



## UNIVERSITY OF COLORADO BUFFALOES / SPORTS INFORMATION SERVICE

2150 Stadium Drive (574 Champions Center), 357 UCB, Boulder, CO 80309-0357

Telephone 303/492-5626 (E-mail/FB contacts: david.plati@colorado.edu; curtis.snyder@colorado.edu)

David Plati (Associate AD/SID), Curtis Snyder (Assistant AD), Troy Andre (Associate SID/CUBuffs.com Managing Editor), Linda Sprouse (Associate SID), Seth Pringle (Assistant SID), Shaun Wicen (Assistant SID), Neill Woelk (Contributing Editor/CUBuffs.com), Alex French (Graduate Assistant)

www.CUBuffs.com

© 2020 CU Athletics

### GAME 1

### 2020 COLORADO BUFFALO FOOTBALL WEEKLY RELEASE, NOTES & STATISTICS

# COLORADO BUFFALOES vs. UCLA BRUINS

## BUFFS LOOKING FOR FIFTH STRAIGHT VICTORY IN A SEASON OPENER

SATURDAY, NOVEMBER 7, 2020 • 5:05 p.m. MST • Folsom Field (50,183) • Boulder, Colo.

RELEASE NUMBER 1 (November 1, 2020)

ESPN2 (National) | KOA-RADIO | CUBUFFS.COM (Live Stats)

### BUFFALO BITS ...

The **Colorado Buffaloes** (5-7, 3-6 Pac-12 in 2019) will finally open their 131st season of intercollegiate football after two delays on Saturday, Nov. 7, against the **UCLA Bruins** (4-5, 4-8) at Folsom Field in Boulder ... The opening of the season was originally pushed back three weeks to Sept. 26 due to the COVID-19 pandemic, which forced the cancellation of every non-conference game in the Pac-12, and then delayed another six weeks after the Pac-12 had cancelled the season on August 11 but revived it on Sept. 24 ... Colorado is **81-44-5** in 130 season openers (**53-20-1** at home (**0-2** in November, **0-1** vs. UCLA) ... 2020 marks the 10th season that Colorado is competing in the Pac-12 Conference, having joined the league on July 1, 2011 ... The Buffaloes have won four straight season openers (all over CSU in Denver), and will open against a team other than the Rams for just the fifth time in the last 24 seasons ... CU last won five or more season openers in row

when it claimed eight straight from 1991-98 ... The last conference opponent CU lined up against in a season lid-lifter was in 1961, when the Buffs defeated Oklahoma State in Boulder, 24-0, in then-Big Eight Conference play ... Colorado returns **57** lettermen for 2020, including **15** starters ... Colorado played in seven one-score games in 2019 (decided by eight point or less), tied for the fourth-most in the nation; the Buffs went **4-3** in those games (and have had **29** total over the last seven seasons) ... **Karl Dorrell** is looking to become CU's third straight first-year head coach to win his inaugural game after only one had done it between 1932 and 2013 (**Rick Neuheisel** in 1995; Dorrell was the offensive coordinator on that team) ... The PDF version of the **2020 CU Media Guide** is now on-line at [www.cubuffs.com/FBMG2020](http://www.cubuffs.com/FBMG2020) ... **CUBuffs.com/media** is all things Buff (on-line media guide, live stats, etc.).

**DEPTH CHART ON PAGE 57; ROSTERS ON PAGES 58-60; STAT PAGES 61-69**

TV | CU-UCLA (ESPN2): Beth Mowins (play-by-play) / Kirk Morrison (color) / John Schiffren (sidelines) / Eric Posman / Mandy Cohen (producers)

### STAT OF THE WEEK

**0.** As in zero starts by quarterbacks on the CU roster, the first time that is the case since 2007. Only four players on the Buffaloes' roster have even attempted a pass in a game, two quarterbacks (senior **Sam Noyer** and junior **Tyler Lytle**), senior receiver **K.D. Nixon** and graduate transfer tight end **Matt Lynch**. Noyer has completed 21-of-41 passes for 179 yards (0 TDs, 2 interceptions); Lytle is 4-of-6 for 55 yards (0 TDs, 1 pick); Nixon is 1-of-1 for 38 yards, his throw good for a touchdown to **Dimitri Stanley** against Arizona last year; and Lynch, a UCLA transfer where as a reserve quarterback, he was 2-of-3 for 11 yards and a TD in 2017. Thus, the players on the CU roster who have thrown passes in college are 28-of-51 for 283 yards (2 TD/3 INT). Colorado is one of **17** schools in 2020 with no previous starts by a quarterback on its roster; the Buffs were joined by Duke, Iowa, LSU, Michigan, Oklahoma and Washington State among P5 schools.

### OBSOLETE NOTE(S) OF THE WEEK

**Late Season Opener.** This will be Colorado's latest season opener in 102 years, or since Nov. 16, 1918; that year the start of the season was also delayed to an influenza pandemic, CU lost at home to Colorado State Teachers College (now Northern Colorado), 9-0. The only other season that started later was CU's first in 1890 (a 20-0 loss at the Denver Athletic Club on Nov. 15). The last time a conference opponent was the foe in a season opener was in 1961, when CU defeated Oklahoma State in Boulder, 24-0.

**And On The Other End.** With the regular season finale now set for Dec. 18 or 19, it will be the latest game to ever end the regular schedule. The 1890 finale was on Dec. 15; three regular seasons ended on Dec. 7 (1918, 1963, when a game against Air Force was delayed two weeks due to the assassination of President John F. Kennedy and in 2002 (Big 12 title game against Oklahoma). In 1924, CU had a couple of "postseason" games in Hawai'i (Dec. 25-Jan. 1), and in 1893, CSU issued a challenge to CU and two played on Feb. 11; CU's 70-6 win was tacked on to the 1892 schedule.

## REVISED 2020 COLORADO SCHEDULE & RESULTS (0-0, 0-0 Pac-12)

2019									
Date	CU*	Opponent	Opp*	TV	Result/Time	Record	Series	This-N-That or '19 rewind	
NOV. 7	---	● UCLA (N)	---	ESPN2	5:05 p.m.	4-8	4-11-0	Bruins go up 17-0 quickly. Buffs could get no closer than 10 (7-17, 17-24)	
Nov. 14		● at Stanford		ESPN2/U	1:30 p.m.	4-8	5- 6-0	E.Price kicks FG at gun; CU has two straight wins in series by a combined 26-18	
NOV. 21		● ARIZONA STATE		TBA	TBA	8-5	3- 8-0	Montez, Brown connect on 3 TD passes; Stefanou wins it with 44 FG (2:03 left)	
Nov. 28		● at Southern California		TBA	TBA	8-5	0-14-0	Buffs lead for 42:34, but USC's two fourth quarter TDs rally Trojans to the win	
Dec. 5		● at Arizona		TBA	TBA	4-8	14- 8-0	Another wild CU-UA game; nine lead changes as Wildcats hold on late, win 35-30	
DEC. 11		● UTAH (N)		FS-1	7:30 p.m.	11-3	32-31-3	CU strikes first but Utah rallied for 17-7 lead at half and pulled away	
Dec. 18	OR	PAC-12 Championship Game (N)		FOX	6:00 p.m.			Championship game original set for Las Vegas will be at campus site	
Dec. 19		North Division Opponent TBD		TBA	TBA			One of five crossover games to be determined the week prior	

**KEY:** \*—AP rank at time of game; ●—Pac-12 Conference game; N—Night game; All times mountain. **GAMES CANCELLED DUE TO PANDEMIC:** at Colorado State (Sept. 5), Fresno State (Sept. 12), at Texas A&M (Sept. 19), at Oregon (Sept. 26), Washington State (Nov. 7), at Washington (Nov. 21).

**COLORADO MEDIA SERVICES**

Head coach **Karl Dorrell** will hold a **Monday Zoom Conference call** at 11:00 a.m. (Nov. 9-Dec. 21); the lone exception being Tuesday, Nov. 3 since the team cannot practice with it being Election Day (hoping to return to in-person whenever the pandemic ends or is under control). It will be more or less an extended version of what we have been doing daily Zooms. Starting with Nov. 9, the **press conference portions will be streamed live** on [www.CUBuffs.com](http://www.CUBuffs.com).

**Note:** There was no **Front Range Huddle** this summer; look for it to resume in 2021 in Denver.

**Season Interview Schedule.** With daily COVID testing, it eliminates the larger window we had for interviews (over an hour lost). Dorrell will speak on Mondays and Wednesdays; players available on Tuesdays and Wednesdays (most have heavy academic schedules which eliminate Thursdays); assistant coaches on all three days if requested in advance.

**Reminder:** there is no longer a Tuesday **Pac-12 Teleconference Call** that used take place on Tuesdays are no more.

**Video highlights** of CU games are available through the Pac-12 Network Assignment Desk ([assignment@pac-12.org](mailto:assignment@pac-12.org)). However, there are usage restrictions; contact **Dustin Rocke** to coordinate your needs ([drocke@pac-12.org](mailto:drocke@pac-12.org)).

The **Pac-12 Networks** are available nationwide through many platforms; check with local cable or satellite subscribers for more info. Comcast and Time Warner carry the Network in Colorado and DISH Network is the league's satellite provider. In the Boulder-Denver area: Comcast 430 & 431 (840 HD); Pac-12 DISH channels include 406 (hopper) and 409 (along with 5453 and 5454 in its auxiliary area).

The **Colorado locker room** (home and road) is closed after games; following the customary 10-minute cooling off period, players will be available in a timely manner COVID-restrictions permitting (requests will be solicited following the game, no cutoff).

Colorado's football **practices** are closed; due to pandemic restrictions, CU will provide still photograph and B-roll on most days. When restrictions are lifted for any photography/video needs, media must follow parameters listed in CU's media policies. (Thursday & Friday practices are open to network TV talent if in town and they follow COVID protocols.)

This year's standard **practice schedule** (mountain time): **Sunday:** 5:15-6:30; **Monday:** Off; **Tuesday:** 9:10-11:30; **Wednesday:** 9:10-11:30; **Thursday:** 9:50-11:50; **Friday:** 10:30-11:30 walk-through (home and road games).

• COVID testing daily (a.m. 2 hours); meetings follow.

**Interviews** with Colorado players and coaches are allowed post-practice on Mondays, Tuesdays and Wednesdays. Phone/Zoom interviews with media are allowed all three days in all time slots. Interviews on Sundays are at the discretion of the player, as it being the standard player day off, CU can't facilitate due to NCAA rules. Assistant coaches are game-planning on Sunday and are also only available at their discretion.

**Photo Requests.** Please direct any photo (.jpg) requests to either [david.plati@colorado.edu](mailto:david.plati@colorado.edu) or [curtis.snyder@colorado.edu](mailto:curtis.snyder@colorado.edu).

**collegepressbox.com**  
SINCE 2005 EVERYTHING BUT THE PRE-GAME MEAL

**Credentials.** CU does not utilize an on-line credential system; we prefer the personal touch. Email Dave Plati with request ([david.plati@colorado.edu](mailto:david.plati@colorado.edu)).

**Collegepressbox.com** is the official media website for Division I football. Access and download weekly game notes, quotes, statistics, media guides, headshots, logos and more for each conference and its member schools. Register for access at: [www.collegepressbox.com/register](http://www.collegepressbox.com/register).

The **Pac-12 Mountain Network** is the television home of the Buffaloes; it produces a variety of programming featuring all 12 member institutions.

**THE BUFFS ON THE INTERNET**

The official CU site on the Internet can be found at [www.CUBuffs.com](http://www.CUBuffs.com) has the most up-to-date information, releases, game notes, press conference broadcasts (free), articles by longtime journalist and CUBuffs.com contributing editor **Neill Woelk** along with podcasts/video by the voice of the Buffs, **Mark Johnson**; the direct link to the **Football Media Center** is [cubuffs.com/ColoradoMediaCenter](http://cubuffs.com/ColoradoMediaCenter). Breaking news with the program will be found here first every time and delivered in full without third-party editing or what they might deem unessential.

**Audio.** CU football can be heard (free) on the Internet at either CUBuffs.com or KOA-Radio (or its sister station, KDSP/AM760). Links: [www.CUBuffs.com](http://www.CUBuffs.com), [www.850koa.com](http://www.850koa.com), [www.am760.net](http://www.am760.net).

**Live Stats** for Colorado home games can be accessed at [www.colorado.statbroadcast.com](http://www.colorado.statbroadcast.com); please contact the SID office for the password.

**BuffTV** is CU's live streaming service for live games and press conferences not broadcast by the Pac-12 TV partners. In addition, highlights, features, interviews and the Buffalo Stampede weekly show can be found at [www.youtube.com/BuffTV](http://www.youtube.com/BuffTV).

**THE BUFFS ON THE AIRWAYS**

**KOA-Radio** in Denver (850AM & 94.1FM; KDFD 760AM when conflicts) originates the CU Football Network, with **Mark Johnson** in his 17th year as the play-by-play voice of the Buffs. **Former CU head coach Gary Barnett** (analysis) is in his fifth full season on the broadcasts. Sideline duties will be handled by committee between Jeff Campbell, **Andy Lindahl** and **Bobby Pesavento**. In 2020 due to the pandemic, road games will be broadcast from CU. Cities on the network in addition to KOA: Glenwood Springs (KNFO/106.1FM, which also serves Redstone/105.7FM, Rifle/107.5FM, Roaring Fork/94.3FM, Thomasville/96.3FM & Vail/105.5FM) and KMTS/99.1FM (which also serves New Castle/103.7FM, Rifle/99.5FM & West Glenwood Springs/96.7FM) Fort Morgan (KRFD/100.1FM), Grand Junction (KNZZ/1100AM, 92.7FM). KOA has been the home to CU football for 77 of the last 80 years. *Both stations will stream the game live on the Internet.*

The **CU Coaches Radio Show** originates from the Champions Center Thursdays from 12:30-1:30 p.m. (Nov. 5-Dec. 16/17); Mark Johnson hosts (the show is taped and airs 7-8 p.m. that night on KOA and the CU Network; the show will be taped a day earlier for the USC (Nov. 25), Utah (Dec. 9) and TBA ahead of the final game on Dec. 18 or 19, which will be the final one of the year).

**Satellite Radio:** Sirius-XM is the satellite home of the Buffs; the UCLA game (KOA broadcast) will be on Sirius & XM 83 (and Internet 83).

**PRONUNCIATION GUIDE****Coaches/Staff**

Darrin **CHIAVERINI** (shiv-ah-ree-knee)  
Karl **DORRELL** (door-el)  
Darian **HAGAN** (hay-gun)  
**DEMETRICE** Martin (dee-meat-riss)  
Brian **MICHALOWSKI** (michael-ow-ski)  
Mitch **RODRIGUE** (row-dreeg)

**Players**

6 Daniel **ARIAS** (are-e-us)  
25 **MEKHI** Blackmon (muh-kye as in eye)  
23 **JAREK BROUSSARD** (jerek brew-sard)  
17 Grant **CICCARONE** (sis-a-roan)  
0 **ASHAAD** Clayton (ah-shod)  
57 John **DEITCHMAN** (dych-mon)  
50 Travis **DROSOS** (droh-soas)  
18 Caleb **FAURIA** (four-E-A)  
76 Frank **FILLIP** (phillip)  
8 Alex **FONTENOT** (font-en-know)  
97 Paulison **FOSU** (foe-sue)  
33 Joshua **GUSTOV** (goo-stovv)  
34 **MUSTAFA** Johnson (moo-stoff-uh)  
94 **JANAZ** Jordan (juh-nozz)  
36 **AKIL** Jones (ah-keel)  
52 Joshua **JYNES** (rhymes with nines)  
58 **KARY KUTSCH** (car-E kooch)  
15 Montana **LEMONIOUS-Craig** (lee-moan-e-us)  
16 **TARIK** Luckett (tuh-reek)  
74 Chance **LYTLE** (lie-tull; hard T)  
7 Tyler **LYTLE** (lie-dull; soft T)  
98 Nico **MAGRI** (ma-gree)  
1 Jaren **MANGHAM** (mang-ham)  
4 Sam **NOYER** (noy-er)  
72 **NIKKO POHAHAU** (knee-ko poe-huh-how)  
85 Jared **POPLAWSKI** (pop-u-law-ski)  
65 Colby **PURSELL** (per-sell)  
3 Derrion **RAKESTRAW** (rake-straw)  
54 **KANAN** Ray (kay-ninn)  
91 **NA'IM** Rodman (ny-eem)  
99 Jalen **SAMI** (sah-me)  
5 **LA'VONTAE SHENAU** (luh-von-tay shuh-nault)  
33 **JAYLE** Stacks (jay-lee)  
48 James **STEFANOU** (steff-ah-know)  
31 Jonathan Van **DIEST** (rhymes w/east)

**ROSTER CHANGES/DUPE I.D.'s**

**Number Changes:** **WR Daniel Arias** is in 6 (from 22 in previous years); **CB Chris Miller** is in 0 (from 14).

**DUPE NUMBERS:** Those who appear below are in dupe numbers where both are likely see action on special teams; jerseys do have name tags, but skin tone key below to help with identification: **A**—African-American, **C**—Caucasian, **H**—Hispanic, **P**—Polynesian or Pacific Islander:

Offense/Specialist	Defense/Specialist
0 Clayton, TB (A)	0 Miller, CB (A)
1 Mangham, TB (A)	1 Thomas, OLB (A)
3 Nixon, WR (A)	3 Rakestraw, S (A)
4 Noyer, QB (C)	4 Montgomery, OLB (A)
5 Shenault, WR (A)	5 M. Perry, S/LB (A)
6 Arias, WR (A)	6 Pell, OLB (C)
7 T. Lytle, QB (C)	7 Ham, ILB (A)
23 Broussard, TB (A)	23 Lewis, S (A)
33 Stacks, TB (A)	33 Gustav, OLB (C)
52 Jynes, C (A)	52 Lang, DE (A)





## LOOKING BACK AT OTHER TIMES THE WORLD STOPPED CU SPORTS


The Coronavirus Pandemic we are experiencing is similar to others in world history, but really the first to affect the sporting world to the current level of postponements and cancellations. The last one of this magnitude occurred over 1918-1919, but the top sports then were major league baseball, college football, horse racing and boxing; the NHL was a year old (with all teams in Canada), the NFL was a year away, the NBA two decades from its beginning, college basketball hadn't really taken off yet (no postseason championships) and the next Olympics in 1920. Those times when CU sports came to a halt or were delayed:

### World War I

November 11, 1918 – or Armistice Day – was when Germany signed the agreement to end World War I. The United States hadn't entered the war until its latter stages (April 1917), and CU still played a normal football schedule starting in September that year. The following year, the then-Silver & Gold's season didn't start until November 16, with five games being played between that date and December 7 (the first four were over a 13-day span). Soldiers returning from the war were bringing an influenza pandemic into the country, and that strain infected many 20-to-30 year olds. Classes that usually started around the first of September were delayed a month as the Army was using many of CU's facilities for training. The Army started clearing out as the war was coming to an end and practice started the second week of October, but one afternoon, a number of players could not report as they had been inoculated and were told to take it easy for up to a week. Eventually all the players were vaccinated and when everything cleared, only one varsity letterman – captain and quarterback Les Eastman – was back in school. He did team with many talented players from the freshman squad and the team finished with a 2-3 record, including a 20-6 win over The Lieutenants, a team made up of young servicemen. Note: the team's quarterback from 1915-16, Eddie Evans, was killed in France in early 1918.

### World War II

The Buffs played limited schedules in most sports, but the 1942-43 and 1943-44 basketball seasons were called off altogether, mainly because many basketball fieldhouses and arenas around the country were being utilized by the military. The university was officially tagged as a naval station (despite being a thousand miles from the nearest ocean," chuckled longtime



associate athletic director Jon Burianek, who filled me in on this portion). So Balch Fieldhouse was first used as large area for sleeping quarters since various other parts of the stadium were being utilized for some Navy operations, the most interesting of which was "cannon" practice. A gun off a Navy destroyer was located in the space between Gates 4 and

5; there was no second floor / upper deck at the time in Colorado Stadium (its name until Fred Folsom passed in 1944), and the cannon had to move up and down (that gun many might recall remained there well into the 1960s).

Eventually, the Navy built eight huge Quonset Huts adjacent to CU's baseball field down on the lower fields across from Boulder Creek. The baseball field was to the east of the huts, with batters facing northwest (it moved to east campus in 1968 and was renamed Frank Prentup Field to honor CU's longtime coach; the area was converted into more practice fields and into family housing along Folsom Street after the baseball field was renovated and the huts torn down). With many athletes off to war, from 1943 through 1945, the farthest the football team traveled were Pueblo, Albuquerque and Salt Lake City. Opponents included air force base teams from Lowry (Denver), Salt Lake, the Second (Colorado Springs) and Fort Francis Warren (Cheyenne).

The attack on Pearl Harbor did not postpone or cancel any events; basketball didn't start until the end of month, while other winter sports got going afterward as well (wrestling, skiing, swimming, gymnastics, indoor track). [Former SID Tim Simmons (1979-81) chimed in: "If CU had a basketball team those two years, the Buffs could have made a run at back-to-back NCAA titles (CU lost to Stanford in the '42 regional). Ab, what could of been with Frosty Cox coaching the team. According to his dad (HOF coach Harry Simmons), Frosty was as good as any coach in the country during those days."]

### 1963: JFK Assassination

In Eddie Crowder's first season the Buffaloes were 2-7 heading into the season finale at Air Force; CU actually opened up 2-0 in Big Eight play with wins at Kansas State and over Oklahoma State, but with a thin roster from NCAA penalties, the season eventually took its toll. The game was scheduled for Saturday, November 23, but at

Noon Mountain Time, President John F. Kennedy was declared dead, having been assassinated by Lee Harvey Oswald. Many college games were cancelled the next day, though in Lincoln, the game between No. 10 Nebraska and No. 6 Oklahoma went on (NU won, 29-20). The National Football League went ahead with its games, but the American Football League postponed all of its games until December 22 (the Denver Broncos were to play at San Diego and delayed the game a month). As for CU-Air Force, anything other than postponing the game was not an option. It would be played two weeks later on December 7 in the Springs, with Air Force rallying late for a 17-14 win. The only other fall sport at the time was cross country and its season had ended, and the basketball season opener at Creighton went on as scheduled on November 30 (women's varsity sports were still 11 years away).

### 9/11



On September 15, 2001, the football team was scheduled to play its first game ever in Pullman against Washington State; the team had opened 2-1, dismantling Colorado State and San Jose State after losing to Fresno State in the Jim Thorpe Association Classic. Those of us advancing the game back then were still trying to figure out the best way to get

to Pullman when the terrorist attacks on the East Coast occurred on September 11. Air travel was ceased for several days and all sporting events eventually postponed or cancelled; we resumed on September 22 at home against Kansas, but could not find a make-up date that season for the WSU game that worked for both schools (it eventually was rescheduled in 2004, but in Seattle). The Cougars finished 10-2 that season; if you recall, CU went on to finish 10-2 after beating Nebraska to win the Big 12 North Division and then topped Texas in the league championship game. In the final BCS Standings, Miami was at the top with a 2.62 rating, followed by Nebraska (7.23) and then Colorado (7.28) – the Buffs owned wins over NU and No. 7 Texas; had they played and defeated WSU, which finished No. 12, it might have been enough to push CU ahead of the Huskers and into the BCS title game against Miami (WSU won its make-up game was against FCS Montana). Soccer and volleyball also had multiple competitions delayed.

### 2013: One Hundred Year Flood (or 1,000-Year Rain)

It started raining on and off on Monday, September 9; the Buffs had opened football season under first-year coach Mike MacIntyre with wins over Colorado State and Central Arkansas with Fresno State set to visit Folsom Field on September 14. But with a cold front stalling over the state, the rain intensified: those who were in Boulder recall "sheets" of water falling from the sky beginning that Wednesday. Boulder Creek swelled to levels never before seen, and there was massive flooding in and around Boulder as well as up and down the Front Range. One month into the job, new CU athletic director Rick George had his first real crisis; the game was officially cancelled early Friday when the flood waters had yet to subside but before the Bulldogs boarded a plane for Colorado. The schools did not have the same bye week over the remainder of the season, so George set out in search of another opponent.



No less than three dozen schools were contacted and or considered for a replacement, but they had gone nowhere. After receiving a waiver from the NCAA allowing CU to count two wins over an FCS school towards bowl eligibility, the Buffaloes finalized a contract with FCS Charleston Southern to play on October 19 (the waiver was required as Central Arkansas was an FCS member). Fresno State was never able to replace the game that year. That 2013 Fresno State game is finally showing up this fall as CU's home opener, some seven years after it was originally scheduled.



## SEASON OPENERS

Colorado is **81-44-5** in 130 season openers, with a **53-20-1** record at home, **18-19-3** on the road and **10-5-1** at neutral sites (10-5 in Denver, 0-0-1 in Anaheim). This is CU's first season opener on the road since 2015 (at Hawai'i), with its next season opener at home in 2021 against Northern Colorado. The Buffs have started a season just four times at home since 1997, those coming in 2004, 2005 and 2009 against Colorado State and in 2001 when the Buffs dropped a 24-22 decision to Fresno State in the Jim Thorpe Association Classic. CU was 9-6 in openers as a member of the Big 12 Conference and is 5-4 since joining the Pac-12.

## SEASON OPENER BESTS

## A QUICK LOOK AT SOME RECORDS IN SEASON OPENERS BY THE BUFFALOES

## Individual

**Most Rushes:** 30, on three occasions (*last: Charlie Davis vs. Cal, 1972*)  
**Most Rushing Yards:** 217, Mike Pritchard vs. Tennessee, 1990  
**Most Rushing TDs:** 4, Bobby Anderson vs. Tulsa, 1969  
**Most Pass Attempts:** 50, Craig Ochs vs. Fresno State, 2001  
**Most Pass Completions:** 33, Connor Wood vs. Colorado State, 2013  
**Most Passing Yards:** 409, Kordell Stewart vs. Colorado State, 1992  
**Most Passing TDs:** 4, Kordell Stewart vs. Colorado State, 1992 and 4, Joel Klatt vs. Colorado State, 2003  
**Most Receptions:** 11, Laviska Shenault vs. Colorado State, 2018  
 10, on three occasions  
**Most Receiving Yards:** 222, Walter Stanley vs. Texas Tech, 1981  
 211, Laviska Shenault vs. Colorado State, 2018  
**Most Receiving TDs:** 2, on several occasions (*last: Nelson Spruce vs. CSU, 2014*)  
**Most Total Offense:** 430, Kordell Stewart vs. Colorado State, 1992

**Most Tackles:** 25, Brian Cabral vs. Stanford, 1977  
**Most Interceptions:** 3, Malcolm Miller vs. Kansas, Sept. 24, 1949

## Team

**Most First Downs:** 30, vs. NE Louisiana in 1994  
**Most Rushes:** 79, vs. California in 1975  
**Most Rushing Yards:** 446, vs. Fresno State in 1988  
**Most Pass Attempts:** 51, vs. Fresno State in 2001  
**Most Pass Completions:** 31, vs. Fresno State in 2001  
**Most Passing Yards:** 409, vs. Colorado State in 1992  
**Most Total Plays:** 94, vs. California in 1975  
**Most Total Offense:** 649, vs. NE Louisiana in 1994  
**Least Total Offense Allowed:** 90, by Colorado Mines in 1942  
**Most Points:** 61, vs. Drake in 1954 (61-0)  
**Most Points Allowed:** 56, by UCLA in 1980 (14-56)

## SEASON OPENER TRENDS

Here's a quick look at some team statistical trends over the last **35** Colorado season openers (#—denotes in Denver; %—denotes at Anaheim):

Date	Opponent	Result	Attend.	Rank CU	Opp	CU FD	Rushing att yds td	Passing a-c-i yds td	Tot Off no yds	Opp FD	Rushing att yds td	Passing a-c-i yds td	Tot Off no yds	TV
Sept. 7, 1985	COLORADO STATE	W 23-10	40,665	—	—	26	73 358 2	9- 3-0 46 0	82 404	19	22 82 0	41-23-1 208 1	63 290	KCNC (I)
Sept. 6, 1986	COLORADO STATE	L 7-23	45,109	—	—	14	44 191 1	19- 8-2 113 0	63 304	19	46 129 1	30-15-2 156 0	76 285	KCNC (I)
Sept. 12, 1987	OREGON	L 7-10	40,521	—	—	19	52 267 1	18- 7-2 87 0	70 354	15	46 102 0	24-16-0 175 1	70 277	KCNC (I)
Sept. 10, 1988	FRESNO STATE	W 45- 3	32,417	—	—	20	66 446 4	7- 3-0 62 2	73 508	11	27 97 0	33-16-2 80 0	60 177	KCNC (I)
Sept. 4, 1989	TEXAS (N)	W 27- 6	47,269	14	—	16	55 290 2	13- 7-1 95 1	68 385	14	33 69 0	35-12-0 199 0	68 268	ESPN
Aug. 26, 1990	%—Tennessee	T 31-31	33,485	5	8	18	55 368 3	19- 5-3 68 0	74 436	27	36 135 2	55-33-3 368 2	91 503	NBC
Sept. 7, 1991	WYOMING (N)	W 30-13	52,155	12	—	17	44 167 3	24-12-0 151 1	68 318	19	35 67 0	41-19-1 198 1	76 265	ESPN
Sept. 5, 1992	COLORADO STATE	W 37-17	52,164	12	—	22	34 134 0	36-21-1 409 4	70 543	17	45 267 2	23-10-0 115 0	68 382	KCNC (I)
Sept. 4, 1993	TEXAS (N)	W 36-14	52,125	11	—	27	47 270 1	34-21-0 260 3	81 530	26	39 142 1	49-24-4 366 1	88 508	ESPN
Sept. 3, 1994	NORTHEAST LOUISIANA	W 48-13	48,114	8	—	30	45 407 6	24-18-1 242 1	69 649	21	37 64 0	37-25-0 255 1	74 319	KCNC (I)
Sept. 2, 1995	at Wisconsin (N)	W 43- 7	79,015	14	21	21	43 229 1	25-18-0 278 3	68 507	18	41 122 1	26-14-2 175 0	67 297	ABC
Aug. 31, 1996	WASHINGTON STATE	W 37-19	51,481	5	—	23	46 192 1	40-22-1 278 3	86 470	9	21 5 1	33-13-1 163 1	54 168	ABC (r)
Sept. 6, 1997	COLORADO STATE	W 31-21	53,416	8	24	17	31 122 1	28-18-1 223 2	59 345	14	33 70 0	22-14-2 215 3	55 285	FSN (r)
Sept. 5, 1998	#—Colorado State (N)	W 42-14	76,036	—	15	23	35 147 1	32-21-0 257 3	67 404	19	38 78 1	28-13-0 124 1	66 202	ESPN
Sept. 4, 1999	#—Colorado State (N)	L 14-41	73,438	14	—	23	36 82 0	49-30-4 291 2	85 373	12	38 227 3	18-10-0 109 1	56 336	FSN
Sept. 2, 2000	#—Colorado State	L 24-28	67,466	23	—	29	45 224 2	39-25-0 308 1	84 532	17	28 65 0	30-19-2 327 4	58 392	ESPN2
Aug. 26, 2001	FRESNO STATE (N)	L 22-24	47,762	—	—	23	31 66 0	51-31-2 346 2	82 412	17	35 89 2	36-21-0 198 1	71 287	ESPN2
Aug. 31, 2002	#—Colorado State	L 14-19	75,531	7	—	19	48 170 1	27-14-1 199 0	75 369	17	38 152 3	24-11-1 168 0	62 320	ESPN2
Aug. 30, 2003	#—Colorado State (N)	W 42-35	76,219	—	23	17	43 102 2	34-21-0 402 4	77 504	24	39 246 2	40-18-1 339 3	79 585	ESPN
Sept. 4, 2004	COLORADO STATE (N)	W 27-24	54,954	—	—	20	45 255 2	25-13-1 117 0	70 372	23	28 44 1	42-29-1 403 2	70 447	FSN
Sept. 3, 2005	COLORADO STATE	W 31-28	54,972	—	—	19	29 113 3	33-22-1 283 0	62 396	21	34 95 1	43-28-4 291 3	77 386	TBS
Sept. 2, 2006	MONTANA STATE	L 10-19	45,513	—	—	12	32 106 1	22- 8-0 110 0	54 216	16	35 50 0	35-24-0 238 1	70 288	none
Sept. 1, 2007	#—Colorado State (OT)	W 31-28	68,133	—	—	18	28 129 1	32-18-1 201 2	60 330	25	56 157 1	27-20-1 229 3	83 386	FSN
Aug. 31, 2008	#—Colorado State (N)	W 38-17	69,619	—	—	19	36 153 3	29-20-1 214 1	65 367	18	26 71 0	38-27-2 187 1	64 258	FSN
Sept. 6, 2009	COLORADO STATE (N)	L 17-23	53,168	—	—	13	21 29 1	40-24-1 222 1	61 251	14	45 168 1	17-10-2 208 1	62 376	FSN
Sept. 4, 2010	#—Colorado State	W 24- 3	60,989	—	—	18	35 115 1	25-17-1 192 2	60 307	14	25 49 0	33-24-3 196 0	58 245	The Mtn
Sept. 3, 2011	at Hawai'i	L 17-34	35,645	—	—	15	28 17 0	30-16-1 223 2	58 240	19	32 165 3	33-20-0 178 1	65 343	ESPN2
Sept. 1, 2012	#—Colorado State	L 17-22	58,607	—	—	17	29 58 0	41-22-0 187 2	70 245	19	44 125 0	21-14-0 173 2	65 298	FX
Sept. 1, 2013	#—Colorado State	W 41-27	59,601	—	—	24	37 109 0	46-33-0 400 3	83 509	16	28 94 2	39-22-0 201 0	67 295	CBS-SN
Aug. 29, 2014	#—Colorado State (N)	L 17-31	63,363	—	—	22	34 134 0	39-24-0 241 2	73 375	27	45 266 3	23-13-0 134 1	68 400	FS-1
Sept. 3, 2015	at Hawai'i (N)	L 20-28	19,511	—	—	23	53 215 2	40-23-1 156 0	93 371	14	34 100 0	38-19-2 202 3	72 302	CBS-SN
Sept. 2, 2016	#—Colorado State (N)	W 44- 7	69,850	—	—	28	56 260 4	33-23-0 318 1	89 578	12	35 162 0	29-12-2 63 1	64 225	ESPN
Sept. 1, 2017	#—Colorado State (N)	W 17- 3	73,932	—	—	19	38 143 1	29-21-2 202 1	67 345	23	33 88 0	47-24-2 309 0	80 397	PAC12
Aug. 31, 2018	#—Colorado State (N)	W 45-13	70,158	—	—	23	40 258 2	25-22-1 338 4	65 596	20	39 103 0	37-19-1 181 1	76 284	CBS-SN
Aug. 30, 2019	#—Colorado State (N)	W 52-31	66,997	—	—	23	40 243 4	20-13-0 232 2	60 475	27	31 131 1	47-31-2 374 3	78 505	ESPN

## OPENERS AN INDICATOR?

As stated previously, Colorado is **80-44-5** in season openers; but have they been foretelling of the season ahead? Take a look:

- ➔ The **81** seasons CU has won its opener, the Buffs went on to post winning records **61** times (**75.3%**), with **19** losing seasons and one even;
- ➔ The **44** seasons CU has lost its opener, the Buffs are six under .500: posting winning records **19** times and a losing mark **24** times (with one even);
- ➔ The **5** seasons CU tied in its opener, the Buffs had four winning records (including the 1990 national championship year), and one losing record.

The general belief is that if you win your opener, you go on to have a winning season 70 percent of the time; thus CU exceeds that expectation in all three situations.

**STREAKING INSIDE-THE-20 (RED ZONE)**

In the last **14** season openers, the Buffaloes are **42-of-46** in the red zone (91.3%; 28 TDs, 14 FGs), including **36-of-38** against Colorado State (one of the four misses was a controversial ending at Hawai'i when the officials botched setting the ball as time ran out; CU was 2-of-4 in that game). This has followed a five-year stretch between 2001 and 2005 where Colorado was just 11-of-18 (9 TDs, 2 FG). The Buffs are 7-of-6 in their last two games inside-the-20 (4-of-4 in '19, 3-of-3 in '18; they were 0-1 in 2017, 8-of-8 in 2016, 2-2 in 2014, 3-of-3 in 2013, 3-of-4 in 2012), 2-of-2 at Hawai'i 2011, and versus CSU: 3-of-3 in 2010, 2-of-2 in 2009, 4-of-4 in 2007 and 2008).

**MEMORABLE CU SEASON OPENERS**

Quite often, the first career start, or coming out party, is intertwined with making a season opener a memorable one. Perhaps the biggest example of this in CU history came in 1989, when sophomore **Darian Hagan** made his debut as CU's starting quarterback; he may or may not have won the job, but with senior **Sal Aunese** stricken with stomach cancer the previous March, Hagan was handed the keys to the CU offense. On the second play of the game, Hagan raced 75 yards on the option to the Texas 2, starting the Buffaloes on their way to a 27-6 win, the first triumph en route to an 11-0 record in the regular season. Hagan rushed for 116 yards and a touchdown, and passed for 95 yards and another score. Other memorable CU openers and/or game one performances include:

<b>1913</b>	<b>Colorado 7, Wyoming</b>	CU's first season opener outside the state, occurring in Laramie. The CU yearbook account stated that the "final tally probably would have been greater had not the Varsity been frequently penalized for off-side play."
<b>1921</b>	<b>Colorado 10, Denver 7</b>	Art Quinlan's 35-yard field goal gave CU an early 3-0 lead, though Denver, then known as the Ministers, rallied to take a 7-3 halftime lead. With less than seven minutes remaining, Quinlan and Walter Franklin teamed on a 40-yard TD pass.
<b>1937</b>	<b>Colorado 14, Missouri 6</b>	Erv Cheney scores both CU touchdowns, Byron White boots a still-CU record 83 yard punt, and for the first time in school history, there is a charge for parking on the Boulder campus (15 cents a game).
<b>1953</b>	<b>Colorado 21, Washington 20</b>	The Buffs, a two-touchdown underdog, win in Seattle as Homer Jenkins, in his first collegiate game, did it all in CU's single-wing offense to often fill in for an injured Carroll Hardy. Jenkins threw two TD passes to Gary Knafelc, while Emerson Wilson added 87 yards on the ground and a score.
<b>1963</b>	<b>USC 14, Colorado 0</b>	In Eddie Crowder's first game as head coach, CU opens for the only time in its history against the No. 1 team in the nation. The Buffs hold their own, limiting the Trojans to 230 yards on 75 plays (but have just 83 yards of its own).
<b>1965</b>	<b>Colorado 0, Wisconsin 0</b>	The Buffs and Badgers battle to a 0-0 tie in Madison, the third-to-last scoreless tie in Division I-A history as the two combine in "hot and sticky" conditions for just 496 yards of total offense.
<b>1971</b>	<b>Colorado 31, LSU 21</b>	Charlie Davis rushes for 174 yards and two TDs in win at No. 9 LSU, the catapult to a 10-2 season and No. 3 rank.
<b>1977</b>	<b>Colorado 27, Stanford 21</b>	Former longtime (1989-2012) CU linebacker coach Brian Cabral goes nuts as he racks up 25 tackles in CU's win.
<b>1979</b>	<b>Oregon 33, Colorado 19</b>	The Buffs fall in the much ballyhooed first game for new head coach Chuck Fairbanks; it's also the first game televised by a fledgling sports network named ESPN that went on the air one day earlier.
<b>1981</b>	<b>Colorado 45, Texas Tech 27</b>	Walter Stanley hauled down five catches for a CU record 222 (it still stands today), as CU's first game after a 1-10 season in 1980 exorcises some demons. Randy Essington throws for 345 yards in the win.
<b>1989</b>	<b>Colorado 27, Texas 6</b>	In addition to Hagan's effort (see above) the CU defense stifled Texas in limiting the Longhorns to 268 yards.
<b>1990</b>	<b>Colorado 31, Tennessee 31</b>	Mike Pritchard subs for Eric Bieniemy at tailback and rushes for a CU season opener record of 217 yards as the Buffs open what would be their national championship season with a tie against Tennessee in Anaheim in the inaugural Disneyland Pigskin Classic.
<b>1992</b>	<b>Colorado 37, Colorado St. 17</b>	Kordell Stewart takes over from Darian Hagan and passes for 409 and 4 TDs in the win over the Rams.
<b>1995</b>	<b>Colorado 43, Wisconsin 7</b>	The NFL plucked off 10 CU '94 starters in the April draft, but new coach Rick Neuheisel readied the Buffs in fine fashion as CU drilled Wisconsin in Madison. Koy Detmer threw for 267 yards and three TDs as CU built a 26-7 halftime lead.
<b>1998</b>	<b>Colorado 42, Colorado St. 14</b>	Mike Moschetti throws for 257 yards and 3 TDs in his first CU game and the first contest between the two in-state rivals in Denver at the old Mile High Stadium.
<b>2003</b>	<b>Colorado 42, Colorado St. 35</b>	Joel Klatt comes in unsung and exits as the national player-of-the-week as he threw for 402 yards and 4 TDs in a 42-35 thriller over the Rams. CSU pulls even late, but Bobby Purify's 9-yard TD run wins it with :40 left.
<b>2004</b>	<b>Colorado 27, Colorado St. 24</b>	CU led the entire way, but CSU had a chance to steal it at the end; the Rams had a first-and-goal at the CU 1 with just under a minute left, but the Buffalo defense rose to the occasion and stuffed two plays, the last as time ran out, to seal the win. The Rams had fought back from 17-0 and 27-17 deficits.
<b>2005</b>	<b>Colorado 31, Colorado St. 28</b>	Mason Crosby drilled a 47-yard field goal with four seconds left to rally CU to the win. The Buffs trailed 21-10 early in the fourth quarter, having tied the game at 21 on a 48-yard Crosby kick with 2:32 left. CU turned an interception into the go-ahead touchdown, a 23-yard run by Hugh Charles, with 1:30 remaining, but CSU rallied with an 80-yard TD TD drive to tie the game with 36 ticks to go on the clock. Stephone Robinson returned the kickoff to the 40 and three plays later, the Buffs were in position for Crosby's winning kick, as the teams scored 20 points in just 152 seconds.
<b>2007</b>	<b>Colorado 31, Colorado St. 28 (overtime)</b>	It had to happen eventually, as the CU-CSU series had been oh so close but lacked an overtime affair. No longer; Kevin Eberhart's 22-yard field goal tied the game at 28 with 0:13 left and then made a 35-yard boot in the first OT to lead CU to the win. Cody Hawkins debuted at quarterback and completed 18-of-31 passes for 201 yards and two scores, with another frosh redshirt, Scotty McKnight catching eight of those for 106 yards and a TD. CU rallied from 11 down late in the third quarter and likely sealed the Rams' fate after Terrence Wheatley's end zone interception in OT.
<b>2013</b>	<b>Colorado 41, Colorado State 27</b>	Paul Richardson caught 10 passes for 208 yards and two touchdowns and Connor Wood completed 33-of-46 passes for 400 yards to enable Mike MacIntyre to win in his first game as CU's head coach, just the second to do since 1932.

**SCORING FIRST IN A SEASON? CU IS 27-2 SINCE 1967**

Colorado has won **28** of its last **30** season openers when scoring first, which included a 20-game winning streak from 1967 through 2005; the Buffs had that run snapped in 2006 by Montana State (losing 19-10 at home), with the only other loss in 2014 when Colorado State rallied from being down 17-7 to score the game's final 24 points to take a 31-17 verdict in Denver. Otherwise, you have go back to 1966 to find the last time the Buffs scored first and lost an opener (CU scored its only points of the game on a field goal in a 24-3 loss to Miami, Fla.). The other 23 openers in this span? CU is **4-18-1** when the opponent scored first, with the wins coming in 1969 (a 35-14 win over Tulsa after falling behind 7-0), in 1995 (a 48-13 win over NE Louisiana after spotting NLU a 3-0 lead), in 2003 (the 42-35 conquest of CSU after the Rams jumped ahead 7-0) and in 2005 (a 31-28 win over CSU after the Rams got the jump up late in the first quarter by 7-0). CU had won four straight openers it had scored first in prior to the 2014 game and currently has won four in a row.





## QUARTERBACK DEBUTS

A list of all quarterback starting debuts can be found in CU's media guide on page 173; **QB Sam Noyer** will be the **51st** player since 1959 to start a game at the position for the Buffs, the 19th in a season opener (**25-24-1** record overall, **9-9** in the opener). He will be just the third known senior to do so, the first since **Robert Hodge** against USC in 2002 and just the second in a season opener (**Jeff Austin** at Texas Tech in 1976). Three players in their debuts have rallied the Buffs to victory in the fourth quarter after trailing (see below):

### 4TH QUARTER COMEBACKS IN FIRST CAREER START AT QUARTERBACK

Date	Quarterback	Opponent	Trailing in 4th	Final
Oct. 6, 1990	Charles Johnson	at Missouri	27-31 (2:32)	W 33-31
Sept. 1, 2007	Cody Hawkins	*Colorado State (OT; Denver)	25-28 (2:08)	W 27-24
Sept. 24, 2016	Steven Montez	at Oregon	33-38 (11:41)	W 41-38

(Time listed is time on clock when starting winning or tying possession; \*—season opener.)

### QUARTERBACK DEBUT BESTS

**Most Attempts**—50, Koy Detmer vs. Oklahoma in Boulder, Oct. 17, 1992 (T, 24-24).  
**Most Completions**—33, Koy Detmer vs. Oklahoma in Boulder, Oct. 17, 1992 (T, 24-24).  
**Most Yards**—418, Koy Detmer vs. Oklahoma in Boulder, Oct. 17, 1992 (T, 24-24).  
**Most Touchdowns**—5, John Hessler vs. Oklahoma at Norman, Sept. 30, 1995 (W, 38-17).  
**Best Rating (Min. 20 att.)**—205.1, John Hessler vs. Oklahoma at Norman, Sept. 30, 1995.

## RUNNING BACK DEBUTS

Colorado has two true freshmen running backs (**TB Ashaad Clayton**, **TB Jayle Stacks**) and one redshirt sophomore (**TB Jarek Broussard**) on its roster. There have been eight occasions where a player rushed for at least 100 yards in his first game as a running back for the Buffaloes, six doing so the first time they took the field (see notations on two exceptions). Here are the 20 efforts of 50 yards or more by a running back in their first game in a CU uniform (note: freshmen were ineligible from 1953-1971; ^—at Anaheim; #—in Denver):

Player, Class	Opponent	Date	Att.	Yards	TD	Player, Class	Opponent	Date	Att.	Yards	TD
*Mike Pritchard, Sr.	^Tennessee	8/26/90	20	217	2	Terry Kunz, Jr.	at Louisiana State	9/14/74	11	63	1
Charlie Davis, Soph.	at Louisiana State	9/11/71	20	174	2	Ward Walsh, Soph.	OREGON	9/21/68	17	63	0
*Bobby Anderson, Sr.	INDIANA	10/04/69	29	161	3	Rashaan Salaam, Fr.	IOWA	9/29/92	5	61	0
Michael Simmons, Fr.-RS	OREGON	9/12/87	18	142	1	Lamont Warren, Fr.	MINNESOTA	9/21/91	10	61	2
John Bayuk, Soph.	DRAKE	9/18/54	16	124	2	Don Hagin, Soph.	NEW MEXICO	9/25/48	12	56	1
Travon McMillian, Gr.	#Colorado State	8/31/18	10	103	1	Darrell Scott, Fr.	#Colorado State	8/31/08	11	54	1
Marcus Houston, Fr.	#Colorado State	9/02/00	18	100	1	Lamont Warren, Soph.	at Wisconsin	9/18/65	13	55	0
Ron Rieger, Soph.	TULSA	9/20/69	23	100	1	Harry Narcisian, Soph.	at Iowa State	9/27/47	14	51	0
Robert Lee, Soph.	OREGON STATE	9/26/64	15	75	1	Kent Kahl, Fr.-RS	WYOMING	9/07/91	10	50	1
Herchell Troutman, Fr.	NE LOUISIANA	9/03/94	7	74	1	Mell Holliday, Sr.	MONTANA STATE	9/02/06	12	50	0

\*—Pritchard played his only game at tailback in his career in the '90 season opener versus Tennessee, subbing for Eric Bieniemy; Anderson was a quarterback who was moved to tailback the third game of the '69 season.

## FIRST PLAY OF THE YEAR

Here's a look at what has transpired on the first play of the season for Colorado, dating back to 1950 when play-by-plays are available:

Year	Opponent	Play	Personnel	Gain	Year	Opponent	Play	Personnel	Gain
1950	at Iowa State	Rush	Merwin Hodel	1	1985	Colorado State	Rush	Anthony Weatherspoon	3
1951	Colorado State	Rush	Merwin Hodel	8	1986	Colorado State	Rush	Mike Marquez	3
1952	San Jose State	Rush	Zack Jordan	11	1987	Oregon	Pass	Mark Hatcher to Drew Ferrando	15
1953	at Washington	Rush	Carroll Hardy	12	1988	Fresno State	Rush	Sal Aunese	8
1954	Drake	Rush	Frank Bernardi	10	1989	Texas	Rush	Eric Bieniemy	3
1955	Arizona	Rush	John Bayuk	0	1990	*Tennessee	Rush	Mike Pritchard	2
1956	Oregon	Rush	Bud Morley	-1	1991	Wyoming	Rush	Kent Kahl	2
1957	at Washington	Pass	Bob Stransky	inc	1992	Colorado State	Pass	Kordell Stewart to Erik Mitchell	31
1958	Kansas State	Rush	Howard Cook	-2	1993	Texas	Rush	Lamont Warren	8
1959	Washington	Pass	Gale Weidner	inc	1994	NE Louisiana	Rush	Rashaan Salaam	1
1960	at Baylor	Rush	Jerry Steffen	2	1995	at Wisconsin	Pass	Koy Detmer to Matt Lepsis	4
1961	Oklahoma State	Rush	Ed Coleman	3	1996	Washington State	Rush	Herchell Troutman	-2
1962	at Utah	Rush	Leon Mavity	2	1997	Colorado State	Pass	John Hessler to Phil Savoy	9
1963	Southern Cal	Rush	Bill Symons	2	1998	#Colorado State	Rush	Mike Moschetti	14
1964	at Southern Cal	Rush	George Reese	0	1999	#Colorado State	Rush	Dwayne Cherrington	1
1965	at Wisconsin	Rush	Bernie McCall	3	2000	#Colorado State	Rush	Cortlen Johnson	12
1966	Miami, Fla.	Rush	Dan Kelly	3	2001	Fresno State	Rush	Chris Brown	1
1967	Baylor	Rush	William Harris	7	2002	#Colorado State	Rush	Chris Brown	3
1968	Oregon	Rush	Bobby Anderson	1	2003	#Colorado State	Rush	Bobby Purify	2
1969	Tulsa	Pass	Bobby Anderson	inc	2004	Colorado State	Rush	Bobby Purify	-1
1970	at Indiana	Pass	Jim Bratten to Willie Nichols	11	2005	Colorado State	Rush	Joel Klatt	-2
1971	at LSU	Rush	Ken Johnson	9	2006	Montana State	Pass	James Cox to Patrick Williams	42
1972	California	Rush	Charlie Davis	0	2007	Colorado State	Rush	Patrick Williams	24
1973	at LSU	Rush	Charlie Davis	0	2008	Colorado State	Rush	Demetrius Sumler	0
1974	at LSU	Rush	Billy Waddy	2	2009	Colorado State	Rush	Darrell Scott	1
1975	California	Rush	Terry Kunz	4	2010	Colorado State	Pass	Tyler Hansen to Toney Clemons	8
1976	at Texas Tech	Rush	Jim Kelleher	3	2011	at Hawai'i	Rush	Tyler Hansen (bad center snap)	-1
1977	Stanford	Rush	James Mayberry	1	2012	Colorado State	Rush	Tony Jones	2
1978	Oregon	Rush	Mike Koslowski	14	2013	Colorado State	Rush	Christian Powell	4
1979	Oregon	Rush	Willie Beebe	2	2014	Colorado State	Rush	Christian Powell	2
1980	at UCLA	Rush	Willie Beebe	1	2015	at Hawai'i	Rush	Christian Powell	2
1981	Texas Tech	Rush	Willie Beebe	4	2016	Colorado State	Rush	Phillip Lindsay	10
1982	California	Pass	Randy Essington	inc	2017	Colorado State	Pass	Steven Montez to Bryce Bobo	4
1983	at Michigan State	Pass	Steve Vogel to Loy Alexander	9	2018	Colorado State	Pass	Steven Montez to Laviska Shenault	8
1984	Michigan State	Pass	Steve Vogel to Loy Alexander	21	2019	Colorado State	Rush	Alex Fontenot	3

Since 1950, CU has averaged 5.3 yards on the first play from scrimmage. Of the 70 plays for 369 yards, CU has passed just 15 times (completing 11). CU has not scored on the first play from scrimmage in this time frame, and has just one turnover (lost fumble) on the first play of the year (in 1990; \*—at Anaheim; #—in Denver). **NOTES:** CU did score the first time it touched the ball in the 1975 season opener. The late Mike McCoy returned a California punt 61 yards for a touchdown two minutes into the game. **The last time Colorado scored on its first offensive play of any game** was at Arizona on Nov. 8, 2014: Shay Fields scored a touchdown on a 75-yard pass from Sefo Liufau just 11 seconds into the game in Tucson.

**FIRST SCORE OF THE YEAR**

Here's a list of Colorado's first score of the year, dating back to **1929** when play-by-plays or newspaper accounts were available, with select previous years taken from newspaper stories (the time is amount remaining in the quarter specified):

Year	Opponent	Game	CU's First Score	Class	Time (Qtr)
1890	COLORADO MINES	4	*George Darley 65 fumble return	Sr.	N/A N/A
1913	Wyoming	1	Philip McCary 4 run	Jr.	N/A 4th
1915	WYOMING	1	W.H. "Ham" Cooper run	Sr.	N/A 1st
1921	DENVER	1	Art Quinlan 35 FG	So.	N/A N/A
1925	MONTANA STATE	2	? Connors 1 run	N/A	N/A 1st
1926	CHADRON STATE	1	Max Chamberlain 25 run	Jr.	N/A 2nd
1927	WESTERN STATE	1	Bill Smith 12 run	So.	N/A 1st
1929	REGIS	1	Bill Smith 8 run	Jr.	11:00 1st
1930	Missouri	1	Warren McKelvey 51 pass from Pete Middlemist	Sr./Jr.	N/A 1st
1931	COLORADO MINES	2	George Grosvenor 42 run	So.	N/A 1st
1932	Colorado Mines	1	Almon Oviatt 3 run	Fr.	N/A 1st
1933	CHADRON STATE	1	Robley Nelson 1 run	Sr.	N/A 2nd
1934	Northern Colorado	3	Jim Counter 29 run	Sr.	N/A 3rd
1935	Missouri	2	Kenneth Anderson 11 run	Sr.	N/A 1st
1936	COLORADO MINES	2	Gib Quinton 27 lateral from Floyd Trachsel	Sr./So.	N/A 2nd
1937	MISSOURI	1	Erv Cheney 1 run	Sr.	N/A 1st
1938	Missouri	1	Art Unger 42 pass from Rex Tomlinson	Sr./Sr.	N/A 2nd
1939	UTAH STATE	2	Oscar Jacobson 7 pass from Ray Jenkins	Jr./So.	N/A 4th
1940	Texas	1	Leo Stasica 54 run	Sr.	N/A 1st
1941	TEXAS	1	Dick Woodward 33 pass from Paul McClung	So./Sr.	N/A 2nd
1942	COLORADO MINES	1	Maurice Reilly 3 run	So.	N/A 1st
1943	FT. WARREN	1	Bob Maddalena run	Sr.	N/A 1st
1944	FT. WARREN	1	Dick Lisco 13 pass from Dick Morrow	Jr./Sr.	N/A 1st
1945	Colorado College	2	Bob West 71 run	Sr.	0:06 3rd
1946	IOWA STATE	1	Maurice Reilly 1 run	Jr.	N/A 1st
1947	Iowa State	1	Ed Pudlik 45 pass from Dick Schrepferman	So./Sr.	N/A 2nd
1948	NEW MEXICO	1	Don Hagin 1 run	So.	N/A 2nd
1949	KANSAS	1	Don Hagin 1 run	Jr.	N/A 1st
1950	Iowa State	1	Merwin Hodel 3 run	Jr.	7:30 2nd
1951	COLORADO STATE	1	Woody Shelton 2 run	Jr.	1:15 1st
1952	SAN JOSE STATE	1	Ralph Curtis 2 run	Sr.	2:03 1st
1953	Washington	1	Gary Knafelc 16 pass from Homer Jenkins	Sr./Soph.	1:56 1st
1954	DRAKE	1	Frank Bernardi 35 run	Sr.	5:52 1st
1955	ARIZONA	1	Homer Jenkins 3 run	Sr.	5:29 1st
1956	KANSAS STATE	2	Gene Worden 5 run	Jr.	9:02 2nd
1957	Washington	1	Leroy Clark 11 run	Jr.	2:04 1st
1958	KANSAS STATE	1	Homer Cook 10 run	Sr.	11:38 1st
1959	WASHINGTON	1	Gale Weidner 94 interception return	Soph.	3:27 2nd
1960	KANSAS STATE	2	Gale Weidner 1 run	Jr.	9:14 1st
1961	OKLAHOMA ST.	1	Jerry Hillebrand 40 pass from Gale Weidner	Sr./Sr.	11:30 1st
1962	Utah	1	Bill Harris 97 kickoff return	Jr.	5:55 1st
1963	Oregon State	2	Bill Harris 7 pass from Frank Cesarek	Sr./Jr.	4:51 4th
1964	OREGON STATE	2	Robert Lee 5 run	Jr.	0:01 3rd
1965	FRESNO STATE	2	Frank Rogers 31 FG	Sr.	9:09 1st
1966	MIAMI, FLA.	1	Dave Bartelt 23 FG	Soph.	3:33 1st
1967	BAYLOR	1	Bobby Anderson 7 run	Soph.	5:54 1st
1968	OREGON	1	Bobby Anderson 3 run	Jr.	10:09 2nd
1969	TULSA	1	Ron Rieger 1 run	Jr.	0:34 1st
1970	Indiana	1	Marv Whitaker 9 pass from Jim Bratten	Sr./Sr.	1:29 1st
1971	Louisiana State	1	Willie Nichols 7 pass from Ken Johnson	Jr./Soph.	0:03 1st

Year	Opponent	Game	CU's First Score	Class	Time (Qtr)
1972	CALIFORNIA	1	Charlie Davis 1 run	Jr.	10:49 1st
1973	Louisiana State	1	Larry Ferguson 37 run	Jr.	0:13 3rd
1974	Louisiana State	1	Terry Kunz 3 run	Jr.	14:19 4th
1975	CALIFORNIA	1	Mike McCoy 61 punt return	Sr.	13:41 1st
1976	Texas Tech	1	Jim Kelleher 1 run	Sr.	6:52 3rd
1977	STANFORD	1	Bob Niziolek 3 pass from Jeff Knapple	Soph./Jr.	8:13 1st
1978	OREGON	1	Pete Cyphers 1 run	Jr.	1:23 1st
1979	OREGON	1	Tom Field 30 FG	Fr.	5:49 1st
1980	at UCLA	1	Lyndell Hawkins 22 lateral from Charles Davis	Sr./Sr.	5:31 3rd
1981	TEXAS TECH	1	Walter Stanley 87 pass from Randy Essington	Soph./Soph.	9:28 1st
1982	CALIFORNIA	1	Tom Field 30 FG	Jr.	0:00 2nd
1983	Michigan State	1	Loy Alexander 16 pass from Steve Vogel	Soph./Jr.	1:16 1st
1984	MICHIGAN STATE	1	Ed Reinhardt 3 pass from Steve Vogel	Soph./Sr.	13:14 4th
1985	COLORADO STATE	1	Larry Eckel 32 FG	Sr.	7:51 1st
1986	COLORADO STATE	1	Mike Marquez 2 run	Jr.	0:29 4th
1987	OREGON	1	Michael Simmons 34 run	Fr.-RS	2:42 1st
1988	FRESNO STATE	1	Mike Pritchard 35 pass from Sal Aunese	Soph./Jr.	10:40 1st
1989	TEXAS	1	Eric Bieniemy 1 run	Jr.	13:45 1st
1990	Tennessee	1	George Hemingway 1 run	Sr.-4	9:55 2nd
1991	WYOMING	1	Darian Hagan 3 run	Sr.-4	7:46 1st
1992	COLORADO STATE	1	Michael Westbrook 48 pass from Kordell Stewart	Jr./Soph.	9:53 1st
1993	TEXAS	1	Charles E. Johnson 35 pass from Kordell Stewart	Sr.-4/Jr.	4:22 1st
1994	NE LOUISIANA	1	Rashaan Salaam 1 run	Jr.	3:45 1st
1995	Wisconsin	1	Neil Voskeritchian 27 FG	Sr.-5	5:24 1st
1996	Washington State	1	Jason Lesley 31 FG	Sr.-5	6:20 1st
1997	COLORADO STATE	1	Herchell Troutman 1 run	Sr.	9:52 1st
1998	Colorado State	1	Jeremy Aldrich 34 FG	Jr.	8:17 1st
1999	Colorado State	1	Roman Hollowell 43 pass from Mike Moschetti	Soph./Sr.	8:49 4th
2000	Colorado State	1	Marcus Houston 5 run	Fr.	9:41 2nd
2001	FRESNO STATE	1	Roman Hollowell 77 punt return	Sr.-5	6:03 2nd
2002	Colorado State	1	Jeremy Bloom 75 punt return	Fr.	14:42 4th
2003	Colorado State	1	Bobby Purify 6 run	Sr.	13:53 2nd
2004	Colorado State	1	Bobby Purify 1 run	Sr.-5	10:26 1st
2005	Colorado State	1	Mason Crosby 32 FG	Jr.	12:22 2nd
2006	MONTANA STATE	1	Mason Crosby 24 FG	Sr.	10:39 1st
2007	Colorado State	1	Scotty McKnight 24 pass from Cody Hawkins	Fr.-RS/Fr.-RS	12:52 1st
2008	Colorado State	1	Scotty McKnight 35 pass from Cody Hawkins	Soph./Soph.	14:15 2nd
2009	COLORADO STATE	1	Aric Goodman 54 FG	Jr.	2:50 2nd
2010	Colorado State	1	Travon Patterson 18 pass from Tyler Hansen	Sr.-5/Jr.	6:03 1st
2011	Hawai'i	1	Paul Richardson 15 pass from Tyler Hansen	Soph./Sr.	12:02 3rd
2012	Colorado State	1	Nelson Spruce 15 pass from Jordan Webb	Fr.-RS/Jr.	12:22 2nd
2013	Colorado State	1	Paul Richardson 82 pass from Connor Wood	Jr./Jr.	12:41 1st
2014	Colorado State	1	Nelson Spruce 54 pass from Sefo Liufau	Jr./Soph.	10:31 1st
2015	Hawai'i	1	Michael Adkins 5 run	Jr.	9:21 2nd
2016	Colorado State	1	Alex Kelley (C) recovered a fumble in the end zone	Sr.-5	10:31 1st
2017	Colorado State	1	Phillip Lindsay 45 run	Sr.-5	7:11 1st
2018	Colorado State	1	Steven Montez 38 run	Jr.	13:36 1st
2019	Colorado State	1	Jalen Harris 1 pass from Steven Montez	Gr./Sr.-5	9:30 1st

**LONGEST RUNS**

1940	Texas	1	Leo Stasica <b>54</b> run	N/A	1st
2017	Colorado State	1	Phillip Lindsay <b>45</b> run	7:11	1st
1931	COLORADO MINES	2	George Grosvenor <b>42</b> run	N/A	1st
2018	Colorado State	1	Steven Montez <b>38</b> run	13:36	1st
1973	Louisiana State	1	Larry Ferguson <b>37</b> run	0:13	3rd
1954	DRAKE	1	Frank Bernardi <b>35</b> run	5:52	1st
1987	OREGON	1	Michael Simmons <b>34</b> run	2:42	1st
1934	Northern Colorado	3	Jim Counter <b>29</b> run	N/A	3rd

**LONGEST PASSES**

1981	TEXAS TECH	1	Walter Stanley <b>87</b> pass from Randy Essington	9:28	1st
2013	Colorado State	1	Paul Richardson <b>82</b> pass from Connor Wood	12:41	1st
2014	Colorado State	1	Nelson Spruce <b>54</b> pass from Sefo Liufau	10:31	1st
1930	Missouri	1	Warren McKelvey <b>51</b> pass from Pete Middlemist	N/A	1st
1992	COLORADO STATE	1	Michael Westbrook <b>48</b> pass from Kordell Stewart	9:53	1st
1947	Iowa State	1	Ed Pudlik <b>45</b> pass from Dick Schrepferman	N/A	2nd
1999	Colorado State	1	Roman Hollowell <b>43</b> pass from Mike Moschetti	8:49	4th
1938	Missouri	1	Art Unger <b>42</b> pass from Rex Tomlinson	N/A	2nd
1961	OKLAHOMA ST.	1	Jerry Hillebrand <b>40</b> pass from Gale Weidner	11:30	1st

**LONGEST FIELD GOALS**

2009	COLORADO STATE	1	Aric Goodman <b>54</b> FG	2:50	2nd
1921	DENVER	1	Art Quinlan <b>35</b> FG	N/A	N/A
1998	Colorado State	1	Jeremy Aldrich <b>34</b> FG	8:17	1st
2005	Colorado State	1	Mason Crosby <b>32</b> FG	12:22	2nd
1985	COLORADO STATE	1	Larry Eckel <b>32</b> FG	7:51	1st
1965	FRESNO STATE	2	Frank Rogers <b>31</b> FG	9:09	1st
1996	Washington State	1	Jason Lesley <b>31</b> FG	6:20	1st
1979	OREGON	1	Tom Field <b>30</b> FG	5:49	1st
1982	CALIFORNIA	1	Tom Field <b>30</b> FG	0:00	2nd

**LONGEST RETURNS**

1962	Utah	1	Bill Harris <b>97</b> kickoff return	5:55	1st
1959	WASHINGTON	1	Gale Weidner <b>94</b> interception return	3:27	2nd
2001	FRESNO STATE	1	Roman Hollowell <b>77</b> punt return	6:03	2nd
2002	Colorado State	1	Jeremy Bloom <b>75</b> punt return	14:42	4th
1890	COLORADO MINES	4	George Darley <b>65</b> fumble return	N/A	N/A
1975	CALIFORNIA	1	Mike McCoy <b>61</b> punt return	13:41	1st

**NON-TRADITIONAL**

1936	COLORADO MINES	2	Gib Quinton 27 lateral from Floyd Trachsel	Sr./So.	N/A 2nd
1980	at UCLA	1	Lyndell Hawkins 22 lateral from Charles Davis	5:31	3rd
2016	Colorado State	1	Alex Kelley (C) recovered a fumble in the end zone	10:31	1st

**NOTES:** Eleven players have recorded CU's "first score of the year" on two occasions, but no one has done it three times (three quarterbacks have thrown two TD passes on the first score of the year). The only known time in school history that the Buffaloes have scored on the first a player touched the ball came in 1975, when **Mike McCoy** returned a punt 61 yards for a touchdown against California in Boulder (sans the kickoff). In 2016, **C Alex Kelley** became the first offensive lineman to score CU's first points of the year (fumble recovery). \*—first points scored in school history (touchdowns were worth 4 points in 1890).



## TRUE FROSH WATCH OUT OF THE GATE

If any true freshmen start in the opener against Colorado State, they'll crack a very short list of Buffaloes who have started as true or redshirt freshmen on either offense or defense (in addition to eight specialists: five placekickers and three return men). Just **13** known true freshmen in CU history have started in the opening game of the season; here are those who were thrown into the fray on the first play from scrimmage:

**TB Billy Waddy**, 1973 (at Louisiana State); **CB Victor Scott** and **OLB Scott Hardison**, 1980 (at UCLA); **HB Eric Bieniemy**, 1987 (vs. Oregon); **OG Clint Moore**, 1991 (vs. Wyoming); **ILB Jordan Dizon**, 2004 (vs. Colorado State); **CB Greg Henderson**, 2011 (at Hawai'i); **CB Kenneth Crawley**, 2012 and **WR Gerald Thomas**, 2012 (vs. Colorado State); **ILB Addison Gillam**, 2013 (vs. Colorado State); **WR Shay Fields** and **DE Christian Shaver**, 2014 (vs. Colorado State); **DT Israel Antwine**, 2018 (vs. Colorado State).

Add a 14th for the first play of the game/season on special teams (kickoff coverage team): **PK Kevin Eberhart** (2003, kicked off vs. Colorado State in Denver).

## SEASON OPENER REVIEW

Statistically speaking, Colorado had one of its best season-opening games in school history in 2018 against Colorado State. CU's 596 yards of total offense in the contest were the most in a season opener since 1994, when that Buff team (which went 11-1 and finished the year ranked No. 3 in the coaches poll) put up 649 yards of offense in a 48-13 win over Northeast Louisiana. That 1994 season-opening total is the highest yardage gained for any game to begin a season in Buffalo history, but the 596 yards vs. CSU comes in at No. 2. It was also just the ninth time since 1946 that Colorado has gained more than 500 yards of offense in the season opener. What was equally impressive was the Buff defense allowing just 284 yards of total offense a week after the Rams put 657 in the books against Hawai'i. CU outgained CSU by 312 yards on the night, the third largest advantage over an opponent in a season-opener in program history. Here are the largest margins of victory in a CU season opener in history (not including contests against local high schools at the turn of last century):

### LARGEST MARGINS OF VICTORY IN SEASON OPENER

Year	Opponent	Score	Margin	Year	Opponent	Score	Margin	Year	Opponent	Score	Margin
1954	DRAKE	61- 0	61	1923	BRIGHAM YOUNG	41- 0	41	1995	at Wisconsin	43- 7	36
1942	COLORADO MINES	54- 0	54	1943	FT. WARREN	38- 0	38	1994	NORTHEAST LOUISIANA	48-13	35
1988	FRESNO STATE	45- 3	42	2016	Colorado State (Denver)	44- 7	37	2018	Colorado State (Denver)	45-13	32

## FIRST PLAYS HAVE BEEN LARGELY CONSERVATIVE

Here's a look at what transpired on the first play on offense, defense and special teams for CU head coaches, dating back to 1959 when information is available. Amazingly, CU didn't earn a first down until Dan Hawkins' first offensive play in 2006, and has allowed just two defensively. The longest play was a 42-yard pass from James Cox to Patrick Williams to open 2006, but then, including special teams, the next three longest play is a kickoff return of 19 yards. A closer look:

Season	Coach	Opponent	Offense	Defense	Special Teams
1959	Sonny Grandelius	WASHINGTON	Gale Weidner incomplete pass	Sam Hurworth 1 run	(UW) Sam Hurworth 16 KOR to UW18
1962	Bud Davis	at Utah	Leon Mavity 2 run	Bud Scalley 5 run	(CU) Leon Mavity 19 KOR to C21
1963	Eddie Crowder	SOUTHERN CAL	Bill Symons 2 run	Mike Garrett 11 pass from Pete Beathard	(USC) Pete Beathard 5 KOR to SC35
1974	Bill Mallory	at Louisiana State	Billy Waddy 2 run	Brad Davis 5 run	(CU) Tom MacKenzie KO out of bounds
1979	Chuck Fairbanks	OREGON	Willie Beebe 2 run	Don Coleman 13 reverse/UO clipping	(CU) Mike E. Davis 13 KOR to CU24
1982	Bill McCartney	CALIFORNIA	Randy Essington incomplete pass	Gale Gilbert incomplete pass	(UC) Joe Cooper KO EZ+/UC offsidess
1995	Rick Neuheisel	at Wisconsin	Matt Lepsis 4 pass from Koy Detmer	Matt Nyquist 7 pass from Darrell Bevell	(UW) John Hall KO downed in end zone
1999	Gary Barnett	Colorado State (Denver)	Dwayne Cherrington 1 run	Matt Newton incomplete pass	(CSU) C.W.Hurst KO EZ+/CU personal foul
2006	Dan Hawkins	MONTANA STATE	Patrick Williams 42 pass from James Cox	Cory Carpenter incomplete pass	(CU) Mason Crosby KO through end zone
2011	Jon Embree	at Hawai'i	Tyler Hansen fumble, 1-yard loss	B. Stutzmann 3 pass from B. Moniz	(CU) Justin Castor KO through end zone
2013	Mike MacIntyre	Colorado State (Denver)	Christian Powell 4 run	Donnell Alexander 17 run	(CU) Will Oliver KO through end zone
2019	Mel Tucker	Colorado State (Denver)	Alex Fontenot 3 run	W.Jackson 6 pass from Collin Hill	(CSU) Davis KO through the end zone

## DORRELL: A COLLEGE FOOTBALL FIRST?

Ironically, with the Buffaloes drawing UCLA for their first game, **Karl Dorrell** will be coaching against the school he served as head coach for five seasons (2003-07). He was 35-27 with the Bruins over those years. Another irony – his first game as head coach at UCLA was in Boulder against CU, a game in which the Buffs rallied to win, 16-14. He had been an assistant with CU twice (1992-93, 1995-98), but played collegiately at UCLA (1983-86). Thus, in his first game as a head coach, he went up again a former team on which he was an assistant, and his first game his second opportunity as a head coach be against his alma mater, where he also made his head coaching debut. UCLA did win it next game (6-3 over Illinois), which was the school's 500th at the time.

## ONLY A HANDFUL HAVE OPENED AGAINST THEIR ALMA MATER

**Karl Dorrell** will be the ninth known Division I head coach to face his alma mater in his first game at his new school (not necessarily his first game overall):

Year	Coach	School	Alma Mater/Opp.	Result	Year	Coach	School	Alma Mater/Opp.	Result
1918	Andy Gill	Kentucky	at Indiana	W 24- 7	2010	Mike London	Virginia	Richmond	W 34-13
1982	George Welsh	Virginia	at Navy	L 17-30	2011	Larry Coker	UTSA	Northeastern State	W 31- 3
1999	Randy Walker	Northwestern	Miami-Ohio	L 3-28	2020	Karl Dorrell	Colorado	UCLA	?
2001	Jim Tressel	Ohio State	*Akron	W 28-14	*—attended graduate school there.				
2009	Gary Anderson	Utah State	Utah	L 17-35					
2010	Jimbo Fisher	Florida State	Samford	W 59- 6					

➔ In 1995, **Rick Neuheisel's** first game as a head coach (CU) was at Wisconsin; while he didn't go there (he is also a UCLA grad), he was born in Madison. Dorrell's first win as a head coach was in his second game, a 6-3 win over Illinois, which happens to be CU athletic director **Rick George's** alma mater; the Bruins won that day with two field goals from Justin Medlock. **Bill McCartney's** first win came in his second game in 1982, a 12-0 triumph at Washington State, on the strength of four Tom Field field goals.

**IN THE ZONE:** In CU's last 14 season openers (2006-19), the Buffaloes are 42-of-46 in the red zone (28 TDs, 14 FGs), including 36-of-38 against Colorado State (and one of the four misses was at Hawai'i in 2015 in a controversial ending when the Mountain West officials botched setting the ball as time ran out (CU was 2-of-4 in that game)).




**WHERE THEY FELL BY GAME NUMBER ON THE SCHEDULE: GAME 1's (SEASON OPENERS)**

A closer look at the probable top three season openers in Colorado history:

**#1— Sept. 11, 1971: Colorado 31, LSU 21 at Baton Rouge**


An unranked Colorado team on the road at No. 9 Louisiana State, just 75 degrees at kickoff, but with 90 percent humidity. CU scores first and never trailed (LSU tied the game at 7-7, but never pulled even again). Sophomore **Charles Davis** makes a splash in his first collegiate game (freshmen still ineligible), rushing 20 times for 174 yards and two touchdowns, with John Tarver gaining 92 on 18 carries (prompting a postgame comment by LSU coach Charlie McClendon: "Colorado's running backs were some of the best we've ever seen."). It's tight at halftime, the Buffs owning a 10-7 advantage, but as it would happen several times during his career, a kick return score by **Cliff Branch** would open up the game for CU. This time, after CU turned the ball over on its first possession of the second half, but **Carl Taibi's** sack of LSU quarterback Bert Jones forced the Tigers into a three-and-out, Branch dazzled the sellout crowd with an electrifying 75-yard punt return for a score. **John Stavelly** (pictured at right) intercepted Jones on LSU's next drive, and Davis would score four plays later and the Buffs had stunned the 70,099 in attendance by taking a 24-7 lead. The CU defense forces six turnovers (four interceptions) and held the Tigers to just 227 net yards; **John "Bad Dude" Stearns** had seven tackles and returned two interceptions 88 yards. The Buffs would go from unranked to No. 12 in the polls with the win.

**Runner-Up—Sept. 2, 1995: Colorado 43, Wisconsin 7 at Madison**

A first-year CU head coach had not won his first game since 1932, 11 tried but came up short. **Bill McCartney** had retired, the team was minus 10 NFL draft picks (seven in the first 71 selections), including many explosive players on offense. **Rick Neuheisel's** first game draws No. 21 Wisconsin on the road but are only 1-point underdogs; what does CU do? It leaves Camp Randall Stadium with a 43-7 rout of the Badgers, with a first-time offensive coordinator named **Karl Dorrell** guiding the offense to 507 yards – 229 rushing, 278 passing. After a three-year wait, it was finally **Koy Detmer's** (pictured at left) team, the '92 recruit waiting patiently behind the graduated Kordell Stewart to get his shot; he did not disappoint as he completed 17-of-24 passes for 267 yards and three touchdowns, a rating of 205.5 which was the second-best at the time in a season opener in school history (and still the third-best). **Phil Savoy** caught eight of those passes for 107 yards, **Rae Carruth** snagged four for 100, the eighth time at Colorado two receivers hit for 100-plus in the same game. CU took a 3-0 lead into the second quarter and then exploded for 23 points in the second, taking a commanding 26-7 lead at halftime and was never seriously threatened. **Matt Russell** led a CU defense that held the Badgers to just 297 total yards, as he racked up 16 tackles (13 solo), with three for losses including two quarterback sacks.

**Honorable Mention—Sept. 4, 1989: Colorado 27, Texas 6 in Boulder**

The Buffs came in ranked No. 14 in the preseason polls, the first time since 1977 that Colorado entered the season among the ranked (1989 was also the first year that the polls ranked 25 teams instead of 20). Making his first start at quarterback, he was naturally nervous, even more so with **Sal Aunese** fighting for his life; he'll tell you about the butterflies he had in his stomach all week and on game day until a minute into the game. To take things up a notch, ESPN was in town to televise the game nationally; Mike Patrick and Gene Washington were on hand to call the game, which is the last game of opening weekend as it was also Labor Day night. Now wearing No. 3 instead of No. 14 he wore as a freshman, he starts the game by handing off to **Eric Bieniemy** for a 3-yard gain on first down; it's now second-and-7 at the CU 23. He takes the handoff, runs left, cuts back over the middle and gains 75 yards to the Texas 2, caught from behind to prevent a score that could have been scripted in Hollywood. But those butterflies are now gone: **Darian Hagan** has won over BuffNation as their quarterback. Two plays later, Bieniemy scores and CU is on its way to a 27-6 victory, the first of 11 in a row. On the last play of the first quarter, he threw his first collegiate TD pass, a 5-yard toss to fullback **George Hemingway**. Hagan finished the game with 116 yards rushing on 14 tries, including a touchdown. **Alfred Williams** had 10 tackles and two quarterback sacks to lead a stingy defense that limited the Longhorns to just 268 yards. It was the first win for Hagan as a starter, who would go on to finish 28-5-2, the best mark by any starting QB in program history to this day.



**FUN FOUR FACT.** Four schools can boast that they have won a national championship in football, have had a Heisman Trophy winner, a U.S. Supreme Court Justice and at least one man that either walked on the Moon or traveled there to and from. Those are **Colorado**, Michigan, Texas and Army-West Point. For CU, that would be **Rashaan Salaam** (Heisman), **Byron White** (Supreme Court) and Apollo command module pilots **Jack Swigert** (Apollo 13) and **Stuart Roosa** (Apollo 14). Other schools that would join the above with at least one astronaut (who was not on an Apollo mission) include California, Navy, Stanford and Wisconsin.

**CARRY OUT TO FIVE:** Throw in a U.S. Open (golf) winner, and the only schools with all five are CU (**Hale Irwin**, **Steve Jones**) and Texas.

**COACHES VS. FORMER TEAMS IN 2020**

**Karl Dorrell** is in his second tenure as a collegiate head coach, and he's one of a handful in 2020 who will be coaching a game against his former team where he also was the head man (he was the head coach at UCLA from 2003-07). A closer look at who's coaching/coached against their former employer:

Date	Coach	School	Former	Result	Date	Coach	School	Former	Result
Oct. 3	Les Miles	Kansas	Oklahoma State	L 7-47	Nov. 14	Nick Saban	Alabama	at LSU	?
Oct. 3	Will Muschamp	South Carolina	at Florida	L 24-38	Nov. 20	Chip Kelly	UCLA	at Oregon	?
Nov. 7	Karl Dorrell	Colorado	UCLA	?	Dec. 5	Ed Orgeron	LSU	Mississippi	?

**COLORADO & CONFERENCE OPENERS**

In 126 conference openers in its history, Colorado has compiled an **82-42-2** record (a 65.9 winning percentage), including a 37-17-1 mark at Folsom Field (and 52-17-1 at home overall). Colorado was not a member of a conference from 1890-92 and did not play a conference schedule in 1905. Colorado was **7-8** in Big 12 Conference openers, as the Buffaloes started league play on the road six times in the final eight years it was a member of the league. CU is **4-5** in Pac-12 conference openers, averaging 36.3 points in its four wins and 20.4 in the five losses. The breakdown:

**Colorado Football Association (13-2)**

1893	COLORADO STATE	W	44-6
1894	DENVER	W	44-0
1895	DENVER	W	28-0
1896	at Colorado Mines	W	30-0
1897	at Colorado College	W	8-0
1898	at Colorado College	L	0-22
1899	at Colorado State	W	63-0
1900	COLORADO STATE	W	29-0
1901	at Colorado College	W	11-2
1902	DENVER	W	24-0
1903	COLORADO STATE	W	5-0
1904	at Colorado Mines	L	10-13
1906	DENVER	W	6-0
1907	DENVER	W	29-4
1908	at Colorado State	W	8-0

**Colorado Faculty Athletic Conf. (1-0)**

1909	at Colorado State	W	57-0
------	-------------------	---	------

**Rocky Mountain Athletic Conf. (20-7-1)**

1910	UTAH	W	11-0
1911	COLORADO COLLEGE	W	8-2
1912	at Colorado State	L	0-21
1913	COLORADO STATE	W	16-7
1914	at Colorado State	W	33-6
1915	COLORADO STATE	L	6-23
1916	WYOMING	W	16-10
1917	at Denver	L	0-7
1918	at Denver	L	0-6
1919	at Colorado State	L	7-49
1920	at Denver	W	31-0
1921	DENVER	W	10-7
1922	NEW MEXICO	W	3-0
1923	BRIGHAM YOUNG	W	41-0
1924	at Colorado College	W	26-0
1925	MONTANA STATE	W	23-3
1926	MONTANA STATE	L	3-6
1927	WESTERN STATE	W	25-6
1928	at Northern Colorado	W	21-6
1929	NORTHERN COLORADO	W	19-0
1930	at Utah State	T	0-0
1931	COLORADO MINES	W	27-0
1932	at Colorado Mines	W	31-0
1933	COLORADO MINES	W	42-0
1934	at Northern Colorado	L	7-13
1935	COLORADO MINES	W	58-0
1936	COLORADO MINES	W	33-0
1937	UTAH STATE	W	33-0

**Mountain States Conference (8-2)**

1938	at Utah State	L	0-20
1939	UTAH STATE	L	6-16
1940	at Utah State	W	26-0
1941	UTAH STATE	W	13-7
1942	at Utah State	W	31-14
1943	UTAH	W	35-0
1944	at Utah	W	26-0
1945	UTAH	W	18-13
1946	UTAH STATE	W	6-0
1947	BRIGHAM YOUNG	W	9-7

**Big Seven Conference (6-5-1)**

1948	at Kansas	L	7-40
1949	KANSAS	W	13-12
1950	at Iowa State	L	7-14
1951	KANSAS (#20)	W	35-27
1952	OKLAHOMA (#4)	T	21-21
1953	MISSOURI	L	16-27
1954	at Kansas	W	27-0
1955	KANSAS	W	12-0
1956	KANSAS STATE	W	34-0
1957	KANSAS	L	34-35
1958	KANSAS STATE	W	13-3
1959	at Oklahoma	L	12-42

**Big Eight Conference (23-13)**

1960	KANSAS STATE	W	27-7
1961	OKLAHOMA STATE	W	24-0
1962	KANSAS STATE	W	6-0
1963	at Kansas State	W	21-7
1964	KANSAS STATE	L	14-16
1965	at Kansas State	W	36-0
1966	KANSAS STATE	W	10-0
1967	IOWA STATE	W	34-0
1968	at Iowa State	W	28-18
1969	at Iowa State	W	14-0
1970	at Kansas State	L	20-21
1971	KANSAS STATE	W	31-21
1972	at Oklahoma State	L	6-31
1973	at Iowa State	W	23-16
1974	IOWA STATE	W	34-7
1975	at Oklahoma (#1)	L	20-21
1976	NEBRASKA (#6)	L	12-24
1977	OKLAHOMA STATE	W	29-13
1978	KANSAS	W	17-7
1979	at Oklahoma (#3)	L	24-49
1980	OKLAHOMA (#12)	L	42-82
1981	at Nebraska	L	0-59

1982	NEBRASKA (#7)	L	14-40
1983	MISSOURI	L	20-59
1984	at Missouri	L	7-52
1985	MISSOURI	W	38-7
1986	at Missouri	W	17-12
1987	at Oklahoma State (#19)	L	17-42
1988	OKLAHOMA STATE (#13)	L	21-41
1989	MISSOURI	W	49-3
1990	at Missouri	W	33-31
1991	MISSOURI	W	55-7
1992	at Missouri	W	6-0
1993	MISSOURI	W	30-18
1994	at Missouri	W	38-23
1995	at Oklahoma (#10)	W	38-17

**Big 12 Conference (7-8)**

1996	at Texas A&M	W	24-10
1997	TEXAS A&M (#21)	L	10-16
1998	BAYLOR	W	18-16
1999	KANSAS	W	51-17
2000	KANSAS STATE (#5)	L	21-44
2001	KANSAS	W	27-16
2002	KANSAS STATE (#13)	W	35-31
2003	at Baylor	L	30-42
2004	at Missouri	L	9-17
2005	at Oklahoma State	W	34-0
2006	at Missouri (#25)	L	13-28
2007	OKLAHOMA (#3)	W	27-24
2008	TEXAS (#5)	L	14-38
2009	at Texas (#2)	L	14-38
2010	at Missouri (#24)	L	0-26

**Pac-12 Conference (4-5)**


2011	WASHINGTON STATE	L	27-31
2012	at Washington State	W	35-34
2013	at Oregon State	L	17-44
2014	ARIZONA STATE (#16)	L	24-38
2015	OREGON	L	24-41
2016	at Oregon	W	41-38
2017	WASHINGTON (#7)	L	10-37
2018	UCLA	W	38-16
2019	at Arizona State	W	34-31
2020	UCLA	?	

**COVID-19 EFFECT**

With the Coronavirus forcing the cancellation of non-conference games for the 2020 season, this will mark the first time since **1961** that CU's season opener is also a conference opener. That season, the Buffaloes hosted Oklahoma State in Boulder and sent the Cowboys back to Stillwater with a 24-0 whitewashing.

**SIGNATURE CONFERENCE OPENER ANNIVERSARY GAME— 25th (Sept. 30, 1995).**

Known in CU football lore as the "asterisk" game. With quarterback **Koy Detmer** injured the week before against Texas A&M, backup **John Hessler** was called on to make his first career start, with the burden of leading the No. 4 Buffaloes on the road in Norman and against the arrogance of Oklahoma coach Howard Schnellenberger, who implied he'd rather CU be healthy so there "wouldn't be a damn asterisk when we beat their ---." After spotting OU a 10-0 lead, Hessler settled down and the Buffs dismantled the 10th-ranked Sooners, as the sophomore signal caller threw a then-school record five touchdowns in CU's 38-17 rout. He completed 24-of-34 passes for 348 yards, with no interceptions, earning a passer rating of 205.1. The five TD passes totaled 171 yard between them (19, 11, 71, 28 and 42), with **Rae Carruth** and **Phil Savoy** hauling in two apiece. CU pulled to within 17-14 at halftime and took the lead in the third quarter on a 71-yard bomb from Hessler to Carruth. Matt Russell led the defense with 14 tackles, including two sacks, with **Donnell Leomiti** and **Steve Rosga** adding 12 stops each.



**SERIES HISTORY—CU vs. UCLA**

UCLA leads the all-time series with Colorado by a **11-4** count, owning edges of 7-1 in California (5-1 in Pasadena, 2-0 in Los Angeles) and 4-3 in Boulder. The two had never played until 1980, the second year of the Chuck Fairbanks Era (three years in all) at Colorado, and the first half of that game pretty much summed up the entire season, as the Buffs trailed 56-0 at halftime en route to a 1-10 record. The Bruins also won the initial encounter with both as members of the Pac-12 Conference, dealing the Buffaloes a 45-6 setback in 2011 in Pasadena when former Buff head coach Rick Neuheisel was leading the program. This will be just the fifth time in 16 meetings that the two will play in the month of November (the second time in Colorado). The eight games in the Los Angeles area have been played at two different sites, as UCLA played its home games at the Los Angeles Coliseum through 1981. The Bruins reeled off wins in the first four meetings, with CU claiming the next two, a home-and-home agreement in 2002-03 reached when the NCAA approved 12-game schedules for those years at the time with an extra weekend between Labor Day and Thanksgiving. UCLA then owned a five-game winning streak in the series until 2016, when CU broke through with a 20-10 win, its first with both as members of the Pac-12. (CU had almost broken through the previous year, losing late at the Rose Bowl, 35-31, in a game where CU ran 114 plays – including a 40-4 edge in the second quarter.) The Bruins then returned the favor with a 27-23 win Pasadena in 2017, staving off a couple of late CU rallies, and then the Buffaloes came back with a 38-16 win last year, almost equaling the margin of their first three wins (26 points) as CU outscored UCLA 24-3 in the second half.

- CU head coach **Karl Dorrell** is 0-0 against UCLA (he was 0-1 against Colorado as UCLA's head coach).
- UCLA head coach **Chip Kelly** is 3-1 against CU; two wins came when he was the head coach at Oregon and after the Buffaloes joined the Pac-12. The Ducks won 45-2 in Boulder in 2011 and 70-14 in Eugene in 2012, with his win while the Bruin mentor came last year in Pasadena by a 31-14 score. The one loss came in Boulder in 2018 by a 38-16 score.
- The two head coaches are just 23 days apart in age; Kelly will turn 57 on November 25; Dorrell clicks over to 57 on December 18.

**SERIES DID YOU KNOW?—** When the two met in Boulder on Sept. 6, 2003, there were a lot of Colorado ties to the game. CU had opened the year on Aug. 30 with a 42-35 win over CSU in Denver, while the Bruins were idle on opening weekend. Thus, the CU game was the first as head coach for former Bruin and former CU offensive coordinator **Karl Dorrell**; it was also the first game as UCLA assistants for former Colorado aides **Jon Embree** and **Eric Bieniemy**, who accepted positions on Dorrell's staff shortly after CU's appearance in the Alamo Bowl the previous December. The Buffs won that game, 16-14, but UCLA went on to win six of its next seven before slumping a bit, finishing the regular season at 6-6 and then lost to Fresno State in the Silicon Valley Bowl.

**SERIES SIGNATURE ANNIVERSARY GAME— 17th.** In 2003, in the lowest scoring game at Folsom Field in six seasons, No. 24 Colorado rallied for a 16-14 win over UCLA, which as stated above was its first game under coach **Karl Dorrell**. Bobby Purify's 1-yard run put the Buffs up 7-0 in the first quarter, with the Bruins tying it four minutes later early in the second quarter on a 13-yard touchdown pass from Drew Olson to Craig Bragg. Mason Crosby's 40-yard field goal put the Buffs back up, 10-7, with 34 seconds left in the half; UCLA took its only lead at 14-10 with eight ticks left in the third quarter on a 13-yard TD toss from Olson to Mercedes Lewis. CU's JK-to-JK combo, Joel Klatt and Joe Klopfenstein, hooked up on a 6-yard scoring play with just 2:15 to play, but the PAT kick was blocked. Maurice Jones-Drew fumbled the kickoff and then returned it to just the UCLA 10, where four straight incomplete passes ended the game. Purify rushed for 80 yards and Klatt threw for 157 as CU outgained UCLA, 245-243, in a rare game in the 21st century where the teams failed to combine for 500 yards.

**COLORADO-UCLA AT-A-GLANCE / SERIES TRENDS**

UCLA leads the series, 11-4 (4-3 in Boulder, 6-1 in Pasadena, 2-0 in Los Angeles). A game-by-game look:

Date	Site	Result	Attend.	Rank CU	LA	CU FD	Rushing att yds td	Passing a-c-i yds td	Tot Off no yds	UCLA FD	Rushing att yds td	Passing a-c-i yds td	Tot Off no yds	TV
Sept. 13, 1980	Los Angeles	L	14-56	37,205	—	20	52 225 1	30-19-1 205 1	82 430	18	56 267 7	10- 7-0 85 1	66 352	
Oct. 3, 1981	Los Angeles	L	7-27	40,347	— 16	10	36 107 0	25-10-1 54 1	61 161	22	55 179 0	25-13-1 258 2	80 437	
Oct. 2, 1982	Boulder	L	6-34	38,702	— 9	12	31 57 0	30-19-2 125 0	61 182	27	41 102 3	32-20-1 338 1	73 440	KTLL (I)
Sept. 29, 1984	Boulder	L	16-33	38,925	— 17	25	33 31 0	46-22-1 311 1	79 342	16	49 202 2	23-13-0 193 1	72 395	
Sept. 21, 2002	Pasadena	W	31-17	63,880	— 20	27	51 325 3	23-12-0 146 0	74 471	20	28 62 0	36-22-1 222 2	64 284	ABC
Sept. 6, 2003	Boulder	W	16-14	48,584	24 —	21	47 88 1	31-21-0 157 1	78 245	13	26 38 0	30-17-0 205 3	56 243	ABC (r)
Nov. 19, 2011	Pasadena	L	6-45	57,334	— —	15	28 87 0	32-17-3 142 1	60 229	24	44 328 2	19-15-0 225 4	63 553	Versus
Sept. 29, 2012	Boulder	L	14-42	46,893	— —	14	30 83 0	35-23-1 226 2	65 309	29	44 211 4	40-25-0 281 2	84 492	PAC12
Nov. 2, 2013	Pasadena	L	23-45	80,377	— 17	26	40 134 1	36-25-0 247 1	76 381	18	33 139 4	24-19-0 273 2	57 412	FOX-S1
Oct. 25, 2014	Boulder (2 OT)	L	37-40	37,442	— 25	31	45 233 2	46-28-2 267 2	91 500	21	37 309 4	39-24-0 200 1	76 509	PAC12
Oct. 31, 2015	Pasadena	L	31-35	51,508	— 24	34	56 242 2	58-37-2 312 0	114 554	16	26 138 3	33-19-0 262 1	59 400	PAC12
Nov. 3, 2016	Boulder (N)	W	20-10	43,761	21 —	24	52 144 1	33-20-3 160 0	85 304	14	30 25 0	29-15-1 185 1	59 210	FS-1
Sept. 30, 2017	Pasadena	L	23-27	61,338	— —	24	38 191 1	38-17-0 243 1	76 434	25	35 95 2	45-28-1 372 1	80 467	ESPN2
Sept. 28, 2018	Boulder (N)	W	38-16	46,814	— —	26	48 209 4	27-23-0 268 1	75 477	15	28 151 0	35-17-0 138 1	63 289	FS-1
Nov. 2, 2019	Pasadena (N)	L	14-31	47,118	— —	19	27 88 1	38-21-1 195 1	65 283	24	46 200 2	28-21-1 226 2	74 426	PAC12

**CU INDIVIDUAL HIGHS**

**Most Yards Rushing:** 188, Chris Brown, Sept. 21, 2002  
**Most Yards Passing:** 312, Sefo Liufau, Oct. 31, 2015

**Most Receptions:** 12, Laviska Shenault, Sept. 28, 2018  
**Most Yards Receiving:** 145, Jon Embree, Sept. 29, 1984

**THE LAST 50**

Here's a look at the overall records of the Pac-12 schools dating back their last 50 games (either into the 2016 or 2015 seasons):

	W	L	Pct.		W	L	Pct.		W	L	Pct.
Washington .....	37	13	.740	Oregon .....	31	19	.620	California .....	25	25	.500
Utah .....	34	16	.680	Stanford .....	30	20	.600	Arizona .....	20	30	.400
Washington State .....	34	16	.680	Arizona State .....	26	24	.520	UCLA .....	17	33	.340
Southern California .....	32	18	.640	Colorado .....	25	25	.500	Oregon State .....	12	38	.240



**CU-UCLA BY THE NUMBERS**

Here's a look at some numbers-related trivia in the Colorado-UCLA series:

- 0** The number of times both teams came into the game ranked;
- No. 9** The highest national ranking of either team (UCLA in 1982) when the two have lined up across from each other;
- 4-14** Colorado's record against UCLA in women's basketball, as UCLA has won 10 of 12 Pac-12 conference games since CU joined in 2011-12;
- 6-14** Colorado's record against UCLA in men's basketball; UCLA has won seven of 12 conference games since CU joined the Pac-12 in 2011-12;
- 7** Times that one team has rushed and passed for 200 or more yards in a game (CU in 1980, 2014 and 2015, UCLA on four occasions);
- 21** The number of points the four games in the series from 2014 through 2017 were decided by (3, 4, 10, 4);
- 22** The margin of victory by Colorado in the 2018 game (38-16);
- 56** The number of points UCLA scored in the 1980 game—all in the first half;
- 58** The number of yards on 4-of-8 passing former CU head coach **Rick Neuheisel**, a UCLA grad, had against the Buffs in the '82 game;
- 96** The length of an interception return by UCLA's Ishmael Adams in 2015 (for a TD), the longest play in the series by either team;
- 114** The number of offensive plays CU ran in the 2015 game, including a **40-4** edge in the second quarter;
- 145** The number of receiving yards former CU tight end and head coach **Jon Embree** had against the Bruins in the '84 game (8 receptions);
- 147** The number of rushing yards by UCLA from other than Joshua Kelley in the three games from 2016-18 (81 attempts, or 1.8 per);
- 188** The number of rushing yards by **TB Chris Brown** in the 2002 game, starting a run of eight straight 100-plus yard games for the CU junior;
- 199-118** The advantage in plays that Colorado has had combined over the Bruins in the 2015-16 games;
- 325** The number of rushing yards CU had in 2002, the most by either team in the series.
- 818** The number of miles between Boulder, Colorado, and Pasadena, California (as the crow flies; a little over 1,000 via I-70/I-15/I-210);
- 5,330** The difference in elevation (feet) between Boulder (**5,345**) and Los Angeles (**15**).
- 262,748** The combined square miles of both states (California **158,648**/Colorado **104,100**), as the two rank third and eighth among the 50 states.

**UCLA SNAPSHOT**

**UCLA**, in its 102nd year of intercollegiate football, enters the shortened 2020 season having posted a losing record over each of the last four seasons (17-32), which followed a run of four straight winning years where the Bruins were 37-16. UCLA was 6-8 in 2011, the first year of the Pac-12, earning the berth in the Pac-12's inaugural title game as the team in the South Division with the best record, USC, was on probation and could not play in the game. The Bruins finished last decade with a .500 record, going 64-64 overall. The Bruins last opened a season against a conference opponent in 2007 (Karl Dorrell's final year as head coach), defeating Stanford in Palo Alto, 45-17.


➔ UCLA is 5-4 in Pac-12 openers, which includes a 5-2 mark on the road (0-1 in Boulder). Last year, UCLA rallied to win a wild 67-63 game against Washington State in Pullman. The Cougars took their largest lead of the game, 49-17, with 6:52 left in the third quarter; the Bruins went on a 43-7 scoring spree over the next 14:21 — with a Kyle Philips 69-yard punt return giving UCLA a 60-56 lead with 7:31 remaining. WSU retook the lead at 63-60, but the Bruins scored the game-winning touchdown with 1:07 to play, finishing up with a 50-point second half.

➔ UCLA coach **Chip Kelly** is in his third season in Los Angeles, owning a 7-17 record overall (7-11 in conference games); he is entering his seventh season as a collegiate coach, with a mark of 53-24, as it includes four years at the University of Oregon where he was 46-7 (the 2009-12 seasons); he was 33-3 in conference play at UO. His Duck teams won the 2009 and 2010 Pacific-10 Conference titles, and then won the Pac-12 North Division in '11 and '12 and the league's championship game both seasons. In 2010, Oregon lost the BCS title game to Auburn, 22-17. He then accepted the head coach position with the NFL's Philadelphia Eagles, where his first team went 10-6 and won the NFC East; he was 26-22 there in three seasons (0-1 in the playoffs), and then coached the San Francisco 49ers to a 2-14 mark in 2016.

**THIS WEEK'S HISTORICAL NOTE / 1970**

On September 26, 1970, Colorado shocked the football world with a 41-13 win over No. 4 Penn State in Boulder, snapping the Nittany Lions' 34-game unbeaten streak and landing the program on the cover of *Sports Illustrated* for the first time in its history. The Buffs rolled to a 13-0 lead before PSU got on the board, and then reeled off 21 unanswered points in building a 34-7 lead early in the fourth quarter. Highlighted in that run was a 97-yard kickoff return by wide receiver Cliff Branch to open the second half. CU steamrolled the stout Penn State defense for 406 total yards, overcoming five turnovers but forcing five of its own (none weather-related; it was 58 degrees and sunny). Linebacker **Phil Irwin** had 12 tackles and would be the CU player to land on the SI cover (*right*) under the headline, "Colorado Buries Penn State." The Buffaloes opened the year unranked but entered the Associated Press poll at No. 18 following a 16-9 win at Indiana; after the win over Penn State, CU jumped to No. 8, the 10-spot jump to this day the most spots CU has gained from one week to another in its AP poll history (in the UPI coaches poll, it was close to the same, appearing at No. 16 after the Indiana win and then a jump to No. 7). However, CU couldn't capitalize on that early season success, dropping four of its next five and out of the polls. A 49-19 win at No. 10 Air Force to close the regular season with a 6-4 mark and a return trip to the Liberty Bowl, where CU had beaten Alabama the year before, 47-33. The team wasn't overly motivated for the game, losing to Tulane 17-3 this time around.

► On October 8, 1904, CU ended another long winning streak, as a 6-0 win over Nebraska in Boulder ended the then-Bugeaters 25-game winning run.



**UCLA 31, COLORADO 14****(NOVEMBER 2, 2019)****ROSE BOWL, PASADENA**

PASADENA, Calif. — A slow start doomed Colorado as UCLA jumped out to a 17-0 first-quarter lead and the Buffaloes never recovered, dropping a 31-14 decision at the Rose Bowl.

CU's defense struggled early and the offense sputtered for much of the night as the Buffaloes suffered their fifth straight loss in finishing with a season-low 283 total yards.

After spotting the Bruins a 17-0 lead on UCLA's first three possessions, including a touchdown on the first play following an interception of CU quarterback Steven Montez, the Buffs finally got on the board with an 83-yard touchdown drive.

The big play of that possession was a 16-yard Montez completion to Brady Russell, with a 15-yard late hit penalty on the play putting CU at the UCLA 27-line. Freshman running back Jaren Mangham, who had 32 yards rushing on the drive, then ran for 16 yards before Montez scored from 2 yards out to cut UCLA's lead to 17-7 with 8:42 to go in the second quarter.

CU's defense then came up with consecutive stops, but the Buffs' offense couldn't capitalize. Colorado drove into UCLA territory in the final minute of the half, but the drive stalled at the Bruins 30 and a James Stefanou 47-yard field goal try went wide left to send CU into the locker room trailing 17-7 at intermission.

The Buffs then missed another chance to add to their point total early in the third quarter. After linebacker Carson Wells came up with an interception in UCLA territory, the Buffs moved 28 yards to the Bruins' 8-yard line before settling for a 27-yard Stefanou field goal try. But the attempt bounced off the right upright, leaving CU's deficit at 10 points, 17-7.

The Bruins then put the game away for all intents and purposes on the ensuing possession. UCLA drove 80 yards in 11 plays, getting a Josh Kelley 5-yard scoring run with 4:11 to go in the third quarter for a 24-7 lead.

Colorado did manage to crawl back to within 10 late in the fourth quarter, driving 68 yards in six plays for a touchdown. Montez completed six passes on the drive, including an 18-yarder to Dimitri Stanley, before finishing the march with a 27-yard scoring toss to Tony Brown to narrow UCLA's lead to 24-14 with 5:57 still remaining.

But the Bruins quickly answered with a 48-yard drive in four plays after recovering an onside kick attempt, with Kelley scoring from 35 yards out to give UCLA to complete the scoring with 4:14 to go.

The Bruins scored on their first three possessions of the night to set the tone.

After a Colorado punt on the opening drive, UCLA went 57 yards for a score, getting a 16-yard scoring toss from Thompson-Robinson to Devin Asiasi. The Bruins then added a field goal after another CU punt before CU's Montez was intercepted. UCLA needed just one play to bump its margin to 17-0, getting a 45-yard Thompson-Robinson touchdown pass to Ethan Fernea with 3:42 still to play in the first quarter.

The Buffs played the game without starting running back Alex Fontenot and starting cornerback K.J. Trujillo, who both sat out with injuries.

Mangham replaced Fontenot and another true freshman, Tarik Luckett, took Trujillo's place. It brought the total of true freshmen to start for Colorado this season to five, matching the most since the 2014 season. It also brought the total of Buffs who made their first starts for Colorado this season to 21.

Junior linebacker Nate Landman tied a career high with two sacks.

<b>COLORADO</b> .....	<b>0</b>	<b>7</b>	<b>0</b>	<b>7</b>	<b>-</b>	<b>14</b>
<b>UCLA</b> .....	<b>17</b>	<b>0</b>	<b>7</b>	<b>7</b>	<b>-</b>	<b>31</b>

<b>SCORING</b>	<b>Score</b>	<b>Time</b>	<b>Qtr</b>
UCLA — Asiasi 16 pass from Thompson-Robinson (Molson kick)	0-7	11:46	1Q
UCLA — Molson 28 FG	0-10	5:25	1Q
UCLA — Fernea 45 pass from Thompson-Robinson (Molson kick)	0-17	3:42	1Q
COLORADO — Montez 2 run (Stefanou kick)	7-17	8:14	2Q
UCLA — Kelley 5 run (Molson kick)	7-24	4:11	3Q
COLORADO — Brown 27 pass from Montez (E. Price kick)	14-24	5:57	4Q
UCLA — Kelley 35 run (Molson kick)	14-31	4:14	4Q

**Attendance:** 47,118    **Time:** 3:08

**Weather (74°):** partly cloudy, 23% humidity, 2 mph winds from the southwest

<b>TEAM STATISTICS</b>	<b>COLORADO</b>	<b>UCLA</b>
First Downs.....	19	24
Third Down Efficiency (Fourth).....	6-16 (0-1)	6-13 (0-0)
Rushes—Net Yards .....	27-88	46-200
Passing Yards .....	195	226
Passes (Att-Comp-Int).....	38-21-1	28-21-1
Total Offense .....	283	426
Return Yards .....	7	4
Punts: No-Average .....	6-39.2	4-41.5
Fumbles: No-Lost .....	1-0	0-0
Penalties/Yards .....	5/55	8/95
Quarterback Sacks—Yards .....	2-20	4-21
Time of Possession .....	25:33	34:27
Drives/Average Field Position .....	12/C28	13/U32
Red Zone: Scores-Attempts (Points).....	1-2 (7)	3-3 (17)

**INDIVIDUAL STATISTICS**

**Rushing—Colorado:** Mangham 17-77, Shenault 1-15, Smith 2-minus 2, Montez 7-minus 2. **UCLA:** Kelley 23-126, Thompson-Robinson 11-38, Irby 4-21, Felton 5-20, Allen 1-2, Team 2-minus 7.

**Passing—Colorado:** Montez 38-21-1, 195, 1 td. **UCLA:** Thompson-Robinson 28-21-1, 226, 2 td.

**Receiving—Colorado:** Brown 6-77, Nixon 6-56, Russell 3-29, Shenault 3-19, Smith 2-6, Stanley 1-11. **UCLA:** Asiasi 4-45, Allen 4-29, Erwin 4-22, Felton 3-32, Phillips 2-23, Cota 2-18, Fernea 1-45, Irby 1-12.

**Punting—Colorado:** Kinney 6-39.2 (45 long, 1 In20). **UCLA:** Lees 4-41.5 (48 long, 2 In20).

**Punt Returns—Colorado:** none. **UCLA:** none. **Kickoff Returns—Colorado:** none. **UCLA:** none.

**Tackle Leaders—Colorado:** Landman 11, 4—15; Jones 8, 0—8; Onu 6, 2—8; Wells 5, 2—7; Lang 2, 5—7; Luckett 6, 0—6; Johnson 3, 1—4; Taylor 3, 0—3; Sami 2, 0—2; Perry 1, 0—1; Rakestraw 1, 0—1; Thomas 1, 0—1; three with 0, 1—1. **UCLA:** Blaylock 7, 2—9; Barnes 4, 3—7; Odighizuwa 4, 0—4; Williams 3, 1—4; Shaw 2, 2—4; Toailoa 2, 2—4.

**Quarterback Sacks—Colorado:** Landman 2-20. **UCLA:** Barnes 1½-9, Odighizuwa 1-6, Woods 1-5, Guidry ½-1.

**Interceptions—Colorado:** Wells 1-7. **UCLA:** Barnes 1-4. **Passes Broken Up—Colorado:** Wells 2, Jones, Luckett, Perry. **UCLA:** Holmes.

**GAME NOTES**

CU's 65 plays were its second-fewest this season (60 vs. CSU in the opener), and its 25:33 of possession was a season low, as were the 426 total yards by UCLA, the fewest CU has allowed this season (previous: 439 vs. Air Force) ... UCLA now leads the series 11-4 (5-1 in Pasadena); the teams have split the last four, protecting their home turf ... CU wore its "Storm Trooper" look tonight (all white, head-to-toe) and are now 2-4 when wearing white helmets, jerseys and pants (lost last three) ... National Bison Day. Former president Barack Obama back in 2012 declared the first Saturday in November going forward as National Bison Day; but the day has yet to be very good to the Buffaloes who are now 0-7 on the day celebrating its mascot ... With first career starts tonight by **CB Tarik Luckett** and **TB Jaren Mangham**, that brings the total to five true freshmen making at least one start for CU this season (8 total starts) ... CU had 20 touches in the game before its first fumble in five games; the Buffaloes went 446 touches between fumbles (scrimmage, returns, fair catches, special team snaps). The tailbacks had 266 touches this season (rushes and receptions) before their first (Mangham early in the second quarter) ... In making his first career start and at 6-foot-2, Mangham was the tallest player to start a game at tailback for CU since Lawrence Vickers (6-2, 230) against Oklahoma State in Boulder on Oct. 9, 2004; that was his only start at tailback as he was a natural fullback. The last true tailback that tall was Chris Brown (6-3, 220) who started 10 games in 2002 ... CU allowed a season-high 201 yards in the first quarter but came back to allow a season-low 33 in the second ... **QB Steven Montez** tied the school record for the most career touchdown passes (60), as he pulled even with Sefo Liufau (2013-16), his predecessor, and Cody Hawkins (2007-10) ... **ILB Nate Landman** (15 tackles, 11 solo), tied his career-high with two quarterback sacks and was in on career-high four third down stops.



## TALE OF THE TAPE / COLORADO &amp; UCLA

Here's a comparative look between **Colorado** and its 2020 opponent for the season opener, **UCLA** in both general areas as well as several statistical categories for the 2019 season (national rankings where applicable in parenthesis):

Category	Colorado	UCLA	Category	Colorado	UCLA
2019 Overall Record .....	5-7	4-8	Third Down Conversion Defense.....	47.4 (125)	44.2 (105)
Last 50 Games.....	25-25	17-33	Fourth Down Conversion Offense.....	60.0 (33)	44.8 (91)
Streak.....	Lost 1	Lost 3	Fourth Down Conversion Defense .....	53.8 (77)	41.2 (23)
vs. AP Ranked Teams (at time of game)....	2-2	2-3	Three & Outs on Defense .....	33 (--)	N/A (--)
<u>Alumni On NFL Rosters (as of Oct. 9).....</u>	<u>19</u>	<u>25</u>	Tackles For Loss .....	4.3 (122)	5.7 (83)
First Downs .....	257 (81)	269 (64)	Tackles For Loss Allowed .....	5.4 (49)	6.0 (61)
Rushing Offense.....	150.3 (79)	150.2 (81)	Quarterback Sacks By .....	2.0 (72)	2.2 (62)
Average Per Rush .....	4.1 (81)	3.7 (107)	Quarterback Sacks Allowed .....	1.8 (41)	3.1 (120)
Passing Offense .....	238.2 (61)	255.5 (42)	Net Punting.....	39.6 (37)	38.8 (54)
Completion Percentage .....	62.5 (38)	61.0 (61)	Punt Returns.....	5.7 (92)	22.5 ( 2)
Average Per Attempt.....	7.0 (94)	7.2 (78)	Punt Return Yardage Defense.....	13.3 (121)	10.6 (100)
Passing Efficiency .....	130.4 (84)	132.9 (75)	Kickoff Returns.....	21.8 (44)	21.9 (42)
Total Offense.....	388.5 (83)	405.7 (65)	Kickoff Return Yardage Defense.....	20.3 (59)	21.4 (80)
Average Per Play.....	5.5 (88)	5.3 (98)	Penalties Per Game.....	7.1 (110)	6.8 (95)
Scoring Offense .....	23.5 (100)	26.7 (80)	Penalty Yards Per Game .....	60.5 (95)	55.3 (75)
First Downs Allowed .....	261 (58)	263 (65)	Turnovers Gained .....	17 (74)	14 (107)
Rushing Defense .....	153.6 (61)	145.5 (52)	Turnovers Lost.....	14 (20)	22 (104)
Average Per Rush .....	4.5 (86)	4.2 (64)	Turnover Margin .....	+0.25 (43)	-0.67 (113)
Passing Defense .....	288.3 (123)	310.8 (129)	Interceptions.....	11 (46)	5 (121)
Completion Percentage .....	65.8 (121)	66.4 (123)	Red Zone Scoring Percentage (Offense)	79.1 (89)	77.6 (99)
Average Per Attempt.....	8.5 (119)	9.2 (128)	Red Zone Scoring Percentage (Defense)	83.7 (65)	84.8 (78)
Pass Efficiency Defense.....	154.7 (121)	167.4 (129)	Time of Possession .....	30:35 (49)	30:22 (54)
Total Defense .....	441.9 (104)	456.2 (113)	Strength of Record (ESPN Power Index).....	70	75
Average Per Play.....	6.5 (113)	6.7 (123)	Schedule Strength (USA Today/Sagarin) .....	20	29
Scoring Defense .....	31.8 (96)	34.5 (116)			
Third Down Conversion Offense .....	41.3 (48)	42.1 (43)			

## IN COLORADO BUFFALO HISTORY: NOVEMBER 7

Colorado is **11-8** all-time on **November 7**, 5-4 before 1950 and 6-4 since. A glance at some select games on the date: **1914**—The always interesting recap early last century account from the CU yearbook (Coloradoan) of a 33-0 win over Utah: “*With a touchdown in the second quarter—Huber kicking goal—things opened up and the scores began to accumulate. In the third quarter by series of fake plays and forward passes, the Varsity ran up 20 more points although some fast end-runs were executed by the Mormons, they were unable to score.*” **1925**—Then there was this account of a 23-6 win over Colorado College: “*Fighting madly from the blast of the starter’s whistle until the bang of the final gun, Colorado’s fighting squad of moleskin warriors led by the slashing and unstoppable Bill Bohn, turned back the Tiger to his lair as a sinking sun cast its lingering rays over the gray walls of the mammoth new stadium.*” **1936**—Byron “Whizzer” White (*right*) scored 25 points on four touchdowns and a PAT and threw a 50-yard scoring pass to Art Unger as CU wiped out Utah, 31-7, on a snow-covered Norlin Stadium field. White scored three of his touchdowns on returns—two punt and a kickoff—with a fourth out of the backfield. **1953**—How do you win a game 21-0 as Colorado did over Utah in Boulder when you only have 190 yards and commit four turnovers? Force twice that many—eight—including making seven interceptions.



Frank Bernardi and Carroll Hardy each made three interceptions to help counter a 75-53 play advantage by the Utes. **1959**—Gale Weidner passed for 126 yards and three touchdowns to lead CU to a 27-14 win over Kansas in Boulder, arguably the biggest win in Sonny Grandelius’ first season at Colorado. The Buffs jumped to a 14-0 lead and never looked back in upending the Jayhawks, who came into the game with a 3-1 Big Seven record and in need of a win to cinch an Orange Bowl berth. **1964**—The Buffs took an early 7-0 lead on early Bernie McCall 2-yard run, but in the end lost to 16-7 to Missouri in Columbia, where the Buffs remained winless since 1930. **1970**—Cliff Branch returned the opening kickoff 103 yards for a touchdown, igniting a slugfest that ended with Colorado dispatching Kansas in Boulder, 45-29. The Buffs had 100 plays from scrimmage and ran on 87 of them, piling up 429 rushing yards. CU built a 28-7 halftime lead but watch the Jayhawks close to 35-29 on the next to last play of the third quarter, but a Dave Haney 27-yard field goal and a 1-yard plunge by Jon Keyworth clinched the win. Keyworth had 136 yards rushing and three touchdowns, while John Tarver rushed for 128 and a score; Ward Walsh added 87 and yet another TD. **1981**—The Buffs jumped to an early 14-0 lead on two short Lee Rouson scoring runs, but Missouri bounced back with 30 unanswered points and left Boulder with a 30-14 win. Rouson rushed for 132 yards, the first CU back to top the 100-yard mark (he would do it again two weeks later). **1987**—Colorado rolled to a 24-3 halftime lead and played the rest of the way on cruise control in toppling Missouri, 27-10, in Boulder. J.J. Flannigan’s 53-yard run around the right side opened the scoring with 4:21 left in the first quarter, with 17 second quarter points literally putting the game out of reach. Erich Kissick, who rushed for 129 yards, scored on a 3-yard run, with Lance Carl throwing a halfback option pass to Eric Bieniemy for a 34-yard TD accounting for CU’s next two touchdowns. Five Buffs logged 10 or more tackles, led by Rodney Rogers with 16, as Mizzou had just 235 yards of offense. **1992**—Lamont Warren rushed for 84 yards and two touchdowns and the Colorado defense stifled Oklahoma State all afternoon as the Buffaloes shut out the Cowboys, 28-0. CU tied a school record by forcing eight turnovers, while committing just one on offense in the methodical victory. The Buffs scored a touchdown in each quarter and limited OSU to 118 total yards (44 rush, 74 pass). Warren had 84 yards, while Michael Westbrook caught seven passes for 66 yards. Greg Lindsay and eventual Thorpe Award winner Deon Figures each intercepted two passes. **1998**—Devin West rushed for 146 yards and three touchdowns as Missouri built up an insurmountable early lead at home in defeating Colorado, 38-14. The No. 18 Tigers converted two CU first quarter turnovers into 10 points, eventually running the lead to 24-0 six minutes into the second quarter. The Buffs did pull to within 24-14 on a pair of Mike Moschetti touchdown passes to Robert Toler and Darrin Chiaverini, but the Tigers iced it with two fourth quarter scores. **2009**—Tyler Hansen’s 22-yard touchdown pass to Patrick Devenny and Aric Goodman’s ensuing PAT kick rallied CU from a 10-point deficit earlier in the quarter to give the Buffs a 35-34 win over Texas A&M in Boulder. Rodney Stewart ran for 118 yards and two touchdowns for CU, who converted a key 3rd-&-16 play on the winning TD drive when Hansen connected with Markques Simas on 45-yard pass that set up the winning score. **2015**—Stanford came into Boulder and left with a 42-10 win.

**NOVEMBER 7 COLORADO MVP: B Byron White.** He returned two punts 38 and 33 yards, respectively, for scores, followed those up with a 39-yard rush for six, and opened the second half with an 88-yard kickoff return for a touchdown in leading CU to a 31-7 win over favored Utah. Oh, and White accounted for the other score on a touchdown pass.



**PRESEASON ALL-AMERICAN**ILB NATE LANDMAN (third-team: *Phil Steele's College Football*)**PRESEASON ALL-PAC 12**TB ALEX FONTENOT (second-team: *Pick Six Previews*; third-team: *Athlon*; *Phil Steele's College Football*)DE MUSTAFA JOHNSON (second-team: *Athlon*, *Lindy's College Football*; *Pick Six Previews*; fourth-team: *Phil Steele's College Football*)ILB NATE LANDMAN (first-team: *Athlon*; *Lindy's College Football*; *Phil Steele's College Football*; *Street & Smith's*; *collegefootballnews.com*; second-team: *Pick Six Previews*)DE TERRANCE LANG (third-team: *Lindy's College Football*; *Pick Six Previews*)WR K.D. NIXON (fourth-team: *Athlon*)DT JALEN SAMI (fourth-team: *Phil Steele's College Football*)TE BRADY RUSSELL (third-team: *Athlon*; *Phil Steele's College Football*; *Pick Six Previews*)OT WILL SHERMAN (second-team: *Athlon*; third-team: *Pick Six Previews*; fourth-team: *Phil Steele's College Football*)**BUFFALOES ON NATIONAL AWARD LISTS***(Watch Lists/Official Nominations)*

Chuck Bednarik Award (top defensive player): ILB Nate Landman (one of 90 players on official watch list)

2019 William Campbell Trophy (the academic "Heisman"): TE Matt Lynch (one of 199 semifinalists)

Dick Butkus Award (top linebacker): ILB Nate Landman (one of 51 players on official watch list)

Earl Campbell Tyler Rose Award (outstanding offensive player with ties to state of Texas): TB Alex Fontenot (CU's official nomination)

Mayo Clinic Comeback Player of the Year: TB Jarek Broussard, CB/S Chris Miller (CU's official nominations)

Paul Hornung Award (most versatile player): WR K.D. Nixon (one of 50 players on official watch list)

Lott IMPACT Trophy (for Integrity, Maturity, Performance, Academics, Community and Tenacity): ILB Nate Landman (one of 42 players on official watch list)

Bronko Nagurski Trophy (top defensive player): Nate Landman (one of 98 players on official watch list)

Rimington Award (nation's top center): C Colby Pursell (one of 90 players on official watch list)

Doak Walker Award (nation's top running back): TB Alex Fontenot (one of 76 on official watch list)

Danny Wuerffel Award (community service): C Colby Pursell (one of 114 on official watch list)

**NATIONAL TOP 100 PLAYER RATINGS**Defensive Ends: Mustafa Johnson (No. 9, ESPN.com); Terrance Lang (No. 52, *Phil Steele's College Football*)Defensive Tackles: Mustafa Johnson (No. 45, *Phil Steele's College Football*)Inside Linebackers: Nate Landman (No. 11, *Phil Steele's College Football*; No. 12, *Lindy's College Football*)Outside Linebackers: Carson Wells (No. 66, *Phil Steele's College Football*)Strong Safeties: Derrion Rakestraw (No. 20, *Phil Steele's College Football*)Wide Receivers: K.D. Nixon (No. 61, *Phil Steele's College Football*)**PAC-12 OVERALL PLAYER RATINGS**ILB NATE LANDMAN (No. 8; *collegefootballnews.com*)**NATIONAL UNIT RATINGS**Defensive Line: No. 51 (*Phil Steele's College Football*)Linebackers: No. 52 (*Phil Steele's College Football*)**PRESEASON TEAM RANKINGS**

Publication	National P-12 South		Publication	National P-12 South		Publication	National P-12 South	
Pick Six Previews	No. 53	4th	The Kickoff	95th	6th	McIllece Sports	.....	6th
Collegefootballnews.com	No. 59	t-4th	CFP Professor	.....	4th	The Athletic	NR	NR
Lindy's Pac-12 Football	No. 62	4th	Pac-12 Summer Media Poll	.....	5th	CBSSports.com	NR	NR
Versus Sports Simulator	No. 69	5th	247Sports.com	.....	6th	SB Nation	NR	NR
Football Outsiders	No. 74	....	Sports Formulator	.....	6th	ESPN.com	NR	NR
ESPN Power Index	*No. 75	6th	Street & Smith's	.....	6th	Associated Press	.....	...
Phil Steele's College Football	*No. 84	6th	Gold Sheet	.....	6th	USA Today/Coaches Poll	.....	...
Athlon Sports	No. 94	6th	Arena Fanatic	.....	6th	*—power ranking.		

**COLLEGE FOOTBALL HALL OF FAME / 2021 CLASS BALLOT**

TB ERIC BIENIEMY (played at Colorado from 1987-90; 3,940 career rushing yards—CU all-time leader—5.63 yards per carry, 41 TDs; third in '90 Heisman voting)

CB CHRIS HUDSON (played at Colorado from 1991-94; 15 career INT (second at CU); '94 Thorpe Award winner; three-time, first-team All-Big 8; at CB &amp; S)

TB RASHAAN SALAAM (played at Colorado from 1992-94; 2,055 rushing yards, 24 TDs in '94; won Heisman Trophy, Doak Walker Award and Walter Camp POY Trophy)

**MUSIC IN HIS BLOOD:** Assistant head coach **Darrin Chiaverini** has music in his blood, though not to the extent of his father, **Eddie "Day" Chiaverini**, who played the rhythm guitar for The Lively Ones, a rock and roll band in the early 1960s. One of their songs, *Surf Rider*, made the soundtrack of the 1994 blockbuster movie, *Pulp Fiction*, playing over the opening and closing credits. You can hear it here: <https://www.youtube.com/watch?v=CXfQYRjxvc>.

**GAME-BY-GAME STARTERS (2020)**

Here are CU's starters for the 2020 season (**bold** indicates first career start):

OFFENSE	WR (X)	WR (Z)	WR (H)	LT	LG	C	RG	RT	TE	QB	TB
---------	--------	--------	--------	----	----	---	----	----	----	----	----

UCLA

DEFENSE	OLB	DE/DT	NT	DE	OLB	ILB	ILB	LCB	FS	SS	RCB
---------	-----	-------	----	----	-----	-----	-----	-----	----	----	-----

UCLA

(N)—Nickel back. **CONSECUTIVE STARTS**—Landman 24, Sherman 21, Kutsch 12. **CAREER STARTS**—Landman 24, Sherman 21, M. Johnson 20. **PLAYER PARTICIPATION** (dressed/played): UCLA XX/XX

**RETIRED NUMBERS BACK OUT OF CIRCULATION**

Back in February, then-head coach Mel Tucker expressed a desire to put three of CU's four retired uniform numbers back into circulation to utilize in recruiting (**#24**, worn by Byron White '37; **#61**, by Joe Romig '61; and **#11**, by Bobby Anderson, '69; the fourth, **#19** by Rashaan Salaam '94, was retired in 2017 and at the time was scheduled to remain retired until at least 2036). Either the former players (Romig, Anderson) or their families agreed to the request; however, when **Karl Dorrell** replaced Tucker, he appreciated the school's tradition and once again they took them out of circulation (or "re-retired" them).

**YOUTHFUL NUMBERS**

The Buffaloes have a lot of youth, so much so that **69** of the **105** eligible players (**65.7** percent) on the roster are underclassmen. Here's where that stands nationally (a reminder service academies do not redshirt and have extraordinarily large freshmen classes and team sizes):

School	Total	Fr. (True/RS)	Soph.	Team Size	Pct.	School	Total	Fr. (True/RS)	Soph.	Team Size	Pct.
1. Oregon	81	47 (28/19)	34	110	73.6	17. SMU	94	66 (30/36)	28	146	64.4
2. Florida State	85	57 (39/18)	28	117	72.6	18. Wyoming	70	49 (25/24)	21	109	64.2
3. East Carolina	83	59 (38/21)	24	115	72.2	19. BYU	77	45 (28/17)	32	121	63.6
4. Stanford	73	44 (28/16)	29	102	71.6	20. Maryland	75	46 (36/10)	29	118	63.6
5. Iowa	88	61 (31/30)	27	123	71.5	21. Eastern Michigan	69	48 (27/21)	21	111	62.2
6. Syracuse	68	47 (29/18)	21	96	70.8	22. Boise State	64	37 (24/13)	27	103	62.1
7. Nebraska	108	78 (39/39)	30	153	70.6	23. Navy	90	48 (48/ 0)	42	145	62.1
8. Arizona State	77	49 (31/18)	28	113	68.1	24. Florida	74	48 (27/21)	26	120	61.7
9. Clemson	81	51 (29/22)	30	120	67.5	25. Arizona	69	39 (33/ 6)	30	112	61.6
10. Utah	80	60 (40/20)	20	120	66.7	26. Ball State	66	44 (22/22)	22	108	61.1
11. Colorado	69	40 (25/15)	29	105	65.7	27. Colorado State	64	40 (24/16)	24	105	61.0
12. Kansas State	84	55 (35/20)	29	128	65.6	28. Fresno State	66	42 (22/20)	24	109	60.6
13. TCU	80	50 (27/23)	30	122	65.6	29. Southern California	69	38 (19/19)	31	114	60.5
14. South Carolina	74	54 (38/16)	20	113	65.5	30. Kansas	67	50 (37/13)	17	111	60.4
15. Utah State	68	45 (25/20)	23	104	65.4	31. Virginia	69	42 (21/21)	27	115	60.0
16. Bowling Green	69	64 (43/31)	5	106	65.1	32. Memphis	67	41 (28/13)	26	112	59.8

And on the other end of the spectrum, the schools with the fewest players in their last year of eligibility (seniors and graduate transfers):

School	Sr.	Gr.Tr.	Total	School	Sr.	Gr.Tr.	Total	School	Sr.	Gr.Tr.	Total
Stanford	9	1	10	Florida State	9	4	13	Bowling Green	16	0	16
Colorado	9	2	11	Wyoming	11	2	13	Colorado State	14	2	16
Clemson	12	0	12	Eastern Michigan	14	0	14	East Carolina	12	4	16
Maryland	11	1	12	Oregon State	13	1	14				
Syracuse	11	1	12	Oregon	13	2	15				

**PAC-12 START(S) RETURNING**

When the final rosters were set in mid-October and with some players opting-out due to the coronavirus, league schools were surveyed on the number of previous starts made by players returning for the 2020 season (including those of transfers and graduate transfers, but not JUCO's). The results:

School	Offense	Defense	Total	School	Offense	Defense	Total
Stanford	112	92	204	Oregon	119	149	268
Washington	143	93	236	UCLA	131	157	288
Colorado	107	130	237	Southern California	159	158	317
Washington State	130	123	253				
Utah	186	75	261				
Arizona	122	146	268				

Did not respond: Arizona State, California, Oregon State

**CRAZY 2020:** With Pac-12 starting play this Saturday (Nov. 7), by the end of the day, six of the 12 teams will be undefeated at 1-0. That will at worst match the maximum that will remain among Power 5 conference members: there are two remaining at present in the ACC, Clemson and Notre Dame, and they play this week in South Bend; there are five left in the Big Ten, and two of those play (Purdue at Wisconsin; the others are Indiana, Northwestern and Ohio State); Alabama is the lone school without a loss in the SEC, and no team in the Big 12 is undefeated (nine of the 10 have two losses).



**RALPHIE UPDATE** The Pac-12 is not allowing spirits or mascots on the sideline this season (deemed non-essential personnel to limit the number of bodies on the field), so it became moot if CU's latest buffalo, Ralphie VI, would make her debut in 2020. But as it stands, a new buffalo is still undergoing training and there is no final selection for a Ralphie VI at this time. Thus, had this been a normal season, no successor to Ralphie V, who retired after 12 seasons in 2019, was ready to go.



## 2020 RULE CHANGES

In late April, the NCAA Rules committee approved several rule changes after its annual meeting. Here are the major ones:

- **Targeting.** All targeting calls must continue to be confirmed by the Instant Replay Official; if it cannot be confirmed, then it will be overturned (no call will be determined as “stands.” If a player receives a third targeting call in any season, he is automatically suspended for the next game. Players disqualified for targeting will be allowed to remain on the sidelines starting with the 2020 football season, but will remain disqualified from the game. But instead of being ejected and required to head to the locker room after a targeting foul — which had been the rule since 2013 — players will be permitted to remain in the team area. All other aspects of the targeting rule remain the same.
- **Instant Replay.** A guideline for instant replay officials to complete video reviews in less than two minutes was set with the purpose to increase the pace of play. There will be an overall expectation for replay officials, and reviews that are exceptionally complicated or involve end-of-game issues should be completed as efficiently as possible without a stated time limit.
- **End of Half Adjustment.** In addition, if the game clock expires at the end of a half and replay determines that there was time remaining and the clock should start on the referee’s signal after review, there must be at least three seconds remaining, when the ball should have been declared dead, to restore time to the clock. If less than three seconds remain on the game clock, the half is over.
- **Pregame Protocol.** At least one coach now needs to be on the field in pregame warm-ups when even one player is out there; ditto at least one game official.
- **Jersey Numbers.** A trend as of late has been to have more than two players in some numbers, causing confusion on many levels; no more. Dupes are maxed out at a limit of two. The committee did approve to allow players to wear the number **0**, however (note: numbers such as **00** and **07** are still not permitted).

## 2020 Rules Adjustments to COVID-19

■ **Team Area and Coaching Box.** To promote enhanced social distancing, the Team Area will be lengthened from the current configuration between the 25-yard lines and expanded to the 15-yard lines. This will enlarge the Team Area an additional 10 yards on each end of the field, resulting in a 70-yard-wide total team area. Coaches will be encouraged to utilize this 70-yard area to separate all team personnel and not have large groups congregating in a specific area near the ball. In addition, based on social distancing guidelines, Coaches are encouraged to stay out of the Restricted Area and remain in the Coaching Box.

■ **Pregame Toss.** Currently the toss rules allow up to four Captains from each team to be present at the toss of the coin. Additionally, there are typically many additional non-essential people present such as honorary captains, media, photographers, sideline radio personnel, etc. The change for 2020 would be to include only one Captain from each team and the Referee and the Umpire. These four individuals are the only essential people that can attend the toss, and these four individuals will be spaced out and will conform to social distancing guidelines.

■ **Uniform Attachment / Medical Mask.** medical mask made of cloth attached to the facemask below the eye shield area will now be allowed. If worn by any squad member of a team, medical masks must be of the same color and design and must be of a solid color with no advertising, slogans, or insignia. The medical mask may bear the team logo.

■ **Playing Rules Changes Related to Commemorative/Memorial Uniform Patches.** In an effort to allow student-athletes the opportunity to use the uniform to voice their opinions and/or express support of racial and social justice, PROP voted to direct all playing rules committees to implement the following policies for all sports effective with the 2020-21 seasons:

- As authorized by the institution or conference, allow a commemorative/memorial patch (e.g., names, mascots, nicknames, logos, and marks intended to celebrate or memorialize persons, events, or other causes).
- The patch must not exceed 2¼-square inches and must be placed on the front or sleeve of the uniform and may not interfere with any required markings.
- While not all team members are required to wear the patch, the patch must be identical for those who choose to wear the patch.
- As authorized by the institution or conference, allow other names/words intended to celebrate or memorialize persons, events, or other causes on the back of the jersey/uniform where the player name is traditionally located. The names/words may vary by team member.
- **2020 Officiating Protocols.** In response to mitigate the spread of COVID-19, the following officiating protocols will be in place:
  - The traditional whistle will not be allowed based on health concerns. Each official will now use an electronic whistle (recommended to be attached at the waist).
  - All officials will wear a solid black mask. The official will “mask up” when the snap is imminent and may only lower the mask between plays when the official is in space (i.e. social distancing). The official may lower their mask and replenish oxygen but must mask up if anyone approaches the official or the next snap is imminent.
  - Protective eyewear and gloves are recommended but is an optional decision that each official can make based on their personal circumstances.
  - All officials will be tested for COVID-19 weekly and will follow all Conference protocols.
  - Officials will conduct their Friday night film session and Pregame meetings virtually even when they are together in a specific hotel.
  - All conference coordinators are reworking crew and game assignments to minimize public transportation.

The NCAA has produced several videos intended to assist media and fans to understand the playing rules and officiating decisions during the 2020 season. These videos are distributed weekly and are available on the NCAA’s YouTube channel. Links to the videos are below.

o Video 1: <https://youtu.be/kl3bVkjKfWE>

o Video 2: <https://youtu.be/WpVIEdm5Q6Y>

o Video 3: <https://youtu.be/cZb4eyoRKXs>

o Video 4: <https://youtu.be/GnmL0zmGGEY>

o Video 5: <https://youtu.be/XNoicTRawZw>

o Video 6: <https://youtu.be/fH7GrveruQI>

## 2019 DEFENSIVE PEARLS

**Defensive Pearls.** While the Buffaloes took some lumps defensively this season, there are some positives when looking deep into the numbers:

- ▶ Opponents started **19** drives in CU territory, but just converted those into 12 scores (nine touchdowns);
- ▶ Of **41** penetrations of the CU 20 (red zone), the enemy had just **27** touchdowns (65.9 percent);
- ▶ Of the **17** turnovers forced by the Buffs, **11** have come after the opponent crossed the 50-yard line;
- ▶ Opponents have converted just twice on third down beyond 10 yards (**3-of-17**) and the Buffaloes had **18** third down sacks this season (opponents had just nine).

## JOHNSON QUIETLY RISING ON CU’S ALL-TIME SACKS CHART

▶ **DL Mustafa Johnson** has quietly climbed CU’s all-time sack chart. With **13** (four-and-a-half in 2019 despite missing the better part of four games), he is 21st and a half sack way from cracking the top 20. Against Nebraska, he had Colorado’s third three-sack game of the decade (**DT Leo Jackson** vs. Texas State in 2017, **OLB Josh Hartigan** against Kansas State in 2010). One of his goals to also set the single season TFL record (24 by Bill Brundige in 1969), likely tough to do in seven games).





## CAREER CHART WATCH

Here's where several Buffaloes rank on some of CU's all-time entering the 2020 season (*Note: Colorado does not count bowl stats into career totals to protect past history, thus career numbers for players past and present will differ from NCAA*):

- ⇒ **WR DANIEL ARIAS** is second in forced fair catches (**21**), is tied for third in first downfield credits (**10**) and is 20th in special team points (**51**).
- ⇒ **TB ALEX FONTENOT** is 60th in rushing yards (**917**).
- ⇒ **DE MUSTAFA JOHNSON** is 21st in quarterback sacks (**13**) and is 34th in tackles for loss (**23**).
- ⇒ **ILB NATE LANDMAN** is tied for 21st in total tackles (**277**), is 19th in unassisted tackles (**184**), is tied for 28th in tackles for loss (**25**), is tied for 10th in third down stops (**33**) and tied for third in fourth down stops (**6**).
- ⇒ **TB JAREN MANGHAM** is 104th in rushing yards (**441**).
- ⇒ **WR K.D. NIXON** is 25th in receptions (**89**), is 24th in receiving yards (**1,128**), is 12th in kickoff returns (**33**) and is 15th in kickoff return yardage (**758**).
- ⇒ **PK JAMES STEFANO** is ninth in overall scoring and is fourth in kick-scoring (**194** points) and is fifth in field goals made (**34**).

## AROUND THE NATION

Colorado has traditionally stocked its rosters primarily with players from three states: Colorado, California and Texas (**70.3** percent of the entire roster—active and inactive—as of October 31: **78** of **111** players, including six ineligible). The roll call of state producers for the Buffaloes: California **30**, Colorado **26**, Texas **22**, Florida **5**, Arizona **4**, Georgia **4**, Michigan **2**, Mississippi **2**, Washington **2**, Alabama **1**, Indiana **1**, Kansas **1**, Louisiana **1**, Massachusetts **1**, New Jersey **1**, North Carolina **1**, Ohio **1**, Oregon **1**, Virginia **1**. That's **19** states total along with **AUSTRALIA (2)**, **AUSTRIA (1)** and **GHANA (1)**, that has produced the make-up of this year's team.

➔ **AROUND THE WORLD:** Seven Buffaloes were born outside of the United States: **WR Daniel Arias** (Santa Domingo, D.R.), **P Paulson Fosu** (Ghana), **OLB Joshka Gustav** (Germany), **ILB Nate Landman** (Zimbabwe), **OL Valentin Senn** (Austria), **PK James Stefanou** (Australia) and **P Josh Watts** (Tasmania).

➔ **BY CLASS:** 2 graduate transfers; 9 seniors (3 fifth-year), 29 juniors, 30 sophomores, 41 freshmen (10 redshirt/6 2nd-year/25 true).

## FAMILY TIES

The University of Colorado has two sets of brothers: **PK/P Davis** and **PK Evan Price**, and **WR Laviska** and **WR Vontae Shenault**. Two Buffs have fathers who played for CU, **WR Curtis Chiaverini** (Darrin, CU's assistant head coach, 1995-98) and **WR Dimitri Stanley** (Walter, 1980-81). **DB Uryan Hudson's** uncle is Chris Hudson (the 1994 Thorpe Award winner), while **TE Brady Russell's** uncle is Matt Russell (the 1996 Butkus Award recipient).

■ **Father-Son Scoring.** When **WR Dimitri Stanley** scored the first touchdown (and points) of his career with his 13-yard TD reception in the fourth quarter, he joined his father Walter ('81) as the fourth father-son duo to score points for the Buffs (the list; year is the last season on the Buffs):

<b>Father:</b> Larry Brunson, 1971 (3 TDs)	<b>Son:</b> Matt Brunson, 2001 (2 TDs)
<b>Father:</b> Marc Walters, 1986 (2 TDs)	<b>Son:</b> Ryan Walters, 2006 (1 TD)
<b>Father:</b> Dick Anderson, 1967 (2 PATs)	<b>Son:</b> Blake Anderson, 1994 (1 TD)
<b>Father:</b> Walter Stanley, 1981 (5 TDs)	<b>Son:</b> Dimitri Stanley, 2019 (2 TDs)

## AND THE J'S (STILL) HAVE IT

Statistics show that more first names in the U.S. begin with the letter "J," followed by M, S, D and C. The Buffs take that to the extreme: on the 2020 Colorado roster, over 23 percent on the team has first names that begin with J: **25** players overall who go by **22** different J names (there were 23 last year). The list:

<b>Jake</b> (3)	<b>Jalen</b>	<b>Jared</b>	<b>Jason</b>	<b>Jaylen</b>	<b>Joe</b>	<b>Josh</b>	<b>Justin</b>
<b>James</b> (2)	<b>Jamar</b>	<b>Jarek</b>	<b>Jayden</b>	<b>Jaylon</b>	<b>Jonathan</b>	<b>Joshka</b>	
<b>Jack</b>	<b>Janaz</b>	<b>Jaren</b>	<b>Jayle</b>	<b>Jeremiah</b>	<b>John</b>	<b>Joshua</b>	

## WAITING ON 2020, BUT ACCORDING TO 2010 ...

There are no siblings on CU's team for just the second time since 2010 (none in 2017; there two pair last year, Davis and Evan Price and Laviska and LaVontae Shenault). There are still players who share the same surname, however, nine different sets of last names in all, with nine of them ranking among the top 300 surnames in the United States according to the 2010 census (that ranking in parenthesis):

**Jackson** (18), **Johnson** (2), **Lewis** (26), **Lynch** (262), **Lytle** (>1,000), **Miller** (7), **Perry** (97), **Smith** (1) and **Williams** (3).

## APOLLO MOON PROGRAM TRIVIA



America celebrated the 50th anniversary of Apollo 11 and man stepping foot on the moon on July 20, 1969, a reminder that one of the three men who traveled the furthest away from Earth (due to where the Moon was located during their mission) was a Colorado Buffalo. **Jack Swigert**, a '53 CU graduate, lettered from 1950-52 at guard (teammates included Tom Brookshier and Carroll Hardy). He was the command module pilot for the ill-fated **Apollo 13**, the mission dubbed a "successful failure" as the ship made it back to Earth after orbiting the moon despite an oxygen tank explosion in April 1971. Swigert's fellow astronauts were **Jim Lovell** (*L.*) and **Fred Haise** (*r.*); he was played by actor Kevin Bacon in the 1995 movie *Apollo 13* depicting the journey; with Hollywood often taking liberties, it was Swigert who said the famous line, "Houston, we've had a problem," not Tom Hanks delivering it as Lovell. The three men flew **248,655** miles away from Earth, the furthest distance ever recorded by humans, putting their round trip mileage at 497,310 miles. (*Swigert, who died in 1982 just after being elected to Congress from Colorado, wasn't even supposed to be on that mission; he replaced Ken Mattingly 48 hours prior when Mattingly was exposed to the measles and was removed from the flight.*)



## STATISTICALLY SPEAKING

Here's where the Buffs ranked statistically in select categories in the Pac-12 and the NCAA for the 2019 season:

TEAM											
Pac12	NCAA	Category	Stat	Pac12	NCAA	Category	Stat	Pac12	NCAA	Category	Stat
5th	79th	RUSHING OFFENSE	150.3	8th	61st	RUSHING DEFENSE	153.6	10th	92nd	PUNT RETURNS	5.7
10th	61st	PASSING OFFENSE	238.2	10th	123rd	PASSING DEFENSE	288.3	6th	44th	KICKOFF RETURNS	21.8
9th	83rd	TOTAL OFFENSE	388.5	8th	104th	TOTAL DEFENSE	441.9	4th	37th	NET PUNTING	39.64
8th	48th	3rd DOWN EFFICIENCY	41.3	12th	125th	3rd DOWN EFF DEFENSE	47.4	6th	43rd	TURNOVER MARGIN	+0.25
10th	100th	SCORING OFFENSE	23.5	9th	96th	SCORING DEFENSE	31.8	3rd	49th	TIME OF POSSESSION	30:35
INDIVIDUAL (Top 25 in conference or top CU leader; players must meet NCAA minimum of 75% of team's games; *-if had enough attempts to qualify)											
Total Offense	Pac-12	NCAA	Yds/Gm	Receptions	Pac-12	NCAA	No./Gm	Quarterback Sacks	Pac-12	NCAA	Avg./Gm
Steven Montez	6th	48th	246.8	Laviska Shenault	9th	56th	5.1	Mustafa Johnson	7th	70th	0.50
Alex Fontenot	16th	173rd	79.5	Tony Brown	11th	78th	4.7	Terrence Lang	11th	98th	0.46
Rushing	Pac-12	NCAA	Yds/Gm	Receiving Yards (Avg.)	Pac-12	NCAA	Yds/Gm	Interceptions	Pac-12	NCAA	Avg./Gm
Alex Fontenot	6th	56th	79.5	Laviska Shenault	8th	59th	69.5	Mikial Onu	2nd	17th	0.36
Jaren Mangham	15th		36.8	Tony Brown	11th	100th	58.9	Derrion Rakestraw	10th	54th	0.25
Passing Yards	Pac-12	NCAA	Yards	Scoring	Pac-12	NCAA	Pts/Gm	Fumbles Recovered	Pac-12	NCAA	Total
Steven Montez	7th	50th	2,808	James Stefanou	8th	91st	6.9	Nu'umotu Falo	3rd	6th	3
Passing Efficiency	Pac-12	NCAA	Rating	Field Goal Pct.	Pac-12	NCAA	Pct.	Passes Defended	Pac-12	NCAA	Avg./Gm
Steven Montez	10th	74th	130.1	James Stefanou	5th	77th	70.6	Mikial Onu	16th		0.64
Completion Pct.	Pac-12	NCAA	Rating	Field Goals	Pac-12	NCAA	FG/Gm	Derrion Rakestraw	16th		0.64
Steven Montez	6th	38th	63.0	James Stefanou	4th	38th	1.33	*Tackles	Pac-12	NCAA	Avg./Gm
All-Purpose Yards	Pac-12	NCAA	Yds/Gm	Punt Returns	Pac-12	NCAA	Avg.	Nate Landman	3rd	18th	9.5
Alex Fontenot	16th	126th	90.6	None				Davion Taylor	19th	253rd	6.0
Laviska Shenault	19th	131st	89.0	Kickoff Returns	Pac-12	NCAA	Avg.	Mikial Onu	23rd	325th	5.5
Punting	Pac-12	NCAA	Avg.	K.D. Nixon	6th	33rd	23.4	(*-CU uses coaches' video; numbers don't match)			
Alex Kinney	4th	20th	44.4								

## FUMBLE OR FUMBLE ME NOT

Hanging on to the football is one thing that the Colorado Buffaloes have done most of last decade, and they took it up a notch in 2019. The Buffaloes did not fumble the ball in six games, and had just 11 fumbles, and "11" is actually a bit misleading: three were charged to the team on bad snaps and a fourth happened on a muffed try at scooping up a punt; the three that were lost were on special teams (two on kickoff returns and that muffed punt; the offense never lost a fumble. The Buffs set a record with four consecutive games without a fumble, which included a stretch of **446** touches (scrimmage plays, punts/placement kicks, returns, fair catches). For the year (**1,021** touches), that was one for every **92.8** touches. The ones most likely to fumble, the running backs, had just three in **367** (rushes, receptions, returns); tailbacks have just **22** over the last seven seasons in **2,439** carries (or just one in every **110.9** attempts).

► Since the start of the 2013 season, Colorado has a total of **116** fumbles (losing **48**) – out of **7,981** touches (or 1 in for every **68.8** touches).

► CU had no fumbles in six games this season, tying the school record set in 2014 and 2017 (no fumbles in **33** of last **86** games).

► CU has lost just three fumbles (two on kickoff returns, one on a muffed punt return); that's tied for the third fewest in the NCAA:

Team	No.-Lost	Team	No.-Lost	Team	No.-Lost
Oregon State	6-2	Appalachian State	7-2	Colorado	11-3
San Diego State	6-2	Vanderbilt	9-3	Florida Atlantic	12-3

## ALMOST PERFECT IN CLOSE

Dating back to nine games into the 2016 season, Colorado has had **68** goal-to-go situations, scoring **66** times (or 97 percent of the time); **50** of the scores have been touchdowns to go with **16** field goals. The only non-scores came on a drive ending on downs last year against Oregon State (in overtime) and an interception this year at Oregon. A look at perfect (or near) seasons in this regard since 1984 when the stat was first tracked:

Season	Number	Scores	TD (Pct.)	FG	Pct.	Season	Number	Scores	TD (Pct.)	FG	Pct.
1996	26	26	21 (80.7)	5	100.0	2014	21	20	17 (81.0)	4	95.2
2017	18	18	17 (94.4)	1	100.0	1989	34	32	31 (91.2)	1	94.1
2002	16	16	15 (93.8)	1	100.0	1993	16	15	14 (87.5)	1	93.8
1985	13	13	13 (100.0)	0	100.0	<b>2019</b>	<b>16</b>	<b>15</b>	<b>8 (50.0)</b>	<b>7</b>	<b>93.8</b>
1994	31	30	29 (93.5)	1	96.7	1986	14	13	13 (92.9)	0	92.9
2018	20	19	15 (75.0)	4	95.0	2008	14	13	13 (92.9)	0	92.9
1988	19	18	16 (84.2)	2	94.7						

## CHEV'S "COACHED" A HATRICK ... PLUS

Darrin Chiaverini is entering his fifth year as CU's receivers coach; in **50** games, he's coached four players who have passed him on CU's all-time receiving yards list. **WR Shay Fields** passed him as a junior in 2016, while seniors **WR Devin Ross** and **WR Bryce Bobo** did so in 2017. And a fourth, **WR Laviska Shenault** zoomed by him in the first game of 2019. **WR K.D. Nixon** now looms as the next one to likely to pass him by, and TB Tony Brown came close:

Rk	Player (Seasons)	No.	Yards	Avg.	TD	Rk	Player (Seasons)	No.	Yards	Avg.	TD
2	Shay Fields (2014-17)	190	2,552	13.4	21	20	Darrin Chiaverini (1995-98)	97	1,199	12.4	6
11	Laviska Shenault (2017-19)	149	1,943	13.0	10						
12	Bryce Bobo (2014-17)	150	1,638	10.9	10	<b>24</b>	<b>K.D. Nixon (2017-20)</b>	<b>89</b>	<b>1,128</b>	<b>12.7</b>	<b>7</b>
13	Devin Ross (2013-17)	140	1,626	11.7	9	32	Tony Brown (2018-19)	88	1,040	11.8	6



## COLORADO IN THE POLLS – 2020 WEEK-BY-WEEK

A look at where Colorado has placed weekly in each of the three major polls in 2020 (the College Football Playoff committee first weekly rankings will be on Tuesday, Nov. 24; RV—denotes received votes; number is place outside top 25):

Poll	PS	9/06	9/13	9/20	9/27	10/04	10/11	10/18	10/25	11/01	11/08	11/15	11/22	11/29	12/06	12/13	12/19	Final
Associated Press	---	---	---	---	---	---	---	---	---	---	---	---	---	---	---	---	---	---
USA Today Coaches	---	---	---	---	---	---	---	---	---	---	---	---	---	---	---	---	---	---
CFP Committee Poll	N/A	---	---	---	---	---	---	---	---	---	---	---	---	---	---	---	---	---

## IN THE POLLS / SOME HISTORY

Colorado was last ranked on Oct. 13, 2018 (No. 25 in the USA Today/Coaches poll), and was last in the AP poll on Oct. 6, 2018 (No. 19; the Buffs were a season-high No. 18 the same day in the coach's ballot). The Buffs were not ranked in 2017, and had climbed to as high as No. 9 in both polls (twice) in 2016; CU had not been ranked previous to '16 since 2005. Colorado owns the ninth longest streak of all-time, as from the 1989 preseason poll through the fifth week of 1997, CU had a run of **143** consecutive weeks in the AP poll. CU has now been ranked **304** times in its history, the 28th most all-time (tied with Virginia Tech), and has finished in the top four on four occasions, tied for 22nd most (the College Football Playoff includes the top four teams; only USC, with 12, has more than CU from the Pac-12).

## 47 WINS OVER AP RANKED TEAMS 20TH BEST SINCE '89

CU's **47** wins over *Associated Press* ranked teams dating back to the 1989 season (when the AP expanded to a top 25) are tied for the 20th most in the nation in this time frame (31-plus seasons). Through games of Oct. 31, Alabama has the most (99), followed by Ohio State (94), Florida State (84), LSU (83), Florida (80), Oklahoma (75), Michigan (74), Southern Cal (70), Georgia (66), Miami, Fla. (63), Auburn (62), Clemson (62), Texas (61), Tennessee (60), Notre Dame (59), Oregon (57), Penn State (55), Washington (54), UCLA (53), Michigan State (48), **Colorado (47)** and Nebraska (47). All-time, Colorado's **70** wins over ranked teams are the 23rd most in history. Since 1989, CU has played the seventh most ranked teams in the nation (139, with a record of 47-90-2), trailing only Alabama 159 (99-59-1), LSU (158; 83-75), Florida (157; 81-75-1), Ohio State 148 (94-51-3) and Michigan 148 (74-72-2); Florida State has played 142 (84-58).

- CU is **4-33** against ranked teams since a 34-30 win versus No. 17 Kansas in Boulder on Oct. 17, 2009 (the wins over #25 Nebraska and #24 Arizona State this year and #20 WSU and #21 Utah in 2016)).
- CU's last win over a top 5 or 10 team was on Sept. 29, 2007: a 27-24 win over No. 3 Oklahoma in Boulder.
- **Note:** In 2016, ASU was ranked #24 in the *USA Today/Coaches* poll when CU defeated it, 40-16; but all historical records are solely against those teams ranked by the AP.
- The Buffs had lost **29** straight road games against ranked opponents until the 34-31 win at Arizona State on Sept. 21; the last win had been a 31-17 over UCLA at the Rose Bowl in 2002 – on the same exact date: Sept. 21.

## INTERNATIONAL FLAVOR

Colorado has seven players on its roster who were born outside the United States, tied for the fourth-most among FBS schools (though the seven represent seven different countries, the second-most behind a whopping 11 for Temple). What's interesting in this group is how many islands of the Caribbean are represented (Dominican Republic, Haiti, Jamaica, Puerto Rico and the Turks and Caicos Islands). Here's a list of those schools with seven or more born anywhere but among the 50 U.S. States (U.S. possessions count as outside the country, as they are countries):

School	No.	Countries
Syracuse	13	7 Canada (6), Germany (2), Ghana, Ivory Coast, Jamaica, Nigeria, Puerto Rico
Hawai'i	10	3 American Samoa (8), Australia (1), Canada
Temple	9	6 Cameroon (2), Sweden (2), Cuba, Liberia, Nigeria, Turks and Caicos Islands
<b>Colorado</b>	<b>7</b>	<b>Australia, Austria, Dominican Republic, Germany, Ghana, Tasmania, Zimbabwe</b>
Penn State	7	4 Canada (4), Germany, Haiti, Ukraine
Utah	7	4 Australia (3), England (2), American Samoa, Canada

## 700 CLUB

Colorado became the 25th school to reach the 700-win mark with a 44-28 win over California in 2017; the Buffs have an all-time record of **710-515-36** (a .577 winning percentage). In addition to being 26th on the all-time win list, CU is 36th in winning percentage (29th for schools with 1,000 or more games played in the FBS). The top 30 in all-time wins through games of October 31:

Team	Years	Games	Won	Lost	Tied	Pct.	Team	Years	Games	Won	Lost	Tied	Pct.	Team	Years	Games	Won	Lost	Tied	Pct.
1 Michigan	142	1,346	<b>963</b>	347	36	.729	11 Georgia	129	1,315	<b>835</b>	426	54	.656	21 Pittsburgh	131	1,319	<b>735</b>	542	42	.573
2 Ohio State	131	1,305	<b>926</b>	326	53	.730	12 LSU	128	1,279	<b>814</b>	418	47	.655	22 Syracuse	132	1,327	<b>725</b>	553	49	.565
3 Alabama	129	1,296	<b>922</b>	331	43	.728	13 Auburn	129	1,274	<b>780</b>	447	47	.631	22 Navy	142	1,356	<b>725</b>	574	57	.556
5 Texas	128	1,330	<b>920</b>	377	33	.704	14 Clemson	125	1,270	<b>765</b>	460	45	.620	24 Arkansas	127	1,276	<b>719</b>	517	40	.579
5 Notre Dame	134	1,281	<b>914</b>	326	42	.730	15 West Virginia	130	1,310	<b>759</b>	506	45	.597	25 Wisconsin	132	1,268	<b>716</b>	499	53	.586
5 Oklahoma	126	1,294	<b>912</b>	329	53	.725	16 Virginia Tech	129	1,281	<b>755</b>	480	46	.607	26 <b>COLORADO</b>	<b>131</b>	<b>1,261</b>	<b>710</b>	<b>515</b>	<b>36</b>	<b>.577</b>
7 Nebraska	131	1,338	<b>902</b>	396	40	.689	17 Texas A&M	127	1,288	<b>753</b>	487	48	.603	27 Michigan State	125	1,219	<b>709</b>	466	44	.600
8 Penn State	134	1,334	<b>898</b>	395	41	.689	18 Washington	132	1,247	<b>743</b>	454	50	.616	28 Minnesota	137	1,276	<b>706</b>	526	44	.571
9 Tennessee	130	1,299	<b>848</b>	398	53	.673	19 Georgia Tech	129	1,299	<b>740</b>	516	43	.586	29 North Carolina	133	1,307	<b>704</b>	549	54	.559
10 USC	133	1,252	<b>847</b>	351	54	.698	20 Florida	115	1,199	<b>738</b>	421	40	.632	30 Army	131	1,281	<b>703</b>	527	51	.569



**THAT REDSHIRT RULE**

Beginning with the 2018 season, incoming freshmen can now play in up to four games but not lose a year of eligibility; this also applies to anyone else on the roster. In any year they play in four games or less, they get the year back (and the four can be at any point during the season; they do not have to be the first four games). Also if a player redshirts as a true freshman and then suffers a season-ending injury within the first four games of another season, he's now eligible for a sixth-year without having to lose two years to injuries and go through the old petition process. A perfect example would be **Derek McCartney**, who redshirted as a true freshman in 2013, and was injured in game three of his fourth-year (2016); he would have been awarded a sixth-year of eligibility under this rule change.

If this new rule above had been permanently in place since freshmen were allowed to play, here are some notable Buffaloes that would have earned a full season back due to either playing in four games or less at some point in their career due to injury, and others who once played, were simply inserted at the end of games over the course of the season when the outcomes had already been decided (assuming the four-game maximum would have applied in 11-game seasons prior to 2006; \*—denotes true freshman):

<b>WR *Dave Logan, 1972</b>	Debuted late in week two in a 56-14 win over Cincinnati, when he had his lone reception of the year. He was on the travel squad, but appeared just a couple of more times.
<b>TB *James Mayberry, 1975</b>	Appeared late in several games, had 16 rushing attempts and one reception.
<b>DT George Smith, 1982</b>	Injured in the fourth game of the year, he had 34 tackles, four for losses when he was lost for the year.
<b>WB *Mike Pritchard, 1987</b>	Appeared in six games and 17 rushes and threw seven passes.
<b>QB *Darrian Hagan, 1988</b>	Appeared in five games (plus the Freedom Bowl), had 38 rushes and threw seven passes.
<b>QB *Vance Joseph, 1990</b>	Appeared in four games, had 13 rushes and threw seven passes (and was next in line to play in the '91 Orange Bowl).
<b>QB *Kordell Stewart, 1991</b>	Appeared in two games, had 18 rushes and threw two passes.
<b>QB *Koy Detmer, 1992</b>	Pressed into duty to rally CU over Minnesota in game three, started two others and appeared in seven overall; but he was also injured early in the fourth game in 1995, so either would have applied.
<b>ILB Jashon Sykes, 2001</b>	Injured in the fourth game of the year, he had already racked up 33 tackles and 3½ sacks
<b>QB *Joel Klatt, 2002</b>	Played three snaps late against Baylor in game seven, appeared in a handful of others after, including on the punt team.
<b>OLB Derek McCartney, 2016</b>	Had already utilized his redshirt year, so when lost for the season with a torn ACL in game three at Michigan, he lost that year.

And there were several players in 1984, when CU resurrected its junior varsity team for one year; several played in the three JV games and then saw some time afterward in some of the last six varsity games. These included **WR Lance Carl**, **ILB Don DeLuzio**, **TB Dion Dyson**, **TE/P Keith English**, **WR Drew Ferrando**, **QB Mark Hatcher**, **P Barry Helton**, **TB Sam Smith**, **CB David Tate** and **FB Anthony Weatherspoon**.

**AND WHO BENEFITTED THE FIRST YEAR? SEVEN BUFFS ... THIRTEEN DO SO IN YEAR TWO**

There were seven Buffaloes who benefitted from the NCAA's new redshirt which permits players to play in up to four games and not lose a year of eligibility provided they had a redshirt year available to them (no fifth-year seniors played in four games or less who were lost for the season due to injury, as exceptions could have been made in those instances). Those players, with the games they appeared in parenthesis (\*—no longer on team): **OLB \*Jacob Callier** (4), **PK Tyler Francis** (2), **P Alex Kinney** (4), **PK Evan Price** (2), **WR Dimitri Stanley** (3), **DB \*L.J. Wallace** (1) and **ILB \*Jake Yurachek** (1).

► In 2019, the rule could be applied to **12** players who meet the criteria of four games or less: **CB Mehki Blackmon** (4), **OT Frank Fillip** (2), **OLB Joshka Gustav** (3), **ILB Marvin Ham** (4), **OL Austin Johnson** (1), **OLB Jamar Montgomery** (4), **DT Lloyd Murray, Jr.** (2), **OLB Alec Pell** (4), **ILB Quinn Perry** (1), **PK Evan Price** (4), **WR La'Vontae Shenault** (4) and **TE Luke Stillwell** (4).

**SEASON OPENERS: UNDERCLASSMEN STARTERS**

The depth is always fluid leading up to the first game, but with seven underclassmen (one freshman, six sophomores) atop the opening season depth chart, it would be the ninth most upperclassmen that would start an opener dating back to 1995. Nine frosh/soph started each of the last two years, but never more than three frosh. A look at the most underclassmen starters for the Buffaloes over the last 26 seasons:

Season	Fr.	So.	Total	Season	Fr.	So.	Total
2014	3	9	12	2003	1	7	8
2009	3	8	11	2004	1	7	8
2018	3	6	9	2008	1	7	8
2019	2	7	9	2012	2	6	8

**OPENING DEPTH CHART NOTES**

The Buffs released their season-opening depth chart on November 1, and for the sixth time in the last eight seasons, CU has more underclassmen than upperclassmen listed. Of the approximately 72 players who will possibly see action from scrimmage, 40 are underclassmen (20 freshmen, 20 sophomores); all nine seniors and two graduates figure to play in 2020.

► In both 2016 and 2017, CU did not start a true freshman in any game over the course of the season; that had not happened since 2005. In 2018, true freshmen collectively started 15 games, last year 12 did so.

**100/300**

The Buffaloes have historically done well when holding the opponent to under 100 yards rushing and under 300 yards total offense. Dating back to the start of the 1985 season, Colorado is **104-15-1** when the opponent fails to reach 100 yards on the ground, and **105-20-1** when the enemy is held under 300 yards overall. CU is **11-1** and **16-0** in each, respectively, dating back to the start of the 2013 season (**1-0** in 2019).

**What Are/Were The Odds? / We Found Out.** CU continues to mystify the odds when it comes to winning the opening coin toss; it won five of nine in 2019. More along the normal lines, but have still won **35** of the last **50** (70 percent); after that many tosses, the number probably most like should be hovering in the 45-55 percent range. At one point, when CU had won 34 of 45, the odds as calculated by M.I.T. mathematicians came to were **1 in 3,486**.

## COLLEGE FOOTBALL'S "OLD MAN" ONCE AGAIN

As a freshman in 2017, **PK James Stefanou** was the second oldest player overall in the FBS, but the oldest freshman; he assumed the mantle of being the oldest collegian in the game in 2018, but was back as the second-oldest in 2019 as Colorado State's Joshua Griffin assumed the mantle after serving several years in the U.S. Army. A junior in 2019, Griffin has opted to return to military service, making Stefanou once again the oldest player in the NCAA. One of the recent influxes of kickers from Australia, he came from a soccer background where he had elite level experience as a defender; he represented Australia on its U19 team, a youth progression team that is the feeder squad to the Olympic team. He also played professionally, most notably in two stints for South Melbourne FC, first from 2005-06 before he signed again with them in 2010. Stefanou got into football by training periodically over the course of six years (2012-17) at ProKick Australia, an academy developed to assist in the transition to American football by providing the fundamentals of punting and kicking. The "elderly:"

Age	Name, School	Position	Class	Birth Month	Hometown (reason for older age)
33	James Stefanou, Colorado	Placekicker	Sr.	April 1987	Melbourne, Australia (played 10 seasons of professional soccer)
30	Tom Hutton, Oklahoma State	Punter	So.	March 1990	Newborough, VI, Australia (Australian Rules football experience)
30	Zach Von Rosenberg, LSU	Punter	Sr.	September 1990	Lake Charles, La. (played minor league baseball for six years)
29	Greg DeLuca, Northern Illinois	Outside Linebacker	Sr.	February 1991	Boonton Township, N.J. (U.S. Navy Seal, 2014-20)
29	Ben Griffiths, USC	Punter	So.	September 1991	Melbourne, Australia (played eight seasons of Australian rules football)
28	Tyson Dyer, New Mexico	Punter	Sr.	May 1992	Queensland, Australia (worked as an auto mechanic prior to attending college)
28	Luke Larson, East Carolina	Punter	Fr.	July 1992	Keilor Park, VI, Australia (product of ProKick Australia)
28	Damian Jackson, Nebraska	Outside Linebacker	Jr.	July 1992	Las Vegas, Nev. (served in the Navy Seals before enrolling in college)
28	Corey Dunn, Iowa State	Punter	Sr.	October 1992	Numurkah, Australia (Australian Rules football experience)
27	Max Duffy, Kentucky	Punter	Sr.	April 1993	Perth, Australia (Australian Rules football experience)
27	Jordy Sandy, TCU	Punter	So.	May 1993	Traralgon, Australia (employed by scaffolding and paper mill companies)
27	Luke Magliozzi, Connecticut	Punter	Jr.	October 1993	Westmeadows, Australia (Australian Rules football experience; off-season plumber)
26	Mark Crawford	Punter	Fr.	December 1993	Perth West, Australia (Australian Rules football experience)

## STEFANOU AMONG TOP FIVE IN KICK ACCURACY

**PK James Stefanou** is in the top five in accuracy for both field goals as well extra-point kicks – one of just two players on both lists (with **Will Oliver**, 2011-14):

**FIELD GOAL PERCENTAGE** (*minimum 25 attempts*)

Rk	Player (Seasons)	FG-FGA	Pct.	Long
1	Jeremy Aldrich (1996-99) .....	48-64	.750	49
1	Mason Crosby (2003-06) .....	66-88	.750	60
3	Will Oliver (2011-14) .....	50-69	.725	53
4	<b>James Stefanou (2017-19) .....</b>	<b>34-47</b>	<b>.723</b>	<b>53</b>
5	Tom Field (1979-83) .....	36-55	.654	51

**PAT KICK PERCENTAGE** (*minimum 60 attempts*)

Rk	Player (Seasons)	FG-FGA	Pct.
1	Neil Voskeritchian (1994-95).....	95-96	.990
2	James Stefanou (2017-19).....	92-93	.989
3	Will Oliver (2011-14).....	129-131	.985
4	Ken Culbertson (1986-89).....	85-87	.977
5	Aric Goodman (2008-10) .....	93-96	.969

Stefanou is rising up other kicking charts as well; and as a freshman, he made two of the longest field goals in school history by a frosh:

## FIELD GOALS MADE / CU CAREER

Rk	Player (Seasons)	FG-FGA
1	Mason Crosby (2003-06) .....	66-88
2	Will Oliver (2011-14) .....	50-69
3	Jeremy Aldrich (1996-99) .....	48-64
4	Tom Field (1979-83) .....	36-55
5	<b>James Stefanou (2017-19) .....</b>	<b>34-47</b>
6	Aric Goodman (2008-10) .....	25-47

Rk	Player (Seasons)	EP-EPA
----	------------------	--------

1	Will Oliver (2011-14).....	129-131
2	Mason Crosby (2003-06).....	109-117
3	Neil Voskeritchian (1994-95) .....	95-96
4	Aric Goodman (2008-10) .....	93-96
5	<b>James Stefanou (2017-19) .....</b>	<b>92-93</b>
6	Jeremy Aldrich (1996-99).....	87-95

54 Davis Price, vs. Oregon State in Boulder, Oct. 1, 2016

53 **James Stefanou vs. Arizona State at Tempe, Nov. 4, 2017**  
52 Will Oliver, vs. California in Boulder, Sept. 11, 2011  
51 Tom Field, vs. Oregon in Boulder, Sept. 8, 1979  
50 Tom Field, vs. Oklahoma State in Boulder, Nov. 10, 1979  
49 **James Stefanou vs. Washington in Boulder, Sept. 23, 2017**

### LONGEST FG / CU FRESHMEN

**EXTRA POINTS MADE / CU CAREER**

## THE VERTICAL GAME (EXPLOSION PLAYS)

CU, as in the case with most teams, often is most dangerous on offense when the unit can strike for the big play both via the rush and pass. Colorado had 57 “explosion” plays in 2016, or ones that gained 20 or more yards; that was the most by a CU team since 2007 (49 in 2017). Here’s a look at CU’s 20-plus plays in recent memory, not including bowls, going back to 1994, when CU had a high of 76 plays over 20-yards, almost equal in nature (37 rush, 39 pass):

Season	Total	Rush	Pass		2000	38	8	30		2007	58	18	40		2014	48	12	36
1994	76	37	39		2001	58	21	37		2008	40	8	32		2015	50	15	35
1995	61	11	50		2002	58	35	23		2009	44	7	37		2016	57	16	41
1996	64	12	52		2003	47	5	42		2010	43	11	32		2017	50	11	39
1997	46	9	37		2004	48	13	35		2011	56	14	42		Season Total		Rush	Pass
1998	40	11	29		2005	54	16	38		Season Total		Rush	Pass		2018	56	16	40
1999	57	12	45		Season Total		Rush	Pass		2012	36	9	27		2019	45	10	35
Season Total		Rush	Pass		2006	35	18	17		2013	42	5	37		2020	0	0	0

## AHEAD IN A BIG WAY

From 2006-15, the opponent had almost always had a distinct advantage in TSL (time spent in the lead), but CU reversed that and then some in 2016. The Buffs led for 457 minutes and 20 seconds, or 59 percent of the time; opponents for just 24 percent and the score tied the other 17 percent. CU led for more minutes in 2016 than it had in all 11 previous years after just eight games (and when it held the edge over an entire season just twice: 2005 and 2010. But alas, the opponent held a slight edge in both 2017 and 2018 (*bowl games not included*):

Season	CU	Tied	Opp.	Season	CU	Tied	Opp.	Season	CU	Tied	Opp.	Season	CU	Tied	Opp.
2005.....	320:31	101:55	297:34	2009.....	110:29	165:18	444:13	2013.....	197:17	108:56	413:47	2017.....	285:30	132:17	302:13
2006.....	269:22	123:11	327:27	2010.....	312:45	113:54	293:21	2014.....	261:22	83:52	374:46	2018.....	268:07	171:14	280:39
2007.....	280:56	130:11	308:53	2011.....	191:12	78:44	510:04	2015.....	192:47	158:14	428:59	2019.....	250:05	119:03	350:52
2008.....	191:24	119:07	409:29	2012.....	77:38	112:18	530:04	2016.....	457:20	133:33	189:07	2020.....	0:00	0:00	0:00

**TURNOVER FREE**

In 2017, Colorado saw its record run of consecutive quarters played without turning the ball over end at Washington State with a fourth quarter; the streak ended at a school-record **16** straight quarters (**253:52** in total time), and nearly went four straight games without one as there was just 3:20 remaining in the 28-0 loss to WSU when the streak came to a close. Colorado played **17** games out of **74** under Mike MacIntyre without a turnover, the highest percentage in any CU head coach's tenure over two years since World War II. Take a look (TFG—turnover free games; TG—total games):

Coach	TFG	(Record)	TG	Pct.	Coach	TFG	(Record)	TG	Pct.	Coach	TFG	(Record)	TG	Pct.
Mike MacIntyre	17	(11-6)	74	23.0	Eddie Crowder	6	(5-1)	118	5.1	Mel Tucker	4	(5-7)	12	33.3
Bill McCartney	23	(18-3-2)	153	15.0	Dal Ward	5	(2-1-2)	110	4.5	Brian Cabral	1	(1-0)	3	33.3
Dan Hawkins	8	(3-5)	58	13.8	Bill Mallory	1	(1-0)	57	1.7	Jon Embree	5	(1-4)	25	20.0
Gary Barnett	11	(49-38)	87	12.6	Chuck Fairbanks	0	(0-0)	33	0.0	Kurt Roper	0	(0-1)	0	0.0
Sonny Grandelius	3	(2-1)	31	9.7	-----two or fewer seasons/interims-----					Bud Davis	0	(0-0)	10	0.0
Rick Neuheisel	3	(3-0)	47	6.4	Mike Hankwitz	1	(0-1)	1	100.0	Jim Yeager	0	(0-0)	19	0.0

- Colorado played four turnover-free games in 2019 (tying the school record of four, set in six previous times, last in 2018).
- Colorado also played four turnover-free games in 2017, thus has 12 over the last 36 games, easily the school-best for a span of that few number of games. And in 2017, it nearly had a fifth—an interception on a Hail Mary as time ran out at Arizona State was the lone turnover of that game.
- Post-World War II (dating back to 1946), Colorado has played **88** turnover-free games, owning a record of **57-27-4** in those games (**2-1** in bowls).
- Colorado played at least three turnover-free games in each of the last five seasons (2015-19), easily the longest streak in school history; the **18** games without a turnover over the last five seasons are the most in any five-year span in school history, besting **12** mistake free games from 1987-91.
- Colorado has now had at least one turnover-free game for 10 straight seasons (2010-19, **29** total), tied for the longest run in school annals: the Buffs had at least one for 10 straight years (1998-2007, **19** total); CU also had a run of nine consecutive seasons (1987-95, **22** total).


**LANDMAN'S LANDMARKS**

Junior **ILB Nate Landman** was a bright spot in CU's 45-3 loss at Oregon on Oct. 11; after the coaches video review, which CU has historically used for its defensive totals, he was credited with 16 tackles (all solo/unassisted; press box totals had him for 14, 10 solo). That tied for the fifth-most unassisted tackles in CU history, and the most since **ILB Jordan Dizon** had 17 against Colorado State in 2007.

**ALL-TIME CU SINGLE GAME UNASSISTED TACKLES**

UT	(AT-Tot)	Player	Opponent	Date
19	( 1-20)	Greg Biekert	at Illinois	Sept. 15, 1990
19	( 9-28)	Hannibal Navies	Missouri	Nov. 1, 1997
17	( 4-21)	Rodney Rogers	at Oklahoma	Nov. 16, 1985
17	( 5-22)	Jordon Dizon	Colorado State (Denver)	Sept. 1, 2007
16	( 6-22)	Ray Cone	Oklahoma	Oct. 30, 1982
16	( 0-16)	Nate Landman	at Oregon	Oct. 11, 2019

- In his first career start on defense (in the 2018 opener against Colorado State in Denver) he was in on **14** tackles (four solo), tied with three others for the most tackles in a first career start. He earned Pac-12 defensive player of the week honors for his efforts.
- He recorded **200** career tackles in just 28 career games.
- He has rapidly climbed CU's all-time tackle list, as his **277** has him 21st in all-time in total stops, while his **184** unassisted stops rank 19th (he is also tied for 28th in tackles for loss with **25** and tied for 10th in third down stops with **33**).
- He had **137** tackles this season (**112** solo), or **11.4** per game; he finished with the most stops since **ILB Jordan Dizon** racked up 160 in 2007 (120 solo). The **137** tied him for the 14th-most in a single season at Colorado (tying for the 12th-most by a linebacker).
- His **112** solo tackles in 2019 ranked as the second-most in a single season, as he is the fourth Buff to reach the century mark. He trails only **ILB Jordan Dizon** (120 in 2007) and surpassed **ILB Greg Biekert** (105 in 1990) and **ILB Ray Cone** (102 in 1982).
- He has **15** career double-digit tackle games (eight this season); his personal best in tackles (16, all solo) came versus Oregon in Eugene in 2019.
- Landman's **137** tackles in 2019 were one more than the next two players combined (**136; 69** by Davion Taylor and **67** by Mikial Onu); since CU started keeping tackle statistics in 1964, that's the first time that the team leader had more than the next two players combined.

**ELEVEN HAVE DASHED 100 ... OR FURTHER**

In 2017 (Oct. 28), then-junior **DB Nick Fisher** joined a very exclusive club when he returned an interception 100 yards in the fourth quarter to close out CU's 44-28 win over California. It was the 11th 100-yard play in CU history, the fourth interception return of that length. However, the NCAA seals returns at a 100-yard maximum; if it allowed returns to be scored like the NFL, counting end zone yardage, Fisher would have been credited with a 109-yard return (CU's head statistician is also the Broncos'). It was the first 100-yard interception return since 1996, when **FS Steve Rosga** pulled it off against Oklahoma State (his would have been 105 yards). **ILB Marcus Burton** came close in 2005, when he picked one off at the half yard line and raced 99 yards for a score — at Oklahoma State.

**COLORADO / 100-YARD PLAYS****KICKOFF RETURNS**

Yards	Player, Opponent, Site, Date (*—opening kickoff of game)
100	Byron White vs. Denver at Denver, Nov. 26, 1936 (TD).
100	*Cliff Branch vs. Kansas in Boulder, Nov. 7, 1970 (TD).
100	*Billy Waddy vs. Kansas State in Boulder, Nov. 22, 1975 (TD).
100	Howard Ballage vs. Nebraska in Boulder, Oct. 21, 1978 (TD).
100	Walter Stanley vs. Oklahoma in Boulder, Oct. 4, 1980 (TD).
100	*Ben Kelly vs. Missouri in Boulder, Oct. 9, 1999 (TD).
100	Marques Mosley vs. Utah in Boulder, Nov. 23, 2012 (TD).

**INTERCEPTION RETURNS**

Yards	Player, Opponent, Site, Date
100	Dick Kearns vs. Denver at Denver, Nov. 24, 1938 (TD).
100	Johnny Zeigler vs. Colorado Mines in Boulder, Sept. 26, 1942 (TD).
100	Steve Rosga vs. Oklahoma State in Boulder, Oct. 12, 1996 (TD).
100	Nick Fisher vs. California in Boulder, Oct. 28, 2017 (TD).



**COLORADO BY THE NUMBERS IN 2020**

- 7** The number of regular season games scheduled for 2020, which if holds, will be the fewest since 1943 (when CU went 5-2).
- 23** The number of nights the team stayed at the Millennium Harvest House in pseudo-bubble during the team's preseason camp (Oct. 9-31).
- 63** The number of days the start of CU's 2020 season was delayed due to the COVID-19 pandemic (Sept. 5 to Nov. 7).

**COLORADO BY THE NUMBERS IN 2019**

- 0** Quarterback sacks allowed versus CSU, just the fifth time in the last 24 season openers the opponent failed to get to the quarterback (2018, 2014, 2008, 2004);
- 0-7-2** The Buffs record in Pac-12 road "doubleheaders" (road games in back-to-back weeks: no sweeps, two splits, swept six times); Oregon-Wash. State (0-2) in 2019.
- 1-2** Colorado's record on Fridays; just the second time CU played three Friday games (and the second year in a row after going 2-1 in 2018).
- 1:43 (a.m.)** The time Colorado returned to the Champions Center on campus from its road loss at Washington State;
- 2-4-2** The Buffs record in Pac-12 home "doubleheaders" (two sweeps—WSU and Utah in 2016 and Stanford and Washington this year; two splits, swept four times);
- 3:02 (a.m.)** The time Colorado returned to the Champions Center on campus from its road loss at UCLA;
- 3rd** Mel Tucker became the third coach to win his debut at the reins of the CU program with the Buffs' 52-31 win over Colorado State;
- 3:14** The average length of CU's games in 2019 (the quickest—Utah, **2:56** & Stanford, **2:59**; the longest—Nebraska, **3:49**). The average in 2018: **3:23**;
- 4:11 (a.m.)** The time Colorado returned to the Champions Center on campus from its road victory at Arizona State;
- 4:41 (a.m.)** The time Colorado returned to the Champions Center on campus from its road loss at Oregon;
- 4-5** Colorado's record in Pac-12 Conference openers, including this year's 34-31 win at Arizona State (**3-1** on the road);
- 8** The number of fourth quarter sacks by the Buffs in 12 games (double the number of four in the quarter in all of 2018);
- 8:47 (p.m.)** The starting time of the season opener against CSU (lightning delayed it 37 minutes), the fourth-latest kickoff in CU history (second-latest in Colorado);
- 10** The number of consecutive field goals made by **PK James Stefanou**, tying the school record by PK Mason Crosby (set over the 2004-05 seasons);
- 10** The Buffaloes have had at least one turnover-free game for the last 10 seasons, tying the school's previous best run;
- 13** The number of non-conference games CU had won in a row in the state of Colorado (dating back to 2015) until losing to Air Force in overtime this year;
- 14** The number of true freshmen the Buffs played in 2019 (**5** offense/**9** defense);
- 16-25** Colorado's all-time record in regular season games played on Friday (**1-2** this season);
- 16** The number of solo (and total) tackles **ILB Nate Landman** had at Oregon, tied for the fifth-most unassisted in a game in CU history;
- 17-14** The first half scoring edge for CU against USC this year; the Trojans had outscored the Buffs **180-47** in the eight previous first halves;
- 18-6** Colorado's non-conference record dating back to the start of the 2013 season (includes Pac-12 title game and Alamo Bowl; **18-4** regular season);
- 19** The number of possessions the opponent started in CU territory (out of **144**; 12 led to scores: 9 TDs/3 FG).
- 22** The number of fumbles by CU tailbacks (on offense) in **87** games from 2013-19 (**2,438** carries; **3** this year in **321**; **7** in the last **967**);
- 27** Karl Dorrell was named the 27th head coach in Colorado history on February 23, 2020 (only Bill McCartney was named later, on June 9, 1982);
- 31** The number of different NFL teams that scouted the Buffaloes on game days this season (the lone not to: Cincinnati);
- 31** The number of Colorado games played in less than three hours since 1990 (out of **366** games; last: 2:59 versus Stanford on Nov. 9 this year);
- 32** The number of players who made their debut in CU uniform this season;
- 35-of-50** The number of coin tosses CU has won dating back to the '16 opener (**70.0%**; CU was 13-of-14 in '16);
- 36.7** The third down efficiency of opponents against Colorado in the state's borders since the '09 opener (**403-of-1,098**).
- 36** The average yardline CU has made its 59 punts from (about 6-7 yards higher than the usual average);
- 39.0** The opponents' combined percentage on third down inside-the-CU 20 (**112-of-287**) in the last 122 games (dating to 2008; **16-of-27** this year);
- 51-27** The margin in which CU has outscored the opponent in the last two minutes of each half combined (**34-27** in first, **17-0** in second);
- 53** The number of Buffaloes who have scored 100 or more career points (**WR Laviska Shenault** the latest with **108**);
- 53rd** The number season of CU's live buffalo mascot "Ralphie" leading the team out on the field;
- 54** The length of a kickoff return by **WR Laviska Shenault** against Nebraska; the longest KOR by a Buff since 2012, when Marques Mosley had a 100-yarder vs. Utah;
- 54** The number of Buffaloes who have 1,000 or more career rushing yards; **TB Alex Fontenot** looking to make it 55;
- 64** Consecutive wins by Colorado when holding the opponent to 13 points or less (dating to a 7-0 loss at Nebraska in 1988);
- 63.3** The average temperature at kickoff for CU's 12 games in 2019 (compared to **60.4** for 12 games in 2018);
- 65.5** Colorado's third down efficiency on 3rd-&-4 or less the last three seasons (**184-of-281**; 45-of-69 this season/77.1 on 3rd-&-1: **74-of-96**);
- 65.9** The opponents' TD percentage on drives inside-the-20 (red zone) against CU (**27** TDs/**41** trips; **8** field goals, **6** non-scores);
- 78** The number of consecutive PAT kicks made by **PK James Stefanou** to start his CU career, a school record;
- 92.8** The average number of plays (plays, punts/placement kicks, returns, fair catches) per fumble this season (**11** fumbles, **1,021** touches);
- 96** The length of a **Steven Montez**-to-**K.D. Nixon** touchdown pass against Nebraska, the longest play from scrimmage in Colorado history;
- 98.8%** The percentage of capacity this season in six games at Folsom Field (49,573 average for a capacity of 50,183; some passes included in attendance);
- 107** The number of consecutive PAT kicks CU made from Oct. 15, 2016 through Sept. 14, 2019 when Air Force blocked one in the fourth quarter;
- 318** The number of all-time wins Colorado has recorded at Folsom Field since it opened on Oct. 11, 1924 (**409** overall at all home venues);
- 446** The number of touches the Buffaloes had between fumbles (over a six game span; second half at Arizona State through the first half at UCLA);
- 710** The number of all-time wins by Colorado, as the Buffaloes became the 25th school to win 700 games;
- 10,609** The career yards of total offense by **QB Steven Montez**, as he chased down the previous CU all-time record by Sefo Liufau (**10,509** from 2013-16);
- 1,294,101** The total attendance of the **19** Rocky Mountain Showdowns played in Denver.

**LITTLE KNOWN RARITY**

In CU history, the Buffaloes have had a 100-yard rusher and receiver in the same game on **48** occasions (**37-11** when this occurs). Since CU joined the Pac-12 in 2011, it has occurred **18** times overall (once each in 2011, 2012, 2013, 2014, 2015 and 2019; four times in 2016, thrice in 2017 and four times in 2018). In 2001, the first time the same player had 100 yards in both in the same game at Colorado occurred when **TB Cortlen Johnson** had 172 rushing and 105 receiving at Iowa State. *The full list can be found on page 183 of the 2020 CU Media Guide.*

**2020 SENIORS (11)**

Player	Pos.	Ht.	Wt.	Cl.	Exp.	Hometown (High School/Previous College)	Major (Minor)	Grad Status
DOSS, Jeremiah	DE	6- 4	265	Sr.	1L	Jackson, Miss. (Northwest Rankin/Hinds Community College)	Ethnic Studies	May '21
*FISHER, Nick	TE	6- 5	265	Gr.	TR	Basehor, Kan. (Basehor-Linwood/William Jewell)	Organizational Leadership	Aug. '21
JOHNSON, Mustafa	DE	6- 2	290	Sr.	2L	Turlock, Calif. (Turlock/Modesto Junior College)	Sociology	Aug. '21
*JONES, Akil	ILB	6- 0	235	Sr.	3L	San Jose, Calif. (Valley Christian)	Ethnic Studies & Cinema Studies	Dec. '20
KUTSCH, Kary	OL	6- 5	310	Sr.	2L	Redding, Calif. (Shasta/Butte College)	Sociology	Aug. '21
LANDMAN, Nate	ILB	6- 3	235	Sr.	3L	Danville, Calif. (Monte Vista)	Business (Management & Marketing)	May '21
*LYNCH, Matt	TE	6- 4	245	Gr.	TR	Broomfield, Colo. (Legacy Ridge/UCLA)	Graduate Studies	Aug. '21
NIXON, K.D.	WR	5- 8	190	Sr.	3L	DeSoto, Texas (DeSoto)	Strategic Communication	Dec. '20
*NOYER, Sam	QB	6- 4	220	Sr.	3L	Beaverton, Ore. (Beaverton)	Strategic Communication (#)	Grad. (Dec. '19)
*RAKESTRAW, Derrion	S	6- 2	200	Sr.	3L	Woodstock, Ga. (Sequoyah)	Strategic Communication	Dec. '20
STEFANOU, James	PK	6- 1	195	Sr.	3L	Melbourne, AUSTRALIA (Rose Hill Secondary College)	Journalism	Aug. '21

(\*—fifth-year senior; #—graduate classes in Organizational Leadership)

**OTHER GRADUATES:** Aside from the two graduate transfers (Fisher, Lynch), **Tyler Lytle**, **Sam Noyer** and **Heston Paige** have graduated at this time.

**GRADUATION REVIEW**

(Through August 2020) Over the last 19 years, Colorado has had **351** of its **384** seniors graduate, or translating to **91.4** percent in this time frame (including 17 of the 20 seniors in 2019); these are the 2001-2019 senior classes, including those players who received medicals. Over the last 12 years, 236 of the last 254 have graduated (**92.9%**), with 10 of those 17 either playing in the NFL or attempting to do so and haven't yet been able to complete their requirements. NCAA numbers will not match these (it doesn't allow a school to count transfers who graduate, but it does count against a school if it had a player transfer; it also does not count walk-ons). It's one of the reasons the numbers are skewed to be lower than they really are, especially at tougher academic schools like Colorado and its Pac-12 brethren. **TEAM GRADE POINT AVERAGE:** The team's **2.76** cumulative grade point average through the Spring 2020 semester is its highest on record (data collected since 1996); the team has 19 straight semesters over a 2.5. Its spring semester ('20) of **3.24** is also an all-time best.

**100+ RETURN YARDS NOT THAT COMMON**

Often lost in all the conversation about total offense and defense are return yards – but they often swing a game. In 2017, CU owned a **396-234** edge, and had two games with 100-plus return yards (116-9 versus Texas State and 126-5 against Cal). CU's had just **five** games since 2002 with over 100 return yards in a game (and have had two in the same season just that once since 2002; the last time with three was 2001). In 2016, CU had **175** against UCLA in its 20-10 win, and they played a huge role, accounting for one touchdown via punt return and setting up CU's lone offensive score via an interception return. It was the most return yards by the Buffs since Oct. 26, 2002, when they had **183** in a 37-13 win over Texas Tech (125 interception, 44 punt, 14 fumble). The other two games with 100-plus came in 2008 against Eastern Washington (135) and in 2013 against Central Arkansas (125).

► In 2018, CU had an overall edge of **372-275**, which included **87-0** against CSU and **32-(-2)** at Nebraska.

► In 2019, the opponent held the advantage by **322-106**, largely from the last seven games, with a margin of **296-55**.

► For the ultimate example of how rare 100 return yards can be, look no further than CU's game at UCLA in 2017. The Buffs held the edge in return yardage ... **1-0**. There were no punt or fumble returns, no miscellaneous returns, and the only yard game on the lone interception and return of the game. And then against Arizona, the Wildcats had a **6-0** edge (a single punt return).

► Through 11 games in 2019, CU had not allowed a non-offensive score; but Utah's punt return score in the finale prevented the Buffaloes not allowing an opponent to record at least one touchdown by a return since 2006 (and that's the only season over the last 29 years, since CU did not allow one for three straight seasons: 1989-90-91). The one at Utah shouldn't have counted; a blatant block in the back when unnoticed, ending the chance for some minor history.

**300/100/100**

The Buffaloes have now had **15** occasions in their history with a 300-yard passer, 100-yard rusher and 100-yard receiver, with **Steven Montez** is the quarterback involved the most (six), while Devin Ross has been a participant in the most at receiver (four) and Phillip Lindsay and Travon McMillian the most at running back (three). Colorado is **9-6** in these games:

**COLORADO'S 300/100/100 GAMES**

Date	Opponent	Score	Quarterback	Rusher	Receiver
Oct. 12, 1996	OKLAHOMA STATE	W 35-13	Koy Detmer (402)	Lendon Henry (101)	Rae Carruth (166)
Sept. 11, 1999	SAN JOSE STATE	W 63-35	Mike Moschetti (465)	Cortlen Johnson (104)	Marcus Stiggers (174)
Nov. 26, 1999	NEBRASKA (OT)	L 27-30	Mike Moschetti (317)	Cortlen Johnson (135)	Javon Green (100)
Oct. 23, 2004	Texas A&M	L 26-29	Joel Klatt (346)	Bobby Purify (130)	Dusty Sprague (101)
Nov. 6, 2010	at Kansas	L 45-52	Cody Hawkins (322)	Rodney Stewart (175)	Paul Richardson (141)
Sept. 22, 2012	at Washington State	W 35-34	Jordan Webb (345)	Tony Jones (105)	Nelson Spruce (103)
Nov. 1, 2014	WASHINGTON	L 23-38	Sefo Liufau (314)	Michael Adkins (109)	Nelson Spruce (138)
Oct. 31, 2015	at UCLA	L 31-35	Sefo Liufau (312)	Patrick Carr (100)	Devin Ross (101)
Sept. 24, 2016	at Oregon	W 41-38	<b>Steven Montez</b> (333)	Steven Montez (135)	Devin Ross (153)
Nov. 19, 2016	WASHINGTON STATE	W 38-24	Sefo Liufau (345)	Phillip Lindsay (144) and Sefo Liufau (108)	Devin Ross (121)
Sept. 16, 2017	NORTHERN COLORADO	W 41-21	<b>Steven Montez</b> (357)	Phillip Lindsay (151)	Devin Ross (143)
Oct. 28, 2017	CALIFORNIA	W 44-28	<b>Steven Montez</b> (347)	Phillip Lindsay (161)	Shay Fields (101)
Aug. 31, 2018	Colorado State	W 45-13	<b>Steven Montez</b> (338)	<b>Travon McMillian</b> (103)	<b>Laviska Shenault</b> (211) and <b>K.D. Nixon</b> (112)
Oct. 6, 2018	ARIZONA STATE	W 28-21	<b>Steven Montez</b> (328)	<b>Travon McMillian</b> (136)	<b>Laviska Shenault</b> (127)
Oct. 27, 2018	OREGON STATE	L 34-41 (OT)	<b>Steven Montez</b> (319)	<b>Travon McMillian</b> (132)	<b>K.D. Nixon</b> (198)

**DID YOU KNOW?** Colorado is one of 29 schools to have had at least one member in all 14 years of the **NFF Hampshire Honor Society** (2007-19)? The Buffaloes are the only Pac-12 Conference school to do so and are one of just seven FBS/Division I schools recognized with the honors.

**CAREER GAMES PLAYED/STARTED CHART**

Listed below are the career games played/started for the players on the 2019 Colorado Buffaloes. The players on the opening camp roster collectively had played in 767 games, with just 237 starts (the fewest by a returning team since info started being tracked in 1984. The list through Oct. 31 (includes the '16 Alamo Bowl):

Player	G	GS	Player	G	GS	Player	G	GS	Player	G	GS	Player	G	GS
ALFANO	0	0	FOSU	0	0	LEWIS, I.	21	0	POHAHAU	0	0	STEFANO	28	—
ANGLIN	0	0	FRANCIS	2	0	LUCKETT	5	2	POPLAWSKI	9	0	STILLWELL	4	0
APPLETON	4	0	GONZALEZ	0	0	LYLE	0	0	PRICE, E.	6	—	STRIKER	0	0
ARIAS	24	0	GRANT	0	0	LYNCH, D.	0	0	PURSELL	19	17	THOMAS	5	0
BEDELL	0	0	GROTH	0	0	LYNCH, M.	0	0	RAKESTRAW	36	11	TOWNSEND	0	0
BELL	15	0	GUSTAV	3	0	LYTLE, C.	15	0	RAY	12	0	TRAVIS	0	0
BETHEL	0	0	HAM	4	0	LYTLE, T.	7	0	RICE	0	0	TRUJILLO	8	6
BLACKMON	12	5	HARRIS	0	0	MAGRI	23	0	ROBINSON	11	0	VAN DIEST	18	5
BROUSSARD	0	0	HARRISON	0	0	MANGHAM	12	1	RODDICK	12	2	WATERS	0	0
CARPENTER	0	0	HORNE	0	0	MILLER, C.	10	4	RODMAN	12	2	WATTS	0	—
CATE	0	0	JACKSON, Ja.	17	0	MILLER, K.	0	0	RUSSELL	24	14	WELLS	22	16
CHANDLER	0	0	JACKSON, Ju.	0	0	MONTGOMERY	4	0	SAMI	11	11	WILEY	0	0
CHRISTIAN-LICHTEN	0	0	JOHNSON, A.	1	0	MURRAY	2	0	SCHMANSKI	0	0	WILLIAMS, Al.	0	0
CICCARONE	0	0	JOHNSON, M.	21	21	NEWMAN	16	0	SCOFIELD	0	0	WILLIAMS, Au.	12	0
CLAYTON-JOHNSON	0	0	JONES, A.	29	6	NIXON	35	19	SEAVALL	0	0	WILLIAMS, M.	0	0
DAVIS	11	0	JORDAN	12	2	NOYER	20	0	SENN	0	0	WILLIS	0	0
DEITCHMAN	0	0	JYNES	3	0	OATS	0	0	SHENAU	4	0	WRAY	0	0
DOSS	5	0	KUTSCH	24	12	ORTEGA	0	0	SHERMAN	24	21	<b>2020 TOTALS</b>	<b>767</b>	<b>237</b>
DROSOS	0	0	LANDMAN	35	24	PASSARELLO	0	0	SIMON	0	0	<b>2019 TOTALS</b>	<b>1405</b>	<b>443</b>
FAURIA	0	0	LANG	23	12	PELL	4	0	SMITH, A.	0	0			
FILLIP	10	2	LEE	0	0	PERRY, M.	9	1	SMITH, D.	12	0			
FISHER	0	0	LEMONIOUS-CRAIG	0	0	PERRY, Q.	1	0	STACKS	0	0			
FONTENOT	23	11	LEWIS, B.	0	0	PITTMAN	0	0	STANLEY	15	10			

**Returning Highs & Lows:**

**MOST GAMES:** 1,080 (2005), 1,072 (2016), 1,053 (2006), 1,027 (2017), 924 (2001). **MOST STARTS:** 412 (2016), 327 (2015), 326 (2001), 314 (2014), 313 (2010).

**FEWEST GAMES:** 674 (2012), 694 (2000), 752 (2019), 761 (2004), 767 (2020). **FEWEST STARTS:** 179 (2019), 182 (2004), 193 (2018), 220 (1995), 223 (2000, 2012).

**LAST TRUE FRESHMEN TO START:** CB Tarik Lockett, TB Jaren Mangham, S Mark Perry, DT Na'im Rodman, CB K.J. Trujillo (2019); DE Israel Antwine, OT Frank Fillip, WR Dimitri Stanley (2018); TB Patrick Carr, CB Nick Fisher, CB Isaiah Oliver, ILB Grant Watanabe (2015); WR Shay Fields, WR Donovan Lee, DE Christian Shaver, S Evan White (2014).

**LAST TRUE FRESHMEN TO START AT QUARTERBACK:** Sefo Liufau (2013), Tyler Hansen (2008), Craig Ochs (2000), Koy Detmer (1992). **IN A SEASON OPENER:** Has not occurred.

**LAST TRUE FRESHMEN TO START AT RUNNING BACK:** TB Patrick Carr (2015), Michael Adkins II (2013), Donta Abnon, Christian Powell (2012); Darrell Scott (2008), Rodney Stewart (2008), Brian Lockridge (2007), Brian Calhoun (2002), Marcus Houston (2000). **IN A SEASON OPENER:** Kent Kahl (1991).

**LAST REDSHIRT FRESHMEN TO START:** OG Casey Roddick, DT Jalen Sami, WR Dimitri Stanley (2019), DE Terrance Lang, CB Chris Miller, OG Jake Moretti, C Colby Pursell, TE Brady Russell, OT William Sherman, OLB Carson Wells (2018); CB Trey Udoffia (2017); OT Aaron Haigler, OG Tim Lynott, QB Steven Montez (2016).

**LAST PLAYERS TO START FOR THE FIRST TIME AS A SENIOR:** TE Beau Bisharat, S Lucas Cooper, OLB Nu'umotu Falo, OT Arlington Hambricht, TE Jalen Harris, S Mikial Onu, OG Jack Shutack, OLB Alex Tchangam (2019); TB Kyle Evans, TB Travon McMillian, S Kyle Trego (2018); Six players in 2011.

**LAST PLAYERS TO START WHILE A WALK-ON:** OG Jack Shutack (2019); FS Ryan Moeller (2014); FB Jordan Murphy (2013); WR Dusty Ebner, C Keenan Stevens (2009).

**STARTING STREAKS**

Through all games in 2019, **ILB Nate Landman** has made the most consecutive starts with 24; he is followed by **OT Will Sherman** (21) and **OG Kary Kutsch** (12), **OLB Carson Wells** (9), **S Derrion Rakestraw** (9) and **DE Terrance Lang** (8).

**20 MADE FIRST CAREER STARTS IN 2019**

In the 2019 season opener against Colorado State in Denver, eight Buffaloes made their first career starts: **OLB Nu'umotu Falo**, **TB Alex Fontenot**, **OT Arlington Hambricht**, **OG Kary Kutsch**, **S Aaron Maddox**, **S Mikial Onu**, **DT Jalen Sami** and **ILB Jonathan Van Diest**. This Saturday, a handful of players will also be making their first career starts.

**Historically:** Only 13 true freshmen have started from scrimmage for CU in a season opener: **TB Billy Waddy**, 1973 (at Louisiana State); **CB Victor Scott** and **OLB Scott Hardison**, 1980 (at UCLA); **HB Eric Bieniemy**, 1987 (vs. Oregon); **OG Clint Moore**, 1991 (vs. Wyoming); **ILB Jordon Dizon**, 2004 (vs. Colorado State); **CB Greg Henderson**, 2011 (vs. Hawaii); **CB Kenneth Crawley** and **WR Gerald Thomas**, 2012 (vs. Colorado State); **ILB Addison Gillam**, 2013 (vs. Colorado State); **WR Shay Fields** and **DE Christian Shaver**, 2014 (vs. Colorado State); and **DE Israel Antwine**, 2018 (vs. Colorado State); add a 14th for the first play of the game/season on special teams (kickoff coverage team): **PK Kevin Eberhart** (2003, kicked off vs. CSU in Denver).

**ANNUAL FIRST-TIME STARTERS:** 1984 (29), 1985 (9), 1986 (15), 1987 (14), 1988 (16), 1989 (7), 1990 (16), 1991 (23), 1992 (15), 1993 (7), 1994 (6), 1995 (11), 1996 (8), 1997 (14), 1998 (27), 1999 (14), 2000 (16), 2001 (12), 2002 (16), 2003 (20), 2004 (12), 2005 (11), 2006 (24), 2007 (18), 2008 (15), 2009 (18), 2010 (21), 2011 (21), 2012 (21), 2013 (12), 2014 (14), 2015 (23); 2016 (5); 2017 (11); 2018 (24); **2019 (20)**.

**EXPERIENCE ANALYSIS**

A look at annual fluctuations in the percentage of upperclassmen starting games over the two decades at Colorado; in **2012**, the Buffaloes started its fewest seniors believed ever (**17.8%**) and a record number of freshmen (**28.0%**; **21.6%** true frosh). A year-by-year glance at starts by class since 1999:

Season	G	SR	JR	SO	FR	(RS-True)	UpperCl%	Fr-Pct.	Season	G	SR	JR	SO	FR	(RS-True)	UpperCl%	Fr-Pct.
1999	12	115	42	86	21	(20-1)	59.5	8.0	2010	12	82	111	37	34	(22-12)	73.1	12.9
2000	11	55	116	38	33	(15-18)	70.7	13.6	2011	13	141	55	57	33	(10-23)	68.5	11.5
2001	13	102	95	83	7	(7-0)	68.9	2.4	2012	12	47	84	59	74	(17-57)	49.6	28.0
2002	14	155	130	14	9	(0-9)	92.5	2.9	2013	12	70	92	69	33	(4-29)	61.4	12.5
2003	12	105	49	78	32	(14-18)	58.3	12.1	2014	12	83	50	96	35	(18-17)	50.4	13.3
2004	13	72	103	100	11	(0-11)	61.2	3.8	2015	13	59	110	86	31	(25-6)	59.1	11.7
2005	13	116	112	48	10	(4-6)	79.7	3.5	2016	14	141	116	27	24	(24-0)	83.4	7.8
2006	12	92	84	73	15	(11-4)	66.7	5.7	2017	12	127	85	44	8	(8-0)	80.3	3.1
2007	13	89	106	42	49	(29-20)	68.2	17.0	2018	12	91	66	57	50	(35-15)	59.5	18.9
2008	12	106	54	63	41	(24-17)	60.6	15.5	2019	12	86	77	68	33	(21-12)	61.7	12.5
2009	12	57	90	89	28	(24-4)	55.7	10.6	<b>2020</b>	<b>0</b>	<b>0</b>	<b>0</b>	<b>0</b>	<b>0</b>	<b>(0-0)</b>	<b>0.0</b>	<b>0.0</b>



**2020 PARTICIPATION CHART**

The participation chart for the 2020 Colorado Buffaloes; KEY: **S**—started; **✓**—played; **DNP**—dressed, but did not play; **INJ**—injured/illness; **SSP**—suspended; (—)—denotes did not dress; ●—saw first action as a Buffalo in 2020:

Player	UCLA	Stan	ASU	USC	UA	UU	TBD
ANGLEN							
APPLETON							
ARIAS							
BEDELL							
BELL							
BETHEL							
BLACKMON							
BROUSSARD							
CARPENTER							
CATE							
CHANDLER							
CHRISTIAN-LICHTENHAN							
CICCARONE							
CLAYTON-JOHNSON							
DAVIS							
DEITCHMAN							
DOSS							
DROSOS							
FAURIA							
FILLIP							
FISHER							
FONTENOT							
FOSU							
FRANCIS							
GONZALEZ							
GRANT							
GROTH							
GUSTAV							
HAM							
HARRIS							
HARRISON							
HORNE							
JACKSON, Ju.							
JOHNSON, A.							
JOHNSON, M.							
JONES							
JORDAN							
JYNES							
KUTSCH							
LANDMAN							
LANG							
LEE							
LEMONIOUS-CRAIG							
LEWIS, B.							
LEWIS, I.							
LUCKETT							
LYNCH, D.							
LYNCH, M.							
LYTLE, C.							
LYTLE, T.							
MAGRI							
MANGHAM							
MILLER, C.							

MILLER, K.	
MONTGOMERY	
MURRAY	
NIXON	
NOYER	
OATS	
ORTEGA	
PELL	
PERRY, M.	
PERRY, Q.	
PITTMAN	
POHAHAU	
POPLAWSKI	
PRICE	
PURSELL	
RAKESTRAW	
RAY	
RICE	
ROBINSON	
RODDICK	
RODMAN	
RUSSELL	
SAMI	
SCHMANSKI	
SCOFIELD	
SEAVALL	
SENN	
SHENAULT	
SHERMAN	
SIMON	
SMITH, A.	
STACKS	
STANLEY	
STEFANOU	
STENSTROM	
STILLWELL	
STRIKER	
THOMAS	
TOWNSEND	
TRAVIS	
TRUJILLO	
VAN DIEST	
WATTS	
WELLS	
WILEY	
WILLIAMS, AI.	
WILLIAMS, Au.	
WILLIAMS, M.	
WILLIS	
WRAY	
DRESSED	xx
PLAYED	xx

**Inactive/Ineligible (2020):** Alfano, Byrd, Hall, Jacob. **Injured/Season:** D. Smith.  
**Opt-Out:** Newman.

Player	UCLA	Stan	ASU	USC	UA	UU	TBD
--------	------	------	-----	-----	----	----	-----

**32 PLAYERS SAW FIRST CU ACTION IN 2019**

A total of **32** players had their first action in a CU uniform this season (16 did so against Colorado State in the opener, considerably down from the record 34 a year ago). Here is the breakdown by class of those players (\*—mainly special teams duty):

**TRUE FRESHMEN (14):** TB \*Joe Davis, OLB \*Joshka Gustav, ILB \*Marvin Ham, OL Austin Johnson, DT Janaz Jordan, CB Tarik Luckett, TB Jaren Mangham, DT Lloyd Murray, OLB \*Alec Pell, S Mark Perry, DT Na'im Rodman, WR La'Vontae Shenault, CB K.J. Trujillo, DT Austin Williams. **REDSHIRT FROSH (8):** C Joshua Jynes, OL Kanan Ray, LB Ray Robinson, OL Casey Roddick, DT Jalen Sami, TB Deion Smith, QB Blake Stenstrom, CB Dylan Thomas. **SOPHOMORES (4):** CB \*Curtis Appleton, TE \*Legend Brumbaugh, DE Jeremiah Doss, TE Luke Stillwell. **JUNIORS (3):** ILB Jash Allen, OLB Jamar Montgomery, ILB Quinn Perry. **GRADUATE TRANSFERS (3):** OT Arlington Hambright, TE Jalen Harris, S Mikial Onu.

Recent counts: **32** (2019), **45** (2018), **25** (2017), **23** (2016), **35** (2015), **26** (2014), **18** (2013), **26** (2012), **33** (2011), **26** (2010), **22** (2009), **30** (2008).

**LINDY'S LIKES BOULDER**—Lindy's Sports College Football gave CU two high rankings in its annual list of lists: **Ralphie** was named the No. 1 live mascot in the nation, and **Folsom Field** was selected as the third best stadium to "take a selfie."

**HEAD COACH KARL DORRELL**

**Karl Dorrell** is in his first season as the head coach at Colorado, his sixth as a head coach on the collegiate level; he was named CU's 27th full-time coach on February 23, 2020: he is **0-0** at Colorado and owns an overall **35-27** record. A truly veteran coach with a pedigree second to none, he started as a graduate assistant at his alma mater (UCLA) in 1988 and has spent the last 32 seasons coaching football, almost evenly split between college (18 years) and the National Football League. He joined the Buffaloes from the Miami Dolphins, where he coached the wide receivers in 2019 and had just been promoted to assistant head coach, but Dorrell was no stranger to Colorado and Boulder. **Bill McCartney** hired him ahead of the 1992 season as CU's receivers coach, his first Division I-A/FBS job; he left CU for one year at Arizona State in 1994, but when **Rick Neuheisel** was named head coach after McCartney retired, he returned for his second stint at the school, this time as offensive coordinator, receivers and quarterbacks coach for the 1995-98 seasons until he accompanied Neuheisel to the University of Washington in 1999. The lure of the state of Colorado brought him back a third time, in this instance as the wide receivers coach for the Denver Broncos for the 2000, 2001 and 2002 seasons until his alma mater came calling and named him its head coach. He was 35-27 in five seasons at UCLA (2003-07), and would then go on to spend 12 of the next 13 years in the NFL.



	Overall	Home	Road	Neutral	2nd Half	Ranked	Unranked	Non-league	League	Bowls
<b>Dorrell at Colorado.....</b>	<b>0-0</b>	<b>0-0</b>	<b>0-0</b>	<b>0-0</b>	<b>0-0</b>	<b>0-0</b>	<b>0-0</b>	<b>0-0</b>	<b>0-0</b>	<b>0-0</b>
<b>Dorrell / Career.....</b>	<b>35-27</b>	<b>24-7</b>	<b>10-17</b>	<b>1-3</b>	<b>13-19</b>	<b>6-13</b>	<b>29-14</b>	<b>11-9</b>	<b>24-18</b>	<b>1-3</b>
<b>COLORADO STREAKS:</b> 2-game plus wins, 2-game plus losses: <b>0, 0</b> . 3-game plus wins, 3-game plus losses: <b>0, 0</b> . 4-game plus wins, 4-game plus losses: <b>0, 0</b> . 5-game plus wins, 5-game plus losses: <b>0, 0</b> . 6-game plus wins, 6-game plus losses: <b>0, 0</b> . Longest winning streak: <b>0</b> . Longest losing streak: <b>0</b> .										

**DORRELL / COACHING EXPERIENCE**

<b>1988</b>	UCLA	Graduate Assistant (offense)	<b>2000-02</b>	Denver (NFL)	Receivers
<b>1989</b>	Central Florida	Receivers	<b>2003-07</b>	UCLA	Head Coach
<b>1990-91</b>	Northern Arizona	Offensive Coordinator/Receivers	<b>2008-10</b>	Miami (NFL)	Receivers
<b>1992-93</b>	Colorado	Receivers	<b>2011</b>	Miami (NFL)	Quarterbacks
<b>1994</b>	Arizona State	Passing Game Coordinator/Receivers	<b>2012-13</b>	Houston (NFL)	Quarterbacks
<b>1995-97</b>	Colorado	Offensive Coordinator/Receivers	<b>2014</b>	Vanderbilt	Offensive Coordinator/Quarterbacks
<b>1998</b>	Colorado	Offensive Coordinator/Quarterbacks/Receivers	<b>2015-18</b>	New York Jets (NFL)	Receivers
<b>1999</b>	Washington	Offensive Coordinator/Receivers	<b>2019</b>	Miami (NFL)	Receivers (promoted to Asst. Head Coach for 2020)

- ◆ Dorrell, 56, has coached in a total of **428** football games in his career (**62** as a collegiate head coach; **106** as a Division I assistant for **168** total in NCAA Division I/FBS; **22** as an I-AA/FCS assistant and **10** in Division II); plus **228** as an assistant in the NFL (224 regular season, four playoff).
- ◆ He has coached in eight bowl games (1993 Fiesta, 1993 Aloha, 1996 Cotton, 1999 Holiday, 2003 Silicon Valley, 2004 Las Vegas, 2005 Sun, 2006 Emerald).
- ◆ In his two previous stints at Colorado, the Buffaloes were 50-19-2 (17-5-2 under Bill McCartney, 1992-93; 33-14 under Rick Neuheisel, 1995-98).
- ◆ He is the third African-American head football coach at Colorado, as **Jon Embree** headed the program in 2011-12 and Mel Tucker (2019). He joins **David Shaw** (10th year at Stanford), **Herm Edwards** (third season at Arizona State), **Kevin Sumlin** (third season at Arizona) and **Jimmy Lake** (first-year at Washington) as Black head coaches in the Pac-12 Conference.
- ◆ How much did Dorrell and his family love Colorado? They had a house built here in nearby Lafayette as he decided that when his coaching days were over, they wanted to retire to the state. Thus, this is definitely his dream job and he was actually headed to town for a few days prior to planning to attend the 2020 NFL Combine when he got the call from athletic director **Rick George** about interviewing for the vacant head coaching position.
- ◆ In his first two stints at Colorado, he coached three All-Americans (**Michael Westbrook** in 1992, **Charles Johnson** in 1993, **Rae Carruth** in 1996), \_\_\_ All-Conference (Big 8 or Big 12) performers on various levels (receivers Westbrook, Johnson, Carruth, **Phil Savoy** all first-team, along with **Darrin Chiaverini**, **Javon Green** and **James Kidd** and quarterback Mike Moschetti). Johnson, Westbrook and Carruth were all first round NFL draft picks.
- ◆ Dorrell is not the first to be hired as the head coach at Colorado who previously was an assistant coach at the school; in fact, he is the fifth. He joins an impressive list of those who spent time in Boulder as an assistant before being named head coach: **Frank Potts** (assistant for the 1927-39, 1941-43 and 1946-47 seasons), **Rick Neuheisel** (1994), **Gary Barnett** (1984-91) and **Jon Embree** (1993-2002). Dorrell joined the Buffs the season after Barnett was named head coach at Northwestern, and Neuheisel actually had replaced Dorrell on the Colorado staff under **Bill McCartney**.
- ◆ Dorrell is also the third CU coach to take over the program after signing day: **Chuck Fairbanks** arrived in Boulder on April 4, 1979 after a lengthy court battle with the New England Patriots to release him from their contract, and McCartney was hired on June 9, 1982 after Fairbanks left to coach New Jersey in the fledgling United States Football League (USFL).
- ◆ Dorrell will become the seventh Colorado head coach to have their debut at the reins of the program televised nationally (ESPN2), as he will join **Chuck Fairbanks** (ESPN; 1979 vs. Oregon), **Rick Neuheisel** (ABC; 1995 at Wisconsin), **Gary Barnett** (FOX; 1999, Colorado State in Denver), **Jon Embree** (ESPN2; 2011 at Hawai'i), **Mike MacIntyre** (CBS-SN; 2013, Colorado State in Denver) and **Mel Tucker** (ESPN; 2019, Colorado State in Denver).
- ◆ A 1986 graduate of UCLA, earning his bachelor's degree in Psychology, also earning a minor in Business Administration. A member of **Terry Donahue's** seventh recruiting class at UCLA, he lettered four years at wide receiver for the Bruins (and actually played a game against CU in Boulder in 1982; he caught one pass for 23 yards from **Rick Neuheisel**). He played his entire Bruin career for Donahue, who would coach UCLA for 20 seasons (1976-95).
- ◆ **CONTRACT.** Dorrell was officially named CU's 27th full-time head coach on Feb. 23, 2020, and signed a 5-year contract worth \$18 million overall (\$500,000 base; \$1.2 million radio/TV income & public appearances; \$1.2 million with promotions and fundraising income), plus various annual incentives that add to \$300,000. The radio/TV income and promotion/fundraising components will increase annually by \$100,000; thus \$3.2 million for the first year, \$3.4 for the second, etc., not including additional income from any of several incentive components. The contract runs through Dec. 31, 2024.
- ◆ **Dorrell** is not a voter for the 2020 *USA Today*/ESPN Coaches poll; coaches are selected by a random draw. CU's head coach voted every season from 1987-2009, and the Buffalo coach has had a vote now for the 29 of the last 34 seasons.

[illegible]



**DORRELL / DID YOU KNOW**

- In his first two seasons at Colorado under **Bill McCartney** (1992-93), he coached the wide receivers; he returned as offensive coordinator from 1995-98 under **Rick Neuheisel**, also coaching the receivers. Neuheisel coached the quarterbacks from '95 through '97, then added the quarterbacks to Dorrell's coaching chores in 1998. When Neuheisel was hired by Washington in January 1999, Dorrell accompanied him and became the Huskies offensive coordinator and receivers coach, where he coached future NFL receiver **Dane Looker**.
- In his first game ever as an offensive coordinator – for Colorado on Sept. 2, 1995 at No. 21 Wisconsin, he called one of the best games by any offensive coordinator on the road against a ranked team in college football history. The Buffs rolled up 507 yards of offense (278 passing, 229 rushing) in a 43-7 win over the Badgers. It remains the most points and yards on the road against any opponent, much less a ranked foe, in the first game by an offensive coordinator in CU history.
- In his career he has coached a College Hall of Famer (**Michael Westbrook**); a Fred Biletnikoff Award finalist (**Rae Carruth**); three pairs of 1,000-yard receivers in the same season (Westbrook, **Charles Johnson** at CU; **Rod Smith** and **Ed McCaffrey** at the Denver Broncos; **Brandon Marshall** and **Eric Decker** at the N.Y. Jets); four Pro Bowl selections (Smith in 2000, 2001; Matt Schaub in 2012; Marshall in 2015); three first round draft picks (Westbrook, No. 4 overall; Johnson, Carruth), and five CU receivers in all being selected (Phil Savoy in '98 and Darrin Chiaverini in '99).
- In his two previous stints at Colorado, he coached **seven** receivers who are still among the top 20 in school history in receptions and yards. And of the **18** games at Colorado where two receivers gained 100 or more yards in the same game, he coached in **seven** of those contests.
- Dorrell's UCLA teams were **24-7** at home (**77.4** winning percentage); that included a **6-3** mark against ranked teams. His 2005 team finished with a 10-3 record, as he was selected as the Pacific 10 Conference's co-coach of the year.
- In the history of college football, **655** different head coaches have led their teams to bowl games. Of those, only **32** coached their first five teams into the postseason, and Dorrell is one of those 32, as all five of his teams at UCLA played in postseason bowls. His streak is one of only **five** who are currently active among the 130 FBS head coaches: **12** seasons—Dabo Swinney, Clemson; **9**—James Franklin, Vanderbilt/Penn State; **8**—Gus Malzahn, Arkansas State/Auburn; **6**—Blake Anderson, Arkansas State; **5**—**Karl Dorrell, UCLA (Colorado)**; next up: **4**—Kirby Smart, Georgia. Others among the 32 include Tom Osborne, Nebraska (first 25 teams coached earned bowl invitations), Bob Stoops, Oklahoma (18), Lloyd Carr, Michigan (13), Phillip Fulmer, Tennessee (13), Jim Tressel, Ohio State (10), Pete Carroll, USC (9), Mike Leach, Texas Tech/Washington State (9), David Shaw, Stanford (8), Chris Peterson, Boise State (7), Troy Calhoun, Air Force (6), Larry Coker, Miami-Fla. (6) and Jimbo Fisher, Florida State (6). *(Twenty-five have coached their first six teams into the postseason; 20 their first seven.)*

- **Developing Players.** Throughout his career, Dorrell has been challenged to develop rookies as well as take veterans to the next level. Some examples:

**Charles Johnson & Michael Westbrook, Colorado.** Dorrell arrived at CU in an offseason where the Buffaloes were converting from an option offense for the previous seven seasons to a one-back, pro-style passing attack. But CU hadn't really recruited for that style of an offense so as a young coach, he had great challenge from the get-go. The end result? The pair combined for 133 receptions for 2,209 yards and 13 touchdowns, averaging a 16.6 yards per catch. The pair alone combined for more receiving yards than any of the previous seven CU teams had for a season.

**Rae Carruth.** Before his well-documented troubles after graduating from CU, Carruth was a first-team All-American receiver in 1996. He emerged from the shadows of former teammates Johnson and Westbrook to have back-to-back 1,000-yard seasons, joining Johnson as the only duo to accomplish the feat in program history at the time. Over his final two seasons, Carruth had monster numbers: 107 catches for 2,124 yards (19.9 yards per) and 17 touchdowns, with 75 of those receptions earning first downs.

**Rod Smith, Denver Broncos.** In his first five seasons in the NFL, he caught 257 passes for 3,811 yards and 25 touchdowns; with Dorrell as his position coach for three years (2000-02), he had 302 receptions for 3,972 yards and 24 TDs.

**Ed McCaffrey, Denver Broncos.** McCaffrey was in his 10th NFL season, his sixth with the Broncos, when he first came under the tutorship of Dorrell for the 2000 season. He would post career-high numbers that season: 101 receptions for 1,317 yards (with 9 touchdowns). In 2001, he suffered a broken leg in the season opener, but he would come back under Dorrell's supervision to start all 16 games in 2002, making 69 grabs for 903 yards and two scores.

**Ashley Lelie, Denver Broncos.** Dorrell had him for his rookie season in 2002, playing a significant role in his early development, when he emerged with the third-best numbers by the receivers on the team. Two years later, he would become a 1,000-yard receiver teaming with Smith.

**Brandon Marshall, N.Y. Jets.** Coming off a season with the Chicago Bears that saw him produce the lowest numbers of his career since he became a starter, Marshall rebounded the second time he was under Dorrell's coaching in 2015 to have his second best season in his 13-year career, catching 109 balls for 1,502 yards and a league-high 14 touchdowns. He had two 1,000-yard seasons with Dorrell earlier in the decade at Miami.

**Robby Anderson, N.Y. Jets.** Signed by the Jets as an undrafted free agent out of Temple, he started eight games as a rookie and had been a regular ever since. He caught 42 passes for 587 yards (two TDs) as a rookie in 2016, and under Dorrell's wing, caught 113 the next two seasons for 1,693 yards and 13 touchdowns, averaging a healthy 15.0 yards per catch.

**DaVante Parker, Miami Dolphins.** Parker at best was an average receiver in his first four years in the NFL. Dorrell coached him in his fifth season in the league, and finished with career highs across the board – 72 receptions for 1,202 yards and nine touchdowns – he really came on during the second half of the year when Dorrell's coaching really took hold (48 catches for 859 yards and six scores over the final nine games), averaging an "old school" 17.9 yards per catch during that span).

**Davone Bess, Miami Dolphins.** An undrafted free agent out of Hawai'i, Bess would blossom under Dorrell's coaching. He caught 54 passes as a rookie in 2008, and in four years with Dorrell as his position coach, he would catch 260 passes for 2,669 yards and 11 TDs. In 2010, he teamed with Brandon Marshall to form one of the top pass-catching duos in the league, their 165 combined receptions the most by a tandem in team history.

**Brian Hartline, Miami Dolphins.** A fourth round pick out of Ohio State by the Dolphins in the 2009 draft, he was the fourth receiver on the depth chart while Dorrell was with the club. But he still got his coaching early on in his career, and when the top of the depth cleared due to attrition, he would emerge as a two-time, 1,000-yard receiver in 2012 and 2013.

**Matt Moore, Miami Dolphins.** Dorrell also parlayed his coaching influences when he has had the opportunity to coach quarterbacks. In 2011, he molded Moore, who had started 13 games in his first three years in the league, into the team's starter who completed 60.5 percent of his passes for 2,497 yards and 16 touchdowns (his 87.1 rating was the fifth-best in the AFC). Some eight years later, Moore has been one of the league top backup QB's, playing a key role at times in Kansas City's run to its first Super Bowl title in 50 years.

**Matt Schaub, Houston Texans.** In 2012, Schaub led the Texans to a 12-4 record and the AFC South Division title by passing for 4,008 yards and 22 touchdowns. His rating (90.7) was the fourth-best in the AFC and ninth-best overall in the league. It was his second best career among 16 seasons in the NFL (2004-19), and those numbers came in a year after he missed six games due to injury the year before.



## CU, STANFORD LEAD IN AFRICAN-AMERICAN HEAD COACHES

CU is one of two schools on the FBS/Division I-A level to have had three African-American head coaches lead their football programs. Since Wichita State hired **Willie Jeffries** in 1979 as the first black head coach in college football's top division, just nine schools have had as many as two full-time AA coaches. The list:

School	No.	Coaches (Seasons)
Colorado	3	<b>Jon Embree</b> (2011-12), <b>Mel Tucker</b> (2019), <b>Karl Dorrell</b> (2020-)
Stanford	3	<b>Dennis Green</b> (1989-91), <b>Tyrone Whittingham</b> (1995-2001), <b>David Shaw</b> (2011-present)
Bowling Green	2	<b>Dino Babers</b> (2014-15), <b>Mike Jinks</b> (2016-18)
East Carolina	2	<b>Ruffin McNeill</b> (2010-15), <b>Scottie Montgomery</b> (2016-18)
Louisville	2	<b>Ron Cooper</b> (1995-97), <b>Charlie Strong</b> (2010-13)
Michigan State	2	<b>Bobby Williams</b> (1999-2002), <b>Mel Tucker</b> (2020-)
New Mexico State	2	<b>Tony Samuel</b> (1997-2004), <b>DeWayne Walker</b> (2009-13)
South Florida	2	<b>Willie Taggart</b> (2013-16), <b>Charlie Strong</b> (2017-19)
Vanderbilt	2	<b>James Franklin</b> (2011-13), <b>Derek Mason</b> (2014-present)

## DORRELL'S 1,000-YARD RECEIVERS

Over the course of his career, Karl Dorrell has had a role in coaching 11 different receivers to 18 1,000-yard seasons. The list:

Year	Team	Players, Totals (No-Yards-TD)
1992	Colorado	Charles Johnson (57-1149-5) Michael Westbrook (76-1060-8)
1993	Colorado	Charles Johnson (57-1082-9)
1994	Northern Arizona	Rod Alexander (63-1028-6)
1995	Colorado	Rae Carruth (53-1008-9)
1996	Colorado	Rae Carruth (54-1116-8)
2000	Denver (NFL)	Rod Smith (100-1602-8) Ed McCaffrey (101-1317-9)
2001	Denver (NFL)	Rod Smith (113-1343-11)
2002	Denver (NFL)	Rod Smith (89-1027-5)
2003	UCLA	Craig Bragg (73-1065-5)
2010	Miami (NFL)	Brandon Marshall (86-1014-3)
2011	Miami (NFL)	Brandon Marshall (81-1214-6)
2015	N.Y. Jets (NFL)	Brandon Marshall (109-1502-14) Eric Decker (80-1027-12)
2019	Miami (NFL)	DaVante Parker (72-1202-9)
Year	Team	Players, Totals (No-Yards-TD)

## WHAT THEY'VE SAID ABOUT KARL DORRELL

### BRIAN FLORES, Miami Dolphins Head Coach (2019-present)

*"The University of Colorado hit a home run hiring Karl as their head coach. I'm excited for him to have this opportunity. He is a great teacher and excellent leader. He is a coach I would want my kids to play for."*

### BILL MCCARTNEY, Colorado Head Football Coach (1982-94)

*"Awesome, that's fabulous. Karl Dorrell is the real deal. He's genuine, he's authentic and extremely talented. I'm a Buff to the core, through and through, and this really excites me. This is a big, big deal and I am thrilled and overjoyed. Why? Because you have to get the right people in leadership, everything comes down to leadership. And with CU getting a man like Karl to lead the program, that's a feather in Rick George's cap. When Rick came on board for us (as recruiting coordinator in 1987), he improved our recruiting, and 30 years later, he's still getting it done."*

### ED MCCAFFREY, Denver Bronco Receiver (1995-2003)

*"Coach Dorrell is a true pro with a wealth of football coaching experience. I enjoyed my time with him as my position coach with the Broncos. His strong communication and intelligent leadership helped us achieve great success as a unit. His return to CU is a good hire for the program and will bring steady hand."*

### MIKE MOSCHETTI, Colorado Quarterback (1998-99)

*"Karl is a smart, hard-nosed football coach who isn't flashy. When he says something, you will trust it, you will run through a wall for him. He has incredible experience, and he knows the challenges and in his previous stops coaching at Colorado in the 1990s, he has recruited to the academic challenges that coaches face with the high standards academic-wise at the University of Colorado. I was at the game in 2006 when his UCLA team beat No. 2 ranked USC and Pete Carroll that kept them out of the BCS title game. I can't wait to see what he does with the Buffs – we have been to just one bowl game in the last 12 or so years, and he led UCLA to five straight bowl games. He knows the tradition, and I know he's grateful for the opportunity to be a head coach again."*

### RICK NEUHEISEL, Colorado Head Football Coach (1995-98)

**(Rick and Karl were teammates at UCLA.)** *"I'm very happy for Karl. Colorado definitely hit a home run. Karl's very knowledgeable, very passionate, and I know he loved his time in Boulder. His strong point is organization and leadership. He's always been an offensive guy, and by spending a lot of time in the NFL, he's learned even more. This is making me a bit nostalgic about the fun we had coaching together with the Buffs and when we played together at UCLA*

*– he was my go-to guy."* (Neuheisel was a quarterback at UCLA, Dorrell his top receiver).

### ROD SMITH, Denver Bronco Receiver (1995-2007)

*"I want to say congratulations to Coach Karl Dorrell and the CU Buffaloes. I had personal experience with him, he took my game to a whole new level. I was doing really well, but when I got with him, in three years (under him) I had over 300-plus catches, pro bowls and all that stuff. He's a technician, he knows what he's doing, he's been around and he's studied with some of the best. I can tell you right now, this team, this program is about to take off. Coach Dorrell, I appreciate you and thank you for everything you've done for me and I'm looking forward to the CU Buffaloes go to a whole new level."*

### KORDELL STEWART, Colorado Quarterback (1991-94)

*"Karl was and is a smart coach, understands all aspects of the game of football. When he was at Colorado when I was there, he had what I would call 'young energy,' to where I think Michael (Westbrook), CJ (Charles Johnson), Phil Savoy and the other receivers really respected him. He made them understand the game through the eyes of a quarterback, which isn't always easy to do. I'm excited about this opportunity for him. With his combination of head coaching experience at UCLA and his time as a position coach in the NFL, he brings a tremendous amount of credibility to the table. I would hope that the players on the team now and the incoming recruits will appreciate that – he's got the background that should earn him an enormous amount of respect. He understands how CU operates, understands the community, knows the lay of the land. It was important for Rick (George) to hire someone who understands the Colorado way and our tradition. Karl fits that mold of what CU is trying to do and will pick up the pieces that were broken with the last coach and put them back together. In time, he will make this thing really work."*

### MICHAEL WESTBROOK, CU All-American Receiver (1991-94)

*"I'm glad to hear that someone with Karl's character will be CU's new coach. I loved Karl. He was a huge disciplinarian, but in both a good and tough way. It was definitely brought to your attention if you weren't doing what you're supposed to do. You come to realize that he'll be tough when he has to be, which is what young kids need, and in the end, that makes you a better player and a better person. He was very much like Bill McCartney in that manner, that was Karl's thing as well, they are cut from that same cloth. I know him, trust him, the program is in good hands and I'll enjoy coming back to watch the Buffaloes play under Karl."*



## 2020 COLORADO FOOTBALL STAFF

<b>Head Coach</b>	Karl Dorrell ( <i>UCLA '86</i> )	<b>Offensive Assistant</b>	Matt Butterfield ( <i>Colorado '10</i> )
<b>Assistant to Head Coach</b>	Emily Funke ( <i>Texas A&amp;M '19</i> )	<b>Quality Control/Offense</b>	Reggie Moore ( <i>UCLA '91</i> )
<b>Offensive Coordinator / Receivers</b>	Darrin Chiaverini ( <i>Colorado '99</i> )	<b>Quality Control/Defense</b>	Bryan Cook ( <i>Ithaca '98</i> )
<b>Passing Game Coordinator / Quarterbacks</b>	Danny Langsdorf ( <i>Linfield '95</i> )	<b>Quality Control/Defense</b>	William Vlachos ( <i>Alabama '11</i> )
<b>Offensive Line</b>	Mitch Rodrigue ( <i>Nicholls State '88</i> )	<b>Quality Control/Special Teams</b>	Chris Reinert ( <i>Vanderbilt '09</i> )
<b>Running Backs</b>	Darian Hagan ( <i>Colorado '96</i> )	<b>Quality Control/Recruiting</b>	Junior Tanuvasa ( <i>N.M. Highlands '09</i> )
<b>Tight Ends</b>	Taylor Embree ( <i>UCLA '12</i> )	<b>Director of Player Personnel</b>	Bob Lopez ( <i>Illinois State '77</i> )
<b>Defensive Coordinator / Inside Linebackers</b>	Tyson Summers ( <i>Presbyterian '02</i> )	<b>Asst. Director of Player Personnel</b>	Chandler Dorrell ( <i>Vanderbilt '17</i> )
<b>Cornerbacks</b>	Demetrice Martin ( <i>Excelsior '06</i> )	<b>Graphic Designer</b>	Bo Savage ( <i>Bethany College '15</i> )
<b>Defensive Line</b>	Chris Wilson ( <i>Oklahoma '92</i> )	<b>Recruiting Assistant</b>	D.J. Bryant ( <i>James Madison '12</i> )
<b>Outside Linebackers</b>	Brian Michalowski ( <i>Arizona State '11</i> )	<b>Recruiting Assistant</b>	Andy Wang ( <i>Kentucky '17</i> )
<b>Safeties</b>	Brett Maxie ( <i>Texas Southern '85</i> )	<b>Recruiting Assistant (Volunteer)</b>	Deontrae Cooper ( <i>CSU-Pueblo '15</i> )
<b>Offensive Graduate Assistant</b>	Jason Grossman ( <i>Akron '19</i> )	<b>Director of Football Video</b>	Jamie Guy ( <i>Cincinnati '98</i> )
<b>Offensive Graduate Assistant</b>	Donovan Williams ( <i>Louisiana '16</i> )	<b>Director of Strength &amp; Conditioning</b>	Drew Wilson ( <i>King's College '00</i> )
<b>Defensive Graduate Assistant</b>	B.J. Johnson ( <i>Georgia Southern '16</i> )	<b>Asst. Strength &amp; Conditioning Coach</b>	Justin Brennan ( <i>Mt. St. Joseph '10</i> )
<b>Defensive Graduate Assistant</b>	Aziz Shittu ( <i>Stanford '16</i> )	<b>Asst. Strength &amp; Conditioning Coach</b>	Cody Stout ( <i>Indianapolis '14</i> )
<b>Director of Football Operations</b>	Bryan McGinnis ( <i>San Jose State '07</i> )	<b>Asst. Strength &amp; Conditioning Coach</b>	Teddy O'Connor ( <i>New Hampshire '12</i> )
<b>Asst. Director of Football Operations</b>	Scott Unrein ( <i>Colorado '11</i> )	<b>Student Assistant Coaches:</b> Curtis Chiaverini, Kolter Smith	

## THE CLASS OF '20

Ahead of the 2020 season, 24 programs including CU hired new head coaches, 10 of whom ( ^ ) are first-time head coaches on the collegiate level. Here's a look at those coaches that make up the "class of 2020" and their records through games of October 31 (Note: Old Dominion opted out of the 2020 season):

<b>Coach, School (2020 record)</b>	<b>W</b>	<b>L</b>	<b>Pct.</b>
Brady Hoke, San Diego State (1-0).....	2	0	1.000
^Shawn Clark, Appalachian State (4-1).....	4	1	.800
Willie Taggart, Florida Atlantic (2-1).....	2	1	.667
^Ryan Silverfield, Memphis (3-2).....	3	2	.600
^Jeff Hafley, Boston College (4-3).....	4	3	.571
Kalen DeBoer, Fresno State (1-1).....	1	1	.500
Todd Graham, Hawai'i (1-1).....	1	1	.500
Greg Schiano, Rutgers (1-1).....	1	1	.500
Mel Tucker, Michigan State (1-1).....	1	1	.500
^Jeff Traylor, Texas-San Antonio (4-4).....	4	4	.500
^Sam Pittman, Arkansas (2-3).....	2	3	.400
Eli Drinkwitz, Missouri (2-3).....	2	3	.400

<b>Coach, School (2020 record)</b>	<b>W</b>	<b>L</b>	<b>Pct.</b>
Lane Kiffin, Mississippi (2-4).....	2	4	.333
Mike Norvell, Florida State (2-4).....	2	4	.333
^Dave Aranda, Baylor (1-3).....	1	3	.250
Mike Leach, Mississippi State (1-4).....	1	4	.200
^Jeff Scott, South Florida (1-5).....	1	5	.167
<b>Karl Dorrell, Colorado (0-0).....</b>	<b>0</b>	<b>0</b>	<b>.000</b>
^Jimmy Lake, Washington (0-0).....	0	0	.000
Nick Rolovich, Washington State (0-0).....	0	0	.000
Steve Addazio, Colorado State (0-1).....	0	1	.000
Danny Gonzales, New Mexico (0-1).....	0	1	.000
^Marcus Arroyo, UNLV (0-2).....	0	2	.000
^Ricky Rahne, Old Dominion (0-0).....	0	0	.000

**BUFF ALUMNI IN THE FBS COACHING RANKS:** Brad Bedell ('99), OL/RGC, Boise State; Jalil Brown ('10), CB, Boise State; Paul Creighton ('03), Fresno State, TE; David Gibbs ('90), DB, Missouri; Anthony Perkins ('11), CB, Colorado State; Jeff Smart ('09), QC/D, Missouri; Chidera Uzo-Diribe ('13, OLB, Kansas; Ryan Walters ('08), DC/DB, Missouri.

**IN THE FCS:** Cha'pelle Brown ('08), UC Davis, CB; Cedric Cormier ('01), Houston Baptist, I-WR; Cody Hawkins ('10), UC Davis, WR;

Jay MacIntyre ('18), WR, Tennessee-Martin;

**IN DIVISION II:** Pete Shinnick ('88), head coach at West Florida; John Donahoe ('03), CSU-Pueblo, WR; Chris Symington ('87), AHC/OL/RGC at CSU-Pueblo.

**IN THE NAIA:** Jason Burianek ('02), HC, Missouri Baptist.

**IN THE NFL** (see page with Buffs In the Pros).

## SHINNICK EARNS TOP HONOR

Pete Shinnick ('88), who finished his fourth season as head coach at West Florida in 2019, was named the Gulf South Conference Coach of the Decade on June 18. Ow does someone win that honor after just four years? First, he started the program in 2016, and one year later, the team reached the Division II championship game. Four years later in 2019, West Florida won the title. Shinnick's Argos were the second-fastest football program to go from startup to national champion in NCAA history. At 9-1, UWF currently owns the best postseason winning percentage in NCAA history, despite never hosting a playoff game in Pensacola.

## CU COACHES ON GAME DAY (2020)

The location for CU coaching staff during games (all except the quality control staff are among those allowed within the NCAA maximum to wear headsets):

**SIDELINE:** Head coach **Karl Dorrell** (on headset); **Darrin Chiaverini** (offensive coordinator/receivers), **Darian Hagan** (running backs), **Mitch Rodrigue** (offensive line), **Tyson Summers** (defensive coordinator/inside linebackers), **Demetrice Martin** (cornerbacks), **Chris Wilson** (defensive line), **Reggie Moore** (quality control/offense), **Bryan Cook** (QC/defense), **Chris Reinert** (QC/special teams), grad assistants **Jason Grossman** (offense) and **Aziz Shittu** (defense) and **Curtis Chiaverini** (student assistant coach).

**COACHES BOOTH:** **Danny Langsdorf** (quarterbacks/passing game coordinator), **Taylor Embree** (tight ends), **Brett Maxie** (safeties), **Brian Michalowski** (outside linebackers), **William Vlachos** (QC/defense) and graduate assistants **B.J. Johnson** (defense) and **Donovan Williams** (offense). Also up top are **Matt Butterfield** (offensive assistant) and **Kolter Smith** (student assistant coach).





## INAUGURATIONS

**Karl Dorrell** was named the 27th full-time head coach in Colorado history last February 23, the 17th dating back to 1935; after the first 10 CU coaches opened 8-1-1, the next 10 lost all theirs; the last six have gone 3-3. **Rick Neuheisel** snapped the losing streak when his team defeated Wisconsin in Madison, 43-7 in 1995 (the first to win his opener since **Herbert Hoover** was U.S. President); **Mike MacIntyre** became just the second coach in that group to win his CU opener in an 81-year span with a 41-27 win over Colorado State in Denver in 2013; and **Mel Tucker** won his inaugural game in 2019 over Colorado State in Denver, 52-31. Both teams have scored 10 or more points in a new CU chief's debut only nine times, all since 1959. Overall, Colorado coaches are **11-14-1** in their debut games at the reins of the Buffaloes; here's a closer look (no head coach 1890-93; number in parenthesis indicates how many games that coach won in a row to begin career):

1894	Harry Heller (7)	EAST DENVER H.S.	W 46- 0	1959	Sonny Grandelius	WASHINGTON	L 12-21
1895	Fred Folsom (3)	DENVER MANUAL H.S.	W 36- 0	1962	Bud Davis	at Utah	L 21-37
1900	T.W. Mortimer (5)	at Denver Manual H.S.	W 29- 0	1963	Eddie Crowder	SOUTHERN CALIFORNIA	L 0-14
1903	Dave Cropp (3)	at State Prep School	W 40- 0	1974	Bill Mallory	at Louisiana State	L 14-42
1905	Willis Kleinholz (6)	at North Denver H.S.	W 28- 0	1979	Chuck Fairbanks	OREGON	L 19-33
1906	Frank Castleman	STATE PREP SCHOOL	W 22- 0	1982	Bill McCartney	CALIFORNIA	L 17-31
1916	Bob Evans	ALUMNI	T 0- 0	1995	Rick Neuheisel (5)	at Wisconsin	W 43- 7
1918	Joe Mills	NORTHERN COLORADO	L 0- 9	1999	Gary Barnett	Colorado State (Denver)	L 14-41
1920	Myron Witham (2)	at Denver	W 31- 0	2006	Dan Hawkins	MONTANA STATE	L 10-19
1932	Bill Saunders (2)	at Colorado Mines	W 31- 0	2011	Jon Embree	at Hawai'i	L 17-34
1935	Bunny Oakes	at Oklahoma	L 0- 3	2013	Mike MacIntyre (2)	Colorado State (Denver)	W 41-27
1940	Frank Potts	at Texas	L 7-39	2019	Mel Tucker (2)	Colorado State (Denver)	W 52-31
1941	Jim Yeager	TEXAS	L 6-34	2020	Karl Dorrell	UCLA	?
1948	Dallas Ward	NEW MEXICO	L 6- 9				

## ... AND IN CONFERENCE PLAY

Head coaches have had more success in their first conference game piloting the Buffaloes, going **17-8** including last year when Mel Tucker's first CU squad won 34-31 at Arizona State (CU was an independent in 1905 when Willis Kleinholz coached his lone season). He was the first since Gary Barnett won his Big 12 Conference debut, a 51-17 win over Kansas in Boulder; the last three CU head coaches lost their league lid-lifters. As far as winning their first conference game on the road, Tucker became the sixth to do so (number in parenthesis indicates how many conference games that coach won or lost in a row in his first year):

1894	Harry Heller	DENVER	W 44- 0 (4)	1959	Sonny Grandelius	at Oklahoma	L 12-42 (1)
1895	Fred Folsom	DENVER	W 28- 0 (1)	1962	Bud Davis	KANSAS STATE	W 6- 0 (1)
1900	T.W. Mortimer	COLORADO STATE	W 29- 0 (1)	1963	Eddie Crowder	at Kansas State	W 21- 7 (2)
1903	Dave Cropp	COLORADO STATE	W 5- 0 (4)	1974	Bill Mallory	IOWA STATE	W 34- 7 (1)
1906	Frank Castleman	DENVER	W 6- 0 (1)	1979	Chuck Fairbanks	at Oklahoma	L 24-49 (5)
1916	Bob Evans	WYOMING	W 16-10 (1)	1982	Bill McCartney	NEBRASKA	L 14-40 (1)
1918	Joe Mills	at Denver	L 0- 6 (1)	1995	Rick Neuheisel	at Oklahoma	W 38-17 (1)
1920	Myron Witham	at Denver	W 31- 0 (2)	1999	Gary Barnett	KANSAS	W 51-17 (1)
1932	William Saunders	at Colorado Mines	W 31- 0 (2)	2006	Dan Hawkins	at Missouri	L 13-28 (2)
1935	Bunny Oakes	COLORADO MINES	W 58- 0 (4)	2011	Jon Embree	WASHINGTON STATE	L 27-31 (6)
1940	Frank Potts	at Utah State	W 26- 0 (3)	2013	Mike MacIntyre	at Oregon State	L 17-44 (6)
1941	Jim Yeager	UTAH STATE	W 13- 7 (3)	2019	Mel Tucker	at Arizona State	W 34-31 (1)
1948	Dallas Ward	at Kansas	L 7-40 (1)	2020	Karl Dorrell	UCLA	?

## COLORADO NEAR THE TOP IN ALL-TIME 1,000-YARD / 2,000-YARD CAREER RUNNERS

In 2018, **Travon McMillian** became the 54th player in Colorado history rush for 1,000 or more yards in a career, doing so with 1,009 yards in his only season in Boulder after being a graduate transfer from Virginia Tech. **QB Steven Montez** could be next in line, as he enters his senior year with 807 yards (he's well over 1,00 yards when you subtract sacks); he's looking to become the seventh quarterback to crack 1,000 career rushing yards. CU is sixth all-time in known 1,000-yard runners (many schools don't know the number). Oklahoma tops the list with 77, as well the 2K list with 32 (the Buffs are tied for 11th with the most 2,000-yard career runners, 19). The all-time leaders in players who have reached the career 1K and 2K plateaus:

Oklahoma	77/32	Texas A & M	47/20	Illinois	44/17	Indiana	41/13	Kentucky	36/ 9	Florida	--/18
Ohio State	69/27	Arkansas	47/18	South Carolina	44/16	North Carolina	41/13	Mississippi State	35/11	Colorado State	28/18
Nebraska	65/30	Houston	47/15	Virginia	43/19	Virginia Tech	40/19	Wake Forest	34/11	Tennessee	26+/16
Southern California	61/20	Iowa	47/15	Auburn	43/17	Boston College	40/17	Tulsa	34/15	Georgia	21+/16
Alabama	60/20	Air Force	47/10	Georgia Tech	43/13	Georgia Southern	39/28	Utah State	32/ 4	Western Michigan	--/15
<b>Colorado</b>	<b>54/19</b>	Duke	46/ 7	Minnesota	43/13	San Diego State	37/14	-----	-----	Utah	--/14
Army	53/11	Oklahoma State	45/25	Florida State	42/15	Bowling Green	37/13	<b>--only know 2k rushers---</b>		New Mexico	25+/13
Texas	51/19	Syracuse	45/22	Northern Illinois	41/18	Mississippi	37/13	Michigan	--/20	SMU	21+/12
West Virginia	50/15	Penn State	45/19	Wisconsin	41/17	Baylor	37/11	Clemson	--/20		
LSU	48/16	Mississippi	45/ 8	Michigan State	41/16	East Carolina	36/17	Northern Illinois	--/19		

In 1989, Colorado had four players on the roster at the same time with at least 1,000 career yards: **TB Eric Bieniemy**, **TB J.J. Flannigan**, **QB Darian Hagan** and **FB Erich Kissick**. Only two other times did the Buffs have three players that had hit that plateau on the same team, in 1993: **FB James Hill**, **TB Rashaan Salaam** and **TB Lamont Warren** and in 2015: **Christian Powell**, **Michael Adkins** and **Phillip Lindsay**.

**Historical Note.** Colorado was 1-yard away from another 2,000-yard rusher: the late **Carroll Hardy** ('54) ended his career with 1,999 yards. CU's SID at the time, **Fred Casotti**, never forgave himself for that one, especially since his final game came against Kansas State, when he had 10 carries for 238 yards. In that 38-14 win, the Buffs rushed 36 times for 493 yards, or 13.7 yards per; he no doubt could have picked up that extra yard. Hardy went on to play pro football and baseball, and his claim to fame was becoming the only player to pinch-hit for **Ted Williams** (he also pinch-hit for **Roger Maris** and **Carl Yastrzemski**).

**HISTORICALLY**

Colorado is in its second century of intercollegiate football, as the Buffaloes are in their 130th season of competition having played **1,261** games with an all-time record of **710-515-36**. CU currently stands 26th on the all-time win list and is 36th in all-time winning percentage (.577; the Buffs are 29th for those schools with 1,000 or more games played in Division I-A). Only 12 Division I schools have played more seasons of intercollegiate football than Colorado; Washington is the only Pac-12 school that matches CU's total of 130 (Cal is the only one who has played more games – 1,271), with only USC (847) and Washington (743) having won more games (CU is sixth in the league in winning percentage).

➔ In Boulder, the Buffs are **410-200-16 (.668)** all-time and **318-178-10 (.638)** in 96 seasons on the “hilltop” (Folsom Field).

**OVERTIME**

Colorado is **7-9** all-time in overtime games (**4-6** at home), with seven losses by three points; the Buffs became the 84th team in FBS/I-A to play an overtime game when it played its first extra session affair against Missouri in 1999. Here's a chart summarizing the Buffs in overtime (\*—denotes in Denver):

-----Total Yards-----									
Date	Opponent	Score	Regulation	Coin Toss	Choice	Offense	Defense	Notes	
Oct. 9, 1999	MISSOURI	W 46-39	39-39	Missouri	Defense	25	13	Ends with Ben Kelly INT	
Nov. 26, 1999	NEBRASKA	L 30-33	27-27	Nebraska	Defense	9	25	CU trailed 27-3 early in 4th	
Nov. 9, 2002	at Missouri	W 42-35	35-35	Missouri	Defense	25	18	Ends with Kory Mossoni FR	
Dec. 28, 2002	Wisconsin	L 28-31	28-28	Wisconsin	Defense	-2	5	Alamo Bowl	
Oct. 11, 2003	KANSAS	W 50-47	44-44	Colorado	Defense	25	7	Brian Calhoun 3-25, TD rushing in OT	
Oct. 23, 2004	at Texas A & M	L 26-29	26-26	Colorado	Defense	14	33	First CU turnover in an OT ends it	
Oct. 7, 2006	BAYLOR	L 31-34 (3 OT)	17-17	Colorado	Defense	42	72	Ends in 3OT on Baylor INT	
Sept. 1, 2007	*Colorado State	W 31-28	28-28	Colorado	Defense	7	16	Kevin Eberhart kicks GWFG (35) after Terrance Wheatley INT	
Sept. 18, 2008	WEST VIRGINIA	W 17-14	14-14	Colorado	Defense	18	19	Aric Goodman kicks GWFG (25) after WVU FG miss	
Sept. 10, 2011	CALIFORNIA	L 33-36	30-30	California	Defense	20	45	CU drives to CA4 but drive stalled	
Sept. 27, 2014	at California	L 56-59 (2 OT)	49-49	Colorado	Defense	46	34	CU drives to CA1 but failed on 4th down	
Oct. 25, 2014	UCLA	L 37-40 (2 OT)	31-31	Colorado	Defense	13	40	CU rallied from 31-14 down in 4th; two OT FGs	
Sept. 19, 2015	*Colorado State	W 27-24	24-24	Colorado	Defense	10	2	Diego Gonzalez kicks GWFG (32) after Tedric Thompson FG block	
Oct. 27, 2018	OREGON STATE	L 34-41	34-34	Colorado	Defense	18	30	CU drives to OS7, but four straight plays gain zero yards	
Sept. 7, 2019	NEBRASKA	W 34-31	31-31	Nebraska	Defense	13	-6	James Stefanou kicks GWFG (34), NU misses from 48	
Sept. 14, 2019	AIR FORCE	L 23-30	23-23	Colorado	Defense	9	25	AFA scores on one play; CU stopped on downs at AFA 16	

**COMEBACK BUFFS**

Over the last 13 seasons, Buffs rallied to win from 10 or more points down 13 times, including rallying from its largest deficits ever against CSU and Nebraska. Three of the rallies have come from 17 down: this season against Nebraska, the turning point a 96-yard flea-flicker from **QB Steven Montez** to **WR K.D. Nixon** that pulled CU to within three; In 2012, Washington State led, 31-14, early in the fourth quarter, but CU scored three straight TDs to close the game, capped by **QB Jordan Webb** scoring on fourth down from four yards out with 0:09 remaining; **PK Will Oliver** added the game winning PAT. In 2007, the Buffs got the best of No. 3 Oklahoma when **PK Kevin Eberhart** capped a run of 20 straight points with a 45-yard field goal for a 27-24 win. Nine have taken place in Boulder, a 10th in Denver against CSU, and two on the road (the Washington State comeback was the largest fourth quarter comeback on the road CU has ever had).

**COLORADO COMEBACKS**

Trailed By	Time, Qtr.	Final	Opponent (Date)
17 ( 0-17)	4:06, 3Q	34-31	OT; Nebraska (Sept. 7, 2019)
14 ( 0-14)	2:44, 1Q	27-24	OT; Colorado State (Sept. 19, 2015)
11 (20-31)	12:24, 3Q	41-38	at Massachusetts (Sept. 6, 2014)
17 (14-31)	8:07, 4Q	35-34	at Washington State (Sept. 22, 2012)
11 ( 3-14)	3:47, 1Q	44-36	KANSAS STATE (Nov. 20, 2010)
10 (14-24)	10:40, 3Q	29-27	GEORGIA (Oct. 2, 2010)
10 ( 0-10)	0:00, 2Q	31-13	HAWAII (Sept. 18, 2010)
10 (21-31)	11:01, 4Q	35-34	TEXAS A&M (Nov. 7, 2009)
11 (13-24)	9:14, 4Q	28-24	IOWA STATE (Nov. 8, 2008)
14 ( 7-21)	7:29, 2Q	31-24	EASTERN WASHINGTON (Sept. 6, 2008)
11 (24-35)	0:23, 2Q	65-51	NEBRASKA (Nov. 23, 2007)
17 ( 7-24)	12:23, 3Q	27-24	OKLAHOMA (Sept. 29, 2007)
11 (17-28)	10:05, 3Q	31-28	OT; Colorado State (Sept. 1, 2007)

**FOLSOM FIELD CAPACITY SNAPSHOT**

Folsom Field's official capacity had been 53,613, expanded last in 2003 when 1,903 club seats and 41 suites were added in the east side stadium expansion; however, with CU's \$156 million Athletics Complex Expansion nearing completion and the northeast corner of the stadium and the north stands now redesigned, the new capacity now stands at **50,183**. Folsom is tied for the 18th oldest venue among the 128 NCAA Division I-A/FBS stadiums. It is the fourth oldest stadium in the Pac-12 Conference, as only Husky Stadium (Washington, 1920), Rose Bowl Stadium (UCLA, 1922) and Los Angeles Memorial Coliseum (USC, 1923) are older.

**CU FOOTBALL REMAINS SECOND MOST POPULAR PER-GAME SELL IN STATE**

The final home attendance figure for 2019 was **297,435**, an average of **49,573** for six home games, an increase of approximately 3,700 over 2018. It marks the 25th straight season that Colorado football was the second largest average draw *per game* in the state behind the NFL Denver Broncos (and the 43rd time in the last 45 years). The fledgling Colorado Rockies took over the second spot the two years they played at old Mile High Stadium, averaging in the mid-to-upper 50s in 1993 and 1994. The Broncos wrestled the state's top spot away from the Buffs permanently in 1975 after first doing so in 1969, with six years of see-sawing in-between (CU had been the state attendance leader since Folsom Field was built in 1924). CU continues to have the second largest public and overall season ticket base in the state (the count for 2019 was **32,668** when adding in 12,254 student holders to 20,414 public tickets (student tickets are purchased, just at a discounted rate). In 2019, CU was again first in the state in college football attendance for the **54th** straight year, ahead of Colorado State (23,337) and Air Force (27,084; AFA was the last school top CU's figure, in 1965). In 2019, the Broncos averaged 75,937 per game and the Rockies 36,954. No numbers from 2020 will be computed into this because of the pandemic.

**THE BUFFS IN NFL STADIUMS**

The Buffaloes have played **25** games to date in seven current NFL venues, owning a record of **15-10** (11-5 in Denver, 1-0 in Foxborough, 1-0 in San Diego, 1-0 in Seattle, 1-2 in Houston, 0-1 in Jacksonville, 0-1 in Kansas City and 0-1 in Santa Clara). All-time, the Buffs are **21-21-1** playing games in stadiums that simultaneously hosted NFL teams (13-6 in Denver, 1-0 in Foxborough, 1-0 in Irving, 1-0 in San Diego, 1-0 in Seattle, 2-3 in Houston, 1-2 in Miami 1-2 in Tempe, 0-2-1 in Anaheim, 0-1 in Jacksonville, 0-1 in Kansas City, 0-1 in Santa Clara and 0-3 in Los Angeles).



## SCORING STREAKS

The Buffs scored in a school record **242** consecutive games until Missouri ended the streak on October 25, 2008; it was first shutout loss since November 12, 1988 to Nebraska in Lincoln (7-0). The Buffs had scored in **94** consecutive road games (123 including neutral sites) as well as in 153 straight league games, all 103 in Big 12 play, including the four title games, and their final 50 in Big Eight competition, dating back to the '88 shutout at Nebraska. CU had scored in **150** straight games at home until Stanford shut out the Buffs, 48-0 on Nov. 3, 2012; the previous last shutout was a 28-0 loss to Oklahoma on Nov. 15, 1986.

Current streaks:

- CU has scored in **28** straight games overall, dating back to being shut out at Washington State (0-28) in 2017 (snapping a **60**-game scoring streak).
- CU has scored in **166** straight games against non-conference opponents (last shutout: a 44-0 loss at home to LSU on September 15, 1979).
- The home shutout losses to Stanford ('12), Oklahoma in '86 and LSU in '79 are the only three times CU has not scored at Folsom Field over the course of the last **328** games (all the way back to 1963).
- CU has been shutout just four times in the last **383** games overall (by Missouri in 2008 and 2010, by Stanford in 2012 and Washington State in 2017).
- CU has been shutout just 11 times in its last **616** games (dating to October 5, 1968), but only six schools have administered them: Oklahoma (three times), Missouri (twice), Nebraska (twice), Louisiana State, Michigan and Stanford.

## SAFELY AHEAD

The Buffs have been a virtual lock to win once they have a lead of two or more scores (nine-plus points) over the past 41-plus seasons. Since the 1976 opener, CU has protected a two-score lead **246** of **282** times, losing 34 and tying three when it blew the lead; a closer look (\*—Disneyland Pigskin Classic at Anaheim):

Date	Opponent	CU Lead (when)	Result	Date	Opponent	CU Lead (when)	Result
10/25/19	SOUTHERN CALIFORNIA	10 (31-21; 3rd quarter)	L, 31-35	11/10/07	at Iowa State	21 (21- 0; 3rd Quarter)	L, 28-31
9/14/19	AIR FORCE	10 (10-0; 1st Quarter)	L, 23-30 OT	09/08/07	at Arizona State	14 (14- 0; 2nd Quarter)	L, 14-33
11/02/18	at Arizona	10 (10-0; 1st Quarter)	L, 34-42	10/28/06	at Kansas	9 ( 9- 0; 3rd Quarter)	L, 15-20
10/27/18	OREGON STATE	28 (31-3; 3rd Quarter)	L, 34-41 OT	09/23/06	at Georgia	13 (13- 0; 4th Quarter)	L, 13-14
11/04/17	at Arizona State	10 (27-17; 4th Quarter)	L, 30-41	10/23/04	at Texas A&M	12 (19- 7; 3rd Quarter)	L, 26-29 OT
9/17/16	at Michigan	14 (21-7; 1st Quarter)	L, 28-45	11/01/03	at Texas Tech	14 (14- 0; 1st Quarter)	L, 21-26
11/13/15	SOUTHERN CALIFORNIA	14 (17-3; 2nd Quarter)	L, 24-27	10/04/03	at Baylor	9 (23-14; 3rd Quarter)	L, 30-42
11/01/14	WASHINGTON	10 (20-10; 2nd Quarter)	L, 23-38	11/11/00	Iowa State	11 (20- 9; 2nd Quarter)	L, 27-35
09/27/14	at California	14 (28-14; 3rd Quarter)	L, 56-59 2OT	09/02/00	Colorado State (Denver)	10 (24-14; 3rd Quarter)	L, 24-28
08/29/14	Colorado State (Denver)	10 (17-7; 3rd Quarter)	L, 17-31	10/23/93	at Kansas State	9 ( 9- 0; 2nd Quarter)	T, 16-16
09/08/12	SACRAMENTO STATE	14 (14-0; 1st Quarter)	L, 28-30	09/18/93	at Stanford	10 (37-27; 4th Quarter)	L, 37-41
09/01/12	Colorado State (Denver)	11 (14-3; 2nd Quarter)	L, 17-22	09/15/90	at Illinois	14 (17- 3; 2nd Quarter)	L, 22-23
10/01/10	WASHINGTON STATE	10 (27-17; 4th Quarter)	L, 27-31	08/26/90	*Tennessee	14 (31-17; 4th Quarter)	T, 31-31
11/06/10	at Kansas	28 (45-17; 4th Quarter)	L, 45-52	09/27/86	ARIZONA	9 (21-12; 4th Quarter)	L, 21-24
10/23/10	TEXAS TECH	10 (24-14; end 3rd Quarter)	L, 24-27	11/03/84	KANSAS	11 (27-16; 4th Quarter)	L, 27-28
11/19/09	at Oklahoma State	11 (21-10; 3rd Quarter)	L, 28-31	10/16/82	at Oklahoma State	13 (13- 0; 1st Quarter)	T, 25-25
10/10/09	at Texas	11 (14-3; 2nd Quarter)	L, 14-38	09/19/81	WASHINGTON STATE	10 (10- 0; 4th Quarter)	L, 10-14
11/28/08	at Nebraska	14 (14-0; 1st Quarter)	L, 31-40	10/10/79	OKLAHOMA STATE	20 (20- 0; 4th Quarter)	L, 20-21

Colorado has lost only 36 games (and was tied twice) dating back to 1980 when leading by *any* margin at any point in the fourth quarter or overtime. The most recent loss was this past Oct. 25, a 35-31 setback to USC after entering the final stanza with a 31-28 advantage. The ties came against Tennessee in 1990 (31-31, after leading 31-17) and Kansas State in 1993 (16-16 after taking a late 16-13 lead).

- Colorado has won **131** of its last **156** games in which it at any point has held a two-score lead. A 2003 loss to Baylor snapped a 26-game winning streak in such situations on the road, and an overall streak of 49 consecutive wins from 1993 to 1999 was snapped by CSU in 2000. In this same span, **Colorado has rallied to win 42 games and tie two others dating back to 1981 after once trailing at some point in the fourth quarter.** The most recent are the Nebraska and Stanford games this year: the Cornhuskers led 17-0 late in the third period when the Buffaloes started taking over the game, and the Cardinal led briefly in the fourth quarter. Two of the biggest ones occurred in 2007: CU rallied from 28-17 down in the third and 28-25 in the fourth to defeat CSU 31-28 in overtime) and Oklahoma (down 24-7 late in the third, eventually tying the fourth largest comeback in school history in winning 27-24).

## INJURIES DOWN IN 2019 AFTER RISING UP N 2018

Injuries were kept to a minimum over the 2016 and 2017 seasons after a flurry in 2015, as that season 10 positions had a starter miss at least one game due to injury. But in 2018, it was a different story as injuries hit **11** different starting positions (including punter and placekicker) that lost their starter for multiple games. However, in 2019, the count of full games missed is back down again (though an abnormal number of partial games has been the case). Below are the worst regular seasons for injuries/illness for the CU program over the last 33 years (KEY: GL—Games lost to injury; GL/2—Games lost by 2-deep scrimmage players; MG—“Man games” as defined by as the total number of games if all players NOT ticketed to redshirt played every game; Pct. Lost – percentage of man games lost, knowing that in actuality, the number is higher as third-team players and reserves don’t see that much action; 2/MG—2-deep man games, or starting 24 positions (including kickers and punters plus backups):

Season	G	GL	MG	Pct. Lost	GL/2	2/MG	Pct. Lost	Season	G	GL	MG	Pct. Lost	GL/2	2/MG	Pct. Lost
2008	12	121	1008	12.0	110	576	19.1	2018	12	96	1,056	9.1	70	576	12.2
2011	13	141	1066	12.8	115	624	18.4	2016	14	129	1224	10.6	75	672	11.2
1998	11	101	864	11.7	89	528	16.9	2003	12	74	876	8.4	58	576	10.1
2000	11	101	880	11.5	82	528	15.5	1997	11	51	770	6.6	41	528	7.8
2010	12	103	924	11.1	88	576	15.3	2019	12	55	1,080	5.1	40	576	6.9
2015	13	120	1053	11.4	93	624	14.9	2017	12	61	960	6.4	39	576	6.8
2002	13	139	1118	12.4	80	624	12.8								
2012	12	108	984	11.0	71	576	12.3	2020	0	0	0	0.0	0	0	0.0

\*—man-games for 2-deep include P and PK spots.

Dating back to 1987, CU has lost over five percent of its “man game” count due to injury 16 times (1995-97-98-2000-02-03-08-10-11-12-13-15-16-17-18-19).



**BUFFS AGAINST THE BEST**

Here's a look at how CU has fared all-time against nationally ranked teams (*Associated Press* poll):

Games	All-Time Record	1989-2020 Record	Karl Dorrell Record	Coach With The Most Wins
versus Top 5.....	12-54-1	8-22-0	0-0	5 / Bill McCartney
versus Top 10.....	25-97-3	14-43-2	0-0	8 / Eddie Crowder & Bill McCartney
versus Top 15.....	37-126-3	20-59-2	0-0	10 / Bill McCartney
versus Top 25.....	73-171-3	47-90-2	0-0	20 / Bill McCartney

**"OUTSIDE THE NINE DOTS"**

Some out of the ordinary records by the Buffs in some unique situations:

- ❑ Colorado is **88-52** against teams with three or more losses dating back to the 1985 season;
- ❑ Colorado is **88-51-1** in its last **140** games against schools that include the word "State" (dating to 1986);
- ❑ Colorado is **562-289-25** all-time in games played in the Mountain Time Zone (Colorado, Arizona, Montana, New Mexico, Utah, Wyoming)

**18 TO THE HOUSE ON THE FIRST TRY WHEN IT COMES TO THEFTS & SCORES**

CU players have a penchant to return their first career interceptions for touchdowns, as since 1992, **18** Buffaloes have scored after stealing their first college pass. Junior **CB Dante Wigley** is the most recent to accomplish it, racing 27 yards with his first pick for a touchdown versus Oregon State on Oct. 27. **S Nick Fisher** did it in grand style on Oct. 28, 2017: he picked off a pass in the end zone against Cal, his momentum taking him back nine yards deep, and then he raced 109 yards for the score (100 officially by the NCAA). Previous to that, **ILB Rick Gamboa** returned a deflected pass 20 yards for a score against OSU in 2016, and **ILB Kenneth Olugbode** had the one before that, racing 60 yards for a score in a 27-24 overtime win over Colorado State in 2015. That was the first in eight years, going back to 2007, when redshirt frosh **CB Jimmy Smith** had a 31-yard return that cut Nebraska's lead to 35-31 early in the second half and was the impetus to a 65-51 comeback win. Prior to that was another spectacular one: **ILB Marcus Burton** returned a pick 99 yards at Oklahoma State in 2005, preserving CU's shutout in the waning seconds of the game. Three did it in 2004: **OLB Brian Iwuh** did it off the bat when he made his first career pick and returned it 37 yards for what proved to be the winning touchdown against Colorado State in the season opener; a week later, **Joe Sanders**, plucked off a ball against Washington State and raced 51 yards for six, snapping a 3-3 deadlock in the process; then versus Texas, **CB Terrence Wheatley** plucked one off and ran 37 yards for six with his first theft. Two did it in 2001: **S Medford Moorer** picked off his first career pass and returned it 64 yards for a touchdown against Texas in the Big 12 Championship game, while **CB Donald Strickland** returned his first career pick 31 yards for a touchdown just one minute into the CSU game. Frosh redshirt **CB Phil Jackson** did it in 2000, as he returned his first career INT 28 yards for a TD against Washington. **SS Rashidi Barnes** had his first one in CU's win over CSU in 1997, returning it 26 yards for a score, rallying the Buffs into a 14-14 tie early in the second half. Barnes was the fourth Buff in a 14-game span to return a first career pick for a TD—**Marcus Washington** had a 95-yard theft for a score in the '96 Cotton Bowl against Oregon; **Vili Maumau** had a 33-yard interception for six (and a Hula dance) at Colorado State in 1996; and **Nick Ziegler** stole one for a 31-yard score against Washington in the '96 Holiday Bowl. In 1992, **Dwayne Davis** returned one 31 yards for a TD in a 21-20 win at Minnesota to start this amazing run.

➤ And three did it with their first punt returns: **Ben Kelly** (vs. Utah State in 1998), **Jeremy Bloom** (vs CSU in 2002) and **Laviska Shenault** (2017 vs. Texas State).

**BUFFALO DINOSAURS**

The longtime radio voice of the Buffs, **Larry Zimmer** wrapped up his career following the 2015 season, calling **486** CU games; a string of **251** in a row came to an end after he was hospitalized in October 2014 (he would miss the final six games of the season). He only missed 17 games overall; prior to the six due to illness, he had missed three bowls (two due to contracts forbidding teams to originate broadcasts), three regular season games due to travel conflicts and five road games this season; his 400th at CU was also the 1,000 of his professional career. In 2009, Zim was honored as the 15th recipient of the Chris Schenkel Award, which recognizes those who have enjoyed a long and distinguished career broadcasting college football at a single institution (he called a total of **570** college games, including 50 for Michigan and 34 for CSU).

**OTHER DINOSAURS:** **Jon Burianek**, who retired as senior associate AD in June 2006 and then briefly rejoined the department on a contract basis in 2013, worked **444** CU football games, including a run of **415** in a row (229 of which were at home). **SID Dave Plati** has worked **472** overall in person (a streak of **410** dating from the '83 finale to the sixth game of 2017; a streak of **252** straight home games and **274** in the state of Colorado are intact); **Darian Hagan** has been a part of **270** (124 in two stints as an assistant coach, 62 as a football staff member, 35 as the Alumni C-Club director and 49 as a player); **Gary Barnett**, now an analyst with KOA, has worked **245** (106 as an assistant coach, 87 as head coach and 52 on the radio); **Mark Johnson**, who succeeded Zimmer as the voice of the Buffaloes, has called **199** games. The late **Fred Casotti**, the school's longtime SID/associate AD from 1952-87, witnessed **477** CU football games (including **268** in a row at Folsom) prior to his passing in 2001. The record by a coach is held by **Brian Cabral**, who, including his playing days (46 games), was a part of **340** (the last **294** in a row); former facilities man **John Krueger** worked **325** (1980s to 2012). Then there are CU's "Super Twins," **Betty Hoover** and **Peggy Coppom**, who have been to all but handful of CU's home games — since 1940 and every single one — **357** — since 1958 (we lost Betty in the summer of 2020; Peggy turns 96 on Nov. 19). And the late **F.M. "Dutch" Westerberg** is the all-time; the long-time season ticket holder saw *every* CU home game (**394** of 'em) from 1921 until 1999, when he passed away at the age of 94.

**STAT CREW:** **Jack Landon** (son of one-time presidential candidate Alf Landon) completed his 47th year as a member of the CU football stat crew in 2019; he joined the basketball crew in 1971 and then football two years later. Virginia did a survey on longest tenured state people, and Jack is 11th nationally.

**NFL SCOUT WATCH**

Colorado has 11 seniors on its 2020 roster, and as history has indicated, they will receive plenty of looks from scouts all around the National Football League; scouts/player personnel types pass through Boulder every season for a game and/or practice(s), with over three fourths of the league doing so on average every season. In the 2019 season, **31** teams sent reps to Colorado games: Arizona, Atlanta, Baltimore, Buffalo, Carolina, Chicago, Cleveland, Dallas, Denver, Detroit, Green Bay, Houston, Indianapolis, Jacksonville, Kansas City, L.A. Chargers, L.A. Rams, Miami, Minnesota, New England, New Orleans, N.Y. Giants, N.Y. Jets, Oakland, Philadelphia, Pittsburgh, San Francisco, Seattle, Tampa Bay, Tennessee and Washington (Cincinnati did not scout CU in person; 26 teams visited in 2017 and 2018; 28 in 2016). Not including camps or practices, **1,036** NFL scouts have attended Colorado games since 2000 home, road and neutral sites). At the 2016 UCLA game in Boulder, the record for a CU game occurred: **31** scouts from 20 teams were in attendance for the game (next most: 20 for USC in 2017).

**PLAYING ON SUNDAY: IN-THE-PROS**

There are **18** former Colorado Buffaloes on the 2020 National Football League rosters (as of November 1; 16 were on final rosters in 2019 after 19 started out in camps). Colorado has had **261** players all-time go on to make an active NFL roster and **275** all-time draft picks, which ranks as the fourth most among Pac-12 programs and 23rd overall. CU had continually been one of the top 20 producers for the last quarter century of NFL talent and at one time in the late 1970's had the most active players (**47**) of any school in the nation. The last time Colorado was in the top 10 in players produced was in 2002 (10th, 29). The active list (KEY: **Exp.**—denotes number of years in the league including 2020; **i**—on injured reserve/physically unable to perform; **p**—practice squad; **\*--**opted out of playing in 2020 due to COVID-19 pandemic):



Player	Pos.	Team	Exp.
Delrick Abrams	CB	Atlanta Falcons	R
Chidobe Awuzie	CB	Dallas Cowboys	4
David Bakhtiari	OT	Green Bay Packers	8
Tony Brown	WR	Washington Football Team	R
Ken Crawley	CB	New Orleans Saints	4
Mason Crosby	PK	Green Bay Packers	14
i—Kabion Ento	CB	Green Bay Packers	2
Arlington Hambricht	OT	Chicago Bears	R
Phillip Lindsay	RB	Denver Broncos	3
p—Steven Montez	QB	Washington Football Team	R
Daniel Munyer	OG/C	Tennessee Titans	6
Isaiah Oliver	CB	Atlanta Falcons	3
Laviska Shenault	WR	Jacksonville Jaguars	R
Jimmy Smith	CB	Baltimore Ravens	10
Davion Taylor	OLB	Philadelphia Eagles	R
Tedric Thompson	SS	Kansas City Chiefs	4
p—Juwann Winfree	WR	Green Bay Packers	1
Ahkello Witherspoon	CB	San Francisco 49ers	4

**OPTED OUT OF 2020 (COVID)**

*Nate Solder	OT	New York Giants	9
*Josh Tupou	DT	Cincinnati Bengals	3

**IN CAMPS BUT WAIVED**

Player	Pos.	Team	Exp.
Paul Richardson	WR	Seattle Seahawks	6
Devin Ross	WR	New England Patriots	2

COACHES			
Name	Pos.	Team	Tie To Colorado
Klayton Adams	OL Asst.	Indianapolis	Asst. Coach, 2013-18
Eric Bieniemy	OC/RB	Kansas City	Player, 1987-90; Asst. Coach, 2000-02, '11-12
Joe Bleymaier	QB Asst.	Kansas City	Quality Control, 2013-15
Tom Cable	OL	Oakland	Asst. Coach, 1998-99
Moses Cabrera	Str/Cond	New England	Asst. S&C Coach, 2010
Matt Daniels	ST Asst.	Dallas	Grad Asst., 2017
Jon Embree	AHC/TE	San Francisco	Player '83-86/Asst. Coach '91-02
Nick Holz	QC/Offense	Oakland	Head Coach 2011-12
Vance Joseph	Def. Coord.	Arizona	Player, 2003-06
Steve Marshall	OL	Miami	Player, 1990-94
T.C. McCartney	Off. Asst.	Cleveland	Asst. Coach, 2002-03
Tyrone McKenzie	ILB	Detroit	Asst. Coach, 200-01, 2011-12
Chris Morgan	OL	Atlanta	Grad Asst., 2012-13
Kennedy Polamalu	RB	Minnesota	Grad Asst., 2015
Robert Prince	WR	Detroit	Player, 1995-99
Rip Scherer	Sr. Asst.	L.A. Chargers	Asst. Coach, 1997-98
Chris Strausser	OL	Indianapolis	Asst. HC/QB, 2010
Troy Walters	WR Asst.	Cincinnati	Asst. HC/QB, 2011-12
			Asst. Coach, 2006
			Asst. Coach, 2013-15

**PLAYER PERSONNEL/DEVELOPMENT**

Name	Team (Position)	Tie To Colorado
Malcolm Blacken	Washington (Sr. Dir., PD)	Strength Coach, 2011-12
Jordan Dizon	Denver (Scout)	Player, 2004-07/Butkus runner-up
Evan Harrington	Washington (Asst. Dir., PE)	Player, 2010-11
Matt Russell	Denver (VP, PP)	Player, 1992-96/Butkus Award
Duke Tobin	Cincinnati (Dir., PP)	Player, 1992-93
Patrick Williams	Baltimore (Scout)	Player, 2005-08

**CANUCKS:** One former Buff was in the Canadian Football League, **OT Stephone Nembot** (Ottawa).

**DAD PLAYED ON SUNDAYS:** Five players are the sons of former NFL players: **TE Caleb Fauria** (father and former Buff Christian played 13 seasons for four teams); **RB Alex Fontenot** (father Albert played 10 seasons with three teams); **ILB Marvin Ham II** (father Marvin, Carolina); **WR Brenden Rice** (father Jerry played 20 seasons for three teams, 16 with San Francisco); **WR Dimitri Stanley** (father Walter, played eight seasons with five teams).

**COLORADO HIGH SCHOOL COACHES:** Six former Buffaloes are serving as high school head coaches in the state; the five who head prep programs: **Matt Flavin** (Buena Vista), **Dave Logan** (Cherry Creek), **Spencer Colter** (Denver East), **Dusty Sprague** (Holyoke), **Scott Yates** (Kent Denver) and **DaVaughn Thornton** (Aurora Central). **Marcus Washington** is a defensive coordinator (Adams City).

**ALL-TIME CU PRO NOTE:** How good was CU's 1994 offense? Ten of the 11 starters were drafted into the NFL (Tony Berti, Rae Carruth, Christian Fauria, Heath Irwin, Chris Naeole, Rashaan Salaam, Kordell Stewart, Bryan Stoltzberg, Derek West and Michael Westbrook), with the 11th signing as a free agent (Lepis). All played, and three even remained on NFL rosters some 11 years later. And six of the '94 defensive starters wound up playing professionally as well.


**CROSBY WATCH**

**PK Mason Crosby** ('06) is the Green Bay Packers' all-time leading scorer both for the regular season and the regular and postseason combined; he set the record with a 21-yard field goal late in the Packs' 27-17 win over Seattle on Sept. 20, 2015, his 13th point of the night (he made all four field goal tries in the game, including a 54-yarder, and an extra point). Through games of November 1, he has scored **1,626** points in **215** regular season games (**20th** in NFL history) and **143** in 20 playoff games (fifth all-time) for a total of **1,769** (he also made an NFL record 23 straight field goals in the postseason). Crosby also holds both Packers' field goal marks: **338** regular season (**22nd** all-time) and **26** postseason (fifth all-time); his **612** extra points made are **11th** all-time. He is fourth on the points list and third on the field goal chart for players who have/had spent their career with just one team. Crosby, of course, is CU's all-time leading scorer with **307** points.

➔ How many players have led a professional team and their college alma mater in scoring (regular season and playoffs combined)? The list is short (six including Crosby): **PK Jason Elam**, Denver Broncos/Hawai'i (1,870/395); **PK Stephen Gostkowski**, New England Patriots/Memphis (1,384/369); **PK Martin Gramatica**, Tampa Bay Buccaneers/Kansas State (640/349), **WR Jerry Rice**, San Francisco 49ers/Mississippi Valley State (1,244/310); and **PK Jeff Wilkins**, St. Louis Rams/Youngstown State (1,300/373).

➔ **ALL-TIME FWAA ALL-AMERICAN TEAM:** The Football Writers Association of America placed Crosby on the second-team of its All-Time All-America Team, announced in conjunction with the group's 75th anniversary in August 2015.

➔ **200-PLUS.** Crosby, with **215** NFL games under his belt, is the second Buffalo to participate in 200 pro games, as he is chasing **OT Stan Brock** ('79) for the most-ever by a CU alum. Brock appeared in **234** games (223 starts) in his career that spanned 16 seasons with New Orleans (1980-92) and San Diego (1993-95).



**O-LINEMEN PIPELINE TO THE NFL**

CU has been a solid conduit to the NFL League when it has come to offensive linemen and the research below indicates CU may very well be a place to go if an offensive lineman wants to take it to the next level. Dating back to the 1991 NFL draft, or the '87 recruiting class, **29 of 45** players who started at least two years on the Buff offensive line were either drafted or signed as free agents. The list is impressive (with four others who started just one season):

Full Years			Full Years		
Player	Pos	As A Starter	Player	Pos	As A Starter
Stephane Nembot	OT	(4) 2012-15	Brad Bedell	G	(2) 1998-99
Daniel Munyer	C/G	(3) 2012-14	Shane Cook	T	(2) 1998-99
David Bakhtiari	T	(3) 2010-12	Ryan Johanningmeier	G/T	(3) 1997-98-99
Ryan Miller	G	(5) 2007-11	Melvin Thomas	G/T	(3) 1995-96-97
Nate Solder	T	(3) 2008-10	Chris Naeole	G	(3) 1994-95-96
Daniel Sanders	G/C	(3) 2006-08	Heath Irwin	G	(3) 1993-94-95
Edwin Harrison	G/T	(3) 2005-07	Bryan Stoltenberg	C	(4) 1992-93-94-95
Tyler Polumbus	T	(3) 2005-07	Derek West	T	(3) 1992-93-94
Brian Daniels	G	(4) 2003-06	Tony Berti	T	(2) 1993-94
Mark Fenton	C	(3) 2004-06	Jay Leeuwenburg	C	(3) 1989-90-91
Clint O'Neal	T	(2) 2004-05	Mark VanderPoel	T	(3) 1988-89-90
Sam Wilder	T	(2) 2003-04	Joe Garten	G	(4) 1987-88-89-90
Marwan Hage	G/C	(3) 2001-02-03	<b>One-Year Starters:</b>		
Wayne Lucier	G/C	(2) 2001-02	Arlington Hambright	OT	(1) 2019
Justin Bates	T/G	(3) 2000-01-02	Tom Ashworth	T	(1) 2000
Andre Gurode	G/C	(3) 1999-00-01	Ben Nichols	G	(1) 1998
Victor Rogers	T	(3) 1999-00-01	Ariel Solomon	T	(1) 1990
					NFL (Round or FA)
					Baltimore (FA)
					Kansas City (FA)
					Green Bay (4)
					Cleveland (5)
					New England (1)
					St. Louis (FA)
					Kansas City (FA)
					Denver (FA)
					Minnesota (FA)
					Denver (FA)
					Washington (FA)
					Dallas (FA)
					Jacksonville (FA)
					N.Y. Giants (7)
					Dallas (7)
					Dallas (2)
					Detroit (7)
					Cleveland (6)
					New Orleans (FA)
					Atlanta (FA)
					Philadelphia (7)
					New Orleans (1)
					New England (4)
					San Diego (6)
					Indianapolis (5)
					San Diego (6)
					Kansas City (9)
					Indianapolis (4)
					Green Bay (6)

**A LONG LINE OF WALK-ONS HAVE RISEN TO FIRST-TEAM AT COLORADO**

After the NCAA reduced the number of scholarships from 95 to 85 (completed in 1992), more and more players have had to make their bones starting as walk-ons. Here's a short list (41 count) of some of the standout former and current walk-ons who rose to first-team status at Colorado:

Player	Pos.	First Season	Letters	Notes
Willie Beebe	FB	1978	4L	Solid blocker who scored nine career touchdowns as a bruiser near the goal line
Kyle Rappold	NT	1985	3L	Known as the "trash compactor" for his stature, the Fort Lewis transfer clogged the run
Jeff Campbell	WR/KR	1986	4L	Earned scholarship second day of freshman camp; played five years in the NFL
Ken Culbertson	PK	1986	3L	Scored 98 points in CU's 11-0 run in '89 season, making 59-59 PAT and 11-17 FG
David Gibbs	CB	1986	4L	Solid corner and special teams performer, now coaching with NFL Kansas City Chiefs
Mark Henry	WR	1987	3L	Big play guy with 18 career catches for 416 yards, or 23.1 per catch
Robbie James	WR	1987	1L	Threw TD pass on third down FG fake at Oklahoma State to lead CU to 16-12 win in 1991
Charles Johnson	QB	1987	2L	Often subbed for an injured Darian Hagan, earning Orange Bowl MVP honors in '91 vs. Notre Dame
Erik Norgard	C	1987	2L	Walked on in the spring after transferring from Western Washington; All-Big 8 as a senior
Chris O'Donnell	LB/SN	1987	4L	Solid as a rock at long snapper on special teams all four years
Keith Miller	FB	1992	2L	From tiny Ovid, Colo., he was a solid blocking back. Now an opera singer with the MET.
Ryan Black	SS	1993	4L	Led team in tackles as a junior in 1996 with 154 (78 solo)
Ryan Sutter	FS	1993	3L	CU's all-time special team points leader, led Buffs in tackles (170, 98 solo) in 1997
Neil Voskeritchian	PK	1993	2L	Won the starting placekicker job in 1994, finished career ninth in scoring at CU (161 points)
Nick Pietsch	P	1996	4L	Led CU in punting in 1997-98-99, finished with a career average of 39.9
Beau Williams	TE	1998	2L	Primarily a blocking tight end, played a big role on CU's 2001 Big 12 title team
D.J. Hackett	WR	2001	2L	Walked on after CS-Northridge dropped football; led CU in receiving in '03, four-year NFL veteran
Tom Hubbard	FS	2001	2L	Defensive MVP of the 2004 Houston Bowl with two interceptions
Evan Judge	WR	2001	4L	Caught 69 balls for 903 yards to finish in top 20 in receiving yards
John Torp	P	2001	3L	Finished second for the '05 Ray Guy Award; set a school records with 205 punts, 65 inside the 20
Paul Creighton	TE	2002	4L	Also saw action at FB, he primarily was a
Greg Pace	SN	2002	4L	Took over all special team snapping chores early as a freshman and handled through senior year
Joel Klatt	QB	2003	3L	Former infielder in Padres organization went on to set 44 CU passing and total offense records
Cody Crawford	WR	2004	3L	Has cracked the school's all-time lists in catches and yards
Jeff Smart	ILB	2005	4L	Earned a scholarship 3 games into the 2007 season, first LB to do so under Cabral; second most tackles by a WO
Scotty McKnight	WR	2006	4L	First freshman WR to ever lead CU in receiving (43-488, 4 TD), finished first in career receptions and third in yards
Aric Goodman	PK	2008	3L	In his first season, he was awarded a scholarship after making the game-winning FG versus West Virginia
Jason Espinoza	WR	2008	3L	Suffered two breaks to his collarbone in '08, playing briefly in-between; co-first team WR in '09
Dustin Ebner	WR	2009	3L	Primarily on special teams until his senior year, when he became a regular in the rotation and caught his first TD pass
Keenan Stevens	C	2009	2L	Pressed into duty in the season opener due to injury, he soon became a fixture and started 10 games
Alex Wood	FB	2009	2L	Hybrid tight end/fullback worked exceptionally hard and became the first player from Steamboat to start in decades.
Scott Fernandez	TE	2010	2L	Ascended to the top of the depth chart his senior year ('13); first career catch was fifth longest (71 yards vs.UA).
Travis Sandersfeld	DB (N)	2010	4L	One of the CUs top perennial special teams performers, he emerged as the starting nickel back for 5 games in 2010
David Goldberg	DE	2011	3L	Coaches cited how hard he worked daily in practice and assumed a starting spot midway through his senior year
Darragh O'Neill	P	2011	4L	Had more punts (74) than any other freshman at CU, with his 42.3 average second best by a frosh in the NCAA
Ryan Moeller	FS	2013	4L	Starred at Rifle HS in the middle of the Colorado Rockies, top special teams performer and had 14 UT in first start
Colin Johnson	H	2015	1L	He earned the holder position in spring drills
T.J. Patterson	H (QB)	2016	1L	He earned the holder position in spring drills
J.T. Bale	SN	2016	3L	He earned the snapping job (long and short) in August camp
Josh Goldin	H (QB)	2018	1L	He joined the team after serving as a student equipment manager and handled the holding chores for 9 games
Brady Russell	TE	2018	1L	The nephew of CU's Butkus Award winning linebacker Matt ('16), he caught the coaches attention early.
Jack Shutack	OG	2019	1L	He transferred to CU from Rutgers and played sporadically until earning his first start at Washington State in 2019





## STAT SHOTS

Here are some interesting statistical bullets about Colorado football:

- ➔ **30+.** In its history, Colorado is **326-29-1** when scoring 30 or more points (**3-2** in 2019, **18-6** over the last three years), with records of **235-9** with 35-plus points and **218-7** with 36-plus, **193-5** with 38-plus and **124-2** with 43 or more tallies. The seven losses with 36 or more points came to Air Force (58-35 in 1968), Oklahoma (82-42 in 1980), Stanford (41-37 in 1993), Toledo (54-38 in 2009), Kansas (52-45 in 2010), Utah (42-35 in 2012), California (59-56 in 20T in 2014) and Arizona in 2017 (45-42). CU has played **1,261** games in its history, registering point totals of every number between 0 and 70 except 1 (duh!) and 68, and 75 and 109 above that mark.
- ➔ Colorado is **122-126-3** in its last **251** league games: within this record is a 25-game span in which CU did not lose a conference game, the fourth longest streak all-time in the Big Eight (1958-1995). Colorado was 23-0-2 during that run.
  - ➔ Colorado, however, is only **20-61** as a member of the Pac-12.
- ➔ **30 points / 3 TDs.** Colorado has scored 30 or more points in **158** of its last **367** games, posting a **133-24-1** record; the Buffs have scored at least three touchdowns in **240** of these games dating to the start of 1989; in this time frame, CU is **29-109-2** when held to two or fewer touchdowns.
- ➔ For years, the mark of a strong CU team was that the Buffaloes routinely averaged six or more yards on first down. Technically the last time the Buffs averaged six or more for a season was in 2001, their Big 12 Championship year (**6.7**; CU did average **5.98** per first down play in 2016). Colorado did it six times between 1989 and 1997, including a team record best of **7.2** in both 1989 and 1994.
  - ➔ Since 1966, CU has averaged less than **4.3** just seven times (last in 2012) and less than 4.1 once—3.5 in 1979. In 2012, the Buffs averaged **4.25** yards on first down, the lowest since that 3.5 figure in 1979.
  - ➔ In 2016, the Buffs had their best average on first down in years: CU averaged **5.98**, its best since 2001 (6.7).
  - ➔ In **2019**, the Buffs averaged **5.69** yards on for **369** first down plays (gaining five or more on **165** of those).
- ➔ Dating back to the fifth game of the 1999 season, an OT win over Missouri, the Buffs have **64** scores by return, or non-offensive scores, in the last 21 seasons (highs of eight in 1999 and 2002). Since the '95 opener and including postseason, CU has **83** scores by return in **304** games (76 regular season, seven bowl). *In the Tucker Era, Colorado had 1 (which happened in his first game—a 9-yard fumble return against Colorado State by Mustafa Johnson).*
- ➔ **200/200.** Colorado has accomplished the 200 "double-double," that is 200 yards both rushing and passing **54** times in the last **329** games, dating to 1993), having accomplished it **2** times under Tucker (**2-0**). CU averaged over 200 in each for the season in 1993, 1994 and in 2001 (and threatened to do it in 2016). The Buffs are **52-8** since 1981 when they have reached the 200 plateaus in both and **60-11** overall. *Prior to '93, CU accomplished the feat only 19 times in its first 929 games in its history.*
- ➔ **600+.** Colorado is **17-1** all-time in games when it has gained 600 or more yards on offense; the first and only loss was in 2014 when the Buffs had 630 in a 59-56 double overtime loss at California on Sept. 27, 2014. CU is **0-0** under Tucker; the last two games with 600-plus were against Nicholls State in 2015 and Washington State in 2016.
- ➔ **500+.** Colorado is **14-8** in games when it has gained 500 or more yards on offense since it joined the Pac-12 conference, **7-7** in Pac-12 games. All-time (since 1946 when records are available), the Buffs are **85-14** with at least 500 yards of total offense. CU is **0-1** under Tucker.
- ➔ **Grass.** Colorado is **100-105** in its last **205** games on grass, including a **65-62** mark at home (**15-9** in the last 24 games at Folsom), dating back to the 1999 season when Folsom Field converted back to grass (CU is **20-13** on grass over the last three-plus seasons).
- ➔ **Artificial Turf.** Colorado is **100-68-3** in its last **171** games on non-grass fields dating back to 1989, including a **65-51-3** mark in conference games. CU was **0-3** in 2019 in its first year under Mel Tucker.
- ➔ **First Quarter Dominance.** Dating to the start of 2016 (**49** games), Colorado has been fairly dominant in the first quarter: the Buffs have outscored its opponents **350-255** with edges in total offense of **323** yards and **plus-9** in TO margin.
- ➔ **Goal-to-Go Situations.** Over the last six seasons, the Buffs have scored in **129** out of **143** situations when it has been first-and-goal. This includes **102** touchdowns and **27** field goals, thus the TD percentage is **71.3** and the overall percentage is **90.2**. The **14** non-scores: seven fourth down misses, four missed field goals (from 26, 28, 31 and 33 yards) and three turnovers.
- ➔ **No Turns or Sacks.** Dating back to 1972, Colorado is **19-4** in games when not allowing a sack or committing a turnover (**1-1** under Tucker, including his first game as coach, the 52-31 win over Colorado State). In these 23 games, the Buffs have outscored the opponent by **905-509** (only seven games decided by less than 17 points).
- ➔ **Turnover Free.** Colorado has played **88** turnover-free games dating back to the 1946 season, owning a record of **57-27-4** in those games (**2-1** in bowls). Under Tucker, CU is **2-2**.
- ➔ **Time Spent In The Lead.** The Buffaloes held leads in 11 of 14 games in 2016 (two-score leads in 10 of those), and were ahead for a total of **457:20** on the season. That's the second-most by a hair in the 21 years CU has tracked the stat (CU led for 458:01 in 1996—a 12-game season including the bowl).
  - ➔ In 2017 and 2018, CU held the edge up until both season finales, the opponent owning edges of 16:43 in 2017 and 12:32 in 2018.
  - ➔ In 2019, CU led **34.7** percent of the time (**250:05**), but were over 100 minutes behind the opponent (**350:52**).
- ➔ The Buffs averaged **439.2** yards per game in 2016, in part thanks to a school record eight games in a row with **400** or more, with an average **284.6** yards through the air. Colorado has averaged 400 or more yards per game over the course of an entire season 16 times (last in 2017), with the school record of 495.3 set during the 1994 season. CU was averaging over 400 through 10 games in 2018 and through 11 in 2019 but finished just below both seasons.
  - ➔ CU had six games in 2019 with 400 or more yards (high of 520).
  - ➔ The Buffaloes have averaged over 300 yards passing in a season just once — 303.5 — in 1996, and came close the year before (297.2) and in 1992 (297.4); otherwise, CU has thrown for 250 or more per game just four times, including 2014 and 2016 (254.4).
- ➔ Colorado rarely folds when the opponent is faced with a 3rd-and-20 or longer. Dating back to 1993, opponents are just **5-of-133** on 3rd-and-20 or more. The Buff defense have had streaks of 51 and 30 in this span (Stanford is the last team to convert one, in 2011; the opponent is now **0-of-24** since). The CU offense is **12-of-149** when it's faced with 3rd-and-20 plus in the same span (last converting on a 3rd-&-27 in the Alamo Bowl against Oklahoma State).
- ➔ CU scored in **32** of **48** quarters and in one overtime in 2019 (33 of 48 last year, including **15** in a row in one stretch) and in **101** of **144** quarters dating back to the start of the 2017 season).



## TRENDS I

## 1985-PRESENT

Since 1985, when the Buffs returned to their traditional winning ways after six frustrating years from 1978-84, corresponding with coach **Bill McCartney** switching to the wishbone, Colorado is **228-195-4**; in these 427 games spanning the last 35 seasons, CU has posted the following records (including bowls):

◆ with 400-plus yards total offense	134-42-2	◆ when holding opponent to 17 points or less	130-19-1
◆ with 500-plus yards total offense	65-13-0	◆ when holding opponent under 100 yards rushing	111-18-1
◆ when rushing for 200-plus yards	127-19-1	◆ when holding opponent under 300 yards total offense	106-21-1
◆ when rushing for 250-plus yards	88- 6-1	◆ when scoring first	150-60-1
◆ when rushing for 300-plus yards	56- 2-1	◆ when leading at halftime	179-36-2
◆ when rushing and passing for at least 200 yards	50- 8-0	◆ when leading after three quarters	186-27-3
◆ when out-rushing the opponent	197-37-3	◆ when scoring 30 or more points	146-23-1
◆ when converting 50 percent or better on 3rd down	92-17-1	◆ when held to 13 points or less	4-69-0
◆ when punting three or fewer times	77-29-1	◆ when not committing a turnover or allowing a sack	19- 4-0
◆ with zero turnovers (173-87-2 with two or fewer)	49-24-2	◆ when holding edge in 1st downs & possession time	132-39-2
◆ when scoring 40 or more points (18-2 since joining Pac-12)	83- 3-0		

## TRENDS II

## ASSORTED TIMELINES

A look at some Colorado records in games over assorted periods of time:

## Since Start of 1892 Season (or all-time):

➤ when scoring 43 or more points 124- 2

## Since Start of 2001 Season:

➤ when opponent has under 100 yards rushing (17-4 last 21) 45-17  
 ➤ when opponent scores 17 points or less (23 straight wins) 48- 5  
 ➤ when rushing for 250-plus yards (12-1 300-plus) 29- 2  
 ➤ with 500-plus yards total offense (3-1 with 600-plus) 27- 9

## Since Start of 2013 Season:

➤ when rushing for 200-plus yards 18- 6  
 ➤ when rushing and passing for at least 200 yards 13- 5  
 ➤ when holding opponent under 300 yards total offense 16- 0  
 ➤ with a 100-yard rusher 18- 8  
 ➤ when leading at halftime 25-10  
 ➤ when scoring 30 or more points 25-12  
 ➤ when leading after three (3-40 trailing, 4-1 tied) 28- 6

## TURNOVER ANALYSIS / DORRELL ERA

Most head coaches believe that when it comes to turnovers, they are one of the single most important factors in winning or losing ball games. Statistics usually back up the argument, thus we will chart the numbers under Karl Dorrell. A closer look:

Dorrell Era	Turnovers Committed	Turnovers Forced	+/-	Scoring Off Turnovers PF	PA	+/-
0 WINS	0	0	0	0	0	0
0 LOSSES	0	0	0	0	0	0
0 GAMES	0	0	0	0	0	0

## POST BYE WEEKS

Colorado is **29-24** in games following a bye week in the post-World War II Era (or since 1946); after the Buffaloes joined the Big Seven Conference in 1948, CU stopped playing Denver in an annual Thanksgiving game that year and byes became much rarer. In fact, the Buffs had just five bye weeks between 1948 and 1984 (going 3-2; one was created in 1963 after the assassination of JFK). Since 1985, CU has had at least one bye in 32 of 35 seasons, with two weeks off 12 of those years (including 2019) and one season with three idle Saturdays (2001, due to the Sept. 11 terrorist attacks). CU is **25-21** in games following byes dating back to 1985, which includes a **3-6** mark as a member of the Pac-12 (losing to Arizona State in 2012, at Oregon State in 2013, at USC and Oregon in 2014, at Utah in 2017 and to Arizona in 2019; and wins over UCLA in 2016 and 2018 and Washington in 2019).

## TOUCHDOWNS ON FIRST CAREER TOUCH

Four players in the last five years have scored a touchdown on their first career touch, with one still remaining on the roster: in 2018, **WR Daniel Arias** caught a 37-yard pass from QB Steven Montez to become the 16th known player to do so in CU history (he did so in his hometown, making it even more special). Not including those players whose first career interception were returned for scores (*see elsewhere in these notes*), here's a list of known players in CU history that scored a TD the first time they touched the football:

Player	Date	Opponent	Score	How	Player	Date	Opponent	Score	How
Lamar Meyer	Sept. 18, 1954	DRAKE	W 61- 0	26 pass from Frank Bernardi	James Kidd	Sept. 11, 1993	BAYLOR	W 45-21	25 pass from Vance Joseph
Gerry Leahy	Sept. 25, 1954	COLORADO ST.	W 46- 0	8 pass from Homer Scott	Jeremy Bloom	Aug. 31, 2002	Colorado State	L 14-19	75 punt return
Leon Mavity	Sept. 30, 1961	OKLAHOMA ST.	W 24- 0	60 punt return	DaVaughn Thornton	Nov. 6, 2010	at Kansas	L 45-52	12 pass from Cody Hawkins
Chuck Morris	Nov. 25, 1961	IOWA STATE	W 34- 0	12 pass from Pat Young	Scott Fernandez	Nov. 10, 2012	at Arizona	L 31-56	71 pass from Connor Wood
Roger Wissmiller	Oct. 20, 1962	at Iowa State	L 19-57	2 pass from Frank Cesarek	Jay MacIntyre	Sept. 26, 2015	NICHOLLS STATE	W 48- 0	38 pass from Sefo Liufau
Larry Ferguson	Sept. 15, 1973	at Louisiana State	L 6-17	37 run	Kabion Ento	Sept. 10, 2016	IDAHO STATE	W 56- 7	69 pass from Steven Montez
Mike Kerin	Sept. 27, 1975	WICHITA STATE	W 52- 0	32 pass from Jeff Austin	Laviska Shenault	Sept. 9, 2017	TEXAS STATE	W 37- 3	55 punt return
Craig Keenan	Sept. 25, 1982	WYOMING	L 10-24	1 run	<b>Daniel Arias</b>	<b>Oct. 20, 2018</b>	<b>at Washington</b>	<b>L 13-27</b>	<b>27 pass from Steven Montez</b>

## SOUTH PARK RALPHIE INTRO

Most know that the creators of Comedy Central's popular *South Park* are University of Colorado alums: **Trey Parker**, **Matt Stone** and animator **Eric Stough**. Trey voices **Eric Cartman**; he teamed with Eric this summer to create a short (roughly 20 seconds) vignette that debuted during the countdown to kickoff prior to the 2014 Arizona State game. It's been a hit since, especially among the CU student section. Cartman is seen in his usual garb and he introduced Ralphie before the real buffalo led the Buffs on the field.





## 2020 ANNIVERSARIES

The annual listing of what happened years ago, or anniversaries of 5, 10 and 25-year increments:

- 1890** (Nov. 15) The 130th anniversary of CU's first football game, a 20-0 setback to the Denver Athletic Club (in Denver).
- 1905** Due to a disagreement with the powers-that-be with the Colorado Football Association, Colorado pulls out of the league for the 1905 season, only to rejoin a year later. Thus, 1905 is the last year in CU football history it competed as an independent (going 8-1 and outscoring the foe 359-28).
- 1910** The 110th anniversary of the second of three 6-0 teams in a row while establishing the school's all-time winning streak of 21 games between 1908 and 1912. It's the first year of the Rocky Mountain Faculty Athletic Conference (RMAC), and the Buffs allow a single field goal all year in outscoring the opponent 119-3.
- 1920** (Nov. 25) CU closes a 4-1-2 season with a 40-7 win at Oklahoma State, the program's most decisive win outside of the state's borders in 21 seasons of competition and one that wouldn't be bested until a 48-7 win at Brigham Young in 1934 (sans a 43-0 win over an Hawaiian All-Star team in 1924).
- 1935** **Kayo Lam** became the first player in CU history to rush for 1,000 yards (1,043 in nine games), and CU wins its first outright conference title in 11 seasons by going 5-1 in RMAC play, sealing the title with a 14-0 win at Denver on Thanksgiving Day. And an unknown sophomore from Wellington, Colo., named **Byron White** put on a CU uniform for the first time.
- 1940** (Oct. 26) In a 62-0 win over Wyoming in Boulder, 10 different players score for the Buffaloes—still a record to this day. Seven different players score touchdowns (**Paul McClung** and **Leo Stasica** scored two), while three others tack on the conversions.
- 1950** Though it's Colorado's third year as a member of the Big 7 Conference, Oklahoma finally appears as a conference opponent for the first time. The Sooners win a tough 27-18 battle in Boulder, the first of many over the course of the decade where CU was a thorn in the side of an Oklahoma team that was in the midst of a 47-0-1 run in conference play (the lone tie a 21-21 affair with the Buffs in 1952).
- 1955** After a 34-13 win at Kansas State, the Buffs improve to 4-0 and vault to No. 14 in the nation prior to their annual showdown with Oklahoma; the following week in Norman, the No. 3 Sooners topple the Buffs, 56-21 in CU's first game as a ranked team against a ranked opponent.
- 1960** (Oct. 29) After going 0-9-1 in the previous decade against Oklahoma, the Buffs start off the new one with a 7-0 win over the Sooners in Boulder; the schools would split the 10 games in the 1960s with five wins apiece. When coupled with a 19-6 win over Nebraska the previous week, it's the first time CU defeats NU and OU in the same calendar year.
- 1965** After three straight 2-8 seasons after the program was ravaged by NCAA sanctions, **Eddie Crowder's** third team goes 6-2-2; the season opener at Wisconsin (Sept. 18) is the last 0-0 tie in Colorado history and one of the last in college football.
- 1970** (Sept. 26) No. 4 Penn State visits Boulder riding a 31-game unbeaten streak, but the No. 18 Buffaloes end the Nittany Lions impressive run with a 41-13 win before a national televised audience on ABC. The Buffs jump 10 spots in the AP poll to No. 8 (still the school best for improvement from one week to the next), and **Phil Irwin** becomes the first CU football player to grace the cover of *Sports Illustrated* the following week (and the jinx holds true as CU loses 21-20 at Kansas State). On Nov. 21, the Buffs close the regular season with a 49-19 blowout of No. 10 Air Force in the Springs.
- 1975** (Oct. 4) The Buffs almost knocked off No. 1 Oklahoma in Norman, but did knock the Sooners from No. 1 to No. 2 in the polls. CU pulled to within the eventual final score of 21-20 with 1:19 left, but elected to go for the tie against OU, which was riding a 32-game unbeaten streak at the time. The extra point kick sailed off to the left. Coach **Bill Mallory** went for the tie on the belief it could give CU the conference championship later in the year. The Buffs finished the season with a 9-3 mark, finishing third in the Big 8.
- 1980** (Oct. 4) A total of 63 school, conference and national records are set in Oklahoma's 82-42 win over the Buffaloes in Boulder. It was one of 10 losses on the year for CU, which recorded its worst record at the time (1-10) in 91 seasons of intercollegiate football.
- 1985** CU earned a bowl invitation for the first time since 1976, and wins the NCAA Most Improved Team Award (+5½ games over the 1-10 record in 1984). In a move that shocked the football world, Bill McCartney announced the Buffs would run the wishbone offense in 1985; the Buffs finish 7-5, CU's first winning season since 1978 (7-5) after going 14-51-1 the previous six seasons.
- 1990** (**30th anniversary**) Colorado clinches its first national championship in football with a 10-9 win over Notre Dame in the Orange Bowl, the second team to do so when playing what was deemed the nation's toughest schedule. Wins over Stanford, Texas, Washington, Oklahoma and Nebraska (the latter two back-to-back for the second straight year) highlighted CU's 11 wins. **Alfred Williams** wins the Butkus Award, becoming the first player in CU history to win one of college football's major postseason trophies. And unbeknownst to all involved at the time, CU gets a fifth down at Missouri to score the winning touchdown as time expired. In actuality, Colorado had two second downs when the marker and scoreboard did not change.
- 1995** CU overcomes 10 players drafted into the NFL (seven in the first 71 picks) to have a 10-win season, with all seven seniors invited to play in the Hula Bowl, **Rick Neuheisel** wins his debut as head coach with a 43-7 drubbing of Wisconsin on the road, the only CU head coach to win his first game since 1932. **QB Koy Detmer** is lost for the season with a knee injury early on, but **John Hessler** fills in and leads CU to a 10-2 mark and a Cotton Bowl win over Oregon.
- 2000** (Oct. 28) **QB Craig Ochs** becomes the first player in Colorado history to rush for a touchdown, throw for a touchdown and catch a touchdown pass in CU's 37-21 win over Oklahoma State. The lone instance in CU history was the 16th time in NCAA history at the time that this trifecta occurred.
- 2005** Colorado reappeared in the national rankings after a 25-month drought, but the Buffaloes couldn't remain there after a 7-2 start, losing their final four games of the year. CU did win the Big 12 North Division and appear in the league championship game for the fourth time in five years (a feat matched by no other team in either division). **PK Mason Crosby** was the runner-up for the Lou Groza Award, becoming CU's first-ever first-team All-American placekicker, and **P John Torp** finished second in the balloting for the Ray Guy Award.
- 2010** Unbeknownst at the time, but CU embarks on its 15th and final year as a member of the Big 12 Conference; the Buffs open the year 3-1, capped by a 29-27 win over Georgia in Boulder, but could muster just a 2-6 league record as coach **Dan Hawkins** was dismissed with three games left.
- 2015** **WR Nelson Spruce** concluded his college career with 294 receptions, the all-time best in the Pac-12 Conference; longtime "Voice of the Buffaloes," **Larry Zimmer**, retired after 42 seasons behind the microphone (1971-81, 1985-2015).

## STREAKING

Colorado has active multiple win streaks going against 11 Division I-A schools. The list: **5**—Colorado State; **4**—San Jose State; **3**—Minnesota, Utah State, Wyoming; **2**—Arizona State, Iowa, Louisiana-Monroe, Massachusetts, Nebraska, Notre Dame and Stanford. CU's longest current losing streaks are to Southern California (14), Missouri and Texas (5), and LSU, Michigan, Ohio State and Oklahoma State (3).

**FIVE CU GAMES IN ESPN's TOP 150 ALL-TIME**

ESPN compiled all kinds of top lists commemorating the 150th anniversary of college football in 2019, and came out with its listing of the top 150 games. Five Buffalo games made the list (all wins); while we might not necessarily agree as in our opinion, the "Fifth Down" game could have been bumped for the 62-36 win over Nebraska in 2001, or the 21-21 tie with Oklahoma in 1952 (the Sooners' only blemish in Big 7 play). Five out 150 is not too bad; those games:

No. 21	Ann Arbor	Sept. 24, 1994	#7 Colorado 27, #4 Michigan 26
No. 64	Miami	Jan. 1, 1991	#1 Colorado 10, #5 Notre Dame 9 (Orange Bowl)
No. 87	Columbia	Oct. 6, 1990	#2 Colorado 33, Missouri 31
No 123	Irving	Dec. 1, 2001	#9 Colorado 39, #3 Texas 37 (Big 12 Championship)
No. 130	Boulder	Nov. 4, 1989	#2 Colorado 27, #3 Nebraska 21

Number one on the list? The true game of the century, Nov. 25, 1971, #1 Nebraska 35, #2 Oklahoma 31 in Norman, Okla.

**AND OF THE TOP 150 COACHES** ... CU had two on their list:

**No. 87 Fred Folsom 107-28-6 (Colorado: 1895-1902 and 1908-15; 78-23-2, Dartmouth: 1903-06; 29-5-4)**

*Folsom enjoyed four unbeaten seasons at Colorado, including three straight from 1909-11, part of a 21-game winning streak over five seasons. That was his second tenure with the Buffs; Folsom retired from coaching in 1915 at age 42, but he continued at his chief job on the Boulder campus: He taught at the law school until 1943.*

**No. 144 Bill McCartney 93-55-2 (all at Colorado, 1982-94)**

*McCartney won seven games in his first three years at Colorado and never had a losing season again. The all-time leader in wins at the school, he won three conference championships, won the school's only national championship (in 1990) and played for the national championship in 1989. McCartney coached 1994 Heisman Trophy winner Rashaan Salaam and was inducted into the College Football Hall of Fame in 2013.*

**AND OF THE TOP 150 PLAYERS** ... Just one Buffalo, surprisingly (was hoping for two or three (e.g. QB Darian Hagan, TB Rashaan Salaam):

**No. 116 Byron "Whizzer" White (RB, Colorado, 1935-37; Rushing yards: 1,864 | Total offense: 2,538 yards | Touchdowns: 24)**

*White excelled on the field and in the classroom at Colorado. In 1937, the Heisman runner-up led the nation in four major statistical categories: scoring, rushing, total offense and all-purpose yards. White's record-setting 246 all-purpose yards per game stood until Barry Sanders broke the mark in 1988. White was a Phi Beta Kappa scholar and first in his class at Colorado (180 hours of A, six of B). He became a Rhodes Scholar and was No. 1 in his class at Yale. White won two Bronze Stars in Pacific combat in World War II and in 1962, President John F. Kennedy appointed him to the U.S. Supreme Court, the youngest man at the time (44 years old) to be named to the nation's highest court (approved by a voice vote).*

**BUFFS ON ESPN'S GAMEDAY**

Colorado has hosted ESPN's College GameDay three times (Sept. 23, 1995 vs. Texas A&M, Oct. 28, 1995 vs. Nebraska, Sept. 14, 1996 vs. Michigan); the Buffs have been the visiting team on three occasions as well (Oct. 29, 1994 at Nebraska, Sept. 30, 1995 at Oklahoma, Sept. 13, 1997 at Michigan).

**TRUE FRESHMAN O-LINE STARTERS**

It's pretty rare when a true freshman starts on the offensive line; in fact, in Colorado history current sophomore **OT Frank Fillip** became just the 12th player to do so when he started for the first time against Oregon State. Those dozen players have combined to make a total of **51** starts; no true freshman has started the entire season on the O-line. As the late great Keith Jackson would say, here's a list of CU's "big uglies" who have started games on the line (total number of starts in last column):

Player	Pos.	First Start	Opponent	Total	Player	Pos.	First Start	Opponent	Total
Leon White	OG	Nov. 10, 1973	at Kansas	3	Kai Maiva	OG	Sept. 29, 2007	OKLAHOMA	8
Guy Thurston	OG	Nov. 10, 1979	OKLAHOMA STATE	3	Ryan Miller	OT	Oct. 13, 2007	at Kansas	6
Eric Coyle	OG	Oct. 30, 1982	OKLAHOMA	4	Max Tuioti-Mariner	OG	Sept. 6, 2008	EASTERN WASHINGTON	2
Clint Moore	OG	Sept. 7, 1991	*WYOMING	3	Alex Lewis	OT	Sept. 17, 2011	Colorado State (Denver)	1^
Dolyn Jackson	OG	Sept. 21, 1991	MINNESOTA	8	Frank Fillip	OT	Oct. 27, 2018	OREGON STATE	2
Marwan Hage	OG	Oct. 21, 2000	at Kansas	2	(*—season opener; ^—started two other games at tight end)				
Brian Daniels	OG	Sept. 20, 2003	at Florida State	9					

**COLD WEATHER GAMES**

With the 2020 season commencing on Nov. 7 and seven games on the schedule through Dec. 18 or 19, chances are the Buffaloes will play in at least one game that will crack the school's coldest list in its history. Here's a list of a sub-30 degree weather at kickoff in CU annals (the Buffs are **14-8-1** all-time, including a **12-2-1** mark at home, when the thermometer doesn't crack 30):

**COLORADO'S COLDEST GAMES** (\*—night game)

Date	Opponent	Result	Temperature (WC)/Conditions	Date	Opponent	Result	Temperature (WC)/Conditions
Nov. 11, 1911	COLORADO A&M	W 31- 0	7 (-1) / snow flurries	Nov. 23, 2007	NEBRASKA	W 65-51	24 (13) / cloudy
Nov. 21, 1931	COLORADO COLLEGE	W 17- 7	10 ( 7) / light snow	Nov. 15, 1997	at Kansas State	L 20-37	25 ( 6) / cloudy & windy
Nov. 2, 1991	*NEBRASKA	T 19-19	12 (-8) / cloudy	Nov. 7, 1936	UTAH	W 31- 7	27 (23) / cloudy
Nov. 23, 1918	at Denver	L 0- 6	15 (15) / cloudy	Nov. 28, 2015	at Utah	L 14-20	26 (21) / snow flurries
Nov. 16, 1996	*KANSAS STATE	W 12- 0	16 (-3) / snow flurries	Nov. 7, 1936	UTAH	W 31- 7	27 (23) / cloudy
Nov. 23, 1991	at Iowa State	W 17-14	17 (-8) / blizzard conditions	Nov. 22, 1958	at Utah	W 7- 0	28 (11) / snowy & windy
Nov. 2, 1935	COLORADO COLLEGE	W 23- 0	18 (14) / cloudy	Nov. 13, 1976	KANSAS	W 40-17	28 (19) / overcast, light fog
Nov. 14, 1959	at Nebraska	L 12-14	19 (-1) / cloudy & windy	Nov. 23, 2013	SOUTHERN CAL	L 29-47	29 (29) / partly cloudy
Nov. 11, 2000	IOWA STATE	L 27-35	19 ( 2) / snowfall throughout	Nov. 30, 2019	*at Utah	L 15-45	28 (23) / partly cloudy
Nov. 23, 1985	KANSAS STATE	W 30- 0	24 (13) / sunny & windy	(four others at 29 degrees: Mines 1919 (W), UNC 1926 (W), CC 1929 (W) & 1931 (W))			



**COLORADO BY THE NUMBERS ALL-TIME HISTORIC**

- 7-9** Colorado's record in overtime games (**1-1** in 2019);
- 8** The number of Buffaloes enshrined in the College Football Hall of Fame (six players: Byron White, Joe Romig, Dick Anderson, Bobby Anderson, Alfred Williams, John Wooten, Herb Orvis (to be inducted this December); and one coach: Bill McCartney).
- 16** The number of career interceptions by CU's all-time leader, **S John Stearns** (1970-72).
- 19-4** Colorado's record in games since 1972 when not committing a turnover or allowing a quarterback sack (**1-1** in 2019).
- 26** All-time CU conference titles (tied for 10th nationally: OU 49, NU 46, Michigan 42, Ohio St. 38, USC 37, Tulsa 35, Alabama 31, Texas 30, Fresno St. 28, UU 26).
- 29** The number of national championships CU has won in its athletic history: 20 skiing, 8 cross country (5 men's/3 women's), 1 football.
- 30** The number of tackles by **LB Jeff Geiser** against Kansas State on Nov. 24, 1973, CU's single game record (5 solo, 25 assists).
- 30** The number of states CU has played a football game in with the most recent addition of Massachusetts in 2014.
- 35** The number of career quarterback sacks by CU's all-time leader, **OLB Alfred Williams** (1987-90).
- 35-1-1** Colorado's all-time record when rushing for 300-plus yards in a game (last: **311** against New Hampshire in 2018).
- 37-11** Colorado's record in games in its history when it has had a 100-yard rusher and a 100-yard receiver in the same game.
- 42-30** Colorado's all-time record in games decided by one (27-17) or two (15-13) points.
- 54** The number of all-time players who have rushed for 1,000 or more yards in a CU uniform (seventh in the NCAA).
- 60** The length of the school record field goal **PK Mason Crosby** made against Iowa State in 2004.
- 62-36** The final score of CU's 2001 win over BCS No. 1 Nebraska, which earned the Buffs the Big 12 North title.
- 65-24** Colorado's record in games against unranked teams in the month of November, dating back to 1985.
- 64** The length of the pass from **QB Kordell Stewart** to **WR Michael Westbrook** (via **WR Blake Anderson** tip), known as "The Catch" at Michigan.
- 67** The length of **TB Charlie Davis'** TD run against Oklahoma State on Nov. 13, 1971, one that put him over the 1,000-yard mark for the season.
- 67** The length of **TB Rashaan Salaam's** TD run against Iowa State on Nov. 19, 1994, one that put him over the 2,000-yard mark for the season.
- 70** The number of wins Colorado has over teams ranked in the Associated Press weekly polls (23rd most all-time; **47** since 1989, 20th most).
- 72** The number of yards that 64-yard pass was in the air, thrown from the CU 32 to four yards deep in the end zone to rally CU to a 27-26 win.
- 76.3** The conversion rate by the Buffaloes on 3rd-&1 since 1984 (**556 of 729**; highlighted by 30-of-30 in 1989).
- 78-15-4** Colorado's record in games from 1989-96, the nation's fourth best overall record in the nation during that time frame.
- 93** The number of wins by Bill McCartney, CU's all-time winningest coach (93-55-5, 1982-94).
- 198, 6** The number of rushing yards and touchdowns, respectively, by **TB Chris Brown** against Nebraska on Nov. 23, 2001 in CU's 62-36 win.
- 235-9** Colorado's all-time record in games when it has scored 35 or more points (**326-29-1** with 30 or more points, with **124-2** with 43 or more).
- 242** The number of consecutive games Colorado scored in between 1988 and 2008, the ninth-longest all-time in Division I football.
- 245** The number of players from CU who have played in the National Football League, a top 20 figure nationally.
- 284** The number of receiving yards by **WR Paul Richardson** (vs. California, Sept. 10, 2011), breaking the old mark of **222** first set by **WR Walter Stanley** (vs. Texas Tech, Sept. 12, 1981) and then matched by **WR Rae Carruth** (at Missouri, Nov. 2, 1996).
- 288** The number of national or regional regular season games CU has had on television since 1990, one of the top 10 figures in the nation.
- 294** The number of career receptions by CU's all-time reception leader, **WR Nelson Spruce** (2012-15).
- 304** The number of times Colorado has been ranked in the Associated Press weekly poll (26th most all-time).
- 307** The number of career points by CU's all-time scoring leader, **PK Mason Crosby** (2003-06).
- 318** The number of wins Colorado has at Folsom Field since it opened on Oct. 1, 1924 (**506** games: **318-178-10**).
- 342** The number of rushing yards by **TB Charlie Davis** against Oklahoma State on Nov. 13, 1971, CU's single-game rushing record.
- 362** The number of all-purpose yards by **TB Rashaan Salaam** at Texas on Oct. 1, 1994, CU's single-game record (317 rushing, 45 receiving).
- 410** The number of home wins Colorado has in its history (combined between campus fields, Gamble Field and Folsom Field).
- 465** The number of passing yards by **QB Mike Moschetti** against San Jose State on Sept. 11, 1999, CU's single-game passing record.
- 486** The number of games announcer **Larry Zimmer** called on the radio for the Buffaloes, the most by anyone in CU history (retired after 2015).
- 493** The number of career tackles by CU's all-time leading tackler, **ILB Barry Remington** (1982-86).
- 533** The number of passing yards against Northeast Louisiana on Sept. 16, 1995, CU's single-game record.
- 551** The number of rushing yards at Arizona on Oct. 11, 1958, CU's single-game record.
- 710** The number of wins Colorado has in its history (26th most all-time).
- 767** The number of yards of total offense against San Jose State on Sept. 11, 1999, CU's single-game record.
- 1,149** The number of receiving yards by **WR Charles Johnson** in 1992, CU's single-season record.
- 1,261** The number of games Colorado has played in its history (130 seasons of intercollegiate football).
- 2,055** The number of rushing yards **TB Rashaan Salaam** had in 1994 (the fourth at the time with a 2,000-yard season), on his way to the Heisman.
- 3,156** The number of passing yards by **QB Koy Detmer** in 1996, CU's single-season record.
- 3,347** The number of career yards by CU's all-time receiving leader, **WR Nelson Spruce** (2012-15).
- 3,940** The number of career yards by CU's all-time rushing leader, **TB Eric Bienenmy** (1987-90).
- 5,345** The elevation in feet of CU's Folsom Field (field level), the third highest stadium elevation in the FBS (behind Wyoming and Air Force).
- 9,649** The number of career passing yards by CU's all-time passing leader, **QB Steven Montez** (2016-19).
- 10,609** The number of career yards by CU's all-time total offense leader, **QB Steven Montez** (2016-19).

**MONTHLY TAB**

Colorado is **72-61-1** in its last **134** November games (**66-45** against all-comers aside from Nebraska, going 6-16-1 against NU in turkey month, and **65-24** against unranked teams since 1985. The Buffs are **59-63-2** in their last **124** October games dating back to 1989 and is **71-41** in its last **112** September games, a pretty decent record considering the quality of non-conference schedule CU almost annually plays. The Buffs are **5-9** in December games since 1993, including bowls, and are **4-3-1** in August games in its history.

**300+AT FOLSOM**

Colorado is **318-178-10** in its 96th season playing its home games at Folsom Field (**506** in all). The first game at Folsom was Oct. 11, 1924 (*then known as Colorado Stadium, built at a cost of \$75,000*); previous, CU was **73-17-6** at Gamble Field and **19-5** on other grass areas of campus; the Buffs are **410-200-16** all-time at home. The 2016 season marked CU's first winning one at home in six years, as the Buffaloes went **6-0**; Colorado's last winning record at home had been in 2010 (with a 4-2 mark); it was CU's first undefeated season at home since 1994, when the Buffs went 6-0 in the late Rashaan Salaam's Heisman Trophy winning year. Over the 2011-12 seasons, CU was just 1-10 in Boulder before going 3-3 in Folsom in Mike MacIntyre's first season; the Buffs pulled even at home under "Mac" with the 6-0 mark in 2016 and finished **18-17** at Folsom in his tenure. CU is **3-3** at home under Mel Tucker.

**RANKED "UNDEFEATEDS" FALL AT FOLSOM**

Eleven ranked, undefeated teams have lost their "0" in the loss column at Folsom Field since 1989. The last was Kansas in 2009, as the Jayhawks (5-0) hit town ranked No. 17 and lost 34-30. In 2007, Oklahoma (4-0) rolled in ranked No. 3 and left with a 27-24 setback; in 2002, Kansas State came to Boulder ranked No. 13 at 4-0 and lost, 35-31. Two bit the dust in 2001: Nebraska (11-0, No. 1 in the BCS and No. 2 in the polls) fell 62-36 game to the Buffs, as did Texas A & M (5-0, No. 20), 31-21. In 1998, No. 22 Texas Tech (6-0) lost 19-17; in 1995, No. 3 Texas A&M (2-0) lost, 29-21; in 1994, No. 10 Wisconsin (2-0) was crushed, 55-17; and in 1990, No. 12 Washington (3-0) left a 20-14 loser. In 1989, No. 10 Illinois (2-0) lost 38-7 and No. 3 Nebraska (8-0) fell, 27-21. (*Not included is a 43-10 win over No. 23-FCS Charleston Southern in 2013, which came to Boulder with a 7-0 mark.*)

**THE PRIMO TWENTY-FOUR**

Colorado is one of just **24** schools in I-A/FBS history to be able to make the claim of winning (or sharing) a national championship and also having a Heisman Trophy winner. The criteria for national championship consideration included those crowned by the *Associated Press*, the coaches, the BCS and the CFP; 30 total schools at one point in the past have been able to claim the throne. This prestigious short list (Alabama is the latest to join, doing so in 2009):

School	National Championships	Heisman Trophies	School	National Championships	Heisman Trophies
Alabama	1961-64-65-73-78-79-92-09-11-12-15	2009-15	Nebraska	1970-71-94-95-97	1972-83-2001
Army	1944-45	1945-46-58	Notre Dame	1943-46-47-49-66-73-77-88	1943-47-49-53-56-64-87
Auburn	1957-2010	1971-85-2010	Ohio State	1942-54-57-68-2002	1944-50-55-74-75-95-2006
Brigham Young	1984	1990	Oklahoma	1950-55-56-74-75-85-2000	1952-69-78-2003-08-17-18
<b>Colorado</b>	<b>1990</b>	<b>1994</b>	Penn State	1982-86	1973
Florida	1996-2006-08	1966-96-2007	Pittsburgh	1937-76	1976
Florida State	1993-99-2013	1993-2000-13	Syracuse	1959	1961
Georgia	1980	1942-82	Texas	1963-69-70-2005	1977-98
Louisiana State	1958-2003-19	1959-2019	Texas A & M	1939	1957-2012
Miami, Fla.	1983-87-89-91-2001	1986-92	TCU	1938	1938
Michigan	1948-97	1940-91-97	UCLA	1954	1967
Minnesota	1936-40-60	1941	USC	1962-67-72-74-78-2003-04	1965-68-79-81-2002-04-05

Schools with national championships and no Heisman winner are Michigan State (2), Tennessee (2) and Clemson, Georgia Tech, Maryland and Washington (all 1).

**THE BUFFS & COLLEGE FOOTBALL HARDWARE**

Colorado is in an elite group when it comes to claiming college football's prestigious trophies dating back to the 1990 season. A proliferation of awards has emerged since the late 1980s, and the Buffs are near the top of the list when it comes to collecting these statues. CU has had seven different players win nine trophies over the last 29 seasons (1990-2018), the 18th most nationally when it comes to trophies (and tied for 17th as well in the number of *different* players who have been honored). The below postseason "hardware" count includes the Heisman Trophy and the Lombardi, Maxwell, Walter Camp, Butkus, Thorpe, O'Brien, Unitas, Groza, Biletnikoff, Doak Walker, Nagurski, Bednarik, Mackey, Tatupu (defunct), Ray Guy, Rimington, Lott, Hendricks, Hornung and Bullworth (on-field player awards only—for example, if the Draddy/Campbell was included, CU would have one more on each list; so players only, no coaches, no "fad" awards around for a year or two, and no Disney Spirit, Orange Bowl Courage, etc. awards). The list of schools that have had winners between 1990 and 2018 (players only; LSU and Michigan players shared the 2004 Rimington Award and thus were both compensated for in the trophy count):

School	Players Trophies	School	Players Trophies	School	Players Trophies	School	Players Trophies	School	Players Trophies
Alabama	22 31	Iowa	10 10	Texas Tech	5 5	Northwestern	1 4	Temple	1 2
Oklahoma	16 27	Clemson	8 10	Utah	5 5	Washington State	3 3	Cincinnati	1 1
Ohio State	15 26	Stanford	7 10	TCU	4 5	Illinois	3 3	Colorado State	1 1
Texas	12 23	UCLA	8 9	Washington	4 5	Memphis	3 3	East Carolina	1 1
Florida State	12 22	<b>COLORADO</b>	<b>7 9</b>	Arizona State	3 5	Oregon State	3 3	Florida Atlantic	1 1
Louisiana State	11 19	Arizona	6 9	Baylor	3 5	Louisiana Tech	2 3	Fresno State	1 1
Michigan	10 18	Oregon	5 9	Tennessee	3 5	Maryland	2 3	Hawai'i	1 1
Penn State	10 18	Texas A&M	7 8	Brigham Young	2 5	Virginia Tech	2 3	Houston	1 1
Miami, Fla.	9 17	Auburn	5 8	Georgia Tech	4 4	California	2 2	Marshall	1 1
Wisconsin	13 16	Louisville	5 8	Kansas State	4 4	Missouri	2 2	Mississippi State	1 1
Florida	8 15	Pittsburgh	3 7	Michigan State	4 4	Tulane	2 2	Rutgers	1 1
Notre Dame	8 15	Oklahoma State	6 6	Purdue	4 4	Virginia	2 2	South Carolina	1 1
Nebraska	9 14	Arkansas	4 6	Minnesota	3 4	Wake Forest	2 2	Southern Miss	1 1
USC	8 13	Kentucky	4 6	Mississippi	3 4	West Virginia	2 2	Syracuse	1 1
Georgia	8 11	Boston College	3 6	N.C. State	3 4	North Carolina	1 2	Wyoming	1 1

**ALL-TIME CONSENSUS ALL-AMERICANS**

Colorado is tied for 21st all-time with **31** consensus All-America selections, the fourth-most among Pac-12 schools (per NCAA guidelines: players need to be named first-team on at least two of the five organizations the NCAA recognizes: AFCA, AP, FWAA, Walter Camp and *The Sporting News*). The top 25:

Notre Dame 102, Ohio State 85, Michigan 83, Oklahoma 81, USC 81, Alabama 74, Texas 60, Nebraska 54, Pittsburgh 51, Florida State 45, Penn State 42, UCLA 41, Tennessee 40, Army 37, Stanford 37, LSU 35, Miami-Fla. 35, Georgia 33, Minnesota 33, Florida 32, **Colorado 31**, Michigan State 31, Auburn 30, Texas A&M 30, California 29, Wisconsin 29 (rest of Pac-12: 32. Washington 23; 37. Arizona State 18; 39. Arizona 16; 56. Oregon State, Utah, Washington State 8; 60. Oregon 7).



## 2020 PAC-12 SCHEDULES &amp; RESULTS

## ARIZONA (0-0)

N 7 ◆ at Utah  
 N 14 ◆ SOUTHERN CALIFORNIA  
 N 21 ◆ at Washington  
 N 28 ◆ at UCLA  
**D 5 ◆ COLORADO**  
 D 11 ◆ ARIZONA STATE  
 D 18 (or 19) P12 Ch Game or TBD

## ARIZONA STATE (0-0)

N 7 ◆ at Southern California  
 N 14 ◆ CALIFORNIA  
**N 21 ◆ at Colorado**  
 N 28 ◆ UTAH  
 D 5 ◆ UCLA  
 D 11 ◆ at Arizona  
 D 18 (or 19) P12 Ch Game or TBD

## CALIFORNIA (0-0)

N 7 ◆ WASHINGTON  
 N 14 ◆ at Arizona State  
 N 21 ◆ at Oregon State  
 N 27 ◆ STANFORD  
 D 5 ◆ OREGON  
 D 12 ◆ at Washington State  
 D 18 (or 19) P12 Ch Game or TBD

## COLORADO (0-0)

N 7 ◆ UCLA  
 N 14 ◆ at Stanford  
 N 21 ◆ ARIZONA STATE  
 N 27 ◆ at Southern California  
 D 5 ◆ at Arizona  
 D 11 ◆ UTAH  
 D 18 (or 19) P12 Ch Game or TBD

## OREGON (0-0)

N 7 ◆ STANFORD  
 N 14 ◆ at Washington State  
 N 20 ◆ UCLA  
 N 27 ◆ at Oregon State  
 D 5 ◆ at California  
 D 12 ◆ WASHINGTON  
 D 18 (or 19) P12 Ch Game or TBD

## OREGON STATE (0-0)

N 7 ◆ WASHINGTON STATE  
 N 14 ◆ at Washington  
 N 21 ◆ CALIFORNIA  
 N 27 ◆ OREGON  
 D 5 ◆ at Utah  
 D 12 ◆ at Stanford  
 D 18 (or 19) P12 Ch Game or TBD

## SOUTHERN CAL (0-0)

N 7 ◆ ARIZONA STATE  
 N 14 ◆ at Arizona  
 N 21 ◆ at Utah  
 N 28 ◆ **COLORADO**  
 D 4 ◆ WASHINGTON STATE  
 D 12 ◆ at UCLA  
 D 18 (or 19) P12 Ch Game or TBD

## STANFORD (0-0)

N 7 ◆ at Oregon  
**N 14 ◆ COLORADO**  
 N 21 ◆ WASHINGTON STATE  
 N 27 ◆ at California  
 D 5 ◆ at Washington  
 D 12 ◆ OREGON STATE  
 D 18 (or 19) P12 Ch Game or TBD

## UCLA (0-0)

**N 7 ◆ at Colorado**  
 N 13 ◆ UTAH  
 N 20 ◆ at Oregon  
 N 28 ◆ ARIZONA  
 D 5 ◆ at Arizona State  
 D 12 ◆ SOUTHERN CALIFORNIA  
 D 18 (or 19) P12 Ch Game or TBD

## UTAH (0-0)

N 7 ◆ ARIZONA  
 N 13 ◆ at UCLA  
 N 21 ◆ SOUTHERN CALIFORNIA  
 N 28 ◆ at Arizona State  
 D 5 ◆ OREGON STATE  
**D 11 ◆ at Colorado**  
 D 18 (or 19) P12 Ch Game or TBD

## WASHINGTON (0-0)

N 7 ◆ at California  
 N 14 ◆ OREGON STATE  
 N 21 ◆ ARIZONA  
 N 27 ◆ at Washington State  
 D 5 ◆ STANFORD  
 D 12 ◆ at Oregon  
 D 18 (or 19) P12 Ch Game or TBD

## WASHINGTON ST. (0-0)

N 7 ◆ at Oregon State  
 N 14 ◆ OREGON  
 N 21 ◆ at Stanford  
 N 27 ◆ WASHINGTON  
 D 4 ◆ at Southern California  
 D 12 ◆ CALIFORNIA  
 D 18 (or 19) P12 Ch Game or TBD

KEY: ◆—Pac-12 Conference game.

## OPPONENTS &amp; 2020 SCHEDULE TIDBITS

The six opponents on the 2020 Colorado schedule combined for a **39-37** record in 2019 (51.3 winning percentage); the 12 teams on the original schedule combined for an **81-70** mark in 2019 (53.6 winning percentage); seven teams earned bowl invitations and six won eight or more games.

- The three canceled non-conference games due to the pandemic were at Colorado State (Sept. 5), against Fresno State in Boulder (Sept. 12) and at Texas A&M (Sept. 19). After the Pac-12 released revised schedules on July 31, games that were eventually cancelled included home games against Washington State and Oregon State and road games at Oregon (which would have been the new opener on Sept. 26) and Washington.
- The Sept. 5 game canceled at Colorado State was the last in an 11-game series renegotiated and signed in December 2009; the 2010 through 2019 games were scheduled for and played in Denver, with the 2020 contest in Fort Collins (which was to be the first home game in the series for CSU since 1996). The schools will not play in 2021 or 2022 and will resume their series in 2023 (Sept. 16 in Boulder and Sept. 14 in Fort Collins). The series then will go on hiatus until 2029-30, when tentative dates have been discussed but nothing contractually signed at this time. The neighboring rivals had played every year since 1995 and 31 times dating back to 1983 when the series resumed after a 25-year dormancy (CU leads overall, 67-22-2, and 23-8 since '83).
- Colorado and Texas A&M were set to resume their rivalry from their Big 12 Conference days; they last met in 2009.
- This will be Colorado's latest season opener in 102 years, or since Nov. 16, 1918; that year the start of the season was also delayed to an influenza pandemic at the end of World War I, brought back to the states from returning servicemen. CU lost that game at home to Colorado State Teachers College (now Northern Colorado), 9-0. The only other season that started later was CU's first in 1890 (a 20-0 loss at the Denver Athletic Club on Nov. 15).
- The last time a conference opponent was the foe in a season opener was in 1961, when CU defeated Oklahoma State in Boulder, 24-0.
- The Buffaloes will open on a Saturday for the first time since 2012 after opening on a weeknight for the six straight seasons (2014, 2016, 2017, 2018 and 2019 in Denver, 2015 in Honolulu); the Buffs opened the 2013 season on a Sunday. All but two of CU's 27 head coaches, including Karl Dorrell, opening their CU head coaching careers on a Saturday (exceptions—the previous two: Mike MacIntyre in 2013 and Mel Tucker in 2019).
- Entering its 10th season as a member of the Pac-12, Colorado will open Pac-12 league play at home for the fifth time in the last seven years. CU is 4-5 overall in Pac-12 openers (1-4 at home).
- **Friday Night Lights.** The Buffaloes will play on a Friday night at least once (Dec. 11 versus Utah) for the seventh straight year. Colorado is 18-25 all-time on Fridays, which includes an 8-10 record at night (CU is 5-7 on Friday nights since joining the Pac-12, 1-6 in league games).
- With the one Friday night affair, Colorado will have had at least one regular season game on a non-Saturday for the 25th straight season; the Buffs had played the Friday after Thanksgiving from 1996 through 2012, a span of 17 seasons (Nebraska 1995-2010, Utah 2011-12). But starting in 2013, the game with the Utes has been passed on by the Pac-12's television partners for Friday airing.
- The Dec. 11 home game against Utah will be the latest home game at Folsom Field in CU history (as would be a game played on Dec. 18 or 19 should CU host one of those dates). There have been just four December home games in school history: in 1890 (Dec. 13 vs. Colorado Mines); in 1903 (Dec. 5 vs. Colorado Mines); in 1918 (Dec. 7 vs. Colorado College); and in 1961 (Dec. 2 vs. Air Force). The latter is the latest game played in Folsom Field; in 1939, the only home game on Nov. 30 took place (vs. Denver).
- And with the season finale set for Dec. 18 or 19, it will be the latest game to ever end the regular schedule. The 1890 finale was on Dec. 13; three regular seasons ended on Dec. 7 (1918, 1963, when a game against Air Force was delayed two weeks due to the assassination of President John F. Kennedy and in 2002 (Big 12 title game against Oklahoma).
- Colorado is scheduled to travel **5,194** ground and air miles round-trip for its non-Boulder games in 2020: Stanford (San Francisco, 2,042), Arizona (Tucson, 1,349) and Southern California (Los Angeles, 1,803). CU traveled **7,014** miles in 2019, **8,028** miles in 2018, **7,086** in 2017 and **11,704** in 2016 (two extra games). *Where applicable, includes 83 round trip miles to DIA.*







## 2020 PAC-12 REVISED COMPOSITE SCHEDULE &amp; RESULTS

Original Week Zero (Aug. 29) **CANCELED**

Hawai'i at Arizona, TBA  
 New Mexico State at UCLA, TBA  
 California at Nevada-Las Vegas, TBA

Original Week One (Sept. 3-5) **CANCELED**

(Sept. 3) Northern Arizona at Arizona State, TBA  
 (Sept. 3) Brigham Young at Utah, TBA  
 (Sept. 3) Oregon State at Oklahoma State, TBA  
 Colorado at Colorado State, TBA  
 Michigan at Washington, TBA  
 North Dakota State at Oregon, TBA  
 Portland State at Arizona, TBA  
 Southern California vs. Alabama (at Arlington), TBA  
 TCU at California, TBA  
 UCLA at Hawai'i, TBA  
 Washington State at Utah State, TBA  
 William & Mary at Stanford, TBA

Original Week Two (Sept. 12) **CANCELED**

Fresno State at Colorado, TBA  
 \*Stanford at Arizona, TBA  
 Arizona State at Nevada-Las Vegas, TBA  
 Cal Poly at California, TBA  
 Colorado State at Oregon State, TBA  
 Houston at Washington State, TBA  
 Montana State at Utah, TBA  
 New Mexico at Southern California, TBA  
 Ohio State at Oregon, TBA  
 Sacramento State at Washington, TBA

Original Week Three (Sept. 19) **CANCELED**

Colorado at Texas A&M, TBA  
 \*Southern California at Stanford, TBA  
 Arizona at Texas Tech, TBA  
 Brigham Young at Arizona State, TBA  
 Hawai'i at Oregon, TBA  
 Idaho at Washington State, TBA  
 Portland State at Oregon State, TBA  
 UCLA at San Diego State, TBA  
 Utah at Wyoming, TBA  
 Utah State at Washington, TBA

## Revised Week One (Nov. 7)

\*UCLA at Colorado (ESPN2), 5:00 p.m.  
 \*Arizona State at Southern California (FOX), 10:00 a.m.  
 \*Arizona at Utah (ESPN), 2:00 p.m.  
 \*Stanford at Oregon (ABC), 5:30 p.m.  
 \*Washington at California (ESPN), 8:30 p.m.  
 \*Washington State at Oregon State (FS-1), 8:30 pm.

## Revised Week Two (Nov. 14)

(Nov. 13) \*Utah at UCLA (FS-1), 8:30 p.m.  
 \*Colorado at Stanford (ESPN2), 1:30 p.m.  
 \*Oregon State at Washington (FS-1), 9:00 p.m.  
 \*California at Arizona State, TBA  
 \*Oregon at Washington State, TBA  
 \*Southern California at Arizona, TBA

## Revised Week Three (Nov. 21)

(Nov. 20) \*UCLA at Oregon (ESPN), 8:30 p.m.  
 \*Arizona State at Colorado, TBA  
 \*Arizona at Washington, TBA  
 \*California at Oregon State, TBA  
 \*Southern California at Utah, TBA  
 \*Washington State at Stanford, TBA

## Revised Week Four (Nov. 28)

(Nov. 27) \*Stanford at California (FOX), 2:00 p.m.  
 (Nov. 27) \*Washington at Washington State (ABC/ESPN), 1:30, 5:00, or 8:30 p.m.  
 (Nov. 27) \*Oregon at Oregon State (ABC/ESPN), 1:30, 5:00 or 8:30 p.m.  
 \*Colorado at Southern California (ESPN), TBA  
 \*Arizona at UCLA, TBA  
 \*Utah at Arizona State, TBA

## Revised Week Five (Dec. 5)

(Dec. 4) \*Washington State at Southern Cal (FS1), 7:30 or 8:30 p.m.  
 \*Colorado at Arizona, TBA  
 \*Oregon at California, TBA  
 \*Oregon State at Utah, TBA  
 \*Stanford at Washington, TBA  
 \*UCLA at Arizona State, TBA

## Revised Week Six (Dec. 12)

(Dec. 11) \*Utah at Colorado (FS-1), 7:30 p.m.  
 (Dec. 11) \*Arizona State at Arizona (ESPN), TBA  
 \*California at Washington State, TBA  
 \*Oregon State at Stanford, TBA  
 \*Southern California at UCLA, TBA  
 \*Washington at Oregon, TBA

## Revised Week Seven (Dec. 19)

(Dec. 18) Pac-12 Championship at campus host, TBD  
 Five Division Crossover Games TBD

	A	Cal	CU	O	W	UCLA	SC	U	W	CU	UCLA	Cal	CU
WEEK 1 NOV 7	U	SC	W	UCLA	CU	U	W	CU	UCLA	Cal	CU	U	W
WEEK 2 NOV 13-14	SC	Cal	CU	U	W	CU	U	W	CU	UCLA	Cal	CU	U
WEEK 3 NOV 20-21	W	CU	U	W	CU	U	W	CU	U	W	CU	U	W
WEEK 4 NOV 27-28	UCLA	U	CU	W	CU	U	W	CU	U	W	CU	U	W
WEEK 5 DEC 4-5	CU	UCLA	O	A	Cal	U	W	CU	U	W	CU	U	W
WEEK 6 DEC 11-12	CU	A	CU	U	W	CU	U	W	CU	U	W	CU	U
WEEK 7 DEC 18-19	FCG DECEMBER 18 CHAMPIONSHIP WEEK: 12 TEAMS IN ACTION												

All times listed are MDT/MST. Home team in CAPS. \*—denotes Pacific-12 Conference game. Television selections Sept. 26 and beyond are made on 12 days' notice by the Pac-12 television partners (ESPN/ABC, FOX/FOX Sports 1 or 2, Pac-12 Networks); ESPN/ABC also has an option of utilizing a 6-day selection process three times annually. In 2020, all games the first six weeks of the season will be broadcast on the ESPN/ABC and FOX family of networks (week 7 is to be determined with the crossover games). With the advent of the Pac-12 Networks (National; Arizona, Mountain, Oregon, Northern California, Southern California, Washington), all conference games and non-league home games have been televised (79 in all in 2019). ABC's standard afternoon regional telecast window is at 1:30 p.m. MT in addition to a number of prime-time windows (5:30 p.m. MT; those games will be selected from the Pac-12, American Athletic, ACC, Big 10 or Big 12). ESPN/ESPN 2/FS-1 utilize several windows, including 7 p.m. MT on Thursdays (those games are selected by June 1).

## 2019 PAC-12 CONFERENCE STANDINGS

## South Division (+2)

School (AP/Coaches/CFP)	conference-----					overall-----					Next Up
	W	L	Pct.	Pts	Opp	W	L	Pct.	Pts	Opp	
Utah (RV/RV/--)	8	1	.889	331	106	11	3	.786	452	210	N 7 ARIZONA
Southern California (#20/#20/--)	7	2	.778	313	250	8	5	.615	422	382	N 7 ARIZONA STATE
Arizona State (RV/RV/--)	4	5	.444	243	256	8	5	.615	322	291	N 7 at Southern California
UCLA	4	5	.444	278	322	4	8	.333	320	417	N 7 at Colorado
<b>COLORADO</b>	<b>3</b>	<b>6</b>	<b>.333</b>	<b>173</b>	<b>290</b>	<b>5</b>	<b>7</b>	<b>.417</b>	<b>282</b>	<b>382</b>	<b>N 7 UCLA</b>
Arizona	2	7	.222	192	329	4	8	.333	323	429	N 7 at Utah

## North Division (-2)

School (AP/Coaches/FWAA16/CFP)	conference-----					overall-----					Next Up
	W	L	Pct.	Pts	Opp	W	L	Pct.	Pts	Opp	
Oregon (#12/#14/--)	8	1	.889	297	153	12	2	.857	495	231	N 7 STANFORD
Washington (RV/--/--)	4	5	.444	234	193	8	5	.615	416	252	N 7 at California
Oregon State	4	5	.444	265	300	5	7	.417	374	390	N 7 WASHINGTON STATE
California (RV/RV/--)	4	5	.444	163	215	8	5	.615	276	285	N 7 WASHINGTON
Washington State	3	6	.333	322	329	6	7	.462	491	408	N 7 at Oregon State
Stanford	3	6	.333	192	261	4	8	.333	260	358	N 7 at Oregon





## A LOOK AT THE PAC-12 DIVISIONS

After the Pac-12 announced it was expanding to 12 teams in 2010 with the late spring additions of Colorado (June 10) and Utah (June 17), later that year the divisions in football only were announced: CU and Utah joined Arizona, Arizona State, Southern California and UCLA in the Pac-12 South; the Oregon and Washington schools along with Cal and Stanford would comprise the Pac-12 North. Here's a look at the divisions and the all-time records of each program as listed by the NCAA through games of October 31 (2020 records in parenthesis):

PAC-12 SOUTH	Seasons	Games	W	L	T	Pct.	PAC-12 NORTH	Seasons	Games	W	L	T	Pct.
Arizona (0-0) .....	117	1,123	617	473	33	.566	California (0-0).....	125	1,271	676	544	51	.552
Arizona State (0-0) .....	108	1,045	622	399	24	.607	Oregon (0-0).....	125	1,214	669	499	46	.570
Colorado (0-0).....	<b>131</b>	<b>1,261</b>	<b>710</b>	<b>515</b>	<b>36</b>	<b>.577</b>	Oregon State (0-0).....	124	1,197	537	610	50	.470
Southern California (0-0).....	127	1,252	847	351	54	.698	Stanford (0-0).....	114	1,173	657	467	49	.581
UCLA (0-0).....	102	1,075	609	429	37	.584	Washington (0-0).....	131	1,247	743	454	50	.616
Utah (0-0).....	127	1,186	688	467	31	.593	Washington State (0-0).....	125	1,161	552	564	45	.495
<b>Totals .....</b>	<b>6,942</b>	<b>4093</b>	<b>2634</b>	<b>215</b>	<b>.605</b>		<b>Totals .....</b>	<b>7,263</b>	<b>3834</b>	<b>3138</b>	<b>291</b>	<b>.548</b>	

## ALL-TIME PAC-12 HEAD-TO-HEAD SERIES RECORDS

A look at the team versus team football histories in the Pac-12 (won-lost-tied; does not include vacated games):

School	UA	ASU	CAL	COLO	OREG	OSU	STAN	UCLA	USC	UTAH	WASH	WSU	Totals
Arizona	.....	40-42-1	19-14-2	8-14	17-27	24-16-1	14-17	16-25-2	8-35	19-24-2	11-22-1	27-17	204-252- 9
Arizona State	42-40-1	.....	17-18	8-3	18-20	29-13-1	17-14	14-21-1	13-23	22-9	20-16	27-15-2	227-193- 5
California	14-19-2	18-17	.....	6-4	38-39-1	37-34	42-51-6	34-55-1	31-71-5	6-6	42-55-4	47-28-5	315-379-24
Colorado	<b>14-8</b>	<b>3-8</b>	<b>4-6</b>	.....	<b>9-13</b>	<b>5-6</b>	<b>5-6</b>	<b>4-11</b>	<b>0-14</b>	<b>32-31-3</b>	<b>6-12-1</b>	<b>6-7</b>	<b>88-122- 4</b>
Oregon	27-17	20-18	39-38-1	13-9	.....	66-47-10	33-46-1	29-40	21-39-2	23-10	47-60-5	48-42-7	367-366-25
Oregon State	16-24-1	14-29-1	34-37	6-5	47-66-10	.....	25-58-3	17-43-4	11-63-4	11-10-1	34-67-4	47-54-3	262-456-31
Southern California	35-8	23-13	71-31-5	14-0	39-21-2	63-11-4	64-33-3	50-32-7	.....	12-6	52-30-4	60-10-4	483-195-29
Stanford	17-14	14-17	51-42-6	6-5	46-33-1	58-25-3	.....	42-46-3	33-64-3	4-5	42-43-4	40-29-1	353-323-21
UCLA	25-16-2	21-14-1	55-34-1	11-4	40-29	43-17-4	46-42-3	.....	32-50-7	11-7	40-32-2	41-20-1	365-265-21
Utah	24-19-2	9-22	6-6	31-32-3	10-23	10-11-1	5-4	7-11	6-12	.....	2-12	8-9	118-161- 6
Washington	22-11-1	16-20	55-41-4	12-6-1	60-47-5	67-34-4	43-42-4	32-40-2	30-52-4	12-2	.....	74-32-6	413-328-31
Washington State	17-27	15-27-2	29-47-5	7-6	42-48-7	54-47-3	29-40-1	20-41-1	10-60-4	9-8	32-74-6	.....	264-425-28

## PERCEPTION

Here's a quick fact when it came to CU and Utah joining the Pac-12 back in 2010: the two are travel partners, and most assumed it would not be a cozy as the other five pairs. Well, first of all, it's not like they travel together, the same teams will roll into Boulder and Salt Lake City the same weekends, and the other schools will host CU and Utah in one order or the other. The campuses of CU and Utah are 356 miles apart; did you know Washington and Washington State's campuses are 252 miles apart? And the Arizona schools are separated by 102 miles; the others are all under 40, with USC and UCLA the closest. Bottom line is that CU and Utah are not really that far out of whack (Texas A&M and Texas Tech are further apart than the Buffs and the Utes by some 29 miles).



## FOLSOM FIELD RANKED SEVENTH TOUGHEST PLACE TO PLAY

Yahoo! Sports in 2012 came out with its top 25 toughest places to play list, and lo and behold, Folsom Field came in at No. 7. In ranking CU in that spot, Yahoo! wrote: "Folsom Field, home of the Colorado Buffaloes, is one of the most underrated venues in college sports. The fans here always cheer hard and loud, and they are quite respectful and friendly to visiting fans." The Top 10 were comprised of: 1. Ohio State (*Ohio Stadium*); 2. Florida (*Ben Hill Griffin Stadium, a.k.a. the Swamp*); 3. Louisiana State (*Tiger Stadium, a.k.a., Death Valley*); 4. Auburn (*Jordan-Hare Stadium*); 5. Michigan State (*Spartan Stadium*); 6. Miami, Fla. (*Sun Life Stadium*); 7. Colorado (*Folsom Field*); 8. West Virginia (*Mountaineer Field at Milan Puskar Stadium*); 9. Iowa (*Kinnick Stadium*); 10. Texas A&M (*Kyle Field*). The next Pac-12 school on the list was Oregon (*Autzen Stadium*) at No. 21, with Washington at No. 23 (*Husky Stadium*).

## FOLSOM FIELD #1

In 2017, *LawnStarter.com* ranked its top 16 College Football Stadiums with the Best Natural Scenery, and lo and behold, coming in at the top was CU's own **Folsom Field**. The top 10: 1. **Folsom Field (Colorado)**; 2. Lavell Edwards Stadium (BYU); 3. Utah Stadium (Utah); 4. Romney Stadium (Utah State); 5. Rose Bowl (UCLA); 6. Sun Bowl (UTEP); 7. Ryan Field (Northwestern); 8. Scott Stadium (Virginia); 9. Michie Stadium (Army); 10. **Kidd Brewer Stadium (Appalachian State)**; 11. Dowdy-Ficklen Stadium (East Carolina); 12. Dix Stadium (Kent State); 13. Memorial Stadium (California); 14. Kenan Stadium (North Carolina); 15. Memorial Stadium (Kansas); 16. Spartan Stadium (San Jose State).

The same publication ranked CU's natural grass field the third best national behind Iowa State (Jack Trice Field) and Northwestern (Ryan Field).

## U.S. NEWS & WORLD REPORT TABS BOULDER #1

In October 2020, *U.S. News & World Report* released its annual ranking of the top 150 places to live in the United States. In its summary, the publication wrote: "Snug against the foothills where the Great Plains give rise to the Rocky Mountains, Boulder is nothing if not a looker. This city reveals its spectacle at the crest of a hill on U.S. Route 36 from Denver with its iconic sandstone slabs rising from the mountains, prefaced by pine-clad mesas and cradled within the backdrop of the snow-capped Indian Peaks." Boulder received high scores for desirability, job market and quality of life (also receiving the No. 1 ranking in the latter).

The top 10: 1. **Boulder**; 2. Denver; 3. Austin, Texas; 4. Colorado Springs; 5. Fort Collins, Colo.; 6. Charlotte, N.C.; 7. Des Moines, Iowa; 8. Fayetteville, Ark.; 9. Portland, Ore.; 10. San Francisco. *Other Pac-12 Metro Areas*: 13. Seattle; 29. San Jose, Calif.; 31. Salt Lake City; 53. Phoenix; 76. Eugene; 80. Salem, Ore.; 85. Spokane; 97. Los Angeles; 113. Tucson.



## ACTIVE COLORADO CAREER STATISTICAL CHARTS

## RUSHING

Rk	Player (Seasons)	Att.	Yards	Avg.	TD
1	Eric Bieniemy (1987-90) .....	699	3,940	5.63	41
2	Phillip Lindsay (2014-17) .....	750	3,707	4.94	36
3	Rodney Stewart (2008-11) .....	809	3,598	4.45	25
4	Rashaan Salaam (1992-94) .....	486	3,057	6.29	33
5	Bobby Purify (2000-04) .....	595	3,016	5.07	20
10	Herchell Troutman (1994-97) .....	568	2,487	4.38	21
15	Kayo Lam (1933-35) .....	313	2,140	6.84	18
20	Carroll Hardy (1951-54) .....	291	1,999	6.87	23
25	William Harris (1965-67) .....	330	1,585	4.80	4
30	Mark Hatcher (1984-87) .....	375	1,470	3.92	16
35	Erich Kissick (1986-89) .....	256	1,297	5.07	8
40	Michael Adkins II (2013-17) .....	247	1,200	4.86	13
50	Chuck Weiss (1958-60) .....	242	1,039	4.29	12
55	Willie Beebe (1978-81) .....	229	967	4.22	9
60	Alex Fontenot (2018-20) .....	196	917	4.68	6
104	Jaren Mangham (2019-20) .....	107	441	4.12	3

## PASSING

Rk	Player (Seasons)	Att-Com-Int	Pct.	Yards	TD	Rating
1	Steven Montez (2016-19) .....	1312-820-32	62.5	9,649	63	135.25
2	Sefo Liufau (2013-16) .....	1383-870-36	62.9	9,568	60	130.13
3	Cody Hawkins (2007-10) .....	1214-667-41	54.9	7,409	60	115.76
4	Joel Klatt (2002-05) .....	1095-666-33	60.8	7,375	44	124.63
5	Kordell Stewart (1991-94) .....	785-456-19	58.1	6,481	33	136.47
6	Tyler Hansen (2008-11) .....	872-505-28	57.9	5,705	35	119.69
7	Koy Detmer (1992-96) .....	594-350-25	58.9	5,390	40	148.95
8	Mike Moschetti (1998-99) .....	607-366-19	60.3	4,797	33	138.36
9	John Hessler (1994-97) .....	627-347-26	55.3	4,788	34	129.09
10	Steve Vogel (1981-84) .....	688-309-33	44.9	3,912	27	96.03
11	Darian Hagan (1988-91) .....	424-213-19	50.2	3,801	27	137.59

## TOTAL OFFENSE

Rk	Player (Seasons)	Rush	Pass	Total	TDR
1	Steven Montez (2016-19) .....	960	9,649	10,609	74
2	Sefo Liufau (2013-16) .....	941	9,568	10,509	73
3	Kordell Stewart (1991-94) .....	1,289	6,481	7,770	48
4	Cody Hawkins (2007-10) .....	-159	7,409	7,250	67
5	Joel Klatt (2002-05) .....	-130	7,375	7,245	47

## RECEIVING (Receptions)

Rk	Player (Seasons)	No.	Yards	Avg.	TD
1	Nelson Spruce (2012-15) .....	294	3,347	11.4	23
2	Scotty McKnight (2007-10) .....	215	2,521	11.7	22
3	Shay Fields (2014-17) .....	190	2,552	13.4	21
4	Michael Westbrook (1991-94) .....	167	2,548	15.3	19
5	Paul Richardson (2010-13) .....	156	2,412	15.5	21
6	Phil Savoy (1994-97) .....	152	2,176	14.3	14
7	Bryce Bobo (2014-17) .....	150	1,638	10.9	10
8	Laviska Shenault (2017-19) .....	149	1,943	13.0	10
9	Devin Ross (2013-17) .....	140	1,621	11.6	9
10	Javon Green (1997-2000) .....	136	2,031	14.9	17
11	Rae Carruth (1992-96) .....	135	2,540	18.8	20
12	Derek McCoy (2000-03) .....	134	2,038	15.2	20
13	Charles E. Johnson (1990-93) .....	127	2,447	19.3	15
14	Monte Huber (1967-69) .....	111	1,436	12.9	5
15	Phillip Lindsay (2014-17) .....	110	976	8.8	3
16	*Daniel Graham (1998-2001) .....	106	1,543	14.6	11
17	Patrick Williams (2005-08) .....	104	1,070	10.3	3
18	Dusty Sprague (2004-07) .....	103	1,261	12.2	4
19	*Christian Fauria (1991-94) .....	98	1,058	10.8	11
20	Darrin Chiaverini (1995-98) .....	97	1,199	12.4	6
21	D.J. Hackett (2002-03) .....	93	1,194	12.8	9
22	Rodney Stewart (2008-11) .....	93	969	10.4	0
23	*Dave Hestera (1981-83) .....	91	1,057	11.6	2
24	Tony Jones (2011-14) .....	90	558	6.2	3
25	K.D. Nixon (2017-20) .....	89	1,128	12.7	7
86	Dimitri Stanley (2018-20) .....	35	355	10.1	2
99	Brady Russell (2018-20) .....	28	262	9.4	2
105	Alex Fontenot (2018-20) .....	27	122	4.5	0

## RECEIVING (Yards)

Rk	Player (Seasons)	No.	Yards	Avg.	TD
1	Nelson Spruce (2012-15) .....	294	3,347	11.4	23
2	Shay Fields (2014-17) .....	190	2,552	13.4	21
3	Michael Westbrook (1991-94) .....	167	2,548	15.3	19
4	Rae Carruth (1992-96) .....	135	2,540	18.8	20
5	Scotty McKnight (2007-10) .....	215	2,521	11.7	22
6	Charles E. Johnson (1990-93) .....	127	2,447	19.3	15
7	Paul Richardson (2010-13) .....	156	2,412	15.5	21
8	Phil Savoy (1994-97) .....	152	2,176	14.3	14
9	Derek McCoy (2000-03) .....	134	2,038	15.2	20
10	Javon Green (1997-2000) .....	136	2,031	14.9	17
11	Laviska Shenault (2017-19) .....	149	1,943	13.0	10
12	Bryce Bobo (2014-17) .....	150	1,638	10.9	10
13	Devin Ross (2013-17) .....	140	1,621	11.7	9
13	*Daniel Graham (1998-2001) .....	106	1,543	14.6	11
15	Monte Huber (1967-69) .....	111	1,436	12.9	5
16	Dusty Sprague (2004-07) .....	103	1,261	12.2	4
17	Mike Pritchard (1987-90) .....	47	1,241	26.4	10
18	Marcus Stiggers (1996-99) .....	80	1,223	15.1	10
19	Ron Brown (1981-85) .....	57	1,217	21.4	8
20	Darrin Chiaverini (1995-98) .....	97	1,199	12.4	6
21	D.J. Hackett (2002-03) .....	93	1,194	12.8	9
22	Toney Clemons (2010-11) .....	86	1,162	13.5	11
23	*Jon Embree (1983-86) .....	80	1,166	14.6	5
24	K.D. Nixon (2017-20) .....	89	1,128	12.7	7
25	Loy Alexander (1983-85) .....	78	1,107	14.2	8
121	Dimitri Stanley (2018-20) .....	35	355	10.1	2

## ALL-PURPOSE YARDS

Rk	Player (Seasons)	Rush	Rec	KOR	PR	Total
1	Phillip Lindsay (2014-17) .....	3,707	976	1,077	0	5,760
2	Rodney Stewart (2008-11) .....	3,598	969	239	22	4,828
3	Eric Bieniemy (1987-90) .....	3,940	380	31	0	4,351
4	Hugh Charles (2004-07) .....	2,659	552	411	0	3,622
5	Nelson Spruce (2012-15) .....	2	3,347	63	180	3,592
10	Charlie Davis (1971-73) .....	2,958	131	75	0	3,164
25	Scotty McKnight (2007-10) .....	4	2,521	21	36	2,582
30	Josh Smith (2007-08) .....	66	838	1,276	292	2,472
35	Laviska Shenault (2017-19) .....	280	1,943	54	55	2,332
40	Walter Stanley (1980-81) .....	399	490	1,172	138	2,199
45	Ron Brown (1981-85) .....	751	1,217	128	0	2,096
55	K.D. Nixon (2017-20) .....	31	1,128	758	9	1,926

## YARDS FROM SCRIMMAGE

Rk	Player (Seasons)	Rush	Rec	Total
1	Phillip Lindsay (2014-18) .....	3,707	976	4,683
2	Rodney Stewart (2008-11) .....	3,598	969	4,567
3	Eric Bieniemy (1987-90) .....	3,940	380	4,320
4	Bobby Purify (2000-04) .....	3,016	508	3,524
5	Rashaan Salaam (1992-94) .....	3,057	412	3,469
10	Lee Rouson (1981-84) .....	2,296	699	2,995
20	Scotty McKnight (2007-10) .....	4	2,521	2,525
21	Paul Richardson (2010-13) .....	38	2,412	2,450
22	Bobby Anderson (1967-69) .....	2,367	68	2,435
23	Christian Powell (2012-15) .....	2,040	229	2,269
24	Kayo Lam (1933-35) .....	2,140	111	2,251
25	Laviska Shenault (2017-19) .....	280	1,943	2,223

## SCORING

Rk	Player (Seasons)	TD	2Pt	EP-EPA	FG-FGA	PTS
1	Mason Crosby (2003-06) .....	0	0-0	109-117	66-88	307
2	Will Oliver (2011-14) .....	0	0-0	129-131	50-69	279
3	Eric Bieniemy (1987-90) .....	42	1-1	0-0	0-0	254
4	Phillip Lindsay (2014-17) .....	39	0-0	0-0	0-0	234
5	Jeremy Aldrich (1996-99) .....	0	0-0	87-95	48-64	231
6	Bobby Anderson (1967-69) .....	35	1-2	0-0	0-0	212
7	Chris Brown (2001-02) .....	34	0-0	0-0	0-0	204
8	Rashaan Salaam (1992-94) .....	33	0-0	0-0	0-0	198
9	James Stefanou (2017-20) .....	0	0-0	92-93	34-47	194
10	Tom Field (1979-83) .....	0	0-0	82-86	36-55	190
91	K.D. Nixon (2017-20) .....	8	0-0	0-0	0-0	48



## ACTIVE COLORADO CAREER STATISTICAL CHARTS, CONTINUED

## KICK SCORING

Rk	Player (Seasons)	EP-EPA	FG-FGA	PTS
1	Mason Crosby (2003-06)	109-117	66-88	307
2	Will Oliver (2011-14)	129-131	50-69	279
3	Jeremy Aldrich (1996-99)	87-95	48-64	231
4	<b>James Stefanou (2017-20)</b>	<b>92-93</b>	<b>34-47</b>	<b>194</b>
5	Tom Field (1979-83)	82-86	36-55	190

## PUNTING

Rk	Player (Seasons)	No.	Yards	Avg.	Long	In 20
1	Mark Mariscal (1999-2002)	99	4,632	46.79	68	25
2	Barry Helton (1984-87)	153	6,873	44.92	68	44
3	Keith English (1985-88)	55	2,457	44.67	77	21
4	Zack Jordan (1950-52)	137	6,113	44.62	78	23
5	John Torp (2002-05)	205	9,145	44.61	72	65

## KICKOFF RETURNS

Rk	Player (Seasons)	No.	Yards	Avg.	TD
1	Ben Kelly (1997-99)	64	1,798	28.1	3
2	Terrence Wheatley (2003-07)	56	1,350	24.1	0
3	Josh Smith (2007-08)	50	1,276	25.5	1
4	M.J. Nelson (1986-89)	51	1,198	23.5	0
5	Walter Stanley (1980-81)	49	1,172	23.9	1
10	Ryan Severson (2013-16)	40	872	21.8	0
15	<b>K.D. Nixon (2017-20)</b>	<b>33</b>	<b>758</b>	<b>23.0</b>	<b>0</b>

## INTERCEPTIONS

Rk	Player (Seasons)	No.	Yards	Avg.	TD
1	John Stearns (1970-72)	16	339	21.2	0
2	Chris Hudson (1991-94)	15	204	13.6	2
3	Dick Anderson (1965-67)	14	151	10.8	0
3	Terrence Wheatley (2003-07)	14	154	11.0	2
5	two with	13	(Tim James, Tedric Thompson)		

## TACKLES

Rk	Player (Position, Seasons)	UT	AT	—	TOT	TFL
1	Barry Remington (LB, 1982-86)	245	248	—	493	21- 60
2	Matt Russell (LB, 1993-96)	282	164	—	446	44-144
3	Greg Biekert (LB, 1989-92)	280	161	—	441	33- 73
4	Jordan Dizon (LB, 2004-07)	293	147	—	440	35-137
5	Ted Johnson (LB, 1991-94)	253	156	—	409	21- 61
6	Rick Gamboa (2015-18)	188	200	—	388	7- 20
7	Laval Short (DL, 1976-79)	141	231	—	372	37-239
8	Chad Brown (LB, 1989-92)	242	127	—	369	38-169
9	Michael Jones (LB, 1986-89)	218	131	—	349	13- 41
10	Thaddeus Washington (LB, 2003-06)	202	136	—	338	25- 80
11	Michael Lewis (DB, 1998-2001)	225	111	—	336	17- 73
12	Mickey Pruitt (DB, 1984-87)	201	131	—	332	18- 71
13	Jashon Sykes (LB, 1998-2001)	212	118	—	330	33- 97
14	J.J. Billingsley (DB, 2002-06)	211	96	—	307	25-115
15	Steve Rosga (DB, 1992-96)	181	123	—	304	1- 1
15	Don DeLuzio (LB, 1984-88)	175	129	—	304	16- 45
17	Kenneth Olugbode (LB, 2013-16)	193	106	—	299	10- 30
18	Kanavis McGhee (LB, 1987-90)	179	118	—	297	38-163
18	Brian Cabral (LB, 1974-77)	120	177	—	297	10- 38
20	Jeff Smart (LB, 2006-09)	188	103	—	291	12- 34
21	<b>Nate Landman (LB, 2017-20)</b>	<b>184</b>	<b>93</b>	—	<b>277</b>	<b>25- 89</b>
—	<b>Mustafa Johnson (DL, 2018-20)</b>	<b>74</b>	<b>33</b>	—	<b>107</b>	<b>23- 94</b>
—	<b>Carson Wells (LB, 2018-20)</b>	<b>60</b>	<b>31</b>	—	<b>91</b>	<b>9- 49</b>

## QUARTERBACK SACKS

Rk	Player (Seasons)	No.	Yards
1	Alfred Williams (1987-90)	35	242
2	Ron Woolfork (1990-93)	33	241
3	Greg Jones (1992-96)	25	158
4	Laval Short (1976-79)	24½	192
5	Abraham Wright (2004-06)	21	151
6	Jimmie Gilbert (2013-16)	20	156
14	Kanavis McGhee (1987-90)	15	97
14	Josh Hartigan (2008-11)	15	90
16	Derek McCartney (2014-17)	14½	69
17	Troy Archer (1974-75)	14	123
17	Chad Brown (1989-92)	14	114
17	Ruben Vaughan (1975-78)	14	97
20	Garry Howe (1989-90)	13½	90
21	<b>Mustafa Johnson (2018-20)</b>	<b>13</b>	<b>65</b>

## TACKLES FOR LOSS

Rk	Player (Seasons)	No.	Yards
1	Alfred Williams (1987-90)	59	303
2	Ron Woolfork (1990-93)	53	303
3	Greg Jones (1992-96)	45	205
4	Matt Russell (1993-96)	44	144
5	Leonard Renfro (1989-92)	43	142
19	Dan McMillen (1982-85)	29	168
19	Abraham Wright (2004-06)	29	165
19	Garry Howe (1989-90)	29	115
22	Ruben Vaughan (1975-78)	28	115
22	Ryan Olson (1994-97)	28	107
24	Addison Gillam (2013-16)	26	115
24	Chidobe Awuzie (2013-16)	26	104
24	Marques Harris (2000-03)	26	102
27	<b>Nate Landman (2017-20)</b>	<b>25</b>	<b>89</b>
34	<b>Mustafa Johnson (2018-20)</b>	<b>23</b>	<b>94</b>

## THIRD DOWN STOPS

Rk	Player, Pos. (Seasons)	No. (4th)
1	Jordan Dizon, ILB (2004-07)	48 (7)
2	Chidobe Awuzie, CB (2013-16)	47 (4)
3	Matt Russell, ILB (1993-96)	45 (7)
4	Jimmie Gilbert, OLB (2013-16)	44 (3)
5	Chad Brown, ILB/OLB (1989-92)	42 (5)
6	Greg Biekert, ILB (1989-92)	41 (6)
7	Cha'pelle Brown, CB (2006-09)	39 (6)
8	Jashon Sykes, ILB (1998-01)	34 (4)
8	Akarika Dawn, ILB (2002-05)	34 (5)
10	Rick Gamboa, ILB (2015-18)	33 (2)
10	<b>Nate Landman, ILB (2017-20)</b>	<b>33 (6)</b>

## PASS DEFLECTIONS

Rk	Player (Seasons)	No.
1	Marcus Washington (1995-98)	42
2	Damen Wheeler (1996-99)	39
3	Greg Henderson (2011-14)	36
3	Ken Crawley (2012-15)	36
5	Chidobe Awuzie (2013-16)	35
10	Mickey Pruitt (1984-87)	32
10	Isaiah Oliver (2015-17)	32

## SPECIAL TEAM TACKLES

Rk	Player (Seasons)	UT	AT	—	Total
1	Ryan Sutter (1994-97)	32	32	—	64
2	Darren Fisk (1995-97)	25	23	—	48
3	Ryan Black (1994-97)	21	19	—	40
4	Beau Bisharat (2016-19)	28	11	—	39
5	Terrel Smith (2010-14)	24	10	—	34
5	Arthur Jaffee (2008-11)	21	13	—	34

## SPECIAL TEAM POINTS

Rk	Player (Seasons)	UT	AT	In20	Other	Points
1	Ryan Sutter (1994-97)	32	32	13	46	123
2	Beau Bisharat (2016-19)	28	11	8	51	98
3	Arthur Jaffee (2008-11)	21	13	9	46	89
4	Darren Fisk (1995-97)	25	23	3	35	86
5	Ryan Severson (2013-16)	19	5	8	52	84
6	Derrick Webb (2010-13)	19	13	6	43	81
7	Travis Sandersfeld (2008-11)	13	7	5	47	72
8	Ryan Black (1994-97)	21	19	4	24	68
9	Paul Rose (1987-90)	14	20	8	25	67
10	Jalil Brown (2007-10)	19	5	4	37	65
10	Terrel Smith (2010-14)	24	10	8	23	65
20	<b>Daniel Arias (2018-20)</b>	<b>8</b>	<b>0</b>	<b>2</b>	<b>41</b>	<b>51</b>

## MOST FORCED FAIR CATCHES

Rk	Player (Seasons)	FFC
1	Ryan Iverson (2010-13)	27
2	<b>Daniel Arias (2018-20)</b>	<b>21</b>
3	Jalil Brown (2007-10)	17
4	Beau Bisharat (2016-19)	16
5	John Walker (2013-15)	13

**ALL-BLACK UNIFORMS**

Colorado has worn its all black uniforms on **54** occasions, when the Buffaloes wear both black jerseys and black pants, owning a **24-29-1** record; the Buffs have also added black helmets to the look, having worn black top-to-bottom on six occasions (**0-7** in that combo). A little history on the all-black look: the brainchild of then-head coach Bill McCartney, CU first wore the garb on Nov. 28, 1987 for a game after Thanksgiving at the time; the opponent was CU's old Big 8 rival, Nebraska. The Buffs came out and warmed up in gold pants, and upon returning to the locker room at the conclusion of warm-ups, the players found black pants hanging in their lockers. "It was something we thought about a long time ago," Mac said at the time. "You couldn't do this overnight. We didn't tell the kids, and they were real excited." He went on to say that it was planned a month or so out to give the team a shot of adrenaline prior to kickoff.

**COLORADO / ALL-BLACK UNIFORMS (24-29-1)**

Year	Opponent	Result	Year	Opponent	Result	Year	Opponent	Result	Year	Opponent	Result
1987	Nebraska	L 7-24	1999	Nebraska (OT)	L 30-33	2006	Texas Tech	W 30-6		*Arizona State	L 17-51
1988	Oklahoma	L 14-17	2000	Iowa State	L 27-35		Kansas State	L 21-34	2013	*Arizona	L 20-44
1990	Iowa State	W 28-12	2001	Nebraska	W 62-36		Iowa State	W 33-16		Southern California	L 29-47
1991	Missouri	W 55-7	2002	Kansas State	W 35-31	2007	c—Colorado St. (OT)	W 31-28	2014	*Arizona State	L 24-38
1992	Oklahoma	T 24-24		Baylor	W 34-0		Florida State	L 6-16		Oregon State	L 31-36
1993	Nebraska	L 17-21		Texas Tech	W 37-13		Nebraska	W 65-51	2015	*Southern California	L 24-27
1994	Oklahoma State	W 17-3		Iowa State	W 41-27	2008	c—Colorado State	W 38-17	2016	Utah	W 27-22
1995	Missouri	W 21-0		b—Oklahoma	L 7-29		West Virginia (OT)	W 17-14	2017	*at UCLA	L 23-27
	a—Oregon	W 38-6	2003	Oklahoma	L 20-34		Texas	L 14-38		at Arizona State	L 30-41
1996	Texas	W 28-24		Nebraska	L 22-31		Oklahoma State	L 17-30	2018	UCLA	W 38-16
	Kansas State	W 12-0	2004	Colorado State	W 27-24	2009	Colorado State	L 17-23	2019	*SOUTHERN CAL	L 31-35
1997	Kansas	W 42-6		Texas	L 7-31		Nebraska	L 20-28		STANFORD	W 16*-
	Missouri	L 31-41		Kansas State	W 38-31	2011	*Southern California	L 17-42			
1998	Kansas State	L 9-16	2005	Nebraska	L 3-30	2012	UCLA	L 14-42			

a—Cotton Bowl; b—Big 12 Championship at Houston; c—in Denver (\*—wore black helmets).

**BLACK HELMETS:** Colorado has worn black helmets on **22** occasions in its history, usually with a gold or sometimes a silver logo, and once with a pink logo; CU is **3-19** in the black headgear. The games (\*—matte black; #—worn with a pink logo as part of Blackout Breast Cancer awareness):

Year	Opponent	Result	Year	Opponent	Result	Year	Opponent	Result
1998	BAYLOR	W 18-16		at Utah	L 17-24	2016	IDAHO STATE	W 56-7
2011	SOUTHERN CALIFORNIA	L 17-42	2014	*ARIZONA STATE	L 24-38	2017	at UCLA	L 23-27
	at UCLA	L 6-45		*at Southern California	L 28-56	2018	NEW HAMPSHIRE	W 45-14
2012	ARIZONA STATE	L 17-51		*at Arizona	L 20-38		at California	L 21-33
	at Arizona	L 31-56		*at Oregon	L 10-44	2019	AIR FORCE (OT)	L 23-30
2013	at Arizona State	L 13-54	2015	*OREGON	L 24-41		SOUTHERN CALIFORNIA	L 31-35
	#ARIZONA	L 20-44		*SOUTHERN CALIFORNIA	L 24-27		at Utah	L 15-45
	at UCLA	L 23-45						

**OTHER UNIFORM LOOKS**

**GOLD HELMET/WHITE UNIS/BLACK PANTS** (Colorado's standard road combination through much of the 1980s/1990s/2000s): **Last: 2017** (at Oregon, L); **2018** (at Nebraska, W); **2017** (at Oregon State, W).

**GOLD HELMET/WHITE UNIS/GOLD PANTS:** **Last: 2018** (at USC, L); **2016** (at Arizona, W); **2015** (at Oregon State, W); **2014** (at Massachusetts, W); **2013** (CSU in Denver, W; Oregon State, L; at Washington, L); **2008** (at Texas A&M, L); **2007** (at Iowa State, L; at Arizona State, L); **2006** (at Missouri, L; at Georgia, L); **2004** (UTEP, Houston Bowl, W)

**GOLD HELMET/WHITE UNIS/SILVER PANTS (0-1): 2018** (at Washington, L)

**GOLD HELMET/WHITE UNIS/WHITE PANTS:** **Last: 2019** (at Arizona State, W); **2018** (CSU in Denver, W); **2013** (at Utah, L); **2010** (at Nebraska, L); **2009** (at Kansas State, L);

**2008** (at Nebraska, L; at Florida State, L); **2005** (at Miami-Fla., L); **2004** (at Nebraska, W).

**BLACK HELMET/WHITE UNIS/BLACK PANTS (0-7): 2019** (at Utah, L); **2018** (at Cal, L);

**2014** (at USC, L); **2013** (at UCLA, L; at Arizona State, L); **2012** (at Arizona, L); **2011** (at UCLA, L)

**BLACK HELMET/BLACK UNIS/GOLD PANTS (1-0): 2016** (Idaho State, W).

**BLACK HELMET/SILVER UNIS/BLACK PANTS (0-2): 2019** (Air Force, L); **2015** (Oregon, L).

**BLACK HELMET/SILVER UNIS/SILVER PANTS (1-0): 2018** (New Hampshire, W).

**BLACK HELMET/WHITE UNIS/GOLD PANTS (0-1): 2014** (at Arizona, L).

**BLACK HELMET/WHITE UNIS/WHITE PANTS (0-2): 2014** (at Oregon, L); **2013** (at Utah, L).

**SILVER HELMET/BLACK UNIS/SILVER PANTS (1-2): 2018** (Washington State, L);

**2017** (Washington, L); **2016** (Washington State, W).

**SILVER HELMET/SILVER UNIS/SILVER PANTS (1-1): 2016** (at Stanford, W);

**2015** (Arizona, L).

**SILVER HELMET/WHITE UNIS/SILVER PANTS (0-2): 2016** (at USC, L); **2015** (at Hawai'i, L).

**SILVER HELMET/WHITE UNIS/WHITE PANTS (0-2): 2017** (at Washington State, L),

**2015** (at Utah, L).

**WHITE HELMET/BLACK UNIS/BLACK PANTS (1-0): 2018** (Arizona State, W).

**WHITE HELMET/BLACK UNIS/WHITE PANTS (2-1): 2017** (Arizona, L);

**2016** (Oregon State, W); **2015** (Nicholls State, W).

**WHITE HELMET/ GOLD UNIS/WHITE PANTS (0-1): 2019** (at Washington State, L).

**WHITE HELMET/SILVER UNIS/WHITE PANTS (1-0): 2017** (Texas State, W).

**WHITE HELMET/WHITE UNIS/BLACK PANTS (0-1): 2015** (at Arizona State, L).

**WHITE HELMET/WHITE UNIS/SILVER PANTS (0-1): 2015** (at UCLA, L).

**WHITE HELMET/WHITE UNIS/WHITE PANTS (2-4): 2019** (at UCLA, L); **2018** (at Arizona, L);

**2017** (at Utah, L); **2016** (at Oregon, W; Washington, L); **2015** (CSU in Denver, W).

**IN-SEASON BIRTHDAYS**

Here's the list of those coaches and players who have birthdays to celebrate during the 2020 season (starting last week of August; \*—denotes on a game day):

<b>Aug. 23</b> Louis Passarello (19)	<b>Sept. 7</b> Devin Lynch (22)	<b>Oct. 14</b> Colby Pursell (22)	<b>Nov. 14</b> *K.J. Trujillo (20)	<b>Dec. 14</b> Nigel Bethel (21)
<b>Aug. 26</b> Jonathan Van Diest (22)	<b>Sept. 16</b> Toren Pittman (18)	<b>Oct. 23</b> Jaylon Jackson (22)	<b>Nov. 15</b> Tyler Francis (21)	<b>Dec. 15</b> Justin Jackson (22)
<b>Aug. 28</b> Jeremiah Doss (22)	<b>Sept. 19</b> Chris Carpenter (19)	<b>Oct. 23</b> Dimitri Stanley (21)	<b>Nov. 15</b> Alec Pell (20)	<b>Dec. 17</b> Isaiah Lewis (22)
<b>Aug. 28</b> Caleb Fauria (19)	<b>Sept. 21</b> Donovan Williams (27)	<b>Oct. 23</b> Jayle Stacks (21)	<b>Nov. 17</b> Kary Kutsch (21)	<b>Dec. 18</b> Karl Dorrell (57)
<b>Aug. 31</b> Brady Russell (22)	<b>Sept. 27</b> Jaren Mangham (21)	<b>Oct. 24</b> Kyle Scofield (21)	<b>Nov. 19</b> Frank Phillip (21)	<b>Dec. 28</b> Deion Smith (21)
<b>Aug. 31</b> Scott Unrein (32)	<b>Oct. 3</b> Taylor Embree (32)	<b>Oct. 25</b> James Townsend (22)	<b>Nov. 19</b> Nate Landman (22)	<b>Dec. 28</b> Keith Miller III (19)
<b>Sept. 1</b> Devin Grant (21)	<b>Oct. 4</b> Evan Price (21)	<b>Oct. 28</b> Paulison Fosu (22)	<b>Nov. 20</b> Curtis Appleton (21)	<b>Dec. 29</b> Bryan Cook (44)
<b>Sept. 2</b> Daniel Arias (22)	<b>Oct. 6</b> Ryan Travis (21)	<b>Oct. 31</b> Alex Smith (21)	<b>Nov. 27</b> Dylan Jacob (22)	<b>Jan. 2</b> Jamar Montgomery (21)
<b>Sept. 2</b> D.J. Oats (21)	<b>Oct. 9</b> Sam Noyer (23)	<b>Nov. 9</b> Chris Reinert (35)	<b>Dec. 3</b> Gerard Lichtenhan (19)	
<b>Sept. 3</b> Mac Willis (20)	<b>Oct. 10</b> Jake Groth (21)	<b>Nov. 10</b> Joshua Jynes (21)	<b>Dec. 8</b> Brendon Lewis (19)	
<b>Sept. 5</b> Joshka Gustav (21)	<b>Oct. 12</b> Darrin Chiaverini (43)	<b>Nov. 10</b> Antonio Alfano (20)	<b>Dec. 13</b> Austin Johnson (20)	





## PAC-12 BOWL AGREEMENTS FOR 2020

Here are the Pac-12 bowl agreements that were signed in 2014 and run through this season; additional bowls could be added to make up for the cancellations:

# 1 Rose Bowl presented by Northwestern Mutual (Pasadena; Jan. 1

if in CFP semifinal; otherwise, see below).

# 2 Valero Alamo (San Antonio; Dec. 29 vs. Big 12)

# 3 Las Vegas (TBA vs. SEC)

# 4 Tony the Tiger Sun (El Paso; Dec. 31 vs. ACC/Notre Dame)

# 5 LA (Dec. 30 vs. Mountain West #1)

# 6 Radiance Technologies Independence (Dec. 26 vs. Army)

**CANCELED** San Diego County Credit Union Holiday (vs. ACC)

**CANCELED** Redbox (Santa Clara; vs. Big Ten)

**Note:** If the Pac-12 champion is in the top four of the College Football Playoff poll following the 2020 season it would play in either the Rose or Sugar bowls as a participant in the CFP semifinals. If the champion is not among those four, it will be selected by one of the other New Year's Six bowl games.

## CU IS BLACK & GOLD, BUT FOLSOM WAS FIRST TO GO "GREEN"

The University of Colorado at Boulder established a goal to move toward zero-waste at Folsom Field during the 2008 football season and invest in local carbon-reduction projects. They anticipated recycling or composting at least 90% of the waste generated at Folsom Field and met those goals. According to U.S. Environmental Protection Agency information and other sources, Folsom Field was the first major sports stadium in the nation, professional or collegiate, to collect all materials in recycling or compost containers, eliminate trash cans and transform its materials collections systems into a zero-waste process.

## WHO IS/HAS BEEN IN ON OFFENSE & DEFENSE

The last Buff to play on both sides of the ball was **OLB Carson Wells**, who played some fullback late in 2018 (three snaps, picking up two touchdown block credits) ... **George Frazier**, as he did his freshman year in 2014, appeared on both offense (TE/FB) and defense (DE) as senior in 2017 (he played 506 total snaps between offense, defense and special teams). In 2014, he played both defensive end and fullback for the first time against Arizona State, becoming the first Buff to appear on both sides of the ball since 2005 in the process, and continued to do so the remainder of the season. Otherwise, you have to go back to the 2008 season, when **Eugene Goree** was on-call to do so, as the redshirt frosh was both a DT and an OG during the second half of the season; he did appear on both sides of the ball but not in the same game. Through the years, there have been a few players who wind up playing on both sides of the ball in the same game: **DT John Guydon** (DT/OG at Texas on October 15, 2005) and that was the first time it happened other than a gimmick here or there since **WR Michael Westbrook** played a series at safety against Baylor in 1993 (linemen **DE James Garee**, **DT Sam Wilder** and **DT Justin Bannan** all appeared on offense, catching one pass each). **CB Ben Kelly** tried tailback in 1999 at Texas Tech; he finished with three yards on one carry (a nice 5-yard run was wiped out by a penalty). Between 1994 and 2005, several Buffs played on both sides of the ball, as offensive linemen often played on the goal line or short yardage defense units—**OG Heath Irwin**, **OG Clint Moore**, **OG Chris Naeole**, **OT Melvin Thomas** and **OG Brad Bedell** all did it at one time or another between 1993 and 1998. In 1990, **OLBs Alfred Williams** and **Kanavis McGhee** played some tight end in a 64-3 win over Kansas State (Williams caught a pass for 17 yards).

## SUPER BOWL BUFFALOES

Last spring, 247Sports went through all 108 rosters of the 54 Super Bowls and developed an all-time list of the schools that have the most players appear in the game. Colorado came in tied for 10th with LSU and Ohio State with 93 players (who have won a total of 52 Super Bowl rings). Topping the list was Miami-Fla. with 122, followed by USC (120), Michigan (114), UCLA (112), Penn State (110), Notre Dame (105), Tennessee (102), Georgia and Nebraska (96). Next after the Buffs from the Pac-12 were Stanford (16th, 84), California (17th, 83), Arizona State (19th, 75) Oregon (23rd, 71) and Washington (28th, 65).

## WHY CU AND NOT UC?

A question often asked of many former Big Eight schools: Why is it the University of Colorado, but the moniker is CU and not UC? (The same applies at Kansas—KU, Missouri—MU, Nebraska—NU and Oklahoma—OU). "Midwestern casualness," said CU historian, the late Fred Casotti. It has always been this way at Colorado, for whatever reason, and at the other four—but seemingly nowhere else in the USA (except for Tulsa, but its midwest, too). In the 1950s, there was a concerted effort to eliminate the use of "CU" on the Boulder campus, both as a symbol and in speech, but Casotti said that no one would buy into it. "Nobody would change," he said. "It's easier to say than U of C, UC sounds like slang or something (as in 'you see'), and it was traditional. By trying to eliminate it, they reinforced it."

## HISTORY OF THE END ZONE "COLORADO"

As in the south end zone, that is. In 1967, the stadium was lowered when the track was removed, and that area remained basically a dirt hill. Former long-time senior associate A.D. **Jon Burianek** said that we tried to grow grass and bushes there, but none took. The first artificial field was installed during the summer of 1971, and that area was then covered with asphalt and the large, block COLORADO was painted on it, then in all-white block lettering. Trim was later added, and at one time, when blue was one of the school colors, the end zone as well as painted blue instead of the familiar black.

## NO. 38 IN THE WORLD

In the 2019 world university rankings by the ARWU (Academic Ranking of World Universities), the **University of Colorado** was ranked as the **No. 38** University in the world (which translates to the solar system, the galaxy and the universe, unless the planet PSR1257+12A has life orbiting around a distant pulsar). Unlike other rankings that are based more on cost of attendance and class sizes, the ARWU, compiled by the Shanghai Ranking Consultancy, uses six objective indicators to create the rankings. Colorado came in No. 25 among American colleges on the list.

## 99 IS SO NICE

Colorado scored for the seventh time in its history on a 99-yard drive to close out the scoring in the 2015 Arizona State game. **TB Christian Powell** started it with a 42-yard burst from the CU 1, and a Sefo Liufau-to-Nelson Spruce touchdown pass covering 31 yards ended the seven play march over a gassed ASU defense. CU covered the 99 yards in the third fewest plays of the seven, and it was just the second to occur in Boulder:

99—vs. Northwestern at Evanston, Sept. 29, 1951 (6 plays)

99—vs. Miami, Fla., at Miami, Oct. 13, 1961 (21 plays)

99—vs. Iowa State in Boulder, Oct. 29, 1988 (8 plays)

99—vs. Oklahoma at Norman, Oct. 19, 1991 (8 plays)

99—vs. Oklahoma at Norman, Oct. 19, 1991 (14 plays)

99—vs. Oklahoma State at Stillwater, Oct. 27, 2001 (5 plays)

99—vs. Arizona State in Boulder, Sept. 13, 2014 (7 plays)

**PAC-12 / 2020 GAME CANCELLATION, TIEBREAKER INFO**

**Game Cancellation.** The Pac-12 has established minimum thresholds to play a football game of at least **53** scholarship players available to participate and the following minimum number of position scholarship players available to begin a game: seven (7) offensive linemen, one (1) quarterback and four (4) defensive linemen. The impacted institution has the option to play the game with fewer than the 53 scholarship players or fewer than the minimum number of position players listed above if it elects to do so. Otherwise, upon approval by the Commissioner, the game would be rescheduled or declared a no contest.

In addition, a game should be rescheduled or declared a no contest in the event of the following COVID-19 related impacts:

1. Inability to isolate new positive cases within a team or athletic department or to quarantine high-risk contacts.
2. Unavailability or inability to perform testing as provided by the Pac-12 medical guidelines.
3. Campus-wide or local community transmission rates that are considered unsafe by local public health officials.
4. Inability to perform adequate contact tracing consistent with governmental requirements.
5. Local public health officials of the home team state that there is an inability for the hospital infrastructure to accommodate a surge.

**Tiebreakers (*Procedures To Determine Division Champions With An Unbalanced Conference Schedule*).** In order for teams to be considered in a divisional tiebreak scenario, teams must play no less than one fewer conference game than the average number of conference games played by all conference teams (rounded up/down at .50). For example, if the average number of conference games played in the 2020 season is 5.25 (value of 5 when rounded down), a team would be eligible to win their Division if that team played 4 conference games. The winner of each Division will be determined by the best winning percentage (both divisional and cross-divisional) within the conference. In the event of an unbalanced schedule where there is a tie for the best record in the loss column, head-to-head results will take precedence over winning percentage. In determining the divisional champions, the following will apply: If any team(s) has not played six (6) Conference games (due to not being able to reschedule a postponed Conference game) and any team(s) is within one Conference win from the team(s) with the highest conference winning percentage AND has an equal number of losses, those teams shall be declared tied. The following procedures will be applied to determine the Pac-12 Championship Game representatives:

**Two-Team Tie**

1. Head-to-head results
2. Record in games played within the division
3. Record against the next highest placed team in the division (based on record in all games played within the Conference), proceeding through the division
4. Record in common Conference games
5. Team with the highest College Football Playoff (CFP) ranking
6. Cumulative winning percentage of each tied team's Conference opponents
7. Highest ranking by SportSource Analytics (Team Rating Score metric) following the last weekend of regular-season games
8. Coin toss

**Multiple-Team Ties**

The following procedures will only be used to eliminate all but two teams, at which point the two- team tiebreaking procedure will be applied:

1. Head-to-head (best record in games among the tied teams)
2. Record in games played within the division
3. Record against the next highest placed team in the division (based on record in all games played within the Conference), proceeding through the division
4. Record in common Conference games
5. Team with the highest College Football Playoff (CFP) ranking
6. Cumulative winning percentage of each tied team's Conference opponents
7. Highest ranking by SportSource Analytics following the last weekend of regular-season games

**Determination of Championship Game Host**

In the event of a tie, the following procedures will be applied to determine the home team:

1. Head-to-head competition, if applicable
2. Record against the next highest-placed common opponent in the Conference (based on recording all games played) proceeding through the Conference
3. Record in common Conference games
4. Team with the highest College Football Playoff (CFP) ranking
5. Highest ranking by SportSource Analytics following the last weekend of regular-season games
6. Coin toss

**Tiebreak Procedures to Determine Conference Championship Participations if Number of Conference Games Falls To 4 or Below**

In the event that the average number of conference games falls to 4 or below, the two teams with the best winning percentage (both divisional and cross-divisional) within the conference will participate in the Pac- 12 Football Championship Game (regardless of division affiliation). In order for teams to be considered in a tie-break scenario, teams must play no less than one fewer conference game than the average number of conference games played by all conference teams (rounded up/down at .50). For example, if the average number of conference games played in the 2020 season is 4.25 (value of 4 when rounded down) a team would be eligible to participate in the Pac-12 Football Championship Game if that team played 3 conference games. Under this scenario, the participants in Pac-12 Football Championship Game will be determined by the best winning percentage within the conference. In the event of an unbalanced schedule where there is a tie for the best record in the loss column, head-to-head results will take precedence over winning percentage. If the teams remain tied, the following procedures will be applied to determine the Pac-12 Championship Game representatives:

**Two-Team Tie**

1. Head-to-head
2. Record in common Conference games
3. Team with the highest College Football Playoff (CFP) ranking
4. Cumulative winning percentage of each tied team's Conference opponents
5. Highest ranking by SportSource Analytics (Team Rating Score metric) following the last weekend of regular-season games
6. Coin toss

**Multiple-Team Ties**

1. Head-to-head (best record in games among the tied teams)
2. Record in common Conference games
3. Team with the highest College Football Playoff (CFP) ranking
4. Cumulative winning percentage of each tied team's conference opponents
5. Highest ranking by SportSource Analytics following the last weekend of regular-season games
6. Coin toss

## NOTABLE PERFORMANCES: THE LAST TIME

## INDIVIDUAL

Kickoff Return For A Touchdown	Colorado:	Nelson Spruce vs. Cal in Boulder, Nov. 16, 2013 (onside, 46 yards; otherwise: M. Mosley vs. Utah, Nov. 23, 2012, 100 yds)
	Opponent:	Reggie Dunn, Utah in Boulder, Nov. 23, 2012 (100 yards).
Punt Return For A Touchdown	Colorado:	Laviska Shenault vs. Texas State in Boulder, Sept. 9, 2017 (55 yards; on a fumble return).
	Opponent:	Dermari Simpkins, Utah at Salt Lake City, Nov. 30, 2016 (66 yards).
Interception Return For A Touchdown	Colorado:	Dante Wigley vs. Oregon State in Boulder, Oct. 27, 2018 (27 yards).
	Opponent:	Ashlyn Davis, California at Berkeley, Nov. 24, 2018 (35 yards, TD; second in that game).
Fumble Return/Recovery For A Touchdown	Colorado:	Mustafa Johnson vs. Colorado State in Denver, Aug. 30, 2019 (9 yards).
	Opponent:	Tra'Mayne Bondurant, Arizona at Tucson, Nov. 8, 2014 (22 yards).
Blocked Punt Return For A Touchdown	Colorado:	Lawrence Vickers vs. Washington State at Seattle, Sept. 11, 2004 (0 yards).
	Opponent:	Grant Perry, Michigan at Ann Arbor, Sept. 17, 2016 (6 yards).
Blocked Field Goal Return For A Touchdown	Colorado:	Has not occurred.
	Opponent:	Max Bergen, Stanford at Palo Alto, Oct. 8, 2011 (75 yards; first-ever against Colorado)
Blocked Punt	Colorado:	Alex Fontenot vs. California at Berkeley, Nov. 24, 2018 and vs. Utah in Boulder, Nov. 17, 2018.
	Opponent:	Khaylan Thomas, Arizona State at Tempe, Nov. 4, 2017.
Blocked PAT Kick	Colorado:	Terrance Lang vs. Oregon State in Boulder, Oct. 27, 2018.
	Opponent:	Jordan Jackson, Air Force in Boulder, Sept. 14, 2019 ( <i>kicker: James Stefanou</i> )
Blocked Field Goal	Colorado:	Chidobe Awuzie vs. UCLA in Boulder, Nov. 3, 2016.
	Opponent:	Elu Aydon, Oregon State in Boulder, Oct. 27, 2018.
Offensive Lineman To Score A Touchdown	Colorado:	Alex Kelley vs. Colorado State in Denver, Sept. 2, 2016 (recovered fumble in end zone).
	Opponent:	Has not occurred.
Defensive Two-Point Conversion	Colorado:	Greg Biekert vs. Nebraska in Boulder, Nov. 2, 1991.
	Opponent:	Has not occurred.
300 Yards Total Offense	Colorado:	369, Steven Montez vs. Southern California in Boulder, Oct. 25, 2019 ( <i>324 pass, 45 rush</i> ).
	Opponent:	400, Kedon Slovis, Southern California in Boulder, Oct. 25, 2019 ( <i>406 pass, -6 rush</i> ).
400 Yards Total Offense	Colorado:	416, Steven Montez vs. Southern California in Boulder, Nov. 11, 2017 ( <i>376 pass, 40 rush</i> ).
	Opponent:	400, Kedon Slovis, Southern California in Boulder, Oct. 25, 2019 ( <i>406 pass, -6 rush</i> ).
100 Yards Rushing	Colorado:	105, Alex Fontenot vs. Washington in Boulder, Nov. 23, 2019 ( <i>24 attempts</i> ).
	Opponent:	126, Joshua Kelley, UCLA at Pasadena, Nov. 3, 2019 ( <i>23 attempts</i> ).
200 Yards Rushing	Colorado:	281, Phillip Lindsay vs. Arizona in Boulder, Oct. 7, 2017 ( <i>41 attempts</i> ).
	Opponent:	327, Khalil Tate, Arizona in Boulder, Oct. 7, 2017 ( <i>14 attempts</i> ).
300 Yards Rushing	Colorado:	309, Chris Brown vs. Kansas at Lawrence, Oct. 12, 2002.
	Opponent:	327, Khalil Tate, Arizona in Boulder, Oct. 7, 2017 ( <i>14 carries</i> ).
Three Touchdowns Rushing	Colorado:	3, Alex Fontenot vs. Colorado State in Denver, Aug. 30, 2019.
	Opponent:	3, Cyrus Habibi-Likio, Oregon at Eugene, Oct. 11, 2019.
Four Touchdowns Rushing	Colorado:	4, Michael Adkins II vs. Charleston Southern in Boulder, Oct. 19, 2013.
	Opponent:	4, Khalil Tate, Arizona in Boulder, Oct. 7, 2017.
Two 100-Yard Rushers	Colorado:	Phillip Lindsay (31-144) and Sefo Liufau (23-108) vs. Washington State in Boulder, Nov. 19, 2016.
	Opponent:	Adrian Martinez (15-117) and Greg Bell (13-104), Nebraska at Lincoln, Sept. 8, 2018.
Three 100-Yard Rushers	Colorado:	Jon Keyworth (18-124), Paul Arendt (23-116) and Ward Walsh (15-101), vs. Air Force at USAFA, Nov. 21, 1970.
	Opponent:	David Overstreet (18-258), Darrell Shepard (3-151) and George Rhymes (9-110), Oklahoma in Boulder, Oct. 4, 1980.
300 Yards Passing	Colorado:	324, Steven Montez vs. Southern California in Boulder, Oct. 25, 2019 ( <i>27-of-43</i> ).
	Opponent:	406, Kedon Slovis, Southern California in Boulder, Oct. 25, 2019 ( <i>30-of-44</i> ).
400 Yards Passing	Colorado:	455, Sefo Liufau vs. California at Berkeley, Sept. 27, 2014 ( <i>46-of-67</i> ).
	Opponent:	406, Kedon Slovis, Southern California in Boulder, Oct. 25, 2019 ( <i>30-of-44</i> ).
Three Touchdowns Passing	Colorado:	3, Steven Montez vs. Southern California in Boulder, Oct. 25, 2019.
	Opponent:	4, Kedon Slovis, Southern California in Boulder, Oct. 25, 2019.
Four Touchdowns Passing	Colorado:	4, Steven Montez vs. Colorado State in Denver, Aug. 31, 2018.
	Opponent:	4, Kedon Slovis, Southern California in Boulder, Oct. 25, 2019.
Five Touchdowns Passing	Colorado:	7, Sefo Liufau vs. California at Berkeley, Sept. 27, 2014 ( <i>school record</i> ).
	Opponent:	5, Khalil Tate, Arizona at Tucson, Nov. 2, 2018.
Three Interceptions Thrown	Colorado:	4, Steven Montez vs. Oregon at Eugene, Oct. 11, 2019.
	Opponent:	3, Ryan Burns, Stanford at Palo Alto, Oct. 22, 2016.
Four Interceptions Thrown	Colorado:	4, Steven Montez vs. Oregon at Eugene, Oct. 11, 2019.
	Opponent:	4, Graham Harrell, Texas Tech at Lubbock, Oct. 27, 2007.
10 Receptions	Colorado:	10, Tony Brown vs. Arizona in Boulder, Oct. 5, 2019 ( <i>141 yards</i> ).
	Opponent:	11, Isaiah Hodgins, Oregon State in Boulder, Oct. 27, 2018 ( <i>146 yards</i> ).
100 Yards Receiving	Colorado:	100, Laviska Shenault vs. Washington in Boulder, Nov. 23, 2019 ( <i>7 receptions</i> ).
	Opponent:	156, Michael Pittman & 104, Tyler Vaughns, Southern California in Boulder, Oct. 25, 2019 ( <i>7 &amp; 8 receptions</i> ).
200 Yards Receiving	Colorado:	211, Laviska Shenault vs. Colorado State in Denver, Aug. 31, 2018 ( <i>11 receptions</i> ).
	Opponent:	208, Ryan Broyles, Oklahoma at Norman, Oct. 30, 2010 ( <i>9 receptions</i> ).
Two Touchdowns Receiving	Colorado:	2, K.D. Nixon vs. Southern California in Boulder, Oct. 25, 2019.
	Opponent:	2, Michael Pittman, Utah at Salt Lake City, Nov. 30, 2019.
Three Touchdowns Receiving	Colorado:	3, Tony Brown vs. Arizona State at Tempe, Sept. 21, 2019.
	Opponent:	3, Nelson Agholor, Southern California at Los Angeles, Oct. 18, 2014.
Two 100-Yard Receivers	Colorado:	Laviska Shenault (11-211) and K.D. Nixon (6-112) vs. Colorado State in Denver, Aug. 31, 2018.
	Opponent:	Michael Pittman (7-156) and Tyler Vaughns (8-104), Southern California in Boulder, Oct. 25, 2019.
100-Yard Rusher & Receiver	Colorado:	Alex Fontenot (24-105) rushing & Laviska Shenault (7-100 receiving) vs. Washington in Boulder, Nov. 23, 2019.
	Opponent:	Max Borghi (12-105 rushing) & Brandon Arcanado (5-109 receiving), Washington State at Pullman, Oct. 19, 2019.
100-Yard Rusher & Receiver ( <i>same player</i> )	Colorado:	Cortlen Johnson (27-172 rushing; 6-105 receiving), vs. Iowa State at Ames, Nov. 10, 2001.
	Opponent:	Has not occurred.

**The Last Time, continued...**

<b>Four Touchdowns In A Game</b>	<b>Colorado:</b> 4, Laviska Shenault vs. Arizona State in Boulder, Oct. 8, 2017 ( <i>2 rushing, 2 receiving</i> ). <b>Opponent:</b> 4, Khalil Tate, Arizona in Boulder, Oct. 7, 2017 ( <i>4 rushing</i> ).
<b>Four Field Goals In A Game</b>	<b>Colorado:</b> 4, Will Oliver vs. Colorado State in Denver, Sept. 1, 2013. <b>Opponent:</b> 4, Jordan Choukair, Oregon State at Corvallis, Oct. 14, 2017.
<b>50-Yard Field Goal</b>	<b>Colorado:</b> 53, James Stefanou vs. Arizona State at Tempe, Nov. 4, 2017. <b>Opponent:</b> 51, Matt Gay, Utah in Boulder, Nov. 17, 2018.
<b>Two Interceptions In A Game</b>	<b>Colorado:</b> 2, Mikial Onu vs. Colorado State in Denver, Aug. 30, 2019. <b>Opponent:</b> 2, Verone McKinley, Oregon at Eugene, Oct. 11, 2019.
<b>Three Interceptions In A Game</b>	<b>Colorado:</b> 3, Terrence Wheatley vs. Texas Tech at Lubbock, Oct. 27, 2007. <b>Opponent:</b> 3, Philip Thomas, Fresno State at Fresno, Sept. 15, 2012.
<b>Four Interceptions In A Game</b>	<b>Colorado:</b> Has not occurred. <b>Opponent:</b> 4, Frank Nelson, Utah at Salt Lake City, Nov. 2, 1946.
<b>Three Quarterback Sacks In A Game</b>	<b>Colorado:</b> 3 (for 21 yards), Mustafa Johnson vs. Nebraska in Boulder, Sept. 7, 2019. <b>Opponent:</b> 4 (for 31 yards), Vilas Fauonuku, Utah at Salt Lake City, Nov. 28, 2015.
<b>Four Quarterback Sacks In A Game</b>	<b>Colorado:</b> 4½ (for 46), Ron Woolfork vs. Iowa in Boulder, Sept. 26, 1992. <b>Opponent:</b> 4 (for 31 yards), Vilas Fauonuku, Utah at Salt Lake City, Nov. 28, 2015.

**TEAM**

<b>Shut Out (Defensive)</b>	<b>Colorado:</b> <b>Game:</b> 48-0, vs. Nicholls State in Boulder, Sept. 26, 2015. <b>Through 3rd Qtr:</b> 37-0, vs. Colorado State in Denver, Sept. 2, 2016. <b>At Half:</b> 13-0, vs. Washington in Boulder, Nov. 23, 2019. <b>Opponent:</b> <b>Game:</b> 0-28, by Washington State at Pullman, Oct. 21, 2017. <b>Through 3rd Qtr:</b> 0-21, by Washington State at Pullman, Oct. 21, 2017. <b>At Half:</b> 0-17, by Nebraska in Boulder, Sept. 7, 2019.
<b>Safety</b>	<b>Colorado:</b> vs. Oregon in Boulder, Oct. 22, 2011 (Terrel Smith tackled Cliff Harris in end zone). <b>Opponent:</b> by Stanford at Palo Alto, Oct. 22, 2016 (Sefo Liufau ran out of back of end zone).
<b>Held To No Offensive Touchdowns</b>	<b>Colorado:</b> by Oregon at Eugene, Oct. 11, 2019. <b>Opponent:</b> Texas State in Boulder, Sept. 9, 2017; Colorado State in Denver, Sept. 1, 2017; Stanford at Palo Alto, Oct. 22, 2016.
<b>30 First Downs In A Game</b>	<b>Colorado:</b> 30, vs. Northern Colorado in Boulder, Sept. 16, 2017. <b>Opponent:</b> 30, by Southern California in Boulder, Oct. 25, 2019.
<b>Held Under 10 First Downs</b>	<b>Colorado:</b> 9, by Washington at Santa Clara, Pac-12 Championship Game, Dec. 2, 2016. <b>Opponent:</b> 7, vs. Arizona State in Boulder, Oct. 15, 2016.
<b>500 Yards Total Offense In A Game</b>	<b>Colorado:</b> 520, vs. Southern California in Boulder, Oct. 25, 2019 (196 rush, 324 pass). <b>Opponent:</b> 518, by Southern California in Boulder, Oct. 25, 2019 (112 rush, 406 pass).
<b>600 Yards Total Offense In A Game</b>	<b>Colorado:</b> 603, vs. Washington State in Boulder, Nov. 19, 2016 (258 rush, 345 pass). <b>Opponent:</b> 616, by Arizona in Boulder, Oct. 17, 2015 (291 rush, 325 pass).
<b>Held Under 200 Yards Total Offense In A Game</b>	<b>Colorado:</b> 196, by Utah in Boulder, Nov. 17, 2018 (34 rush, 162 pass). <b>Opponent:</b> 199, Arizona State in Boulder, Oct. 15, 2016 (50 rush, 149 pass).
<b>Held Under 100 Yards Total Offense In A Game</b>	<b>Colorado:</b> 76, by Stanford in Boulder, Nov. 3, 2012 (-21 rush, 97 pass). <b>Opponent:</b> 96, Idaho State in Boulder, Sept. 10, 2016 (29 rush, 67 pass).
<b>300 Yards Rushing In A Game</b>	<b>Colorado:</b> 311, vs. New Hampshire in Boulder, Sept. 15, 2018. <b>Opponent:</b> 329, by Nebraska at Lincoln, Sept. 8, 2018.
<b>400 Yards Rushing In A Game</b>	<b>Colorado:</b> 427, vs. Kansas at Lawrence, Oct. 12, 2002. <b>Opponent:</b> 413, by Arizona in Boulder, Oct. 7, 2017.
<b>500 Yards Rushing In A Game</b>	<b>Colorado:</b> 502, vs. Missouri in Boulder, Nov. 11, 2000. <b>Opponent:</b> 516, by Missouri at Columbia, Oct. 6, 1984.
<b>Held Under 100 Yards Rushing In A Game</b>	<b>Colorado:</b> 60, by Utah at Salt Lake City, Nov. 30, 2019 (31 attempts; included five sacks for 30 yards). <b>Opponent:</b> 32, vs. Washington in Boulder, Nov. 23, 2019 (32 attempts; included five sacks for 51 yards).
<b>400 Yards Passing In A Game</b>	<b>Colorado:</b> 401, vs. Arizona State at Tempe, Oct. 10, 2015. <b>Opponent:</b> 406, by Southern California in Boulder, Oct. 25, 2019.
<b>500 Yards Passing In A Game</b>	<b>Colorado:</b> 533, vs. NE Louisiana in Boulder, Sept. 16, 1995. <b>Opponent:</b> 523, by Fresno State at Honolulu, Dec. 25, 1993 ( <i>Aloha Bowl</i> ; only time ever vs. Colorado)
<b>Held Under 100 Yards Passing In A Game</b>	<b>Colorado:</b> 94, by Washington State at Pullman, Oct. 21, 2017. <b>Opponent:</b> 67, vs. Idaho State in Boulder, Sept. 10, 2016.
<b>Averaged Over Eight Yards Per Play</b>	<b>Colorado:</b> 9.17, vs. Colorado State in Denver, Aug. 31, 2018 (65-596). <b>Opponent:</b> 8.20, by Arizona at Tucson, Nov. 2, 2018 (69-566).
<b>Held Under Three Yards Per Play</b>	<b>Colorado:</b> 2.93, by Utah in Boulder, Nov. 17, 2018 (67-196). <b>Opponent:</b> 1.75, vs. Idaho State in Boulder, Sept. 26, 2015 (55-96).
<b>Four Interception Game</b>	<b>Colorado:</b> 4, vs. Texas Tech at Lubbock, Oct. 27, 2007. <b>Opponent:</b> 4, by Oregon at Eugene, Oct. 11, 2019.
<b>Five Interception Game</b>	<b>Colorado:</b> 5, vs. Texas Tech at Lubbock, Nov. 1, 2003. <b>Opponent:</b> 5, by Oklahoma in Boulder, Oct. 17, 1992.
<b>Six Quarterback Sacks</b>	<b>Colorado:</b> 6 (for 33 yards), vs. Nebraska in Boulder, Sept. 7, 2019. <b>Opponent:</b> 7 (for 43 yards), by Nebraska at Lincoln, Sept. 8, 2018.
<b>Forced Six (Five) Lost Opponent Fumbles</b>	<b>Colorado:</b> 6, vs. Kansas State in Boulder, Oct. 22, 1983 (5 vs. Nebraska in Boulder, Nov. 26, 1999) <b>Opponent:</b> 6, by Nebraska at Lincoln, Oct. 25, 1975 (5 by Oklahoma State at Stillwater, Nov. 8, 1980).
<b>Forty-Minute Time of Possession Game</b>	<b>Colorado:</b> 41:05, vs. UCLA at Pasadena, Oct. 31, 2015. <b>Opponent:</b> 41:46, by Washington State in Boulder, Nov. 10, 2018.
<b>Turnover-Free Game</b>	<b>Colorado:</b> vs. Washington in Boulder, Nov. 23, 2019. <b>Opponent:</b> by Utah at Salt Lake City, Nov. 30, 2019.
<b>Did Not Punt</b>	<b>Colorado:</b> vs. Iowa State in Boulder, Nov. 19, 1994. <b>Opponent:</b> by Washington at Seattle, Nov. 9, 2013 (just second time since 1983; Baylor in 2010).
<b>Recovered Own Onside Kick</b>	<b>Colorado:</b> vs. Southern California at Los Angeles (Kyle Trego), Oct. 13, 2018; <i>0-of-last-3 (2-of-last 10 back to 2014)</i> . <b>Opponent:</b> by California in Boulder, Nov. 16, 2013; <i>0-of-last-4</i> .



**CAREER SINGLE GAME BESTS***(for those who have regularly appeared in games)***DANIEL ARIAS, WR**

Receptions— 2, vs. Arizona, 10/05/19  
 Receiving Yards— 37, at Washington, 10/20/18  
 Long Reception— 37, at Washington, 10/20/18 (TD)  
 Receiving TDs— 1, twice (last: at Utah, 11/30/19)

**MAURICE BELL, WR**

Receptions— 1, twice (last: , vs. Stanford, 11/09/19)  
 Receiving Yards— 8, vs. Stanford, 11/09/19  
 Long Reception— 8, vs. Stanford, 11/09/19  
 Receiving TDs— N/A

**MEKHI BLACKMON, CB**

Total Tackles— 4, twice (last: vs. Nebraska, 9/07/19)  
 Solo Tackles— 4, twice (last: vs. Colorado State, 8/30/19)  
 Interceptions— N/A  
 Pass Deflections— 1, four times (last: at Arizona St., 9/21/19)

**JAREK BROUSSARD, TB**

Rushing Attempts— N/A  
 Rushing Yards— N/A  
 Long Run— N/A  
 Rushing TDs— N/A

**CHRIS CARPENTER, WR**

Receptions— N/A  
 Receiving Yards— N/A  
 Long Reception— N/A  
 Receiving TDs— N/A

**ASHAAD CLAYTON-JOHNSON, TB**

Rushing Attempts— N/A  
 Rushing Yards— N/A  
 Long Run— N/A  
 Rushing TDs— N/A

**ALEX FONTENOT, TB**

Rushing Attempts— 25, at Arizona State, 9/21/19  
 Rushing Yards— 125, Colorado State, 8/30/19  
 Long Run— 32, Colorado State, 8/30/19 (TD)  
 Rushing TDs— 3, Colorado State, 8/30/19  
 Receptions— 5, twice (last: vs. Southern California, 10/25/19)  
 Receiving Yards— 34, vs. Arizona, 10/05/19  
 Long Reception— 19, vs. Arizona, 10/05/19

**TYLER FRANCIS, PK**

Field Goals Made— 2, at Arizona, 11/02/18  
 Field Goals Attempted— 2, at Arizona, 11/02/18  
 Long Field Goal— 48, at Arizona, 11/02/18  
 PAT Made— 4, at Arizona, 11/02/18

**JAYLON JACKSON, WR**

Receptions— 6, at Arizona, 11/02/18  
 Receiving Yards— 57, vs. Nebraska, 9/07/19  
 Long Reception— 57, vs. Nebraska, 9/07/19  
 Receiving TDs— N/A

**MUSTAFA JOHNSON, DE**

Total Tackles— 10, twice (last: vs. Arizona State, 10/06/18)  
 Solo Tackles— 8, twice (last: vs. Oregon State, 10/27/18)  
 QB Sacks— 3, vs. Nebraska, 9/07/19  
 Third Down Stops— 3, vs. Nebraska, 9/07/19

**AKIL JONES, ILB**

Total Tackles— 11, at Utah, 11/30/19 (6 solo)  
 Solo Tackles— 8, twice (last: Washington, 11/23/19)  
 Third Down Stops— 2, vs. Air Force, 9/14/19  
 QB Sacks— N/A

**JANAZ JORDAN, DT**

Total Tackles— 3, vs. Arizona, 10/05/19  
 Solo Tackles— 1, twice (last: vs. USC, 10/25/19)  
 QB Sacks— N/A  
 Third Down Stops— N/A

**NATE LANDMAN, ILB**

Total Tackles— 19, vs. Utah, 11/17/18  
 Solo Tackles— 16, at Oregon, 10/11/19  
 QB Sacks— 2, vs. Oregon State, 10/27/18  
 Third Down Stops— 4, at UCLA, 11/02/19  
 Pass Deflections— 3, at California, 11/24/18  
 Interceptions— 1, thrice (last: vs. Washington, 11/23/19)

**TERRANCE LANG, DE**

Total Tackles— 7, at UCLA, 11/02/19  
 Solo Tackles— 5, vs. Washington, 11/23/19  
 QB Sacks— 1, seven times (last: at Utah, 11/30/19)  
 Third Down Stops— 2, twice (last: at California, 11/24/18)

**BRENDEN LEWIS, QB**

Pass Attempts— N/A  
 Pass Completions— N/A  
 Passing Yards— N/A  
 TD Passes— N/A

**TARIK LUCKETT, CB**

Total Tackles— 6, at UCLA, 11/02/19  
 Solo Tackles— 6, at UCLA, 11/02/19  
 Interceptions— N/A  
 Pass Deflections— 1, twice (last: vs. Stanford, 11/09/19)

**MATT LYNCH, TE**

Receptions— N/A  
 Receiving Yards— N/A  
 Long Reception— N/A  
 Receiving TDs— N/A

**TYLER LYTLE, QB**

Pass Attempts— 5, vs. Utah, 11/17/18  
 Pass Completions— 4, vs. Utah, 11/17/18  
 Passing Yards— 55, vs. Utah, 11/17/18  
 TD Passes— N/A  
 Long Pass— 33, vs. Utah, 11/17/18  
 Interceptions— 1, vs. Utah, 11/17/18  
 Rating (min 10 att.)— 132.4, vs. Utah, 11/17/18

**JAREN MANGHAM, TB**

Rushing Attempts— 17, at UCLA, 11/02/19  
 Rushing Yards— 77, at UCLA, 11/02/19  
 Long Run— 19, vs. Air Force, 9/14/19  
 Rushing TDs— 2, vs. Nebraska, 9/07/19

**CHRIS MILLER, CB**

Total Tackles— 4, thrice (last: at Arizona State, 9/21/19)  
 Solo Tackles— 3, twice (last: at Arizona State, 9/21/19)  
 Interceptions— 1, vs. Nebraska, 9/07/19  
 Pass Deflections— 1, twice (last: at Arizona St., 9/21/19)

**JAMAR MONTGOMERY, OLB**

Total Tackles— 2, vs. Southern California, 10/25/19  
 Solo Tackles— 2, vs. Southern California, 10/25/19  
 QB Sacks— 1, vs. Southern California, 10/25/19  
 Third Down Stops— N/A

**K.D. NIXON, WR**

Receptions— 13, vs. Oregon State, 10/27/18  
 Receiving Yards— 198, vs. Oregon State, 10/27/18  
 Long Reception— 96, vs. Nebraska, 9/07/19 (TD)  
 Receiving TDs— 2, twice (last: vs. USC, 10/25/19)  
 Long Run— 12, twice (at Utah, 2017; vs. Stanford 2019)

**SAM NOYER, QB**

Pass Attempts— 18, at Washington State, 10/21/17  
 Pass Completions— 7, at Washington State, 10/21/17  
 Passing Yards— 53, at Washington State, 10/21/17  
 TD Passes— N/A  
 Long Pass— 18, vs. Texas State, 9/09/17  
 Interceptions— 1, twice (last: vs. Washington State, 11/10/18)  
 Rating (min 10 att.)— 63.6, at Washington State, 10/21/17

**MARK PERRY, S**

Total Tackles— 3, twice (last: vs. Washington, 11/23/19)  
 Solo Tackles— 3, at Washington State, 10/19/19  
 Interceptions— N/A  
 Pass Deflections— 1, thrice (last: at UCLA, 11/02/19)

**EVAN PRICE, PK**

Field Goals Made— 3, vs. Stanford, 11/09/19  
 Field Goals Attempted— 3, twice (last: vs. Stanford, 11/09/19)  
 Long Field Goal— 37, twice (last: vs. Stanford, 11/09/19)  
 PAT Made— 4, vs. Oregon State, 10/27/18

**DERRION RAKESTRAW, S**

Total Tackles— 9, at Arizona State, 9/21/19  
 Solo Tackles— 7, at Arizona State, 9/21/19  
 Interceptions— 1, four times (last: Stanford, 11/09/19)  
 Pass Deflections— 2, at Washington State, 10/19/19

**BRENDEN RICE, WR**

Receptions— N/A  
 Receiving Yards— N/A  
 Long Reception— N/A  
 Receiving TDs— N/A

**NA'IM RODMAN, DL**

Total Tackles— 3, vs. Washington, 11/23/19  
 Solo Tackles— 1, 4 times (last: vs. Washington, 11/23/19)  
 QB Sacks— N/A  
 Third Down Stops— 1, at Arizona State, 9/21/19

**BRADY RUSSELL, TE**

Receptions— 4, twice (last: vs. Nebraska, 9/07/19)  
 Receiving Yards— 44, vs. Colorado State, 8/30/19  
 Long Reception— 27, vs. Colorado State, 8/30/19  
 Receiving TDs— 1, twice (last: at Utah, 11/30/19)

**JALEN SAMI, DT**

Total Tackles— 5, twice (last: at Utah, 11/30/19)  
 Solo Tackles— 4, Washington, 11/23/19  
 QB Sacks— 1, at Utah, 11/30/19 (two ½ sacks)  
 Third Down Stops— 1, thrice (last: at Utah, 11/30/19)

**DEION SMITH, TB**

Rushing Attempts— 7, at Oregon, 10/11/19  
 Rushing Yards— 41, at Oregon, 10/11/19  
 Long Run— 18, at Oregon, 10/11/19  
 Rushing TDs— N/A

**LA'VONTAE SHENAULT, WR**

Receptions— N/A  
 Receiving Yards— N/A  
 Long Reception— N/A  
 Receiving TDs— N/A

**JAYLE STACKS, TB**

Rushing Attempts— N/A  
 Rushing Yards— N/A  
 Long Run— N/A  
 Rushing TDs— N/A

**DIMITRI STANLEY, WR**

Receptions— 5, vs. Air Force, 9/14/19  
 Receiving Yards— 75, vs. Arizona, 10/05/19  
 Long Reception— 38, vs. Arizona, 10/05/19  
 Receiving TDs— 1, vs. Air Force, 9/14/19

**JAMES STEFANO, PK**

Field Goals Made— 3, 5 times (last: vs. Arizona, 10/05/19)  
 Field Goals Attempted— 4, at Nebraska, 9/08/18  
 Long Field Goal— 53, at Arizona State, 11/04/17  
 PAT Made— 7, vs. Colorado State, 8/30/19  
 PAT Attempts— 7, vs. Colorado State, 8/30/19  
 Points— 14, vs. California, 10/28/17

**K.J. TRUJILLO, CB**

Total Tackles— 5, twice (last: vs. USC, 10/25/19)  
 Solo Tackles— 5, Southern California, 10/25/19  
 Interceptions— 1, vs. Southern California, 10/25/19  
 Pass Deflections— 2, vs. Southern California, 10/25/19

**JONATHAN VAN DIEST, ILB**

Total Tackles— 6, twice (last: at Arizona State, 9/21/19)  
 Solo Tackles— 5, vs. Colorado State, 8/30/19  
 QB Sacks— 1, twice (last: vs. Nebraska, 9/07/19)  
 Third Down Stops— 1, twice (last: vs. Colorado State, 8/30/19)

**JOSH WATTS, P**

Punts— N/A  
 Average (min. 5 punts)— N/A  
 Long Punt— N/A  
 50-Plus— N/A  
 Inside-the-20— N/A

**CARSON WELLS, OLB**

Total Tackles— 10, vs. Arizona, 10/05/19  
 Solo Tackles— 9, vs. Arizona, 10/05/19  
 QB Sacks— 2, twice (last: at Arizona, 11/02/18)  
 Third Down Stops— 3, at UCLA, 11/02/19

**AUSTIN WILLIAMS, DT**

Total Tackles— 1, 5 times (last: vs. Washington, 11/23/19)  
 Solo Tackles— 1, 4 times (last: vs. Washington, 11/23/19)  
 QB Sacks— N/A  
 Third Down Stops— N/A

**WR/TE ADD**

Receptions— N/A  
 Receiving Yards— N/A  
 Long Reception— N/A  
 Receiving TDs— N/A

**DEF ADD**

Total Tackles— N/A  
 Solo Tackles— N/A  
 Interceptions— N/A  
 Pass Deflections— N/A



## HOW THE BUFFS WERE BUILT (2016-present)

## FRESHMAN RECRUITS

## 2016

Akil Jones  
†Chance Lytle  
Sam Noyer  
†Colby Pursell  
Derrion Rakestraw

## 2017

Maurice Bell  
Alex Fontenot  
#Jaylon Jackson  
Nate Landman  
Terrance Lang  
#Isaiah Lewis  
#Tyler Lytle  
Chris Miller  
Chase Newman  
K.D. Nixon  
Jared Poplawski  
†Casey Roddick  
†Jalen Sami  
William Sherman  
James Stefanou  
Jonathan Van Diest  
Carson Wells

## 2018

Daniel Arias  
Jarek Broussard  
Frank Phillip

†Joshka Gustav  
Joshua Jynes  
Kanan Ray  
Ray Robinson  
Deion Smith  
Dimitri Stanley

## 2019

#Joe Davis  
Marvin Ham II  
#Austin Johnson  
Tarik Luckett  
#Jaren Mangham  
Lloyd Murray, Jr.  
D.J. Oats  
#Alec Pell  
Mark Perry  
Nikko Pohahau  
Evan Price  
Na'im Rodman  
Valentin Senn  
La'Vontae Shenault  
Jayden Simon  
#K.J. Trujillo  
Jake Wiley  
Austin Williams

## 2020

Will Anglen  
Chris Carpenter  
Gerad Christian-  
Lichtenhan

Ashaad Clayton-Johnson  
Caleb Fauria  
Christian Gonzalez  
Devin Grant  
Jason Harris  
Carson Lee  
Montana Lemonious-Craig  
Brendon Lewis  
Keith Miller III  
Louis Passarello  
Toren Pittman  
Brenden Rice  
Jayle Stacks  
Alvin Williams  
Mister Williams  
Jake Wray

## WALK-ONS

## 2017

Nico Magri  
\*Brady Russell

## 2018

Curtis Appleton  
John Deitchman  
Tyler Francis  
Jake Groth  
Devin Lynch  
Evan Price  
C.J. Schmanski  
James Townsend

## 2019

Derek Bedell  
Dominick Cate  
Grant Ciccarone  
Kyle Scofield  
#Alex Smith  
#Dante Sparaco  
#Ryan Travis  
Hayden Waters  
Mac Willis

## 2020

Michael Chandler III  
Travis Drosos  
Michael Harrison  
Luke Home  
Dutch Jones  
Robert Ortega  
Jack Seavall

FOUR YEAR  
TRANSFERS

## 2019

Nigel Bethel  
Anthony Lyle  
Kyle Scofield

## 2020

#\*Antonio Alfano  
Michael Byrd  
Nick Fisher  
Rich Hall  
Dylan Jacob  
^\*Matt Lynch  
Jake Peters  
#\*Josh Watts

JUNIOR COLLEGE  
TRANSFERS

## 2018

Mekhi Blackmon  
#Mustafa Johnson  
Kary Kutsch

## 2019

#Jeremiah Doss  
#Janaz Jordan  
#Jamar Montgomery  
#Quinn Perry  
#Luke Stillwell

## 2020

#Justin Jackson  
#Jaylen Striker  
#Guy Thomas

\*—is on or has since been placed on scholarship; #—joined team in spring of year listed, otherwise joined in the fall; ^—graduate transfer (graduated from previous four-year institution); †—grayshirt (signed in that class but delayed enrollment until spring).



A note about CU's depth: in-season, charts *reflect* change and generally do not announce it unless there are long-term injuries.

## OFFENSE

(Multiple)

### WIDE RECEIVER

- 6 Daniel Arias, 6-4, 205, Jr.\*\*
- 2 Brendan Rice, 6-3, 205, Fr.
- 5 La'Vontae Shenault, 6-2, 190, Fr.-2\*

### WIDE RECEIVER

- 3 K.D. Nixon, 5-8, 190, Sr.\*\*\*
- 13 Maurice Bell, 6-0, 180, Jr.\*\*
- 15 Montana Lemonious-Craig, 6-2, 185, Fr.
- 88 Keith Miller III, 6-5, 210, Fr.

### WIDE RECEIVER

- 14 Dimitri Stanley, 5-11, 185, Soph.\*\*
- 10 Jaylon Jackson, 5-10, 180, Jr.\*\*
- 81 Chris Carpenter, 6-1, 160, Fr.

### LEFT TACKLE

- 78 William Sherman, 6-4, 310, Jr.\*\*
- 60 Jake Wiley, 6-6, 290, Fr.-RS
- 77 Jake Wray, 6-5, 310, Fr.

### LEFT GUARD

- 58 Kary Kutsch, 6-5, 310, Sr.\*\*
- 74 Chance Lytle, 6-7, 320, Jr.\*\*
- 52 Joshua Jynes, 6-3, 310, Soph.\*

### CENTER

- 65 Colby Pursell, 6-4, 305, Jr.\*\*
- 52 Joshua Jynes, 6-3, 310, Soph.\*
- 75 Carson Lee, 6-3, 315, Fr.

### RIGHT GUARD

- 70 Casey Roddick, 6-4, 335, Soph.\*
- 54 Kanan Ray, 6-4, 295, Soph.\*
- 75 Carson Lee, 6-3, 315, Fr.

### RIGHT TACKLE

- 76 Frank Phillip, 6-7, 295, Soph.-2\*\*
- 71 Valentin Senn, 6-7, 310, Fr.-RS
- 72 Nikko Pohahau, 6-5, 285, Fr.-RS

### TIGHT END

- 38 Brady Russell, 6-3, 255, Jr.\*\*
- 84 Matt Lynch, 6-5, 245, Sr./Gr.-5
- 86 C.J. Schmanski, 6-3, 240, Soph.
- 80 Nick Fisher, 6-5, 265, Sr./Gr.-5
- 98 Nico Magri, 6-3, 280, Jr.\*\*

### QUARTERBACK

- 4 Sam Noyer, 6-4, 220, Sr.-5\*\*\*
- 7 Tyler Lytle, 6-5, 220, Jr.\*\*
- 12 Brendon Lewis, 6-3, 215, Fr.
- 9 Michael Chandler, 6-1, 185, Fr.
- 17 Grant Ciccarone, 6-2, 205, Fr.-RS

### TAILBACK

- 23 Jarek Broussard, 5-9, 185, Soph.
- 1 Jaren Mangham, 6-2, 215, Soph.\*
- 28 Joe Davis, 5-11, 205, Soph.\*
- 0 Ashaad Clayton, 6-0 200, Fr.
- 33 Jaylen Stacks, 5-11, 230, Fr.

## DEFENSE

(3-4 Base; 12 positions listed)

### OUTSIDE LINEBACKER

- 1 Guy Thomas, 6-4, 240, Jr.
- 4 Jamar Montgomery, 6-2, 240, Jr.-2\*

### DEFENSIVE END

- 54 Terrance Lang, 6-7, 285, Jr.\*\*
- 13 Justin Jackson, 6-2, 280, Jr.
- 90 Jayden Simon, 6-3, 290, Fr.-RS

### NOSE TACKLE

- 99 Jalen Sami, 6-6, 325, Soph.\*
- 92 Lloyd Murray, 6-2, 300, Fr.-2\*
- 94 Janaz Jordan, 6-4, 305, Jr.\*
- 55 Austin Williams, 6-5, 315, Soph.\*

### DEFENSIVE TACKLE

- 34 Mustafa Johnson, 6-2, 290, Sr.\*\*
- 18 Jeremiah Doss, 6-4, 265, Sr.\*
- 91 Na'im Rodman, 6-2, 300, Soph.\*

### INSIDE LINEBACKER

- 53 Nate Landman, 6-3, 235, Sr.\*\*\*
- 31 Jonathan Van Diest, 6-1, 230, Jr.\*\*
- 6 Alec Pell, 6-4, 230, Fr.-2\*

### INSIDE LINEBACKER

- 36 Akil Jones, 6-0, 235, Sr.-5\*\*\*
- 7 Marvin Ham II, 6-1, 225, Fr.-2\*
- 12 Quinn Perry, 6-2, 240, Jr.-2\*

### OUTSIDE LINEBACKER

- 26 Carson Wells, 6-4, 250, Jr.\*\*
- 33 Joshka Gustav, 6-3, 235, Fr.-2\*

### STAR BACK (OLB/S HYBRID)

- 0 Chris Miller, 6-0, 190, Jr.\*\*
- 30 Curtis Appleton, 6-1, 180, Jr.\*
- 20 Will Anglen, 6-3, 195, Fr.

### LEFT CORNERBACK

- 21 Christian Gonzalez, 6-2, 200, Fr.
- 27 Nigel Bethel, 6-0, 170, Soph.

### FREE SAFETY

- 3 Derrion Rakestraw, 6-2, 200, Sr.-5\*\*\*
- 23 Isaiah Lewis, 6-0, 205, Jr.\*\* (N#1)
- 22 Toren Pittman, 6-4, 190, Fr.

### STRONG SAFETY

- 5 Mark Perry, 6-2, 200, Soph.\*
- 17 K.J. Trujillo, 6-0, 165, Soph.\*

### RIGHT CORNERBACK

- 25 Mekhi Blackmon, 6-0, 170, Jr.-2\*\*
- 16 Tarik Luckett, 6-3, 180, Soph.\*
- 2 Jaylen Striker, 6-3, 205, Soph.

## SPECIALISTS

### PUNTER

- 89 Josh Watts, 6-4, 200, Jr.
- 93 Tyler Francis, 5-11, 170, Soph.-2\*

### PLACEKICKER / KICKOFF

- 48 James Stefanou, 6-1, 195, Sr.\*\*\*
- 43 Evan Price, 6-1, 180, Soph.\*\*
- 93 Tyler Francis, 5-11, 170, Soph.-2\*

### PUNT RETURN

- 14 Dimitri Stanley, 5-11, 190, Soph.\*\*
- 81 Chris Carpenter, 6-1, 160, Fr.

### KICKOFF RETURN

- 13 Maurice Bell, 6-0, 180, Jr.\*\*
- 81 Chris Carpenter, 6-1, 160, Fr.
- 23 Jarek Broussard, 5-9, 185, Soph.

### HOLDER

- 84 Matt Lynch, 6-5, 245, Sr./Gr.-5
- 89 Josh Watts, 6-4, 200, Jr.

### SNAPPER (Short & Long)

- 50 Travis Drosos, 6-1, 205, Fr.
- 87 Derek Bedell, 6-3, 215, Fr.-RS
- 45 James Townsend, 6-0, 215, Soph.

### COVERAGE/RETURN UNIT REGULARS

- 23 Isaiah Lewis, 6-0, 205, Jr.\*\*
- 28 Joe Davis, 5-11, 210, Soph.\*
- 31 Jonathan Van Diest, 6-1, 230, Jr.\*\*
- 32 Ray Robinson, 6-2, 220, Soph.\*
- 35 Mister Williams, 6-0, 245, Fr.

### INJURED / OTHER

- 8 Alex Fontenot, TB, 6-0, 205, Jr.\*\*
- 64 Austin Johnson, C, 6-4, 300, Fr.-2\*
- 20 Deion Smith, TB, 6-0, 190, Soph.\*
- 25 Luke Stillwell, TE, 6-4, 220, Soph.-2\*

(L)—throws or kicks left-handed/footed.  
(N)—nickel back.

**Seniors (11):** Listing with a (-5) indicates fifth-year senior (5), including two grad transfers); the others (6) are fourth-year seniors.

(-2) indicates a player who played four games or less in 2019 and did not lose a year of eligibility.

**Newcomers:** some are listed only at this time to fill in two- or three-deep.

**OR**—indicates those listed are considered even (co-first/second/third team status).

**ITALICS**—Players listed in *italics* left a previous game with an injury; game status ranges from probable to day-to-day to questionable.

\*—number of letters earned through 2019;  
**CAPTAINS:** to be appointed each game.

(Heights and weights as of July 1, 2020)



## COLORADO FOOTBALL / ALPHABETICAL ROSTER

(November 2 a.m.)

No.	Player	Pos.	Ht.	Wt.	Class	Exp.	Hometown (High School/Previous College)	Status
20	ANGLEN, Will	DB	6- 3	195	Fr.	HS	Cleveland, Ohio (Ginn Academy/Glenville)	S 5/4
30	APPLETON II, Curtis	CB	6- 1	180	Jr.	1L	Englewood, Colo. (Cherry Creek/Washburn)	WO 2/2
6	ARIAS, Daniel	WR	6- 4	205	Jr.	2L	Mill Creek, Wash. (Henry M. Jackson)	S 3/2
87	BEDELL, Derek	SN	6- 3	215	Fr.	RS	Bellflower, Calif. (St. John Bosco)	WO 4/4
13	BELL, Maurice	WR	6- 0	180	Jr.	2L	Murrieta, Calif. (Murrieta Valley)	S 2/2
27	BETHEL, Nigel	CB	6- 0	170	So.	TR	Miami, Fla. (Northwestern/Miami-Fla.)	S 3/3
25	BLACKMON, Mekhi	CB	6- 0	170	Jr.-2	2L	East Palo Alto, Calif. (Menlo-Atherton/College of San Mateo)	S 2/2
23	BROUSSARD, Jarek	TB	5- 9	185	So.	RS	Dallas, Texas (Bishop Lynch)	S 4/4
81	CARPENTER, Chris	WR	6- 1	160	Fr.	HS	Jacksonville, Texas (Jacksonville)	S 5/4
66	CATE, Dominick	OL	6- 3	295	Fr.	RS	Carmel, Ind. (Carmel)	WO 4/4
9	CHANDLER II, Michael	QB	6- 1	185	Fr.	HS	Converse, Texas (Judson)	WO 5/4
69	CHRISTIAN-LICHTENHAN, Gerad	OL	6- 9	340	Fr.	HS	Davis, Calif. (Davis)	S 5/4
17	CICCARONE, Grant	QB	6- 2	205	Fr.	RS	Aurora, Colo. (Cherokee Trail)	WO 4/4
0	CLAYTON, Ashaad	TB	6- 0	200	Fr.	HS	New Orleans, La. (Warren Easton)	S 5/4
28	DAVIS, Joe	TB	5-11	205	So.	1L	Littleton, Colo. (Valor Christian)	S 4/3
57	DEITCHMAN, John	OL	6- 0	265	So.	VR	Alamo, Calif. (De La Salle)	WO 3/3
18	DOSS, Jeremiah	DE	6- 4	265	Sr.	1L	Jackson, Miss. (Northwest Rankin/Hinds Community College)	S 2/1
50	DROSOS, Travis	SN	6- 1	205	Fr.	HS	Gilbert, Ariz. (Perry)	WO 5/4
18	FAURIA, Caleb	TE	6- 5	230	Fr.	HS	Attleboro, Mass. (Bishop Feehan)	S 5/4
76	FILLIP, Frank	OL	6- 7	295	So.-2	2L	Houston, Texas (Clear Lake)	S 3/3
80	FISHER, Nick	TE	6- 5	265	Gr.	TR	Basehor, Kan. (Basehor-Linwood/William Jewell)	WO 1/1
8	FONTENOT, Alex	TB	6- 0	205	Jr.	2L	Richmond, Texas (George Ranch)	S 2/2
97	FOSU, Paulison	P	6- 0	185	Jr.	HS	Accra, GHANA/Denver, Colo. (Overland)	WO 2/2
93	FRANCIS, Tyler	PK	5-11	170	So.	1L	Carlsbad, Calif. (Carlsbad)	WO 3/3
21	GONZALEZ, Christian	CB	6- 2	200	Fr.	HS	The Colony, Texas (The Colony)	S 5/4
44	GRANT, Devin	OLB	6- 3	240	Fr.	HS	San Antonio, Texas (Antonian Prep)	S 5/4
82	GROTH, Jake	WR	6- 4	205	So.	VR	Centennial, Colo. (Arapahoe)	WO 3/3
33	GUSTAV, Joshka	OLB	6- 3	235	Fr.-2	1L	Cherry Valley, Calif. (Aquinas)	S 4/4
7	HAM II, Marvin	ILB	6- 1	225	Fr.-2	1L	Belleville, Mich. (Belleville)	S 4/4
8	HARRIS, Jason	OLB	6- 7	240	Fr.	HS	Gilbert, Ariz. (Higley)	S 5/4
83	HARRISON, Michael	WR	6- 3	190	Fr.	HS	San Francisco, Calif. (St. Ignatius College Prep)	WO 5/4
56	HORNE, Luke	OLB	6- 2	215	Fr.	HS	Cedar Park, Texas (Vista Ridge)	WO 5/4
10	JACKSON, Jaylon	WR	5-10	180	Jr.	2L	Cedar Hill, Texas (Cedar Hill)	S 2/2
13	JACKSON, Justin	DL	6- 2	280	Jr.	JC	Olive Branch, Miss. (Center Hill/Northwest Mississippi CC)	S 3/2
64	JOHNSON, Austin	OL	6- 4	300	Fr.-2	1L	Highlands Ranch, Colo. (Highlands Ranch)	S 4/4
34	JOHNSON, Mustafa	DE	6- 2	290	Sr.	2L	Turlock, Calif. (Turlock/Modesto Junior College)	S 2/1
36	JONES, Akil	ILB	6- 0	235	Sr.	3L	San Jose, Calif. (Valley Christian)	S 1/1
94	JORDAN, Janaz	DT	6- 4	305	Jr.	1L	Hampton, Va. (Bethel/Hinds Community College)	S 2/2
52	JYNES, Joshua	C	6- 3	310	So.	1L	Cedar Hill, Texas (DeSoto)	S 3/3
58	KUTSCH, Kary	OL	6- 5	310	Sr.	2L	Redding, Calif. (Shasta/Butte College)	S 2/1
53	LANDMAN, Nate	ILB	6- 3	235	Sr.	3L	Danville, Calif. (Monte Vista)	S 2/1
54	LANG, Terrance	DE	6- 7	285	Jr.	2L	Pomona, Calif. (Maranatha)	S 2/2
75	LEE, Carson	OL	6- 3	320	Fr.	HS	Greenwood Village, Colo. (Cherry Creek)	S 5/4
15	LEMONIOUS-CRAIG, Montana	WR	6- 2	185	Fr.	HS	Inglewood, Calif. (Inglewood)	S 5/4
12	LEWIS, Brendon	QB	6- 2	225	Fr.	HS	Melissa, Texas (Melissa)	S 5/4
23	LEWIS, Isaiah	S	6- 0	205	Jr.	2L	Granite Bay, Calif. (Granite Bay)	S 2/2
16	LUCKETT, Tarik	CB	6- 3	180	So.	1L	Lynwood, Calif. (Junipero Serra Catholic)	S 4/3
41	LYLE, Anthony	DB	6- 0	190	Jr.	RS	Lafayette, Colo. (Legacy/Eastern Michigan)	WO 2/2
42	LYNCH, Devin	ILB	6- 1	220	Jr.	VR	Tarzana, Calif. (Chaminade College Prep)	WO 2/2
84	LYNCH, Matt	TE	6- 5	245	Gr.	TR	Broomfield, Colo. (Legacy/UCLA)	S 1/1
74	LYTLE, Chance	OL	6- 7	320	Jr.	2L	San Antonio, Texas (Churchill)	S 2/2
7	LYTLE, Tyler	QB	6- 5	220	Jr.	2L	Redondo Beach, Calif. (Servite)	S 2/2
98	MAGRI, Nico	DT	6- 3	280	Jr.	2L	Lafayette, Colo., (Monarch)	WO 2/2
1	MANGHAM, Jaren	TB	6- 2	215	So.	1L	Detroit, Mich. (Cass Tech)	S 4/3
0	MILLER, Chris	S	6- 0	190	Jr.	2L	Denton, Texas (Denton)	S 2/2*
88	MILLER III, Keith	WR	6- 5	210	Fr.	HS	The Colony, Texas (The Colony)	S 5/4
4	MONTGOMERY, Jamar	OLB	6- 2	240	Jr.-2	1L	Birmingham, Ala. (Parker/Independence Community College)	S 2/2
92	MURRAY, Lloyd Jr.	DT	6- 2	300	Fr.-2	1L	Wichita Falls, Texas (Hirschi)	S 4/4
3	NIXON, K.D.	WR	5- 8	190	Sr.	3L	DeSoto, Texas (DeSoto)	S 2/1
4	NOYER, Sam	QB	6- 4	220	Sr.	3L	Beaverton, Ore. (Beaverton)	S 1/1
15	OATS, D.J.	CB	5-10	180	Fr.	RS	Arlington, Texas (Grace Prep)	S 4/4
37	ORTEGA, Robert "Trey"	DB	6- 0	175	Fr.	HS	Broomfield, Colo. (Broomfield)	WO 5/4
89	PASSARELLO, Louis	TE	6- 5	255	Fr.	HS	Palo Alto, Calif. (Palo Alto)	S 5/4
6	PELL, Alec	LB	6- 4	230	Fr.-2	1L	Englewood, Colo. (Cherry Creek)	S 4/4
5	PERRY, Mark	S	6- 0	200	So.	1L	Rancho Cucamonga, Calif. (Rancho Cucamonga)	S 4/3
12	PERRY, Quinn	ILB	6- 2	240	Jr.-2	1L	Marina Del Ray, Calif. (Palisades/El Camino)	S 2/2

-continued-





## Colorado Alphabetical Roster, continued...

No.	Player	Pos.	Ht.	Wt.	Class	Exp.	Hometown (High School/Previous College)	Status
22	PITTMAN, Toren	S	6- 4	190	Fr.	HS	Frisco, Texas (Lone Star)	S 5/4
72	POHAHAU, Nikko	OL	6- 5	275	Fr.	RS	Redwood City, Calif. (St. Francis)	S 4/4
85	POPLAWSKI, Jared	TE	6- 4	240	Jr.	1L	Scottsdale, Ariz. (Saguaro)	S 2/2
43	PRICE, Evan	PK	6- 1	180	So.-2	2L	Evergreen, Colo. (Evergreen)	WO 3/3
65	PURSELL, Colby	OL	6- 4	305	Jr.	2L	Valencia, Calif. (Hart)	S 2/2
3	RAKESTRAW, Derrion	S	6- 2	200	Sr.	3L	Woodstock, Ga. (Sequoyah)	S 1/1
54	RAY, Kanan	OL	6- 4	295	So.	1L	Chatsworth, Calif. (Sierra Canyon/UCLA)	S 3/3
2	RICE, Brenden	WR	6- 3	205	Fr.	HS	Chandler, Ariz. (Hamilton)	S 5/4
30	ROBINSON, Ray	ILB	6- 2	220	So.	1L	Highlands Ranch, Colo. (Highlands Ranch)	S 3/3
72	RODDICK, Casey	OL	6- 4	335	So.	1L	Ventura, Calif. (St. Bonaventure)	S 3/3
91	RODMAN, Na'im	DT	6- 2	300	So.	1L	Lakewood, Calif. (St. John Bosco)	S 4/3
38	RUSSELL, Brady	TE	6- 3	255	Jr.	2L	Fort Collins, Colo. (Fossil Ridge)	S 2/2
99	SAMI, Jalen	DT	6- 6	325	So.	1L	Colorado Springs, Colo. (Vista Ridge)	S 3/3
86	SCHMANSKI, C.J.	TE	6- 3	240	So.	VR	Louisville, Colo. (Monarch)	WO 3/3
40	SCOFIELD, Kyle	DB	5- 9	150	So.	HS	Morrison, Colo. (Dakota Ridge/Metro State)	WO 4/3
51	SEAVALL, Jack	OL	6- 7	270	Fr.	HS	Centennial, Colo. (Arapahoe)	WO 5/4
71	SENN, Valentin	OL	6- 7	310	Fr.	RS	Volders, AUSTRIA (BHAK Hall)	S 4/4
5	SHENAULT, La'Vontae	WR	6- 2	190	Fr.-2	1L	DeSoto, Texas (DeSoto)	S 4/4
78	SHERMAN, William	OL	6- 4	310	Jr.	2L	Allen, Texas (Allen)	S 2/2
90	SIMON, Jayden	DT	6- 3	290	Fr.	RS	Tacoma, Wash. (Lincoln)	S 4/4
87	SMITH, Alex	WR	5- 9	185	So.	VR	Centennial, Colo. (Arapahoe)	WO 3/3
33	STACKS, Jayle	TB	5-11	230	Fr.	HS	Aurora, Colo. (Cherry Creek)	S 5/4
14	STANLEY, Dimitri	WR	6- 0	195	So.	2L	Aurora, Colo. (Cherry Creek)	S 3/3
48	STEFANOU, James	PK	6- 1	195	Sr.	3L	Melbourne, AUSTRALIA (Rose Hill Secondary College)	S 2/1
25	STILLWELL, Luke	TE	6- 4	220	So.-2	1L	Denton, Texas (Guyer/Kilgore Community College)	S 3/3
2	STRIKER, Jaylen	CB	6- 3	200	So.	JC	Tampa, Fla. (Jefferson/Independence Community College)	S 3/3
1	THOMAS, Guy	OLB	6- 4	230	Jr.	JC	Miami, Fla. (Booker T. Washington/Nebraska/Coahoma CC)	S 2/2
45	TOWNSEND, James	SN	6- 0	215	So.	VR	Malibu, Calif. (Crespi Carmelite)	WO 3/3
39	TRAVIS, Ryan	S	6- 0	190	So.	TR	Boulder, Colo. (Boulder/Fort Lewis)	WO 3/3
17	TRUJILLO, K.J.	CB	6- 0	165	So.	1L	Buena Park, Calif. (Lutheran)	S 4/3
31	VAN DIEST, Jonathan	ILB	6- 1	230	Jr.	2L	Louisville, Colo. (Cherry Creek)	S 2/2
89	WATTS, Josh	P	6- 4	200	Jr.	TR	Hobart, Tasmania AUSTRALIA (Guilford Young/Deakin University)	S 2/2
26	WELLS, Carson	OLB	6- 4	250	Jr.	2L	Bushnell, Fla. (South Sumter)	S 2/2
60	WILEY, Jake	OL	6- 6	290	Fr.	RS	Centennial, Colo. (Eaglecrest)	S 4/4
58	WILLIAMS, Alvin	OLB	6- 3	220	Fr.	HS	Ellenwood, Ga. (Cedar Grove)	S 5/4
55	WILLIAMS, Austin	DT	6- 5	315	So.	1L	Tifton, Ga. (Tift County)	S 4/3
35	WILLIAMS, Mister	ILB	6- 0	245	Fr.	HS	Westlake Village, Calif. (Oaks Christian)	S 5/4
37	WILLIS, Mac	PK	6- 3	190	Fr.	RS	Centennial, Colo. (Cherry Creek)	WO 4/4
77	WRAY, Jake	OL	6- 5	300	Fr.	HS	Marietta, Ga. (Marietta)	S 5/4

Heights and weights recorded as of July 1, 2020. \*—will have option to apply to the NCAA for a sixth-year. **EXPERIENCE KEY:** #L—indicates number of letters earned through 2019; HS—high school; JC—junior college transfer; RS—freshman redshirt in 2019; TR—transfer; VR—varsity reserve performer. **STATUS KEY:** S—scholarship, WO—walk-on; #/#—clock at start of 2020 season, i.e., 2/1: two years to play one in eligibility.

**Inactive Roster Players** (Injured/Ineligible/Etc.)

No.	Player	Pos.	Ht.	Wt.	Class	Exp.	Hometown (High School/Previous College)	Reason	Status
96	ALFANO, Antonio	DE	6- 5	285	Fr.	RS	Rahway, N.J. (Colonia/Alabama)	Transfer	S 4/4
27	BYRD, Michael Jr.	WR	5- 7	160	Jr.	TR	Charlotte, N.C. (Hickory Grove Christian/Arkansas/TCU)	Transfer	WO 2/2
28	HALL, Rich	DB	6- 1	200	So.	TR	Pompano Beach, Fla. (Coconut Creek/Akron/Independence CC/New Mexico State)	Transfer	WO 3/3
16	JACOB, Dylan	QB	6- 1	205	Jr.	TR	Lakewood, Colo. (Green Mountain/Western Colorado)	Transfer	WO 2/1
46	NEWMAN, Chase	ILB	6- 2	215	Jr.	2L	La Mirada, Calif. (La Mirada)	Opt-Out/Fall 20	S 2/2
20	SMITH, Deion	TB	6- 0	190	So.	1L	Houston, Texas (Second Baptist)	Injured	S 3/3

**2020 COACHING STAFF:** Head Coach: Karl Dorrell (first season at Colorado, sixth overall). Assistant Coaches: Darrin Chiaverini (OC/WR), Tyson Summers (DC/ILB), Danny Langsdorf (PCG/QB), Taylor Embree (TE), Darian Hagan (RB), Demetrice Martin (CB), Brett Maxie (S), Brian Michalowski (OLB), Mitch Rodrigue (OL), Chris Wilson (DL), Drew Wilson (S&C). Grad Assistants: Jason Grossman (O). B.J. Johnson (D), Aziz Shittu (D), Donovan Williams (O). **Quality Control:** Bryan Cook (D), Reggie Moore (O), Chris Reinert (ST), William Vlachos (D).

**CAPTAINS:** To be appointed each game.



Colorado Numerical Roster (active players; as of November 2 a.m.):

No.	Player	Pos.	No.	Player	Pos.	No.	Player	Pos.	No.	Player	Pos.
0	MILLER, Chris	S/OLB	16	LUCKETT, Tarik	CB	40	SCOFIELD, Kyle	DB	75	LEE, Carson	OL
0	CLAYTON, Ashaad	TB	17	TRUJILLO, K.J.	CB	41	LYLE, Anthony	DB	76	FILLIP, Frank	OL
1	MANGHAM, Jaren	TB	17	CICCARONE, Grant	QB	42	LYNCH, Devin	ILB	77	WRAY, Jake	OL
1	THOMAS, Guy	OLB	18	DOSS, Jeremiah	DE	43	PRICE, Evan	PK	78	SHERMAN, William	OL
2	RICE, Brenden	WR	18	FAURIA, Caleb	TE	44	GRANT, Devin	OLB	80	FISHER, Nick	TE
2	STRIKER, Jaylen	CB	20	ANGLEN, Will	DB	45	TOWNSEND, James	SN	81	CARPENTER, Chris	WR
3	NIXON, K.D.	WR	21	GONZALEZ, Christian	CB	48	STEFANOU, James	PK	82	GROTH, Jake	WR
3	RAKESTRAW, Derrion	S	22	PITTMAN, Toren	S	50	DROSOS, Travis	SN	83	HARRISON, Michael	WR
4	MONTGOMERY, Jamar	OLB	23	BROUSSARD, Jarek	TB	51	SEAVALL, Jack	OL	84	LYNCH, Matt	TE
4	NOYER, Sam	QB	23	LEWIS, Isaiah	S	52	JYNES, Joshua	C	85	POPLAWSKI, Jared	TE
5	SHENAULT, La'Vontae	WR	25	BLACKMON, Mekhi	CB	53	LANDMAN, Nate	ILB	86	SCHMANSKI, C.J.	TE
5	PERRY, Mark	S	25	STILLWELL, Luke	TE	54	LANG, Terrance	DE	87	BEDELL, Derek	SN
6	ARIAS, Daniel	WR	26	WELLS, Carson	OLB	54	RAY, Kanan	OL	87	SMITH, Alex	WR
6	PELL, Alec	LB	27	BETHEL, Nigel	CB	55	WILLIAMS, Austin	DT	88	MILLER III, Keith	WR
7	LYTLE, Tyler	QB	28	DAVIS, Joe	TB	56	HORNE, Luke	OLB	89	PASSARELLO, Louis	TE
7	HAM II, Marvin	ILB	30	APPLETON II, Curtis	CB	57	DEITCHMAN, John	OL	89	WATTS, Josh	P
8	FONTENOT, Alex	TB	31	VAN DIEST, Jonathan	ILB	58	KUTSCH, Kary	OL	90	SIMON, Jayden	DT
8	HARRIS, Jason	OLB	32	ROBINSON, Ray	ILB	58	WILLIAMS, Alvin	OLB	91	RODMAN, Na'im	DT
9	CHANDLER II, Michael	QB	33	STACKS, Jayle	TB	60	WILEY, Jake	OL	92	MURRAY, Lloyd Jr.	DT
10	JACKSON, Jaylon	WR	33	GUSTAV, Joshka	OLB	64	JOHNSON, Austin	OL	93	FRANCIS, Tyler	PK
12	LEWIS, Brendon	QB	34	JOHNSON, Mustafa	DE	65	PURSELL, Colby	OL	94	JORDAN, Janaz	DT
12	PERRY, Quinn	ILB	35	WILLIAMS, Mister	ILB	66	CATE, Dominick	OL	97	FOSU, Paulison	P
13	BELL, Maurice	WR	36	JONES, Akil	ILB	69	CHRISTIAN-LICHTENHAN, G.	OL	98	MAGRI, Nico	DT
13	JACKSON, Justin	DL	37	WILLIS, Mac	PK	70	RODDICK, Casey	OL	99	SAMI, Jalen	DT
14	STANLEY, Dimitri	WR	37	ORTEGA, Robert "Trey"	DB	71	SENN, Valentin	OL			
15	OATS, D.J.	CB	38	RUSSELL, Brady	TE	72	POHAHAU, Nikko	OL			
15	LEMONIOUS-CRAIG, M.	WR	39	TRAVIS, Ryan	S	74	LYTLE, Chance	OL			

## 2020 COLORADO FOOTBALL LETTERMAN PICTURE

Colorado has **57** lettermen returning for the 2020 season (54 from the 2019 team, one from 2018 and one from 2017); they break down into 24 on offense, 30 on defense and three specialists; the Buffs lose **31** lettermen off the 2019 squad (16 offense/12 defense/3 specialists). CU will return **15** starters from 2019 (7 offense/8 defense), losing nine (5 offense/4 defense); two players started at least six games at the same position offense and defense, so the starter count was based off 12 players on each side instead of the standard 11. The 2019 starters are listed in bold (six or more starts); \*—denotes letters earned primarily on special teams; QIS—quit in season. The breakdown:

### OFFENSE

Position	Returning (24)	Lost (16)
WR	Daniel Arias, La'Vontae Shenault	Laviska Shenault
WR	<b>K.D. Nixon</b> , Maurice Bell	Tony Brown
WR	<b>Dimitri Stanley</b> , Jaylon Jackson	*Curtis Chiaverini
LT	Kanan Ray	Arlington Hambright, Hunter Vaughn
LG	<b>Kary Kutsch</b> , Austin Johnson	
C	Josh Jynes	Tim Lynott Jr., Heston Paige (from 2018)
RG	<b>Colby Pursell</b> , Casey Roddick, *Chance Lytle	Jack Shutack
RT	<b>Will Sherman</b> , Frank Fillip	
TE/HB	<b>Brady Russell</b> , *Luke Stillwell, Jared Poplawski (from 2017)	Beau Bisharat, *Legend Brumbaugh, Jaren Harris, Darrion Jones (QIS)
QB	Tyler Lytle, Sam Noyer (S in 2019)	<b>Steven Montez</b> , *Josh Goldin, Blake Stenstrom
TB	<b>Alex Fontenot</b> , Jaren Mangham, Deion Smith, Joe Davis	Chase Sanders (QIS)

### DEFENSE

Position	Returning (30)	Lost (12)
OLB	*Jamar Montgomery, *Joshka Gustav	Alex Tchangan (QIS: Jacob Callier)
DE	<b>Mustafa Johnson</b> , Na'im Rodman, Jeremiah Doss, *Dante Sparaco (from 2017)	
NT	<b>Jalen Sami</b> , Austin Williams, Lloyd Murray, Jr., *Nico Magri	
DE	<b>Terrance Lang</b> , Janaz Jordan	
OLB	<b>Carson Wells</b> , *Alec Pell	Nu'umotu Falo, Jr.
ILB	<b>Nate Landman</b> , *Marvin Ham, Quinn Perry, Ray Robinson	
ILB	<b>Akil Jones</b> , Jonathan Van Diest, *Chase Newman	
BUFF	Mark Perry	<b>Davion Taylor</b> , *Jash Allen
CB	Chris Miller, Mekhi Blackmon, *Curtis Appleton	<b>Delrick Abrams</b>
SS	<b>Derrion Rakestraw</b>	Trey Udoffia
FS	Mark Perry, *Isaiah Lewis	<b>Mikial Onu</b> , Lucas Cooper (QIS: Aaron Maddox)
CB	<b>K.J. Trujillo</b> , Tarik Luckett	*Dylan Thomas, *Uryan Hudson (from 2018)

### SPECIALISTS

Position	Returning (3)	Lost (3)
P		<b>Alex Kinney</b>
PK	<b>James Stefanou</b> (PK), Evan Price (PK), Tyler Francis (PK; from 2018)	<b>Davis Price</b> (KO/P)
SN		<b>J.T. Bale</b>

Won 5, Lost 7 (3-6 Pac-12)

TEAM STATISTICS	Colorado	Opponents
<b>FIRST DOWNS</b> .....	<b>257</b>	<b>261</b>
by rushing .....	109	97
by passing .....	127	150
by penalty .....	21	14
<b>FIRST DOWN PLAYS/YARDS</b> .....	369/2098	369/2406
average gain on first down .....	5.69	6.52
<b>THIRD DOWN EFFICIENCY</b> .....	74-179	74-156
percentage.....	41.3	47.4
<b>FOURTH DOWN EFFICIENCY</b> .....	12-20	7-13
percentage.....	60.0	53.8
<b>RUSHING ATTEMPTS</b> .....	<b>436</b>	<b>409</b>
yards gained .....	2048	2136
yards lost .....	244	293
<b>NET RUSHING YARDS</b> .....	<b>1804</b>	<b>1843</b>
average per rush .....	4.14	4.51
average per game .....	150.3	153.6
<b>PASSING ATTEMPTS</b> .....	<b>411</b>	<b>406</b>
passes completed .....	257	267
had intercepted .....	11	11
completion percentage .....	62.5	65.8
efficiency rating .....	130.0	154.7
<b>NET PASSING YARDS</b> .....	<b>2858</b>	<b>3460</b>
average per attempt .....	6.95	8.52
average per completion .....	11.1	13.0
average per game .....	238.2	288.3
<b>TOTAL OFFENSIVE PLAYS</b> .....	<b>847</b>	<b>815</b>
<b>TOTAL NET YARDS</b> .....	<b>4662</b>	<b>5303</b>
<b>AVERAGE GAIN PER PLAY</b> .....	<b>5.50</b>	<b>6.51</b>
<b>AVERAGE PER GAME</b> .....	<b>388.5</b>	<b>441.9</b>
<b>FUMBLES-LOST</b> .....	11-3	13-6
<b>PENALTIES/YARDS</b> .....	85/726	73/730
Offensive .....	52/364	27/225
Defensive .....	17/198	28/319
Special Teams .....	12/115	14/131
Bench/Unsportsmanlike .....	4/49	4/55
<b>TURNOVERS (Margin: +3/+0.25)</b> .....	14	17
<b>TOTAL RETURN YARDS</b> .....	<b>106</b>	<b>322</b>
Punt Returns: No-Yards.....	10-57	15-200
Interceptions: No-Yards.....	11-40	11-122
Misc. (Fumble/Blk. FG) Returns.....	1-9	0-0
<b>KICKOFF RETURNS: No-Yards</b> .....	22-480	15-305
average per return .....	21.8	20.3
<b>PUNTS</b> .....	<b>59</b>	<b>43</b>
yards .....	2619	1953
gross average .....	44.4	45.4
yard deductions: returns/touchbacks.....	200/80	57/20
net yards .....	2339	1876
net average .....	39.6	43.6
<b>DEFENSIVE/tackles for loss</b> .....	<b>52-261</b>	<b>66-244</b>
quarterback sacks/yards .....	26/185	21/131
quarterback hurries.....	56	44
passes broken up .....	51	28
forced fumbles (ST) .....	10 (1)	2 (1)
<b>BLOCKED KICKS (Special Teams)</b> .....	0	1
<b>TIME OF POSSESSION</b> .....	367:05	352:55
average per game .....	30:35	29:25
<b>TIME SPENT IN THE LEAD (tied 119:03)</b> .....	250:05	350:52
<b>TIMES PENETRATED OPPONENT 20</b> .....	42	41
scores/td,fg .....	34/20,14	35/27,8
<b>GOAL-TO-GO SITUATIONS</b> .....	16	21
scores/td,fg .....	15/9,6	20/19,1
<b>TOTAL DRIVES</b> .....	<b>139</b>	<b>144</b>
drives ended by: TD .....	32	49
FG Made/FG Miss .....	17/5	11/5
Punt/Downs .....	59/7	43/5
TO/SAF/Clock .....	11/0/8	17/0/14
<b>TOTAL POINTS</b> .....	<b>282</b>	<b>382</b>
average per game .....	23.5	31.8

<b>FIELD GOALS</b>	G	10-19	20-29	30-39	40-49	50-59	60+	Total	Pct.	Long
James Stefanou.....	9	0-0	6-7	4-5	2-4	0-1	0-0	12-17	70.6	44
(41) (20.34) (36) (25.44) (37.39,20) (27.33wr) (48wl,24.52s) (22) (47wl,27wr (-) (-) (-)										
Evan Price .....	4	0-0	3-3	2-2	0-0	0-0	0-0	5- 5	100.0	37
(-) (-) (-) (-) (-) (-) (-) (-) (-) (-) (-) (34.23,37) (22,23) (-)										
Opponents .....	12	0-0	5-5	3-4	3-6	0-1	0-0	11-16	68.8	47

Colorado Football Statistics / 2-2-2

DEFENSIVE

Pos	Player	Tackles-----					For Loss-----		Miscellaneous-----									
		G	Plays	UT	AT	TOTAL	Avg.	Sacks	Other	TZ	3DS	QBP	QCD	FR	FF	PBU		
LB	Nate Landman.....	12	785	112	25	137	11.4	2-20	6-15	5	15	4	2	0	0	5		
LB	Davion Taylor.....	12	738	56	13	69	5.8	1½-11	7-28	6	14	2	2	1	0	7		
DB	Mikial Onu.....	11	706	49	18	67	6.1	0-0	1-2	1	3	0	2	0	3	5		
LB	Akil Jones.....	12	429	50	11	61	5.1	0-0	3-4	4	3	4	0	0	0	2		
LB	Carson Wells.....	10	514	36	21	57	5.7	1-6	2-6	2	5	5	2	0	0	3		
DB	Delrick Abrams.....	11	722	29	25	54	4.9	1-7	1-2	3	3	1	0	0	0	7		
DL	Terrance Lang.....	12	588	25	15	40	3.3	6-49	1-2	3	9	12	0	0	0	0		
DB	Derrion Rakestraw....	11	601	25	13	38	3.5	0-0	3-4	4	4	0	0	0	0	5		
DL	Mustafa Johnson.....	9	393	21	13	34	3.8	4½-26	0-0	1	6	7	0	1	1	0		
LB	Alex Tchangam.....	12	322	22	9	31	2.6	3½-18	0-0	0	7	6	1	0	1	1		
DL	Jalen Sami.....	11	411	13	12	25	2.3	1-2	1-2	4	3	2	0	1	0	0		
DB	Aaron Maddox.....	4	210	18	5	23	5.8	0-0	1-1	1	2	0	0	0	2	0		
DB	K.J. Trujillo.....	8	438	16	5	21	2.6	1-7	0-0	0	5	2	0	0	0	6		
LB	Jonathan Van Diest...	6	174	14	5	19	3.2	1-7	0-0	0	1	1	0	0	1	0		
DB	Mark Perry.....	8	196	10	2	12	1.5	1½-16	2-10	0	6	3	0	0	0	3		
DL	Janaz Jordan.....	12	217	2	10	12	1.0	0-0	0-0	0	0	0	0	0	0	0		
DL	Na'im Rodman.....	12	314	4	7	11	0.9	0-0	0-0	3	1	0	0	0	0	0		
DB	Chris Miller.....	4	168	7	3	10	2.5	0-0	0-0	0	2	1	0	0	0	2		
LB	Nu'umotu Falo.....	10	218	8	1	9	0.9	0-0	0-0	1	1	1	0	3	0	1		
DB	Mekhi Blackmon.....	4	199	5	4	9	2.3	1-6	0-0	0	1	0	0	0	1	1		
DB	Tarik Luckett.....	5	161	8	0	8	1.6	0-0	0-0	0	0	1	0	0	0	2		
DB	Lucas Cooper.....	2	52	5	3	8	4.0	0-0	0-0	1	1	1	0	0	0	0		
DL	Austin Williams.....	12	190	4	1	5	0.4	0-0	0-0	0	0	0	0	0	0	0		
LB	Jash Allen.....	4	28	4	0	4	1.0	0-0	0-0	0	0	2	0	0	0	0		
DB	Isaiah Lewis.....	3	22	4	0	4	1.3	0-0	0-0	1	0	0	0	0	0	0		
LB	Jamar Montgomery...	4	25	2	1	3	1.0	1-10	0-0	0	0	1	0	0	1	1		
DT	Lloyd Murray, Jr.....	2	33	2	0	2	1.0	0-0	0-0	0	1	0	0	0	0	0		
DB	Dylan Thomas.....	1	7	1	0	1	1.0	0-0	0-0	0	0	0	0	0	0	0		
LB	Jacob Callier.....	3	22	0	1	1	0.3	0-0	0-0	0	1	0	0	0	0	0		
DL	Jeremiah Doss.....	7	58	0	0	0	0.0	0-0	0-0	0	0	0	0	0	0	0		
DB	Sam Noyer.....	4	24	0	0	0	0.0	0-0	0-0	0	0	0	0	0	0	0		

SAFETIES (0): None. TOUCHDOWN SAVES (29): Onu 9, Rakestraw 5, Taylor 3, Abrams 2, Maddox 2, Miller 2, Trujillo 2, Cooper, Lang, Luckett, Wells, Williams.

SPECIAL TEAMS STATISTICS

Player	UT	UT/20	AT	AT/20	FF	FR	KSD	DP	BLK	FFC	FDK	RK	CP	OTH	POINTS
Beau Bisharat.....	6	2	2	0	0	0	5	2	0	6	5	0	0	0	28
Daniel Arias.....	4	1	0	0	0	0	1	3	0	8	6	0	0	0	23
Jaylon Jackson.....	1	1	1	1	0	1	0	0	5	1	0	1	0	0	13
Legend Brumbaugh	0	0	0	0	0	0	8	0	0	0	0	0	0	0	8
Ray Robinson.....	0	0	2	1	0	0	2	0	0	2	0	0	1	0	8
Maurice Bell.....	2	0	1	1	0	0	1	0	0	2	0	0	0	0	7
Isaiah Lewis.....	0	0	0	0	0	0	3	0	0	2	1	0	0	0	6
Nico Magri.....	0	0	0	0	0	0	5	1	0	0	0	0	0	0	6
Derrion Rakestraw..	1	0	0	0	0	0	1	0	0	0	0	0	1	3	6
Davion Taylor.....	0	0	0	0	0	0	1	0	2	3	0	0	0	0	6
Sam Noyer.....	0	0	2	1	0	0	2	0	0	0	0	0	0	0	5
Jash Allen.....	1	1	1	0	0	0	1	0	0	0	1	0	0	0	5
Lucas Cooper.....	1	0	2	0	0	0	1	0	0	0	0	0	0	1	5
Jamar Montgomery.	2	1	0	0	0	0	1	0	0	0	0	0	0	1	4
Trey Udoffia.....	1	0	0	0	0	0	2	0	0	0	1	0	0	0	4
Joe Davis.....	2	0	0	0	0	0	1	0	0	0	0	0	0	0	3
Nu'umotu Falo.....	0	0	0	0	0	0	3	0	0	0	0	0	0	0	3
Akil Jones.....	0	0	0	0	0	0	0	0	0	2	0	0	1	0	3

BLOCKED KICKS SUMMARY (0): None. OTHER—Field Goal/PAT Pressures: Abrams, Maddox, Rakestraw. Punt Pressures: None. Touchdown Saves (3): Cooper, Rakestraw, Sami. Stuffed Punt Fakes: None. Fair Catch/Kickoff Return (not in EZ): Nixon 2.

ATTENDANCE

Site	G	Attendance	Average	High	W-L
In Boulder.....	6	297,435	49,572.5	52,829	3-3
On The Road ...	5	218,826	43,765.2	50,529	1-4
Neutral.....	1	66,997	66,997.0	66,997	1-0

PUNT RETURNS

Player	G	No.	Yards	Avg.	Long	TD	AFP
Dimitri Stanley.....	12	8	47	5.9	15	0	C33
K.D. Nixon.....	12	2	10	5.0	6	0	C28

(Starting AFP—Avg. Field Position: Nixon 2/55; Stanley 8/260)

KICKOFF RETURNS

Player	G	No.	Yards	Avg.	Long	TD	AFP
Laviska Shenault.....	11	1	54	54.0	54	0	O43
K.D. Nixon.....	12	16	374	23.4	38	0	C26
Deion Smith.....	12	5	52	10.4	18	0	C20

(Starting AFP—Shenault 1/54; Nixon 16/419; Smith 5/102)

INTERCEPTION RETURNS

Player	G	No.	Yards	Avg.	Long	TD
Mikial Onu.....	11	4	8	2.0	8	0
Derrion Rakestraw.....	11	3	1	0.3	1	0
Nate Landman.....	12	1	21	21.0	21	0
Carson Wells.....	10	1	7	7.0	7	0
K.J. Trujillo.....	9	1	3	3.0	3	0
Chris Miller.....	4	1	0	0.0	0	0

FUMBLE RETURNS

Player	G	No.	Yards	Avg.	Long	TD
Mustafa Johnson.....	9	1	9	9.0	9t	1

DEFENSIVE SCRIMMAGE SNAPS: 815 (0 2-pt plays).

FOURTH DOWN STOPS (5; included in third down stops):

Landman 2, Murray, Tchangam, Van Diest.

INTERCEPTIONS CAUSED (8): Landman 2, Wells 2,

Johnson, Jones, Lang, Taylor.

SACKS FOR 0 (2): Lang, Sami ½, Taylor ½.

KEY: UT—Unassisted Tackle; UT/20—UT Inside-the-20; AT—Assisted Tackle; AT/20—AT Inside-the-20; TZ—Tackles For Zero; 3DS—Third/Fourth Down Stops (tackles, INTs, QBPs or PBUs); QBP—Quarterback Pressure; QCD—Quarterback Chasedowns; FF—Forced Fumble; FR—Fumble/Muff Recovery (Opponent on defense or CU or Opponent on special teams); PBU—Passes Broken Up; KSD—Knockdown or Springing Block on Kick Return; DP—Downed Punt (meaningful); BLK—Blocked Kick; RK—Recovered Blocked Kick, Punt or On-side kick; FFC—Forced Fair Catch; FDK—First Downfield (on kickoff or punt that altered return path); CP—Caused Penalty. A defensive game played is credited only when a player is in for at least one defensive play; defensive tackles do not include special team tackles. NOTE: Defensive/special team statistics compiled from coaches' video; NCAA/Pac-12 Colorado stats are not accurate.

YARDS BY QUARTER/HALF

	COLORADO								OPPONENT								4TH DOWN		COLORADO			OPPONENT		
Game	1Q	2Q	1H	3Q	4Q	2H	OT	GAME	1Q	2Q	1H	3Q	4Q	2H	OT	GAME	COLO	OPP	20+ 10+	5+	20+ 10+	5+		
Colorado State	110	153	263	98	114	212	---	475	116	166	282	75	148	223	---	505	1-1	2-4	8	19	30	5	21	39
Nebraska	45	39	84	109	258	367	13	464	141	125	266	50	159	209	-6	469	2-2	1-1	4	14	36	7	13	28
Air Force	117	15	132	49	135	184	9	325	128	162	290	101	23	124	25	439	2-3	1-1	1	10	26	3	14	31
Arizona State	145	124	269	112	94	206	---	475	76	178	254	107	92	199	---	453	1-1	0-1	7	17	35	6	16	27
Arizona	86	211	297	150	49	199	---	496	105	110	215	175	97	272	---	487	1-2	0-0	5	18	36	5	12	33
Oregon	76	53	129	117	53	170	---	299	172	143	315	131	81	212	---	527	0-2	1-3	2	11	26	9	16	35
Washington State	123	66	189	109	22	131	---	320	178	104	282	115	100	215	---	497	0-0	0-1	4	11	25	6	17	33
Southern California	135	121	256	219	45	264	---	520	126	95	221	144	153	297	---	518	1-2	0-0	3	17	39	8	20	39
UCLA	20	133	153	32	98	130	---	283	201	33	234	129	63	192	---	426	0-1	0-1	1	14	26	4	14	35
Stanford	116	119	235	23	100	123	---	358	60	91	151	131	90	221	---	372	2-2	0-0	1	15	32	3	13	25
Washington	94	158	252	67	111	178	---	430	66	25	91	110	37	147	---	238	1-2	2-2	6	16	31	2	11	21
Utah	91	36	127	16	74	90	---	217	27	162	189	77	106	183	---	372	1-2	0-0	3	8	21	4	13	25



## AT-A-GLANCE SUMMARIES

Game	Score	1	2	3	4	OT	First Downs		Rushing		Passing		Total Offense		Return	Punting	Fumbles	Penalties	Third	QB	Avg.	Time of					
							Tot	Ru	Pa	Pn	Att	Yards	TD	Att	Com-Int	Yards	TD	Att	Yards	Yards	No-Avg.	No-Lost	No/Yds	Downs	Sacks	F.Pos.	Poss.
COLORADO .....	52	7	17	14	14	-	23	11	10	2	40	243	4	20-13-0	232	2	60	475	15	4-49.0	0-0	4/43	3- 9	2-17	C 29	27:05	
Colorado State.....	31	7	14	3	7	-	27	8	18	1	31	131	1	47-31-2	374	3	78	505	19	1-59.0	3-2	6/64	5-12	0- 0	CS22	32:55	
COLORADO .....	34	0	0	7	24	3	22	8	13	1	37	89	2	41-28-1	375	2	78	464	4	6-45.2	2-1	9/65	6-17	6-33	C 37	30:36	
Nebraska.....	31	7	10	0	14	0	19	9	8	2	46	179	2	26-16-1	290	2	72	469	1	5-46.2	3-2	7/65	5-15	3-25	N 28	29:24	
COLORADO .....	23	10	0	0	13	0	19	10	9	0	32	105	1	43-26-1	220	2	75	325	0	4-49.8	3-0	6/35	11-19	0- 0	C 34	25:56	
Air Force.....	30	6	14	0	3	7	22	16	6	0	52	284	2	12- 7-1	155	2	64	439	4	2-40.5	3-2	4/30	7-12	2-16	AF31	34:04	
COLORADO .....	34	14	10	7	3	-	20	4	15	1	40	138	1	30-23-0	337	3	70	475	9	3-35.0	1-1	3/30	10-17	1- 6	C 32	31:56	
Arizona State.....	31	0	21	3	7	-	21	6	15	0	28	108	2	39-24-1	345	2	67	453	0	2-58.5	0-0	3/39	8-13	0- 0	AS28	28:04	
COLORADO .....	30	3	17	7	3	-	26	11	15	0	37	159	1	44-29-0	337	2	81	496	23	5-46.8	0-0	8/85	6-16	0- 0	C 30	35:03	
Arizona.....	35	7	7	14	7	-	22	4	17	1	26	83	2	41-31-1	404	3	67	487	2	5-40.6	1-0	1/ 5	8-14	0- 0	A 22	24:57	
COLORADO .....	3	3	0	0	0	-	22	7	9	6	40	168	0	34-19-4	131	0	74	299	9	4-44.8	0-0	14/114	9-18	1-12	C 24	35:37	
Oregon.....	45	7	17	14	7	-	25	9	12	4	36	252	4	35-19-0	275	2	71	527	77	2-48.5	0-0	10/119	5-11	2- 6	O 37	24:23	
COLORADO .....	10	3	0	7	0	-	18	11	6	1	36	179	1	34-17-3	141	0	70	320	7	6-42.5	0-0	7/55	5-15	1- 9	C 27	30:55	
Washington State.....	41	21	3	7	10	-	22	6	16	0	20	128	1	53-35-1	369	4	73	497	53	4-46.2	1-0	7/70	7-14	2-11	W 34	29:05	
COLORADO .....	31	3	14	14	0	-	25	11	13	1	34	196	1	43-27-0	324	3	77	520	2	6-42.3	0-0	13/109	5-14	2-17	C 26	34:07	
Southern California.....	35	7	7	7	14	-	30	8	19	3	26	112	1	44-30-1	406	4	70	518	2	4-46.0	2-0	5/ 50	6-12	1-12	SC23	25:53	
COLORADO .....	14	0	7	0	7	-	19	7	9	3	27	88	1	38-21-1	195	1	65	283	7	6-39.2	1-0	5/55	6-16	2-20	C 28	25:33	
UCLA.....	31	17	0	7	7	-	24	11	12	1	46	200	2	28-21-1	226	2	74	426	4	4-41.5	0-0	8/95	6-13	4-21	U 32	34:27	
COLORADO .....	16	7	3	0	6	-	24	11	11	2	41	172	1	30-20-1	186	0	71	358	1	4-50.0	0-0	5/45	6-14	2- 9	C 22	32:07	
Stanford.....	13	3	3	0	7	-	19	6	8	1	25	127	0	29-18-1	245	1	54	372	11	3-43.3	0-0	8/80	3-10	1- 9	S 22	27:53	
COLORADO .....	20	3	10	7	0	-	23	13	7	3	41	207	1	28-17-0	223	1	69	430	29	4-45.8	1-0	6/55	5-13	5-51	C 30	31:00	
Washington.....	14	0	0	7	7	-	17	4	12	1	32	32	1	35-21-1	206	1	67	238	52	7-48.0	0-0	9/68	6-17	1- 1	W 22	29:00	
COLORADO .....	15	7	0	0	8	-	16	5	10	1	31	60	0	26-17-0	157	2	57	217	0	7-44.0	3-1	5/35	2-11	4-11	C 22	27:10	
Utah.....	45	0	17	14	14	-	17	10	7	0	41	207	3	17-14-0	165	2	58	372	97	4-41.0	1-0	5/45	8-13	5-30	U 40	32:50	

## OFFENSIVE LINE STATISTICS

Player	CSU	NEB	AFA	ASU	UA	ORE	WSU	USC	UCLA	STAN	WASH	UTAH	Plays	Plus	Grade	KD	TDB	PPTD	Best Game Grade (minimum 15 snaps)
F. FILLIP .....	3	—	—	—	—	3	—	—	—	—	—	—	<b>6</b>	5	83.3	0	0	0	N/A
A. HAMBRIGHT.....	57	78	75	70	81	71	59	77	65	71	69	58	<b>831</b>	690	83.0	75	12	14	88.7 / Stanford
A. JOHNSON .....	—	—	—	—	—	3	—	—	—	—	—	—	<b>3</b>	2	66.7	0	0	0	N/A
J. JYNES.....	3	—	—	—	—	3	9	—	—	—	—	—	<b>15</b>	12	80.0	2	0	0	N/A
K. KUTSCH.....	53	78	54	70	81	71	61	77	65	45	50	49	<b>754</b>	622	82.5	77	14	11	88.3 / Southern California
T. LYNOTT.....	57	78	75	70	81	71	61	77	65	71	69	58	<b>833</b>	667	80.1	75	14	16	90.8 / at UCLA
C. LYTLE.....	3	—	21	—	—	—	—	—	—	—	—	—	<b>24</b>	18	75.0	1	0	1	76.2 / Air Force
C. PURSELL.....	47	78	15	70	INJ	INJ	INJ	INJ	INJ	24	41	58	<b>333</b>	276	82.9	29	4	8	92.7 / Washington
K. RAY.....	3	—	—	—	—	3	11	—	—	—	—	—	<b>17</b>	14	82.4	1	0	0	N/A
C. RODDICK.....	7	—	60	—	63	56	25	24	24	24	17	9	<b>309</b>	238	77.0	29	2	6	83.3 / Air Force, at UCLA
W. SHERMAN.....	57	78	75	70	81	71	64	77	65	71	69	58	<b>836</b>	699	83.6	67	13	18	87.7 / Arizona
J. SHUTACK.....	10	—	—	—	18	18	54	53	41	49	30	—	<b>273</b>	206	75.5	32	6	2	88.7 / Southern California
H. VAUGHN.....	—	—	—	—	—	—	6	—	—	—	—	—	<b>6</b>	5	83.3	1	0	0	N/A
<b>Team .....</b>	<b>60</b>	<b>78</b>	<b>75</b>	<b>70</b>	<b>81</b>	<b>74</b>	<b>70</b>	<b>77</b>	<b>65</b>	<b>71</b>	<b>69</b>	<b>58</b>	<b>4240</b>	<b>3454</b>	<b>81.5</b>	<b>389</b>	<b>65</b>	<b>76</b>	<b>85.5 / Southern California</b>

**Sacks/pressures allowed by others or coverage not included; sacks & pressures may exceed overall team total as two players can be awarded a pressure on the same play.**

**KEY:** KD—Knockdown Blocks (pancakes/blown off the line/finishes); TDB—Touchdown Blocks (direct); PPTD—Perfect plays on passing touchdown/conversions; QBS—Quarterback Sacks Allowed; PRS—Pressures Allowed; PEN—Penalties. **Play count includes 2-point conversion at Utah.**

**KEY:** KD—Knockdowns; TDB—Touchdown Blocks (direct); PPTD—Perfect plays on passing touchdown/conversions;

**FG/PAT TEAM PLAY COUNT (54):** Kutsch 54, C. Lytle 54, Ray 54, Roddick 54, Vaughn 54, Harris 52, Russell 50, Brumbaugh 42, D. Jones 12, Shutack 4, Bisharat 2.

(Snappers: Bale 54; Holders: Kinney 54; Kickers: Stefanou 44, E. Price 10).

**PUNT TEAM SNAPS (59; includes fakes, roughing calls):** J.T. Bale 59.

## NON-OFFENSIVE SCORES (1)

vs. Opponent	Player	Play	By Opponent (1)	Player	Play
Colorado State	Mustafa Johnson	9 fumble return	Utah	Demari Simpkins	66 punt return

## MISCELLANEOUS STAT BOX

(Coin Toss: O-offense; D-Defense; d-deferred/played defense first)

	Red Zone (Scores-Att; (TD/FG); Plays-Yds)					Avg./1st Down		2nd Down Eff.		3rd Dn/Avg-to-Go		Plays (+/0/-)			Plus Territory (Plays-Yards)			Coin Toss
Game	Colorado		Opponent			Colo.	Opp.	Colo.	Opp.	Colo.	Opp.	Colorado		Opponent	Colorado	Opponent	Temp	
Colorado State	4-4 (4/0)	9-42	2-2 (2/0)	3-22		8.9	5.8	8-19	13-26	4.5	6.8	47 11 2	58	16 4	24-236	36-238	82°	W (O)
Nebraska	4-4 (2/2)	10-28	3-3 (2/1)	11-44		6.5	7.2	8-26	8-24	7.6	6.3	52 15 11	51	13 8	31-128	24-100	88°	W (O)
New Hampshire	3-4 (2/1)	15-40	1-2 (1/0)	8-24		4.0	6.1	4-25	8-22	7.1	7.1	49 20 6	54	7 3	35-172	33-206	73°	W (O)
Arizona State	3-4 (2/1)	12-43	3-3 (2/1)	11-40		6.0	4.4	6-23	10-23	4.3	5.3	57 10 3	46	18 3	39-250	24-174	91°	W (O)
Arizona	4-4 (2/2)	13-48	3-3 (3/0)	9-33		6.3	8.7	12-28	8-22	7.4	6.1	59 18 4	52	12 3	37-219	24-155	63°	L (O)
Oregon	1-4 (0/1)	16-29	7-9 (6/1)	28-90		3.8	6.1	3-23	14-25	7.4	5.8	47 16 11	51	16 4	36-137	47-265	55°	L (D)
Washington State	2-3 (1/1)	9-21	4-4 (2/2)	11-29		4.8	6.3	7-24	9-25	9.5	4.5	44 18 8	47	23 3	29-147	30-266	38°	W (O)
Southern California	4-4 (3/1)	11-48	1-2 (1/0)	2-(-3)		6.4	8.5	13-27	10-22	6.3	7.1	57 17 3	47	14 9	33-189	26-247	52°	L (D)
UCLA	1-2 (1/0)	8-14	3-3 (2/1)	6-27		5.4	6.8	6-21	13-26	7.6	5.6	37 20 8	55	12 7	21- 97	32-250	74°	L (O)
Stanford	4-4 (1/3)	7-19	1-2 (0/1)	2- 2		4.9	6.9	8-23	7-20	5.1	7.5	52 13 6	38	11 5	29-114	22- 64	77°	W (O)
Washington	3-4 (1/2)	8-26	2-3 (2/0)	9-41		5.9	3.1	7-21	5-22	7.4	6.2	50 15 4	39	18 10	40-223	34- 76	39°	L (O)
Utah	1-1 (1/0)	2-13	5-5 (4/1)	10-47		4.6	6.8	8-19	5-19	10.6	5.2	34 14 9	45	8 5	18- 68	32-207	28°	L (O)

SCORING DRIVES (Game-By-Game)

Opponent	Plays	Yards	Time	Result	Qtr	(Down) How	PAT	Quarterback
Colorado State	10	75	5:30	TD	1	(3) Harris 1 pass from Montez	Stefanou	Montez
Colorado State	8	56	3:14	*FG	2	(4) Stefanou 41 FG	.....	Montez
Colorado State	6	75	3:02	TD	2	(2) Mangham 5 run	Stefanou	Montez
Colorado State	6	75	1:10	TD	2	(2) Shenault 25 pass from Montez	Stefanou	Montez
Colorado State	3	27	0:54	*TD	3	(1) Fontenot 7 run	Stefanou	Montez
Colorado State	9	68	4:20	TD	4	(1) Fontenot 14 run	Stefanou	Montez
Colorado State	6	75	2:57	TD	3	(1) Fontenot 22 run	Stefanou	Montez
Nebraska	8	64	2:24	TD	3	(1) Mangham 11 run	Stefanou	Montez
Nebraska	1	96	0:14	TD	4	(1) Nixon 96 pass from Montez	Stefanou	Montez
Nebraska	5	75	1:50	TD	4	(1) Mangham 7 run	Stefanou	Montez
Nebraska	7	17	2:20	*FG	4	(4) Stefanou 30 FG	.....	Montez
Nebraska	10	71	3:07	TD	4	(1) Brown 26 pass from Montez	Stefanou	Montez
Nebraska	5	8	.....	FG	OT1	(4) Stefanou 34 FG	.....	Montez
Air Force	11	75	5:23	TD	1	(1) Shenault 42 pass from Montez	Stefanou	Montez
Air Force	5	15	1:17	*FG	1	(4) Stefanou 36 FG	.....	Montez
Air Force	12	75	4:14	TD	4	(3) Stanley 13 pass from Montez	Stefanou	Montez
Air Force	13	60	3:53	TD	4	(2) Shenault 2 run	Stefanou	Montez
Arizona State	10	75	5:00	TD	1	(3) Fontenot 1 run	Stefanou	Montez
Arizona State	11	70	5:06	TD	1	(3) Brown 29 pass from Montez	Stefanou	Montez
Arizona State	6	61	1:47	TD	2	(1) Brown 31 pass from Montez	Stefanou	Montez
Arizona State	12	63	4:46	FG	2	(4) Stefanou 25 FG	.....	Montez
Arizona State	5	65	2:32	TD	3	(2) Brown 20 pass from Montez	Stefanou	Montez
Arizona State	11	57	4:47	FG	4	(4) Stefanou 44 FG	.....	Montez
Arizona	13	55	5:58	FG	1	(4) Stefanou 37 FG	.....	Montez
Arizona	6	27	2:26	FG	2	(4) Stefanou 39 FG	.....	Montez
Arizona	1	38	0:09	*TD	2	(1) Stanley 38 pass from Nixon	Stefanou	Montez
Arizona	9	75	1:37	TD	2	(3) Russell 12 pass from Montez	Stefanou	Montez
Arizona	4	68	1:11	TD	3	(1) Brown 15 run	Stefanou	Montez
Arizona	14	72	7:13	FG	4	(4) Stefanou 20 FG	.....	Montez
Oregon	13	72	4:47	FG	1	(4) Stefanou 27 FG	.....	Montez
Washington State	11	68	4:38	FG	1	(4) Stefanou 24 FG	.....	Montez
Washington State	8	51	2:53	TD	3	(3) Shenault 6 run	Stefanou	Montez
Southern California	13	70	4:57	FG	1	(4) Stefanou 22 FG	.....	Montez
Southern California	12	77	6:18	*TD	2	(3) Nixon 7 pass from Montez	Stefanou	Montez
Southern California	8	65	3:51	TD	2	(3) Nixon 7 pass from Montez	Stefanou	Montez
Southern California	2	75	0:45	TD	3	(2) Shenault 71 pass from Montez	Stefanou	Montez
Southern California	8	66	2:52	TD	3	(1) Montez 17 run	Stefanou	Montez
UCLA	12	83	6:02	TD	2	(3) Montez 2 run	Stefanou	Montez
UCLA	6	68	1:56	TD	4	(1) Brown 27 pass from Montez	E. Price	Montez
Stanford	9	75	3:46	TD	1	(1) Montez 13 run	E. Price	Montez
Stanford	13	63	3:10	FG	2	(4) E. Price 34 FG	.....	Montez
Stanford	14	69	4:38	FG	4	(4) E. Price 23 FG	.....	Montez
Stanford	13	61	6:00	FG	4	(2) E. Price 37 FG	.....	Montez
Washington	8	33	3:42	FG	1	(4) E. Price 22 FG	.....	Montez
Washington	9	55	3:01	FG	2	(4) E. Price 23 FG	.....	Montez
Washington	3	62	0:45	TD	2	(2) Shenault 39 pass from Montez	E. Price	Montez
Washington	11	82	5:17	TD	3	(2) Fontenot 2 run	E. Price	Montez
Utah	12	62	5:07	TD	1	(2) Russell 7 pass from Montez	E. Price	Montez
Utah	7	79	2:59	TD	1	(1) Arias 27 pass from Montez	Russell pass/Montez	Montez

(\*—scored following a turnover.)

Drive Analysis

DISTANCE	COLORADO		OPPONENT	
Length	TD	FG	TD	FG
(minus)	—	0	—	0
0—9	0	1	1	2
10—19	0	2	0	0
20—29	1	1	2	0
30—39	1	1	0	1
40—49	0	0	6	1
50—59	1	4	1	3
60—69	11	5	7	1
70—79	15	3	19	2
80—89	2	0	9	1
90—99	1	0	4	0

GAME OPENING DRIVES

Game	COLORADO			OPPONENT		
	Pts	FD	Yds	Pts	FD	Yds
Colorado State	7	4	75	7	2	80
Nebraska	0	3	38	7	3	96
Air Force	7	4	80	0*	0	8
Arizona State	7	3	75	0	2	60
Arizona	3	5	55	0	2	25
Oregon	0	0	0	7	4	75
Washington State	0	2	44	7	3	69
Southern California	3	5	70	7	3	75
UCLA	0	0	4	7	3	57
Stanford	7	5	75	3	4	53
Washington	0	1	22	0	0	2
Utah	0	1	11	0	0	7

SECOND HALF OPENING DRIVES

Game	COLORADO			OPPONENT		
	Pts	FD	Yds	Pts	FD	Yds
Colorado State	7	1	27	0*	0	2
Nebraska	0	2	35	0	1	29
Air Force	0	3	28	0*	2	40
Arizona State	0	1	37	0	1	16
Arizona	0	0	3	7	3	65
Oregon	0*	0	4	7	2	40
Washington State	0	3	53	0	1	20
Southern California	7	1	75	7	3	75
UCLA	0	2	26	0*	1	12
Stanford	0	0	9	0	4	84
Washington	7	5	67	7	5	65
Utah	0	0	1	0	1	19

(\*—drive ended by a turnover)

POSSESSIONS AT-A-GLANCE

	Avg. 3-Plays				
	No.	Plays	Snaps & Out*	Snaps/TD	
Colorado	139	847	6.09	30	26.5 (32)
Opponent	144	815	5.66	34	16.6 (49)

(\*—less if there is a turnover; must not have earned a first down or scored a touchdown.)

POINTS BY DRIVE

Drive (CU/Opp)	COLORADO			OPPONENT		
	Pts	TD	FG	Pts	TD	FG
1 (12/12)	34	4	2	45	6	1
2 (12/12)	23	2	3	30	4	1
3 (12/12)	20	2	2	48	6	4
4 (12/12)	20	2	2	31	4	1
5 (12/12)	20	2	2	21	3	0
6 (12/12)	42	6	0	20	2	2
7 (12/12)	14	2	0	34	4	2
8 (12/12)	24	3	1	45	6	1
9 (12/12)	41	5	2	21	3	0
10 (11/11)	21	3	0	42	6	0
11 (11/10)	13	2	1	14	2	0
12 (6/6)	7	1	0	24	3	1
13 (2/3)	0	0	0	0	0	0
14 (2/2)	3	0	1	0	0	0
15 (0/1)	0	0	0	0	0	0
16 (0/0)	0	0	0	0	0	0

COLORADO YARDS PER PLAY—TD Drives: 8.9 (244-2178); FG Drives: 5.2 (158-819); Non-Scoring Drives: 3.7 (445-1665).  
OPPONENT YARDS PER PLAY— TD Drives: 10.1 (336-3387); FG Drives: 5.9 ( 95-560); Non-Scoring Drives: 3.5 (384-1356).

## LONGEST PLAYS

## COLORADO

## Scrimmage

Yards	Opponent	Player(s)
96	Nebraska	K.D. Nixon pass from Steven Montez (TD; school record)
71	Southern California	Laviska Shenault pass from Steven Montez (TD)
57	Nebraska	Jaylon Jackson pass from Steven Montez
49	Arizona	Tony Brown pass from Steven Montez
42	Air Force	Laviska Shenault pass from Steven Montez (TD)
39	Washington	Laviska Shenault pass from Steven Montez (TD)
38	Colorado State	Tony Brown pass from Steven Montez
38	Arizona	Dimitri Stanley pass from K.D. Nixon (TD)
35	Arizona State	K.D. Nixon pass from Steven Montez
33	Southern California	Laviska Shenault pass from Steven Montez
32	Colorado State	Alex Fontenot run
31	Arizona State	Tony Brown pass from Steven Montez (TD)
31	Washington	Laviska Shenault pass from Steven Montez
29	Arizona State	Tony Brown pass from Steven Montez (TD)
29	Arizona	Daniel Arias pass from Steven Montez
29	Washington State	K.D. Nixon pass from Steven Montez
29	Stanford	Laviska Shenault pass from Steven Montez
27	Colorado State	Brady Russell pass from Steven Montez
27	Southern California	Blake Stenstrom run
27	UCLA	Tony Brown pass from Steven Montez (TD)
27	Washington	Dimitri Stanley pass from Steven Montez
27	Utah	Daniel Arias pass from Steven Montez (TD)
26	Nebraska	Tony Brown pass from Steven Montez (TD)
26	Arizona State	Tony Brown pass from Steven Montez
25	Colorado State	Laviska Shenault pass from Steven Montez (TD)
25	Washington State	Alex Fontenot run
24	Colorado State	Tony Brown pass from Steven Montez
24	Oregon	Laviska Shenault pass from Steven Montez
24	Washington State	Laviska Shenault pass from Steven Montez
24	Washington	Brady Russell pass from Steven Montez
24	Utah	Laviska Shenault pass from Steven Montez
23	Colorado State	Jalen Harris pass from Steven Montez
23	Colorado State	Laviska Shenault run
23	Arizona State	Laviska Shenault pass from Steven Montez
22	Colorado State	Alex Fontenot run (TD)
22	Nebraska	K.D. Nixon pass from Steven Montez
22	Arizona	Alex Fontenot run
22	Washington State	Alex Fontenot run
21	Arizona State	Tony Brown pass from Steven Montez
21	Washington	Alex Fontenot run
20	Arizona State	Tony Brown pass from Steven Montez
20	Arizona	Tony Brown pass from Steven Montez
20	Oregon	Alex Fontenot run
20	Washington	Steven Montez run
20	Utah	Deion Smith pass from Steven Montez

Number of plays 20-plus yards in length: 45 (35 pass, 10 rush)

Number of plays 40-plus yards in length: 5 ( 5 pass, 0 rush)

## Returns

Type	Yards	Opponent	Player
KICKOFF	54	Nebraska	Laviska Shenault
PUNT	15	Arizona	Dimitri Stanley
INTERCEPTION	8	Arizona	Mikial Onu
FUMBLE	9	Colorado State	Mustafa Johnson (TD)

Returns 20+ yards in length: 11 (11 kickoff, 0 punt, 0 interception, 0 fumble, 0 misc.)

Returns 30+ yards in length: 4 ( 4 kickoff, 0 punt, 0 interception, 0 fumble, 0 misc.)

## OPPONENT

## Scrimmage

Yards	Opponent	Player(s)
81	Air Force	Ben Waters pass from D.J. Hammond (TD)
79	Stanford	Simi Fehoko pass from K.J. Costello (TD)
75	Nebraska	Maurice Washington pass from Adrian Martinez (TD)
75	Arizona	Cedric Peterson pass from Khalil Tate (TD)
70	Oregon	C.J. Verdell run
65	Nebraska	J.D. Spielman pass from Adrian Martinez (TD)
53	Arizona State	Brandon Aiyuk pass from Jayden Daniels (TD)
49	Arizona	Tayvian Cunningham pass from Khalil Tate
47	Oregon	Travis Dye run
47	Washington State	Max Borghi run (TD)
45	UCLA	Ethan Fernea pass from D. Thompson-Robinson (TD)
44	Southern California	Michael Pittman pass from Kedon Slovis (TD)
44	Washington State	Brandon Arconado pass from Anthony Gordon (TD)
44	Utah	Brant Kuithe run
41	Colorado State	Dante Wright run (TD)
40	Nebraska	Maurice Washington run
39	Colorado State	Dante Wright pass from Collin Hill (TD)
39	Arizona State	Frank Darby pass from Jayden Daniels (TD)
39	Oregon	Myciah Pittman pass from Justin Herbert
38	Utah	Brant Kuithe pass from Tyler Huntley (TD)
37	Southern California	Amon St. Brown run (TD)
37	Southern California	Michael Pittman pass from Kedon Slovis (TD)
35	UCLA	Joshua Kelley run (TD)
33	Arizona State	Jordan Kerley pass from Jayden Daniels
33	Arizona	Brian Casteel pass from Khalil Tate (TD)
32	Air Force	Geraud Sanders pass from D.J. Hammond (TD)
31	Colorado State	Marvin Kinsey pass from Collin Hill
31	Stanford	Osiris St. Brown pass from K.J. Costello
30	Oregon	C.J. Verdell run
30	Washington State	Easop Winston pass from Anthony Gordon
29	Colorado State	Warren Jackson pass from Collin Hill
29	Arizona	Jamarye Joiner pass from Khalil Tate
29	Washington	Hunter Bryant pass from Jacob Eason
28	Nebraska	Maurice Washington pass from Adrian Martinez
27	Southern California	Michael Pittman pass from Kedon Slovis
26	Arizona State	Jordan Kerley pass from Jayden Daniels
26	Arizona	Jamarye Joiner pass from Khalil Tate
26	Southern California	Drake Landon pass from Kedon Slovis
25	Nebraska	Wan'Dale Robinson pass from Adrian Martinez
25	Air Force	Kadin Remsberg run (TD)
25	Washington State	Brandon Arconado pass from Anthony Gordon
20-24 Rushing: (2: UCLA 1, USC 1)		
20-24 Passing: (19: Oregon 5, Arizona State 2, Nebraska 2, Washington State 2, USC 2, Utah 2, Colorado State 1, Stanford 1, Washington 1, UCLA 1).		

Number of plays 20-plus yards in length: 62 (50 pass, 12 rush)

Number of plays 40-plus yards in length: 16 (10 pass, 6 rush)

## Returns

Type	Yards	Opponent	Player
KICKOFF	44	Arizona	Jamarye Joiner
PUNT	66	Utah	Demari Simpkins (TD)
INTERCEPTION	53	Oregon	Verone McKinley
FUMBLE	N/A		

Returns 20+ yards in length: 13 ( 8 kickoff, 3 punt, 2 interception, 0 fumble, 0 misc.)

Returns 30+ yards in length: 8 ( 3 kickoff, 3 punt, 2 interception, 0 fumble, 0 misc.)

## DRIVE ENGINEERING

COLORADO											OPPONENT											TIME SPENT IN THE LEAD			BIG LEAD	
Game	No.	TD	FG-A	PUNT	DWN	TO	SAF	CLK	PTS		No.	TD	FG-A	PUNT	DWN	TO	SAF	CLK	PTS			Colorado	Tied	Opponent	CU	Opp
Colorado State	11	6	1-1	4	0	0	0	0	45		13	4	1-1	1	1	4	0	2	31			43:36	12:12	4:12	21	4
Nebraska	14	4	2-2	6	0	1	0	0	34		15	4	1-2	5	0	3	0	0	31			0:00	12:25	47:35	3	17
Air Force	11	3	1-1	4	1	1	0	1	23		11	4	1-1	2	0	3	0	1	30			14:10	5:51	39:59	10	13
Arizona State	10	4	2-2	3	0	0	0	1	34		11	4	1-2	2	1	1	0	1	31			33:49	16:11	0:00	14	---
Arizona	12	3	3-3	5	1	0	0	0	30		12	5	0-0	5	0	1	0	1	35			16:56	5:58	37:06	6	5
Oregon	12	0	1-2	4	1	4	0	1	3		12	6	1-1	2	2	0	0	1	45			0:00	3:23	56:37	---	42
Washington State	14	1	1-3	6	1	3	0	0	10		14	5	2-2	4	1	1	0	1	41			0:00	6:18	53:42	---	31
Southern California	12	4	1-1	6	1	0	0	0	31		13	5	0-1	4	0	1	0	2	35			42:40	0:59	16:21	10	7
UCLA	12	2	0-2	6	1	1	0	0	14		13	4	1-2	4	0	1	0	2	31			0:00	3:14	56:46	---	17
Stanford	19	1	3-3	4	0	1	0	0	16		9	1	2-3	3	0	1	0	1	13			42:09	11:20	6:31	7	3
Washington	11	2	2-2	4	1	0	0	2	20		10	2	0-0	7	0	1	0	0	14			52:23	7:37	0:00	13	---
Utah	11	2	0-0	7	1	0	0	1	15		11	5	1-1	4	0	0	0	1	38			4:22	23:35	32:03	7	30

FIRST DOWN PASSING

Player	Att-Com-Int	Pct.	Yards	FD	TD	Long	Sacked	Rating
Steven Montez .....	140-97-2	69.3	<b>1121</b>	41	6	96t	7/51	147.8
K.D. Nixon .....	1- 1-0	100.0	<b>38</b>	1	1	38t	0/ 0	749.2
Blake Stenstrom .....	1- 1-0	100.0	<b>12</b>	1	0	12	0/ 0	200.8
Tyler Lytle .....	1- 0-0	0.0	<b>0</b>	0	0	0	1/ 1	0.0

FIRST DOWN RUSHING

Player	Att.	Yards	Avg.	FD	TD	Long
Alex Fontenot .....	99	<b>485</b>	4.9	17	3	32
Jaren Mangham .....	59	<b>227</b>	3.8	4	2	19
Steven Montez .....	20	<b>141</b>	7.1	6	2	17t
Laviska Shenault .....	6	<b>41</b>	6.8	1	0	23
Blake Stenstrom .....	1	<b>27</b>	27.0	1	0	27
Tony Brown .....	4	<b>21</b>	5.3	1	1	15t
Deion Smith .....	11	<b>21</b>	1.9	0	0	9
K.D. Nixon .....	4	<b>17</b>	4.3	1	0	12
Joe Davis .....	3	<b>7</b>	2.3	0	0	4
Dimitri Stanley .....	2	<b>4</b>	2.0	0	0	0
Team .....	9	<b>-12</b>	-1.3	0	0	-1

FIRST DOWN RECEIVING

Player	No.	Yards	Avg.	FD	TD	Long
Tony Brown .....	<b>29</b>	401	13.8	17	3	38
Laviska Shenault .....	<b>19</b>	204	10.7	7	1	42t
K.D. Nixon .....	<b>15</b>	249	16.6	8	1	96t
Dimitri Stanley .....	<b>10</b>	122	12.2	4	1	38t
Alex Fontenot .....	<b>9</b>	26	2.9	0	0	3
Brady Russell .....	<b>8</b>	73	9.1	3	0	17
Jalen Harris .....	<b>3</b>	36	12.0	1	0	23
Jaren Mangham .....	<b>2</b>	11	5.5	1	0	11
Daniel Arias .....	<b>1</b>	27	27.0	1	1	27t
Jaylon Jackson .....	<b>1</b>	12	12.0	1	0	12
Maurice Bell .....	<b>1</b>	8	8.0	0	0	8
Deion Smith .....	<b>1</b>	2	2.0	0	0	2

ALL-PURPOSE YARDS

(Leaders)	G	Plays	Rush	Rec.	PR	KOR	Total	Avg.	Avg./G
Alex Fontenot .....	11	212	874	122	0	0	<b>996</b>	4.7	90.5
Laviska Shenault .....	11	80	161	764	0	54	<b>979</b>	12.2	89.0
K.D. Nixon .....	12	58	19	465	10	374	<b>868</b>	15.0	72.3
Tony Brown .....	12	62	33	707	0	0	<b>740</b>	11.9	61.7

QUARTERBACK SACKS (26-185)

Colorado State (2-17): Lang 1-10, Van Diest 1-7. **Nebraska (6-33):** Johnson 3-21, Tchangam 2-6, Blackmon 1-6. **Air Force (0-0).** **Arizona State (1-6):** Lang 1-6. **Arizona (0-0).** **Oregon (1-12):** Lang 1-12. **Washington State (1-9):** Tchangam 1-9. **USC (2-17):** Montgomery 1-10, Trujillo 1-7. **UCLA (2-20):** Landman 2-20. **Stanford (2-9):** Lang 1-6, Johnson 1-3. **Washington (5-51):** Perry 1½-16, Lang 1-15, Taylor 1-11, Wells 1-6, Tchangam ½-3. **Utah (4-11):** Abrams 1-7, Sami 1-2, Lang 1-0, Johnson ½-2, Taylor ½-0. **THIRD/FOURTH DOWN SACKS (18/0):** Lang 6, Tchangam 2½, Johnson 2, Landman 2, Perry 1½, Blackmon 1, Taylor, Trujillo 1, Van Diest 1.

SACKS BY QTR: CU 2-7-8-8 (1-OT); OPP 4-8-1-8 (0-OT)

2019 COLORADO BUFFALO SINGLE-GAME HIGHS

Individual

LONGEST SCORING RUN— 22, Alex Fontenot vs. Colorado State  
LONGEST NON-SCORING RUN— 32, Alex Fontenot vs. Colorado State  
LONGEST SCORING PASS— 96, Steven Montez to K.D. Nixon vs. Nebraska (*school record*)  
LONGEST NON-SCORING PASS— 57, Steven Montez to Jaylon Jackson vs. Nebraska  
LONGEST KICKOFF RETURN— 54, Laviska Shenault vs. Nebraska  
LONGEST PUNT RETURN— 15, Dimitri Stanley vs. Arizona  
LONGEST INTERCEPTION RETURN— 21, Nate Landman vs. Washington  
LONGEST PUNT— 63, Alex Kinney vs. Colorado State, Arizona  
LONGEST FIELD GOAL— 44, James Stefanou vs. Arizona State  
MOST TOUCHDOWNS— 3, on two occasions (Alex Fontenot, Tony Brown)  
MOST RUSHING ATTEMPTS— 25, Alex Fontenot vs. Arizona State  
MOST RUSHING YARDS— 125, Alex Fontenot vs. Colorado State  
MOST PASS ATTEMPTS— 43, Steven Montez vs. Air Force, USC  
MOST PASS COMPLETIONS— 28, Steven Montez vs. Nebraska, Oregon State  
MOST INTERCEPTIONS THROWN— 4, Steven Montez at Oregon  
MOST PASSING YARDS— 375, Steven Montez vs. Nebraska  
MOST TOUCHDOWN PASSES— 3, Steven Montez vs. Arizona State, USC  
MOST RECEPTIONS— 10, Tony Brown vs. Arizona  
MOST RECEIVING YARDS— 172, Laviska Shenault vs. USC  
MOST TOTAL OFFENSIVE PLAYS— 50, Steven Montez vs. USC (43 pass, 7 rush)  
MOST TOTAL OFFENSE— 358, Steven Montez vs. Nebraska (*375 pass, -17 rush*)  
MOST FIELD GOALS ATTEMPTED— 3, on three occasions (Stefanou 2, E. Price)  
MOST FIELD GOALS MADE— 3, James Stefanou vs. Arizona; Evan Price vs. Stanford  
MOST TACKLES— 16, Nate Landman at Oregon (16 UT)  
MOST SOLO TACKLES— 16, Nate Landman at Oregon (16 TT)  
MOST TACKLES FOR LOSS— 3, Mustafa Johnson vs. Nebraska; Mark Perry vs. Washington  
MOST QUARTERBACK SACKS— 3, Mustafa Johnson vs. Nebraska  
MOST QUARTERBACK HURRIES— 2, on five occasions (Lang 2, Johnson, Jones, Wells)  
MOST INTERCEPTIONS— 2, Mikial Onu vs. Colorado State  
MOST PASSES BROKEN UP— 3, Delrick Abrams at Oregon  
MOST THIRD/FOURTH DOWN STOPS— 4, Nate Landman at UCLA  
MOST KNOCKDOWN BLOCKS (OL)— 13, Arlington Hambright at Washington State  
MOST SPECIAL TEAM POINTS— 5, Beau Bisharat at Oregon, vs. Southern California

THIRD-FOURTH DOWN PASSING

Player	Att-Com-Int	Pct.	Yards	FD	TD	Long	Sacked	Rating
Steven Montez .....	123-64-4	52.0	<b>707</b>	40	6	49	8/50	109.9
Tyler Lytle .....	0- 0-0	0.0	<b>0</b>	0	0	0	1/ 1	0.0
Blake Stenstrom .....	1- 0-0	0.0	<b>0</b>	0	0	0	0/ 0	0.0

THIRD-FOURTH DOWN RUSHING

Player	Att.	FD/TD	Pct.	Yards	Avg.	TD	Att-FD
Laviska Shenault .....	13	11	<b>84.6</b>	90	6.9	0	3- 3
Alex Fontenot .....	19	14	<b>73.7</b>	104	5.5	1	8- 7
Jaren Mangham .....	15	11	<b>73.3</b>	51	3.4	0	8- 6
Steven Montez .....	12	7	<b>58.3</b>	74	6.2	0	4- 4
Deion Smith .....	4	1	<b>25.0</b>	24	6.0	0	0- 0
K.D. Nixon .....	1	0	<b>0.0</b>	2	2.0	0	0- 0
Tony Brown .....	1	0	<b>0.0</b>	0	0.0	0	0- 0

THIRD-FOURTH DOWN RECEIVING

Player	No.	Yards	Avg.	FD	TD	Long
Laviska Shenault .....	<b>16</b>	225	14.1	15	0	29
Tony Brown .....	<b>11</b>	175	15.9	8	1	49
Alex Fontenot .....	<b>10</b>	62	6.2	4	0	15
Dimitri Stanley .....	<b>7</b>	91	13.0	6	1	27
K.D. Nixon .....	<b>7</b>	51	7.3	3	2	15
Brady Russell .....	<b>6</b>	68	11.3	3	1	27
Deion Smith .....	<b>3</b>	26	8.7	1	0	20
Jalen Harris .....	<b>2</b>	6	3.0	0	1	5
Jaren Mangham .....	<b>2</b>	3	1.5	0	0	0

Team Bests/Highs

MOST FIRST DOWNS— 26, vs. Arizona  
MOST RUSHING ATTEMPTS— 41, vs. Stanford, Washington  
MOST RUSHING YARDS— 243, vs. Colorado State  
MOST PASS ATTEMPTS— 45, at Oregon  
MOST COMPLETIONS— 29, vs. Arizona  
MOST INTERCEPTIONS THROWN— 4, at Oregon  
MOST PASSING YARDS— 375, vs. Nebraska  
MOST OFFENSIVE PLAYS— 81, vs. Arizona  
MOST TOTAL OFFENSE— 520, vs. USC  
FEWEST FUMBLES— 0, on six occasions  
MOST FUMBLES— 3, vs. Air Force (all team snaps), at Utah  
FEWEST TURNOVERS— 0, vs. Colorado State, Arizona, USC, Washington  
MOST TURNOVERS— 4, vs. Oregon  
MOST TIME OF POSSESSION— 35:37, at Oregon  
LONGEST TOUCHDOWN DRIVE— 96 yards (1 play, vs. Nebraska)  
LONGEST FIELD GOAL DRIVE— 72 yards (14 plays), vs. Arizona; (13 plays), at Oregon

Defensive Bests

FEWEST FIRST DOWNS ALLOWED— 15, by Stanford  
FEWEST RUSHING ATTEMPTS ALLOWED— 20, by Washington State  
FEWEST RUSHING YARDS ALLOWED— 32, by Washington  
FEWEST PASS ATTEMPTS ALLOWED— 12, by Air Force  
FEWEST PASS COMPLETIONS ALLOWED— 7, by Air Force  
FEWEST PASSING YARDS ALLOWED— 155, by Air Force  
MOST INTERCEPTIONS— 2, vs. Colorado State  
FEWEST TOTAL PLAYS ALLOWED— 54, by Stanford  
FEWEST TOTAL YARDS ALLOWED— 238, by Washington  
MOST FUMBLES FORCED— 2, on four occasions  
MOST TURNOVERS GAINED— 4, vs. Colorado State  
MOST PASSES BROKEN UP— 10, at Washington State  
MOST QUARTERBACK SACKS— 6, vs. Nebraska  
MOST QUARTERBACK HURRIES— 7, vs. Southern California, Washington  
MOST TACKLES FOR LOSS— 10, vs. Washington



## GAME-BY-GAME INDIVIDUAL CHARTS / OFFENSE

## RUSHING

## JOE DAVIS

	Att	Yds	Avg.	Long	TD
Colorado State.....	0	0	0.0	0	0
Nebraska.....	0	0	0.0	0	0
Air Force.....	0	0	0.0	0	0
Arizona State.....	0	0	0.0	0	0
Arizona.....	0	0	0.0	0	0
Oregon.....	2	0	0.0	4	0
Washington State.....	4	13	3.3	7	0
USC.....	0	0	0.0	0	0
UCLA.....	INJ-----				
Stanford.....	0	0	0.0	0	0
Washington.....	0	0	0.0	0	0
Utah.....	0	0	0.0	0	0

## ALEX FONTENOT

	Att	Yds	Avg.	Long	TD
Colorado State.....	19	125	6.6	32	3
Nebraska.....	10	42	4.2	18	0
Air Force.....	13	42	3.2	8	0
Arizona State.....	25	89	3.6	16	1
Arizona.....	21	94	4.5	22	0
Oregon.....	15	71	4.7	20	0
Washington State.....	11	105	9.5	25	0
USC.....	16	57	3.6	11	0
UCLA.....	INJ-----				
Stanford.....	18	95	5.3	18	0
Washington.....	24	105	4.4	21	0
Utah.....	13	49	3.8	13	0

## JAREN MANGHAM

	Att	Yds	Avg.	Long	TD
Colorado State.....	6	11	1.8	5	1
Nebraska.....	11	44	4.0	11t	2
Air Force.....	10	56	5.6	19	0
Arizona State.....	7	23	3.3	7	0
Arizona.....	10	34	3.4	9	0
Oregon.....	10	42	4.2	9	0
Washington State.....	8	42	5.3	10	0
USC.....	7	38	5.4	9	0
UCLA.....	17	77	4.5	16	0
Stanford.....	11	18	1.6	6	0
Washington.....	5	27	5.4	14	0
Utah.....	0	0	0.0	0	0

## STEVEN MONTEZ

	Att	Yds	Avg.	Long	TD
Colorado State.....	5	39	7.8	19	0
Nebraska.....	8	-17	-2.1	5	0
Air Force.....	2	-16	-8.0	-8	0
Arizona State.....	2	10	5.0	5	0
Arizona.....	5	16	3.2	7	0
Oregon.....	3	12	4.0	14	0
Washington State.....	3	-9	-3.0	2	0
USC.....	7	45	6.4	17t	1
UCLA.....	7	-2	-0.3	12	1
Stanford.....	8	40	5.0	17	1
Washington.....	6	56	9.3	20	0
Utah.....	9	-21	-2.3	10	0

## LAVISKA SHENAU

	Att	Yds	Avg.	Long	TD
Colorado State.....	3	35	11.7	23	0
Nebraska.....	3	6	2.9	7	0
Air Force.....	3	25	8.3	19	1
Arizona State.....	0	0	0.0	0	0
Arizona.....	INJ-----				
Oregon.....	0	0	0.0	0	0
Washington State.....	3	16	5.3	7	1
USC.....	1	17	17.0	17	0
UCLA.....	1	15	15.0	15	0
Stanford.....	1	5	5.0	5	0
Washington.....	3	17	5.7	10	0
Utah.....	5	25	5.0	8	0

## DEION SMITH

	Att	Yds	Avg.	Long	TD
Colorado State.....	2	4	2.0	3	0
Nebraska.....	0	0	0.0	0	0
Air Force.....	1	2	2.0	2	0
Arizona State.....	4	15	3.8	8	0
Arizona.....	0	0	0.0	0	0
Oregon.....	7	41	5.9	18	0
Washington State.....	4	-1	-0.3	2	0
USC.....	0	0	0.0	0	0
UCLA.....	2	-2	-1.0	0	0
Stanford.....	0	0	0.0	0	0
Washington.....	0	0	0.0	0	0
Utah.....	3	9	3.0	9	0

## DIMITRI STANLEY

	Att	Yds	Avg.	Long	TD
Colorado State.....	0	0	0.0	0	0
Nebraska.....	1	8	8.0	8	0
Air Force.....	1	0	0.0	0	0
Arizona State.....	1	2	2.0	2	0
Arizona.....	0	0	0.0	0	0
Oregon.....	1	4	4.0	4	0
Washington State.....	0	0	0.0	0	0
USC.....	0	0	0.0	0	0
UCLA.....	0	0	0.0	0	0
Stanford.....	0	0	0.0	0	0
Washington.....	0	0	0.0	0	0
Utah.....	0	0	0.0	0	0

## PASSING

## STEVE MONTEZ

	A-C-I	Yds	Long	TD	Rating
Colorado State.....	20-13-0	232	38	2	195.4
Nebraska.....	41-28-1	375	96t	2	156.3
Air Force.....	43-26-1	220	42t	2	114.1
Arizona State.....	30-23-0	337	35	3	204.0
Arizona.....	42-28-0	299	49	1	134.3
Oregon.....	34-19-4	131	24	0	64.7
Washington State.....	30-16-2	129	29	0	76.1
USC.....	43-27-0	324	71t	3	149.1
UCLA.....	38-21-1	195	27t	1	101.8
Stanford.....	30-20-1	186	29	0	112.1
Washington.....	28-17-0	223	39	1	139.4
Utah.....	26-17-0	157	27	2	141.5

## TYLER LYTLE

	A-C-I	Yds	Long	TD	Rating
Colorado State.....	0-0-0	0	0	0	0.0
Nebraska.....	DNP-----				
Air Force.....	DNP-----				
Arizona State.....	DNP-----				
Arizona.....	DNP-----				
Oregon.....	0-0-0	0	0	0	0.0
Washington State.....	1-0-0	0	0	0	0.0
USC.....	INJ-----				
UCLA.....	INJ-----				
Stanford.....	INJ-----				
Washington.....	DNP-----				
Utah.....	DNP-----				

## BLAKE STENSTROM

	A-C-I	Yds	Long	TD	Rating
Colorado State.....	DNP-----				
Nebraska.....	DNP-----				
Air Force.....	DNP-----				
Arizona State.....	DNP-----				
Arizona.....	DNP-----				
Oregon.....	DNP-----				
Washington State.....	3-1-1	12	12	0	0.3
USC.....	0-0-0	0	0	0	0.0
UCLA.....	DNP-----				
Stanford.....	DNP-----				
Washington.....	0-0-0	0	0	0	0.0
Utah.....	DNP-----				

## RECEIVING

## DANIEL ARIAS

	No	Yds	Avg.	Long	TD
Colorado State.....	0	0	0.0	0	0
Nebraska.....	0	0	0.0	0	0
Air Force.....	0	0	0.0	0	0
Arizona State.....	0	0	0.0	0	0
Arizona.....	2	35	17.5	29	0
Oregon.....	0	0	0.0	0	0
Washington State.....	0	0	0.0	0	0
USC.....	0	0	0.0	0	0
UCLA.....	0	0	0.0	0	0
Stanford.....	0	0	0.0	0	0
Washington.....	0	0	0.0	0	0
Utah.....	1	27	27.0	27t	1

## MAURICE BELL

	No	Yds	Avg.	Long	TD
Colorado State.....	0	0	0.0	0	0
Nebraska.....	0	0	0.0	0	0
Air Force.....	0	0	0.0	0	0
Arizona State.....	0	0	0.0	0	0
Arizona.....	0	0	0.0	0	0
Oregon.....	0	0	0.0	0	0
Washington State.....	1	-2	-2.0	-2	0
USC.....	0	0	0.0	0	0
UCLA.....	0	0	0.0	0	0
Stanford.....	1	8	8.0	8	0
Washington.....	0	0	0.0	0	0
Utah.....	0	0	0.0	0	0

## BEAU BISHARAT

	No	Yds	Avg.	Long	TD
Colorado State.....	0	0	0.0	0	0
Nebraska.....	0	0	0.0	0	0
Air Force.....	0	0	0.0	0	0
Arizona State.....	1	2	2.0	2	0
Arizona.....	0	0	0.0	0	0
Oregon.....	0	0	0.0	0	0
Washington State.....	0	0	0.0	0	0
USC.....	0	0	0.0	0	0
UCLA.....	0	0	0.0	0	0
Stanford.....	0	0	0.0	0	0
Washington.....	0	0	0.0	0	0
Utah.....	0	0	0.0	0	0

## TONY BROWN

	No	Yds	Avg.	Long	TD
Colorado State.....	3	71	23.7	38	0
Nebraska.....	5	60	12.0	26t	1
Air Force.....	2	20	10.0	13	0
Arizona State.....	9	150	16.7	31t	3
Arizona.....	10	141	14.1	49	0
Oregon.....	5	16	3.2	9	0
Washington State.....	3	22	7.3	9	0
USC.....	5	67	13.4	19	0
UCLA.....	6	77	12.8	27t	1
Stanford.....	3	32	10.7	13	0
Washington.....	4	42	10.5	18	0
Utah.....	1	9	9.0	9	0

## ALEX FONTENOT

	No	Yds	Avg.	Long	TD
Colorado State.....	0	0	0.0	0	0
Nebraska.....	4	20	5.0	10	0
Air Force.....	1	-2	-2.0	-2	0
Arizona State.....	3	22	7.3	15	0
Arizona.....	5	34	6.8	19	0
Oregon.....	3	12	4.0	11	0
Washington State.....	2	5	2.5	6	0
USC.....	5	29	5.8	9	0
UCLA.....	INJ-----				
Stanford.....	0	0	0.0	0	0
Washington.....	1	0	0.0	0	0
Utah.....	3	2	0.7	3	0

## JALEN HARRIS

	No	Yds	Avg.	Long	TD
Colorado State.....	2	24	12.0	23	1
Nebraska.....	0	0	0.0	0	0
Air Force.....	4	22	5.5	8	0
Arizona State.....	0	0	0.0	0	0
Arizona.....	0	0	0.0	0	0
Oregon.....	1	5	5.0	5	0
Washington State.....	0	0	0.0	0	0
USC.....	0	0	0.0	0	0
UCLA.....	0	0	0.0	0	0
Stanford.....	0	0	0.0	0	0
Washington.....	0	0	0.0	0	0
Utah.....	0	0	0.0	0	0

## JAYLON JACKSON

	No	Yds	Avg.	Long	TD
Colorado State.....	0	0	0.0	0	0
Nebraska.....	1	57	57.0	57	0
Air Force.....	0	0	0.0	0	0
Arizona State.....	0	0	0.0	0	0
Arizona.....	1	4	4.0	4	0
Oregon.....	0	0	0.0	0	0
Washington State.....	1	12	12.0	12	0
USC.....	0	0	0.0	0	0
UCLA.....	0	0	0.0	0	0
Stanford.....	1	4	4.0	4	0
Washington.....	0	0	0.0	0	0
Utah.....	0	0	0.0	0	0

## DARRION JONES

	No	Yds	Avg.	Long	TD
Colorado State.....	0	0	0.0	0	0
Nebraska.....	0	0	0.0	0	0</

## GAME-BY-GAME INDIVIDUAL CHARTS / DEFENSE

## DEFENSIVE

## DELRIK ABRAMS, CB

Plays	UT,AT-TT	TFL	PD	3Ds	Other
Colorado State	78 4,4-8	0-0	1	1	.....
Nebraska	72 2,0-2	0-0	0	0	.....
Air Force	64 4,4-8	1-2	0	1	TZ
Arizona State	42 2,0-2	0-0	0	1	TZ
Arizona	67 2,2-4	0-0	1	0	.....
Oregon	71 4,4-8	0-0	3	0	.....
Washington State	67 1,2-3	0-0	1	0	.....
USC	70 2,2-4	0-0	0	1	QBH
UCLA	67 0,0-0	0-0	0	0	.....
Stanford	-----	INJ	-----	-----	-----
Washington	67 4,2-6	0-0	1	0	TZ
Utah	57 4,5-9	1-7	0	0	QBS

## JASH ALLEN, ILB

Plays	UT,AT-TT	TFL	PD	3Ds	Other
Colorado State	5 0,0-0	0-0	0	0	.....
Nebraska	-----	ST ONLY	-----	-----	-----
Air Force	-----	ST ONLY	-----	-----	-----
Arizona State	-----	ST ONLY	-----	-----	-----
Arizona	-----	ST ONLY	-----	-----	-----
Oregon	-----	ST ONLY	-----	-----	-----
Washington State	19 3,0-3	0-0	0	0	QBH
USC	-----	ST ONLY	-----	-----	-----
UCLA	-----	ST ONLY	-----	-----	-----
Stanford	-----	ST ONLY	-----	-----	-----
Washington	3 0,0-0	0-0	0	0	QBH
Utah	1 0,0-0	0-0	0	0	.....

## MEKHI BLACKMON, CB

Plays	UT,AT-TT	TFL	PD	3Ds	Other
Colorado State	72 4,0-4	0-0	0	0	.....
Nebraska	72 1,3-4	1-6	0	1	.....
Air Force	-----	INJ	-----	-----	-----
Arizona State	45 0,1-1	0-0	0	1	.....
Arizona	10 0,0-0	0-0	0	0	.....
Oregon	-----	INJ	-----	-----	-----
Washington State	-----	INJ	-----	-----	-----
USC	-----	INJ	-----	-----	-----
UCLA	-----	INJ	-----	-----	-----
Stanford	-----	INJ	-----	-----	-----
Washington	-----	INJ	-----	-----	-----
Utah	-----	INJ	-----	-----	-----

## JEREMIAH DOSS, DE

Plays	UT,AT-TT	TFL	PD	3Ds	Other
Colorado State	-----	DNP	-----	-----	-----
Nebraska	-----	DNP	-----	-----	-----
Air Force	-----	DNP	-----	-----	-----
Arizona State	18 0,0-0	0-0	0	0	.....
Arizona	9 0,0-0	0-0	0	0	.....
Oregon	16 0,0-0	0-0	0	0	.....
Washington State	3 0,0-0	0-0	0	0	.....
USC	-----	DNP	-----	-----	-----
UCLA	-----	DNP	-----	-----	-----
Stanford	-----	DNP	-----	-----	-----
Washington	12 0,0-0	0-0	0	0	.....
Utah	-----	DNP	-----	-----	-----

## NU'UMOTU FALO, OLB

Plays	UT,AT-TT	TFL	PD	3Ds	Other
Colorado State	39 1,0-1	0-0	0	0	.....
Nebraska	51 1,0-1	0-0	0	1	2-FR
Air Force	23 1,1-2	0-0	0	0	1-FR
Arizona State	12 1,0-1	0-0	0	0	.....
Arizona	-----	ST ONLY	-----	-----	-----
Oregon	13 0,0-0	0-0	0	0	.....
Washington State	-----	DNP	-----	-----	-----
USC	23 4,0-4	1-2	1	0	.....
UCLA	14 0,0-0	0-0	0	0	.....
Stanford	11 0,0-0	0-0	0	0	.....
Washington	13 0,0-0	0-0	0	0	.....
Utah	19 0,0-0	0-0	0	0	.....

## MUSTAFA JOHNSON, DE

Plays	UT,AT-TT	TFL	PD	3Ds	Other
Colorado State	59 1,3-4	0-0	0	0	FR/TD
Nebraska	61 6,2-8	3-21	0	3	3S/FF
Air Force	54 3,2-5	0-0	0	1	QBH
Arizona State	7 0,0-0	0-0	0	0	.....
Arizona	-----	INJ	-----	-----	-----
Oregon	-----	INJ	-----	-----	-----
Washington State	17 1,0-1	0-0	0	0	.....
USC	40 5,0-5	0-0	0	0	QBH
UCLA	66 3,1-4	0-0	0	0	.....
Stanford	42 1,1-2	1-3	0	1	QBS/H
Washington	-----	INJ	-----	-----	-----
Utah	47 1,4-5	1-2	0	1	½-QS

## AKIL JONES, ILB

Plays	UT,AT-TT	TFL	PD	3Ds	Other
Colorado State	5 0,0-0	0-0	0	0	.....
Nebraska	13 4,0-4	1-1	0	1	.....
Air Force	41 7,3-10	1-1	0	2	.....
Arizona State	19 1,0-1	0-0	0	0	.....
Arizona	46 5,0-5	0-0	0	0	2-QBH
Oregon	58 6,1-7	0-0	1	0	.....
Washington State	9 2,0-2	0-0	0	0	.....
USC	36 1,0-1	0-0	0	0	.....
UCLA	62 8,0-8	0-0	1	0	2-TZ,H
Stanford	44 2,1-3	0-0	0	0	QBH
Washington	46 8,1-9	1-2	0	0	TZ
Utah	49 6,5-11	0-0	0	0	TZ

## JANAZ JORDAN, DT

Plays	UT,AT-TT	TFL	PD	3Ds	Other
Colorado State	30 0,2-2	0-0	0	0	.....
Nebraska	20 0,1-1	0-0	0	0	.....
Air Force	13 0,1-1	0-0	0	0	.....
Arizona State	19 0,1-1	0-0	0	0	.....
Arizona	24 1,2-3	0-0	0	0	.....
Oregon	11 0,0-0	0-0	0	0	.....
Washington State	20 0,0-0	0-0	0	0	.....
USC	24 1,1-2	0-0	0	0	.....
UCLA	16 0,1-1	0-0	0	0	.....
Stanford	14 0,0-0	0-0	0	0	.....
Washington	11 0,0-0	0-0	0	0	.....
Utah	15 0,1-1	0-0	0	0	.....

## NATE LANDMAN, ILB

Plays	UT,AT-TT	TFL	PD	3Ds	Other
Colorado State	72 11,0-11	0-0	0	2	QBH
Nebraska	72 12,2-14	0-0	0	2	1-TZ
Air Force	64 10,5-15	0-0	1	0	.....
Arizona State	66 8,1-9	0-0	0	0	TZ
Arizona	67 10,1-11	1-3	0	0	.....
Oregon	69 16,0-16	2-5	0	1	QBH
Washington State	64 7,2-9	0-0	1	3	2-TZ,H
USC	58 7,2-9	1-2	1	0	.....
UCLA	74 11,4-15	2-20	0	4	QH,Ci
Stanford	54 5,3-8	0-0	1	1	.....
Washington	67 7,3-10	1-2	2	1	INT
Utah	58 8,2-10	1-3	0	0	TZ

## TERRANCE LANG, DE

Plays	UT,AT-TT	TFL	PD	3Ds	Other
Colorado State	64 1,2-3	1-10	0	1	QBS,H
Nebraska	51 2,1-3	0-0	0	0	TZ
Air Force	31 3,2-5	0-0	0	1	.....
Arizona State	47 3,2-5	1-6	0	1	QBS,H
Arizona	46 0,1-1	0-0	0	1	2-QBH
Oregon	56 2,0-2	1-12	0	1	QBS,H
Washington State	50 2,1-3	0-0	0	1	3-QBH
USC	46 0,0-0	0-0	0	0	QBH
UCLA	58 2,5-7	0-0	0	0	TZ
Stanford	40 3,0-3	1-6	0	1	QBS
Washington	56 5,1-6	2-17	0	1	QBS
Utah	44 3,0-3	0-0	0	1	QS-0

## CHRIS MILLER, CB

Plays	UT,AT-TT	TFL	PD	3Ds	Other
Colorado State	40 2,0-2	0-0	0	0	.....
Nebraska	15 0,0-0	0-0	2	1	INT
Air Force	64 2,2-4	0-0	0	0	.....
Arizona State	49 3,1-4	0-0	1	1	QBH
Arizona	-----	INJ	-----	-----	-----
Oregon	-----	INJ	-----	-----	-----
Washington State	-----	INJ	-----	-----	-----
USC	-----	INJ	-----	-----	-----
UCLA	-----	INJ	-----	-----	-----
Stanford	-----	INJ	-----	-----	-----
Washington	-----	INJ	-----	-----	-----
Utah	-----	INJ	-----	-----	-----

## JAMAR MONTGOMERY, OLB

Plays	UT,AT-TT	TFL	PD	3Ds	Other
Colorado State	-----	DNP	-----	-----	-----
Nebraska	-----	DNP	-----	-----	-----
Air Force	-----	DNP	-----	-----	-----
Arizona State	-----	DNP	-----	-----	-----
Arizona	-----	DNP	-----	-----	-----
Oregon	-----	DNP	-----	-----	-----
Washington State	15 0,0-0	0-0	1	0	.....
USC	6 2,0-2	1-10	0	0	QS,FF
UCLA	2 0,1-1	0-0	0	0	.....
Stanford	2 0,0-0	0-0	0	0	.....
Washington	-----	DNP	-----	-----	-----
Utah	-----	DNP	-----	-----	-----

## SAM NOYER, S

Plays	UT,AT-TT	TFL	PD	3Ds	Other
Colorado State	6 0,0-0	0-0	0	0	.....
Nebraska	-----	ST ONLY	-----	-----	-----
Air Force	-----	ST ONLY	-----	-----	-----
Arizona State	1 0,0-0	0-0	0	0	.....
Arizona	16 0,0-0	0-0	0	0	.....
Oregon	-----	ST ONLY	-----	-----	-----
Washington State	-----	ST ONLY	-----	-----	-----
USC	-----	ST ONLY	-----	-----	-----
UCLA	1 0,0-0	0-0	0	0	.....
Stanford	-----	ST ONLY	-----	-----	-----
Washington	-----	DNP	-----	-----	-----
Utah	-----	ST ONLY	-----	-----	-----

## MIKIAL ONU, S

Plays	UT,AT-TT	TFL	PD	3Ds	Other
Colorado State	72 4,1-5	0-0	0	1	2-INT
Nebraska	72 5,0-5	0-0	0	0	FF
Air Force	64 10,2-12	0-0	0	0	INT,FF
Arizona State	66 2,3-5	0-0	2	0	.....
Arizona	34 0,0-0	0-0	1	2	INT
Oregon	63 4,6-10	0-0	1	0	.....
Washington State	70 5,2-7	0-0	0	0	.....
USC	70 4,1-5	0-0	1	0	FF,QC
UCLA	74 6,2-8	1-2	0	0	TZ
Stanford	54 5,0-5	0-0	0	0	.....
Washington	67 4,1-5	0-0	0	0	.....
Utah	-----	INJ	-----	-----	-----

## MARK PERRY, S

Plays	UT,AT-TT	TFL	PD	3Ds	Other
Colorado State	-----	DNP	-----	-----	-----
Nebraska	-----	DNP	-----	-----	-----
Air Force	-----	DNP	-----	-----	-----
Arizona State	8 0,0-0	0-0	0	0	.....
Arizona	-----	ST ONLY	-----	-----	-----
Oregon	17 2,0-2	0-0	1	1	.....
Washington State	73 3,0-3	0-0	1	0	.....
USC	47 1,0-1	1-6	0	0	QBH
UCLA	12 1,0-1	0-0	1	1	.....
Stanford	10 0,1-1	0-0	0	2	QBH
Washington	21 2,1-3	3-20	0	2	1½-QS
Utah	8 1,0-1	0-0	0	0	.....

## DERRION RAKESTRAW, S

Plays	UT,AT-TT	TFL	PD	3Ds	Other
Colorado State	13 0,1-1	0-0	0	0	.....
Nebraska	-----	ST ONLY	-----	-----	-----
Air Force	16 2,0-2	0-0	0	0	.....
Arizona State	65 7,2-9	1-1	1	1	INT,TZ
Arizona	67 2,2-4	1-2	0	0	.....
Oregon	48 1,1-2	0-0	1	0	.....
Washington State	73 0,1-1	0-0	1	1	INT
USC	67 2,2-4	0-0	0	0	.....
UCLA	74 1,0-1	0-0	0	0	TZ
Stanford	54 3,2-5	0-0	0	1	INT
Washington	67 3,0-3	1-1	1	1	TZ
Utah	57 3,2-5	0-0	0	0	TZ

## NA'IM RODMAN, DT

Plays	UT,AT-TT	TFL	PD	3Ds	Other
Colorado State	18 0,0-0	0-0	0	0	.....
Nebraska	11 0,1-1	0-0	0	1	.....
Air Force	27 1,0-1	0-0	0	0	.....
Arizona State	44 0,1-1	0-0	0	1	.....
Arizona	45 0,0-0	0-0	0	0	.....
Oregon	43 0,1-1	0-0	0	0	.....
Washington State	40 1,0-1	0-0	0	0	.....
USC	21 1,0-1	0-0	0	0	.....
UCLA	7 0,0-0	0-0	0	0	.....
Stanford	9 0,0-0	0-0	0	0	.....
Washington	37 1,2-3	0-0	0	0	2-TZ
Utah	12 0,2-2	0-0	0	0	.....

## DRIVE ENGINEERING

Quarterback	Started	TD	FG	FGA	PNT	DWN	TRN	SAF	CLK	RPL	Yielded	Drive	Drive Efficiency*			Plays	Yards	Avg.	3 & Out
STEVEN MONTEZ.....	133	32	17	5	55	7	10	0	8	0	275	2.07	36.8%	43.2%	818	4627	5.66	26	
BLAKE STENSTROM.....	3	0	0	0	2	0	0	0	0	1	0	0.00	0.0%	0.0%	12	41	3.42	1	
TYLER LYTLE.....	3	0	0	0	2	0	1	0	0	0	0	0.00	0.0%	0.0%	7	6	0.86	3	
COLORADO.....	139	32	17	5	59	7	11	0	8	(1)	275	1.98	35.3%	41.2%	837	4674	5.58	30	
OPPONENTS.....	144	49	11	5	43	5	17	0	14	(0)	375	2.60	41.7%	50.0%	801	5355	6.69	33	

\*—second number is the percentage the QB has put his team in position to score, allowing for missed field goals, minus drives ended by the clock and if replaced.

\*\*—excludes kneel-downs, spiked passes and fake/muffed punt plays when not actually directing offense: Montez 10-(-12), Lytle 0-(-0), Stenstrom 0-(-0), Opponents 14-(-52).

**Note:** Montez' drives ended count adds to one more than the started as he replaced Stenstrom on a fourth quarter drive against USC.

## KICKOFF ANALYSIS

Kicker	No.												Overall		Ret.		Average SYL			
	Total	Ret.	Yards	(Avg.)	FC	MF	NA	TB	(EZ+)	In20/25	OB	OnS	SQB	OSY	OSY	Overall	Ret.			
J. STEFANOU .....	36	9	2498	<b>69.4</b>	3	0	0	23	(19)	3 / 7	1	(0)	(1)	893	218	O25	O24			
D. PRICE .....	21	5	1453	<b>69.2</b>	2	0	0	15	(9)	2 / 3	0	(1)	(0)	497	97	O24	O19			
E. PRICE .....	0	0	0	<b>0.0</b>	0	0	0	0	(00)	0 / 0	0	(1)	(0)	0	0					
OPPONENTS .....	72	22	4971	<b>69.0</b>	2	0	1	46	(34)	3 / 15	1	(0)	(0)	1828	O25	575	O26			

**ONSIDE KICKS:** Colorado 0-0, Opponents 0-0. **KICKOFF KEY:** MF—muffed; FC—fair catch; NA—no attempt at a return; EZ+—through or over end zone; OSY—Opponent Starting Yardline;

ASY—Average Starting Yardline; Ret—averages using returned kicks only. **Onsides (OnS), short squibs (SQB) and free kicks are omitted in figuring the above; out-of-bounds are not;**

returns may not add to team totals due to those credited on on-side kicks; free kicks following safeties NOT included. **FREE KICKS (Punt Style):** Colorado 0, Opponents 0.

## FIRST DOWN TENDENCIES

	Rushing			*Passing			OVERALL			Times Gained			Miscellaneous			Second Half		
	Plays	Yards	Avg.	Plays	Yards	Avg.	Plays	Yards	Avg.	20+	10+	5+	2-	0 Neg.	TD	QBS	TO	FD 2 & 10+
COLORADO .....	218	979	4.5	151	1119	7.4	<b>369</b>	<b>2098</b>	<b>5.69</b>	18	75	165	153	58	45	15	7	2
Opponents .....	199	975	4.9	170	1431	8.4	<b>369</b>	<b>2406</b>	<b>6.52</b>	27	74	171	134	72	27	20	3	5

\*—kept like the NFL in that quarterback sacks are deducted from passing to present the accurate picture.

## YARDS GAINED ANALYSIS

[Third down plays replayed due to penalty but yards awarded: Colorado 0, Opponents 1.]

Team	1st Down			2nd Down			3rd Down			4th Down			Season			*By Quarter				Opp. Territory			Breakdown		
	Att.	Yards	Avg.	Att.	Yards	Avg.	Att.	Yards	Avg.	Att.	Yards	Avg.	Att.	Yards	Avg.	1st	2nd	3rd	4th	Att.	Yards	Avg.	+	0	-
COLORADO .....	369	2098	5.7	279	1568	5.6	179	935	5.2	20	61	3.1	847	4662	5.50	1158	1228	1101	1153	372	1980	5.3	585	187	75
Opponents .....	369	2406	6.5	276	1952	7.1	157	859	5.5	13	86	6.2	815	5303	6.51	1396	1394	1345	1149	364	2248	6.2	583	168	64

\*—OT Yards: Colorado 22, Opponent 19. **Drives In Opponent Territory (minus those with 50+scores):** Colorado 78/135 (57.8%, 25.4 yards per drive); Opponent 83/136 (61.0%; 27.1 ypd)

## THIRD DOWN EFFICIENCY ANALYSIS

[4th & 1: Colorado 5-6 (5-5 rush, 0-1 pass), Opponents 1-1 (1-1 rush, 0-0 pass)]

Team	3rd Down and										Second									
	1	2	3	4	5	6	7	8	9	10	11-14	15-19	20+	RUSH	PASS	QBS	Half/OT	TOTAL	PCT.	
COLORADO .....	14-17	8-13	12-17	11-22	4-10	5-16	3-12	7-20	0-6	1-9	5-19	4-15	0-3	33-53	41-126	12	33-86	<b>74-179</b>	41.3	
Opponents .....	17-20	11-17	6-14	7-14	2-13	8-16	8-14	3-9	3-7	6-15	2-11	1-3	0-3	30-50	44-106	18	35-81	<b>74-156</b>	47.4	

**AVERAGE YARDS TO GO:** Colorado 7.0 (179/1261); Opponents 6.1 (156/949). **SECOND DOWN EFFICIENCY:** Colorado 88-279 (31.5%; 1-4 yds: 33-61); Opponent 110-276 (39.9; 1-4 yds: 45-70).

## TURNOVER ANALYSIS

	Opp/CU		Own Territory-----										Opponent Territory-----										By Quarter-----						Last 2 Min./OT**	
Team	TO	PTS	(TD,FG)	Pct.(Pts.)	EZ/G-10	11-20	21-30	31-40	41-50	49-40	39-30	29-20	19-10	9-G/EZ	=	Total	(TD*)	1st	2nd	3rd	4th	OT	1st-H	2nd-H						
COLORADO .....	14	51	(6,3)	13.4	(382)	0	0	0	3	5	2	0	1	0	3	=	14	(0)	3	6	3	2	0	1	(0)	0				
Opponents .....	17	40	(4,4)	14.2	(282)	1	1	1	2	1	1	2	3	3	2	=	17	(1)	5	3	4	5	0	2	(1)	1				

**First Play After Gaining Turnover:** Colorado 16-87, 5.5 avg., 38 long, 1 TD (7-27 rush/8-5-0, 69, 1 TD pass, QBS-9), 1 Return TD

Opponent: 13-89, 6.4 avg., 45 long, 2 TD (8-41 rush, 1 TD/4-3-0, 55 pass, 1 TD, QBS-7), 1 Pen, 0 Return TD.

\*—interception or fumble returns for a touchdown; \*\*—number in parenthesis is number of turnovers in last 2-minutes while team is protecting lead or trying to tie or go ahead.

## YARDS LOST DUE TO PENALTIES

	Colorado	Opponent
Times Penalized After Offensive Gain/Yards Lost .....	17/177	14/134
Touchdowns / Field Goals / First Downs Cost .....	0 / 0 / 12	0 / 0 / 8
Offensive Times/Yards Penalized .....	52/364	27/225
Yards Gained Back (First Downs) .....	226 (19)	150 (11)

## GOAL-TO-GO SITUATIONS

Team	Summary										GTG Plays										1-Yard Line	
	Total	TD	FG	FGA	TO	DWN	CLK	ROC	Plays	TDs	Pct.	Plays	TDs	Pct.	Plays	TDs	Pct.	Plays	TDs	Pct.	Plays	TDs
COLORADO .....	16	9	6	0	1	0	0	(1)	41	9	22.0	3	2									
OPPONENTS .....	21	19	1	0	1	0	0	(0)	42	19	45.2	3	3									

## EXPANDED PUNTING

Player	Punts	Yards	Avg.	Spot	Ret.	Yards	Return	Returned	Avg.	In20/15/10/5	TB	FC	60+	No.	Yds.	Avg.	No.	Yds.	Avg.			
ALEX KINNEY	59	2619	44.39	C36	15	200	13.3	66t	74.6	39.64	23/18/8/3	4	27	6	11	530	48.2	10-347	(8)	49	2272	46.4
Downed At The 1-Yardline: Kinney 1. Average Spot—yardline where punts average from: Kinney 59/2135. Left-footed punts: none.																						

**Downed At The 1-Yardline:** Kinney 1. **Average Spot**—yardline where punts average from: Kinney 59/2135. **Left-footed punts:** none.

## AVERAGE STARTING FIELD POSITION

	Colorado	Opponent
Drives Started .....	139	144
Cumulative Starting Yardlines .....	3937	4068
<b>Average Field Position</b> .....	<b>C28</b>	<b>O28</b>
Drives Started In Plus Territory .....	10	19
Scores/TD,FG .....	7/2.5	12/9.3
FGA/Punts/Downs/Clock .....	1/0/1/0	1/2/0/0
Turnovers/Ran Out Clock .....	0/1	1/3
Points .....	29	72
Drives Started Inside/At Own 20 .....	34 (22/12)	47 (32/15)
Points Scored (TD/FG) .....	36 (3/5)	103 (13/4)

## SCORING PERCENTAGE INSIDE-THE-20 (Red Zone)

	Colorado	Opponent
Times Penetrated Opponent 20 .....	42	41
Total Scores .....	34	35
Touchdowns (Rush/Pass) .....	20 (14/6)	27 (19/8)
Field Goals-Attempts .....	14-16	8-10
Turnovers/Downs/Punts/Clock .....	2/3/0/1	2/2/0/0
Scores From Outside The RZ/TD,FG .....	15/12.3	25/22.3
Scoring Percentage (TD Pct.) .....	<b>81.0</b> (47.6)	<b>85.4</b> (65.9)
Total Red Zone Plays/Yards (Avg.) .....	120/371 (3.1)	110/396 (3.6)
Third Down Efficiency .....	13-32/40.6	16-27/59.3
Fourth Down Efficiency .....	0-3/0.0	1-2/50.0
*Ran Out Clock Not Trying To Score .....	1	0

(\*—not included in total counts or plays above; the 20 **IS NOT** in the Red Zone)

## FIRST DOWNS EARNED

Player	Rush		Pass		Rec.		— Total		(3/4)	
	Plays	Yards	Plays	Yards	Plays	Yards	Plays	Yards	Plays	Yards
STEVEN MONTEZ .....	17	125	0	—	<b>142</b>	(49)				
ALEX FONTENOT .....	45	0	6	—	<b>51</b>	(18)				
LAVISKA SHENAUT .....	13	0	33	—	<b>46</b>	(26)				
TONY BROWN .....	2	0	32	—	<b>34</b>	(8)				
JAREN MANGHAM .....	25	0	3	—	<b>28</b>	(11)				
K.D. NIXON .....	1	1	17	—	<b>19</b>	(4)				
DIMITRI STANLEY .....	1	0	16	—	<b>17</b>	(6)				
BRADY RUSSELL .....	0	0	13	—	<b>13</b>	(3)				
DANIEL ARIAS .....	0	0	3	—	<b>3</b>	(0)				
JAYLON JACKSON .....	1	0	2	—	<b>3</b>	(0)				
DEION SMITH .....	2	0	1	—	<b>3</b>	(2)				
BLAKE STENSTROM .....	1	1	0	—	<b>2</b>	(0)				
JALEN HARRIS .....	0	0	1	—	<b>1</b>	(1)				
JOE DAVIS .....	1	0	0	—	<b>1</b>	(0)				

## FUMBLES

Player	No-Lost
MANGHAM	1-0
MONTEZ	1-0
RUSSELL	1-0
FONTENOT	2-0
NIXON	1-1
SHENAUT	1-1
STANLEY	1-1
TEAM	3-0
<b>TOTALS</b>	<b>11-3</b>

## MISCELLANEOUS

	Colorado	Opponent
Points Scored First 5 Minutes (Total/1st, 2nd)	28/14,14	49/21,28
Points Scored Last 5 Minutes (Total/1st, 2nd)	64/37,27	58/44,14
Points Scored Last 2 Minutes (Total/1st, 2nd)	51/34,17	27/27, 0