



UNIVERSITY OF COLORADO BUFFALOES / SPORTS INFORMATION SERVICE

2150 Stadium Drive (574 Champions Center), 357 UCB, Boulder, CO 80309-0357

Telephone 303/492-5626 (E-mail/FB contacts: david.plati@colorado.edu; curtis.snyder@colorado.edu)

David Plati (Associate AD/SID), Curtis Snyder (Assistant AD), Troy Andre (Associate SID/CUBuffs.com Managing Editor), Linda Sprouse (Associate SID), Seth Pringle (Assistant SID), Shaun Wicen (Assistant SID), Neill Woelk (Contributing Editor/CUBuffs.com), Ben Rossi (Graduate Assistant)

www.CUBuffs.com

© 2021 CU Athletics

GAME 3

2021 COLORADO BUFFALO FOOTBALL WEEKLY RELEASE, NOTES & STATISTICS

COLORADO BUFFALOES vs. ARIZONA STATE SUN DEVILS

CU TRAVELS TO TEMPE TO BEGIN 11TH SEASON IN PAC-12

SATURDAY, SEPTEMBER 25, 2021 • 8:32 p.m. MDT • Sun Devil Stadium/Frank Kush Field (56,634) • Tempe, Ariz.



RELEASE NUMBER 4 (September 20, 2021)

ESPNU (National) | KOA-RADIO | CUBUFFS.COM (Live Stats)

BUFFALO BITS ...

The **Colorado Buffaloes** (1-2, 0-0 Pac-12) hit the road for the first time in 2021, traveling some 600 miles to the southwest to take on the **Arizona State Sun Devils** (2-1, 0-0 Pac-12) in an 8:32 p.m. MDT kickoff at Sun Devil Stadium/Frank Kush Field ... The temperature is expected to be in the low 90s, which would rank it among the top 20 warmest at kickoff in CU history (the Texas A&M game, 92 degrees at the start, was the 19th game when it was 90 or hotter) ... The two didn't play in 2020, as the Nov. 21 game in Boulder was cancelled when ASU developed COVID issues ... Colorado is **12-10** all-time in the state of Arizona, winning the last two trips there (at ASU in 2019 and at UA last year) ... CU has taken three of the last four against the Sun Devils, including the last two in the series ... The Buffaloes haven't played on Sept. 25 since 1999 (ironically a loss to a Pac-12 team, 31-24 at Washington and to their former coach of the previous four seasons, Rick Neuheisel); the last three times Sept. 25 fell on a Saturday, CU was

idle (2004, 2010) ... The Buffaloes are **5-5** in Pac-12 conference openers (1-1 versus Arizona State), and have won three in a row ... All-time, CU is **83-42-2** in league lid-lifters in eight different conferences ... Colorado is coming off a 30-0 home loss to Minnesota, as the Gophers limited the Buffs to just 63 yards of total offense in being the first non-conference team to shut out CU at Folsom Field since LSU in 1979 ... Arizona State, then ranked No. 19, fell 27-17 at No. 23 Brigham Young; the Sun Devils outgained the Cougars, 426-361, but 16 penalties and four turnovers played into advantages for BYU ... CU will return home for two games in Boulder sandwiched around a bye week before playing four of the last six games on the road ... **CUBuffs.com/media** is all things Buff (on-line media guide, game notes, live stats, etc.); you can find the media guide here: <https://cubuffs.com/2021FBMG>.

DEPTH CHART ON PAGE 61; ROSTERS ON PAGES 62-64; STATISTICS 65-73

CU-ASU TV (ESPNU): Mike Corey (play-by-play) / Tom Ramsey (color) / (no sideline reporter) / Matt Sandulli (producer)

STAT OF THE WEEK

The Race to 1,000, Part 2. Tailback **Alex Fontenot** became the 55th player in school history to rush for 1,000 career yards when he finished the Minnesota game with exactly that figure. **Jarek Broussard** is right behind, in 57th with 966 (technically he is over 1,000, but CU won't count bowl stats until the NCAA mandates that ALL bowl games count, not just those from 2002 on); FB Willie Beebe is in-between the pair with 967. Colorado is sixth all-time with the 55 1,000-yard runners, 19 of whom have gone to run for 2,000 (12th-most). Broussard can set the school mark for quickest number of games to 1,000 career yards if he gains 34 or more at Arizona State this week; he's played in eight regular season games. Charlie Davis holds the mark, doing so in 10 games in 1971.

OBSCURER NOTE(S) OF THE WEEK

In-season rebound? The 63 yards of total offense against Minnesota were the eighth-fewest in school history, the lowest total since being held to 46 against Oklahoma in the 2004 Big 12 Championship game. It was the lowest in a regular season game since USC held the Buffs to 61 yards in 2002. That year, No. 17 USC waltzed into Boulder and left with a 40-3 win over No. 18 CU, but Colorado turned it around and won the following week at No. 20 UCLA, 31-17, gaining 410 more yards (471) than against the Trojans.

Reunited. This will be the first CU game that ESPN's **Tom Ramsey** will be behind the microphones. But 39 years ago in 1982, when he was a senior quarterback at UCLA, one of his freshman receivers was CU head coach **Karl Dorrell**. UCLA was 10-1-1 that season, ranked No. 5, and were the Pac-10 and Rose Bowl champions after a 24-14 win over No. 17 Michigan. One of the wins was a 34-6 victory in Boulder over the Buffs, where Dorrell caught one pass for 23 yards—but it was in the fourth quarter from **Rick Neuheisel**, not Ramsey.

2021 COLORADO SCHEDULE & RESULTS (1-2, 0-0 Pac-12)

Date	CU*	Opponent	Opp*	TV	Result/Time	Record	Series	This-N-That or '20 rewind
SEPT. 3	---	NORTHERN COLORADO (N)	---	P12N	W 35-7	1-2	11- 2-0	Five different players score TDs as Buffs pull away in second half
Sept. 11	---	Texas A&M (Denver)	5	FOX	L 7-10	3-0	6- 4-0	A&M scores winning TD with 2:41 left; defensive battle (548 total yards)
SEPT. 18	---	MINNESOTA	---	P12N	L 0-30	2-1	3- 1-0	Gopher defense limits CU to 63 total yards, slowly pull away in second half
Sept. 25	---	● at Arizona State (N)	RV	ESPN2/U	8:32p	2-1	3- 8-0	'20 game cancelled on 11/15 due to COVID-19 issues in the Sun Devil program
OCT. 2	---	● SOUTHERN CALIFORNIA	---	P12N	12:01p	2-1	0-14-0	'20 game cancelled on 11/26 due to COVID-19 issues in the Trojan program
OCT. 16	---	● ARIZONA (FW)	---	TBA	TBA	0-3	15- 8-0	Broussard (301 yards) and Buffs (407) run wild, rally from 13-0 down in 2nd Qtr
Oct. 23	---	● at California	---	TBA	TBA	1-2	4- 6-0	Only the sixth time in 11 years the two will meet with CU as a Pac-12 member
Oct. 30	---	● at Oregon	---	TBA	TBA	3-0	9-13-0	'20 game cancelled on 12/14 when UW had to replace UW in P12 title game
NOV. 6	---	● OREGON STATE (HC)	---	TBA	TBA	2-1	5- 6-0	OSU rallied from down 31-3 to win 41-34 in OT in last meeting (2018 at Folsom)
Nov. 13	---	● at UCLA	---	TBA	TBA	2-1	5-11-0	Buff's roll to 35-7 second quarter lead and hang on; Broussard has record night
NOV. 20	---	● WASHINGTON	---	TBA	TBA	1-2	6-12-1	CU's 20-14 win in Boulder snapped UW's 9-game winning streak in series
Nov. 26	---	● at Utah	---	FOX/FS-1	TBA	1-2	32-32-3	Buff's led 21-10, Utes score last 28 in game; series tied for first time since '52
Dec. 3	---	Pac-12 Championship Game	---	ABC	6:00p			at Allegiant Stadium, Las Vegas, Nev.

KEY: *—AP rank at time of game; ●—Pac-12 Conference game; N—Night game; FW—Family Weekend; HC—Homecoming; All times mountain.



COLORADO MEDIA SERVICES

IN-SEASON CHANGE: Head coach **Karl Dorrell's** weekly media press conference will now be held on **Mondays** beginning at 1:30 p.m. (light snacks and beverages will be provided). The location remains the same (UCHealth Champions Center, third floor, Room 319). Dorrell takes the podium at 2:00 p.m. and select players before and/or afterward depending on class schedules. This year's dates: **Sept. 20-27, Oct. 11-18-25, Nov. 1-8-15-22-29, Dec. TBA.** It is also streamed live on www.CU Buffs.com with Zoom access available for others to interact is: <https://cuboulder.zoom.us/j/97078740636>.

Season Interview Schedule. Dorrell will address the media after practice on Mondays at his presser and Wednesdays. Interviews with players are allowed post-practice Mondays (indoors), Tuesdays and Wednesdays; phone interviews can be coordinated around their class schedules. Sunday interviews are at the discretion of the player (and only if selected as a national player of the week), as it being the standard player day off, CU can't require due to NCAA rules. Assistant coaches are game-planning on Sunday and are also only available at their discretion. **Note:** the interview cutoff for players is 72 hours before games.

Reminder: there is no longer a Tuesday **Pac-12 Teleconference Call** (ended in 2018).

Video highlights of CU games are available through the Pac-12 Network Assignment Desk (assignment@pac-12.org). However, there are usage restrictions; contact **Dustin Rocke** to coordinate your needs (drocke@pac-12.org).

The **Pac-12 Networks** are available nationwide through many platforms; check with local cable or satellite subscribers for more info. Comcast and Time Warner carry the Network in Colorado and DISH Network is the league's satellite provider. In the Boulder-Denver area: Comcast 430 & 431 (840 HD); Pac-12 DISH channels include 406 (hopper) and 409 (along with 5453 and 5454 in its auxiliary area).

The **Colorado locker room** (home and road) is closed after games; following the customary 10-minute cooling off period, players will be available in a timely manner COVID-restrictions permitting (requests will be solicited following the game).

Colorado's football **practices** are generally closed, but there is a 20-25 window open early in practice for media photography/videography needs on Monday, Tuesday and Wednesday (follow parameters list in CU's media policies). Thursday & Friday practices are open only to network TV talent if in town.

The standard **practice schedule** (mountain time): **Sunday:** Off; **Monday:** 11:00-Noon (IPF); **Tuesday:** 9:15-11:15 (LF); **Wednesday:** 9:10-11:10 (LF); **Thursday:** 10:45-11:45 walk-through (IPF); **Friday:** 10:45-11:45 (IPF; home and road games). IPF—Indoor Practice Facility; LF—Lower Fields.

COVID-19 Protocols. At present, any one desiring any in-person access to the program must provide proof of vaccination and must wear a mask regardless in all public areas on campus (press box).

Photo Requests. Please direct any photo (.jpg) requests to either david.plati@colorado.edu or curtis.snyder@colorado.edu.

collegepressbox
SINCE 2005 EVERYTHING BUT THE PREGAME MEAL

Credentials. CU does not utilize an on-line credential system; we prefer the personal touch. Email Dave Plati with request (david.plati@colorado.edu).

Collegepressbox.com is the official media website for Division I football. Access and download weekly game notes, quotes, statistics, media guides, headshots, logos and more for each conference and its member schools. Register for access at:

www.collegepressbox.com/register.

The Pac-12 Mountain Network is the television home of the Buffaloes; it produces a variety of programming featuring all 12 member institutions.

THE BUFFS ON THE INTERNET

The official CU site on the Internet can be found at www.CU Buffs.com has the most up-to-date information, releases, game notes, press conference broadcasts (free), articles by longtime journalist and CU Buffs.com contributing editor **Neill Woelk** along with podcasts/video by the voice of the Buffs, **Mark Johnson**; the direct link to the **Football Media Center** is cubuffs.com/ColoradoMediaCenter. Breaking news with the program will be found here first every time and delivered in full without third-party editing or what they might deem unessential.

Live Stats for Colorado home games can be accessed at www.colorado.statbroadcast.com; please contact the SID office for the password.

BuffTV is CU's live streaming service for live games and press conferences not broadcast by the Pac-12 TV partners. In addition, highlights, features, interviews and the Buffalo Stampede weekly show can be found at www.youtube.com/BuffsTV.

THE BUFFS ON THE AIRWAYS

KOA-Radio in Denver, 850AM & 94.1FM (KHOW 630AM on Sept. 25 with a conflict with the Colorado Rockies) originates the CU Football Network, with **Mark Johnson** in his 18th year as the play-by-play voice of the Buffs. Former CU head coach **Gary Barnett** (analysis) is in his sixth full season on the broadcasts. Sideline duties will be handled by **Andy Lindahl** (home games) and **Bobby Pesavento** (road games), with **Jeff Campbell** as the alternate. Cities on the network in addition to KOA: Aspen (KNFO, 106.1 FM), Buena Vista (KBVC, 104.1 FM); Fort Morgan (KRFD, 100.1 FM), Glenwood Springs (KMTS/99.1 FM), Grand Junction (KTMM/1340AM), Redstone (KNFO/105.7FM), Rifle (KNAM/1490AM), Roaring Fork (KNFO/94.3FM), Steamboat Springs (KTYV, 98.9FM), Thomasville (KNFO/96.3FM), Vail (KNFO/105.5FM), and West Glenwood Springs (KMTS/96.7FM). KOA has been the home to CU football for 78 of the last 81 years. Both stations stream the game live on the Internet:

www.850koa.com, <https://khov.heart.com>.

The **CU Coaches Radio Show** originates from the Champions Center (taped on Thursdays); Mark Johnson hosts and it airs 7-8 p.m. that night on KOA and the CU Network; the show will air a day earlier for the Utah game; Stream at <https://cubuffs.com/watch/>.

The **Buffalo Stampede** will air on Wednesdays (Aug. 25-March 31) on Altitude Sports Network.

Satellite Radio: Sirius-XM is the satellite home of the Buffs; the Arizona State game (KOA broadcast) will be on **Sirius 137, XM 202 & Internet Ch. 965**.

PRONUNCIATION GUIDE

Coaches/Staff

Darrin **CHIAVERINI** (shiv-ah-ree-knee)
Karl **DORRELL** (door-el)
Darian **HAGAN** (hay-gun)
DEMETRICE Martin (dee-meat-riss)
Brian **MICHALOWSKI** (michael-ow-ski)
Mitch **RODRIGUE** (row-dreeg)

Players

68 Edgar **AMAYA** (uh-my-uh)
6 Daniel **ARIAS** (are-e-us)
97 Allan **BAUGH** (baw)
6 **MEKHI** Blackmon (muh-kye as in eye)
87 Derek **BEDELL** (bey-dell)
23 **JAREK BROUSSARD** (jerek brew-sard)
69 **GERAD** Christian-LICHTENHAN (jared lick-tin-han)
0 **ASHAAD** Clayton (ah-shod)
57 John **DEITCHMAN** (dych-mon)
18 Jeremiah **DOSS** (dawse)
38 Steele **DUBAR** (do-bar)
18 Caleb **FAURIA** (four-E-A)
53 Noah **FENSKE** (fenn-ski)
76 Frank **FILLIP** (phillip)
8 Alex **FONTENOT** (font-en-know)
33 Joshka **GUSTAV** (goo-stovv)
94 **JANAZ** Jordan (juh-nozz)
52 Joshua **JYNES** (rhymes with nines)
58 **KARY KUTSCH** (car-E kutch as in butch)
15 Montana **LEMONIOUS**-Craig (lee-moan-e-us)
74 Chance **LYTLE** (lie-tull; hard T)
49 Geno **MACIAS** (muh-see-us)
34 **ZEPHANIAH MAEA** (zeff-uh-ny-uh my-A)
38 Zion **MAGALEI** (ma-guh-lay)
98 Nico **MAGRİ** (ma-gree)
51 Tommy **NOTARAINNI** (no-tree-ah-knee)
85 Jared **POPLAWSKI** (pop-u-law-ski)
65 Colby **PURSELL** (per-sell)
54 **KANAN** Ray (kay-ninn)
73 Ben **REZNIK** (rez-nick)
91 **NA'IM** Rodman (ny-eem)
99 Jalen **SAMI** (sah-me)
51 Jack **SEAVALL** (see-vaul)
5 **LA'VONTAE SHENAUŁ** (luh-von-tay shuh-naul)
7 J.T. **SHROUT** (rhymes with shout)
29 **SYRE** Stewart (sire)
33 **JAYLE** Stacks (jay-lee)
50 **KATIN SURPRENANT** (kate-in super-not)
96 **KANAAN** Turnbull (kay-ninn)
31 Jonathan Van **DIEST** (rhymes w/east)
55 Blake **WEIHER** (we're)

ROSTER CHANGES/DUPE I.D.'s

Number Changes: TB Noah Wagner (39 from 32)

DUPE NUMBERS: Those appearing below are in dupe numbers where both likely see action on special teams; jerseys do have name tags, but skin tone key below to help with identification: **A**—African-American, **C**—Caucasian, **H**—Hispanic; **P**—Polynesian/Pacific Islander:

Offense/Specialist	Defense/Specialist
0 Clayton, TB (A)	0 Miller, CB (A)
2 Rice, WR (A)	2 Striker, CB (A)
3 Perry, WR (C)	3 Gonzalez, CB (H)
5 Shenault, WR (A)	5 M. Perry, S/LB (A)
6 Arias, WR (A)	6 Blackmon, CB (A)
9 Carter, QB (A)	9 Oliver, S (A)
15 L-Craig, WR (A)	15 Lamb, ILB (C)
23 Broussard, TB (A)	23 Lewis, S (A)
33 Stacks, TB (A)	33 Gustav, OLB (C)
58 Kutch, OG (C)	58 Al. Williams, OLB (A)

**GAME-BY-GAME STARTERS (2021)**

Here are CU's starters for the 2021 season (**bold** indicates first career start):

OFFENSE	WR	WR	WR	LT	LG	C	RG	RT	TE	QB	TB
Northern Colorado	Arias	Rice	Stanley	Wiley	Kutsch	Pursell	Ray	Lytle	Russell	B. Lewis	Broussard
Texas A&M	Arias	Rice	Stanley	Wray	Kutsch	Pursell	Ray	Wiley	Russell	B. Lewis	Broussard
Minnesota	Arias	Rice	Stanley	Wray	Kutsch	Fenske	Roddick	Wiley	Russell	B. Lewis	Broussard
DEFENSE	DE	DT	NT	DE	SLB	MLB	WLB	LCB	FS	SS	RCB
Northern Colorado	Lang	Rodman	Sami	Wells	Miller	Landman	Q. Perry	Blackmon	M. Perry	I. Lewis	Gonzalez
Texas A&M	Lang	Rodman	Sami	Wells	Thomas	Landman	Q. Perry	Blackmon	M. Perry	I. Lewis	Gonzalez
Minnesota	Lang	Rodman	Sami	Wells	Thomas	Landman	Q. Perry	Blackmon	M. Perry	I. Lewis	Gonzalez

CONSECUTIVE STARTS—Wells 17, Stanley 10, Blackmon 8, Gonzalez 8, I. Lewis 7. **CAREER STARTS**—Landman 31, M. Johnson 26, Wells 24, Pursell 22.

PLAYER PARTICIPATION (dressed/played): Northern Colorado 83/68; Texas A&M 87/61; Minnesota 86/70.

COLORADO CAPTAINS / GAME-BY-GAME

The coaches select captains for each game; CU's game-by-game captains in 2021:

Opponent	Captains				
Northern Colorado	ILB Nate Landman	DE Terrance Lang	QB Brendon Lewis	C Colby Pursell	
Texas A&M	CB Mekhi Blackmon	WR Jaylon Jackson	ILB Nate Landman	TE Brady Russell	
Minnesota	CB Christian Gonzalez	OG Kary Kutsch	TE Matt Lynch	OLB Carson Wells	

COLORADO PLAYERS OF THE GAME & SCOUT TEAM POW'S

Here are the coaches' selections for Colorado's player of the game and scout team players of the week:

Opponent	Offensive	Defensive	Special Teams	Offensive Scouts	Defensive Scout(s)	Special Team Scout(s)
N. Colorado	WR Montana L-Craig	ILB Nate Landman NT Jalen Sami	S Anthony Lyle WR Dimitri Stanley	QB James Mott	OLB Devin Grant	TB Noah Wagner

2021 PAC-12 & COLORADO/NFF POW NOMINATIONS

Here is the list of CU's weekly nominations for the Pac-12 players of the week along with those for the NFF/Colorado Chapter (*—denotes winner):

Opponent	Pac-12 Player of the Week Nominations			Colorado Chapter/NFF		
	Offensive	Offensive Line	Defensive	Defensive Line	Special Teams	Freshman
N. Colorado	none	none	ILB Nate Landman	NT Jalen Sami	WR Dimitri Stanley	WR Montana L-Craig
Texas A&M	none	none	ILB Nate Landman	none	none	none
						ILB Nate Landman

YOUNGINS'

With the NCAA granting all student-athletes an extra year of eligibility due to the COVID-19 pandemic, along with the 2018 rule where if you played four games or less, you don't lose a year, the number of underclassmen nationally have skyrocketed—and it's no exception at Colorado. Of the 120 players on the roster, **68** are freshmen (42 first-year, 16 second-year, 10 third-year); when adding in **21** sophomores (three first-time, 15 second-time and three third-time), that's **90** underclassmen on the Buff roster. There are **23** juniors (20 classified as Jr.-2, or super juniors, with three Jr.-3), and just **4** seniors in their final year of eligibility (once **DL Mustafa Johnson** is reinstated later this season). The other **3** are graduate transfers (two of whom have two years of eligibility remaining). The Buffaloes are tied for the second-fewest seniors/graduates in the nation:

FEWEST SENIORS IN THE FBS IN 2021: BYU 3, Colorado 7, Northern Illinois 7, Oregon 7, Central Michigan 8, Old Dominion 9, Louisiana 10, Middle Tennessee 10, UConn 10, Utah 11, Southern Miss 12, Bowling Green 13, Georgia Tech 13.

BECKER MAKES HISTORY

When Cole Becker trotted on to the field to try (and make) CU's first PAT kick of the season in CU's 35-7 win over Northern Colorado, he became just the fifth true freshman placekicker in school history to score at least one point in a Buff season opener. He joined **Tom Field** (1979 vs. Oregon), **Mason Crosby** (2003 vs. Colorado State), **Will Oliver** (2011 at Hawaii) and **James Stefanou** (2017 vs. Colorado State). He was bidding to tie the second-longest first career field goal made (53 yards), but the kick hit the crossbar.

SHENAUT SUSPENDED

Wide receiver **La'Vontae Shenault** has been suspended indefinitely for violating team and athletic department rules, head coach **Karl Dorrell** announced on Monday, Sept. 13. Shenault, a third-time freshman due to the NCAA four-game redshirt rule and then the extra year of eligibility granted by the NCAA for the COVID-19 pandemic, began serving his suspension last Saturday when CU played Texas A&M in Denver. The 6-2, 190-pounder from DeSoto, Texas, caught two passes for 23 yards in the season opener.

IT TOOK A LOT OF TIME

CU did not commit a turnover in a season opener for the 11th time in its history; the Buffs have never opened a season with two turnover-free games. The first one in 2021 took place 2:28 into the second game (Texas A&M picked off a deflected Brendon Lewis pass), with the 62:28 into the season the 11th-longest on the clock before CU's first of a season. It took a similar deflected pass and then an interception by UMass early in the third quarter for CU to have its first in 2014, marking the longest CU had ever played into a season before committing its first (92 minutes, 28 seconds); the 11 season opener turnover-free seasons and when the first occurred:

Season	Game / Opponent	Qtr	Time Left	Type	Total	Season	Game / Opponent	Qtr	Time Left	Type	Total
2014	2 / at Massachusetts	3	12:32	INT	92:28	1956	2 / KANSAS STATE	2	12:30	FUM	77:30
2000	2 / at Southern Cal	3	13:21	FUM	91:39	1954	2 / COLORADO STATE	1	0:45	INT	74:45
2019	2 / NEBRASKA	2	5:47	INT	84:13	2020	2 / at Stanford	1	7:45	INT	67:15
2013	2 / CENTRAL ARKANSAS	2	7:31	FUM	82:29	1972	2 / CINCINNATI	1	8:00	FUM	67:00
1998	2 / FRESNO STATE	2	9:48	FUM	80:12	2021	2 / Texas A&M (Denver)	1	12:32	INT	62:28
1988	2 / at Iowa	2	10:14	FUM	79:46						



OPENING DEPTH CHART NOTES

The Buffs released their season-opening depth chart on August 30, and for the seventh time in the last nine seasons, CU has more underclassmen than upperclassmen listed (though not a surprise with the NCAA granting an extra year of eligibility). Of the **69** players in the opening depth (who are not listed as being out for an extended period of time), **45** were underclassmen (**31** freshmen, **14** sophomores); there are **19** juniors (**16** second-time, three third-time), **two** “super” seniors and **three** graduate transfers (two first-year, one second-year).

► The **31** freshmen breakdown into four categories: true (**13**), redshirts (**2**), second-time (**7**, meaning they played as true freshmen in 2020) and third-time (**9**, which means they played less than four games in 2019 and then qualified for the extra year of eligibility due to the NCAA’s COVID exception).

► In both 2016 and 2017, CU did not start a true freshman in any game over the course of the season; that had not happened since 2005. In 2018, true freshmen collectively started 15 games, in 2019, 12 did so and last year, true frosh started seven games (CB Christian Gonzalez 6, WR Brenden Rice 1).

► **Zero Again.** As in zero starts by quarterbacks on the CU roster for the second straight season; it hadn’t happened since 2007 prior to last year. Only two players on the team have attempted passes in a game: **QB Brendon Lewis** was 6-of-10 for 95 yards last year when he replaced Sam Noyer in the Alamo Bowl (his only appearance of the season), and **WR Dimitri Stanley**, who was 0-of-1 on a trick play, also last season.

NON-CONFERENCE TWO-FERS

Not many teams in the so-called “Power 5” schedule two “Power 5” teams in their non-conference slates. Notre Dame technically leads the way with four, not including the agreement to play five ACC teams annually, which then puts it at nine total (but you would have to count all the conference games for the others listed below). Stanford has three scheduled and just 12 will line up against two, including **Colorado**. (For season total, add nine Power 5 opponents to the count below to any Pac-12, Big Ten or Big 12 team, and eight to any ACC or SEC team.) A look at who is double dipping (or more) in 2021:

Clemson (2; 0-1): vs. Georgia (L), at South Carolina (Nov. 27)

Colorado (2; 0-2): vs. Texas A&M (L), Minnesota (L)

Duke (2; 10): Northwestern (W), Kansas (Sept. 25)

Florida State (2; 0-1): Notre Dame (L), at Florida (Nov. 27)

Georgia (2; 1-0): vs. Clemson (W), at Georgia Tech (Nov. 27)

Georgia Tech (2; 0-0): at Notre Dame (Nov. 20), Georgia (Nov. 27)

Louisville (2; 0-1): Mississippi (L), Kentucky (Nov. 27)

Miami-Fla. (2; 0-2): vs. Alabama (L), Michigan State (L)

Notre Dame (4; 1-0): Purdue (W), Wisconsin (Sept. 25), USC (Oct. 23), at Stanford (Nov. 27)

Purdue (2; 1-1): Oregon State (W), at Notre Dame (L)

Stanford (3; 1-1): Kansas State (L), at Vanderbilt (W), Notre Dame (Nov. 27)

Virginia (2; 1-0): Illinois (W), Notre Dame (Nov. 13)

Virginia Tech (2; 0-1): at West Virginia (L), Notre Dame (Oct. 9)

West Virginia (2, 0-1): at Maryland (L), Virginia Tech (Sept. 18)

WILSON'S DC DEBUT A SUCCESS

New Colorado defensive coordinator **Chris Wilson** joined some fine company when the Buffaloes defeated Northern Colorado 35-7 in the 2021 season opener. The 7 points allowed tied for the third-fewest, while the 256 yards were the third-lowest (with 48 of those against second/third-teamers on UNC’s final possession). Here’s a look at CU’s top defensive efforts in the first game of a defensive coordinator since the position evolved in the late 1960s:

FIRST GAME AS DC / RANKED BY FEWEST POINTS ALLOWED (and others with under 330 yards allowed)

Pts	Defensive Coordinator	Date	Opponent	(Score)	Plays	Yards	Avg.
3	Mike Hankwitz	Sept. 10, 1988	FRESNO STATE	(CU, 45-3)	60	177	2.95
3	D.J. Eliot	Sept. 1, 2017	vs. Colorado State in Denver	(CU, 17-3)	80	397	4.96
7	Don James	Sept. 21, 1968	OREGON	(CU, 28-7)	53	191	3.60
7	A.J. Christoff	Sept. 2, 1995	at Wisconsin	(CU, 43-7)	67	297	4.43
7	Chris Wilson	Sept. 3, 2021	NORTHERN COLORADO	(CU, 35-7)	60	256	4.27
10	Dan Radakovich	Sept. 9, 1972	CALIFORNIA	(CU, 20-10)	85	377	4.44
19	Ron Collins	Sept. 2, 2006	MONTANA STATE	(MSU, 19-10)	70	288	4.11
19	Vince Okruch	Aug. 31, 2002	vs. Colorado State in Denver	(CSU, 19-14)	62	320	5.16
23	Lou Tepper	Sept. 10, 1983	at Michigan State	(MSU, 23-17)	73	329	4.51
27	Kent Baer	Sept. 1, 2013	vs. Colorado State in Denver	(CU, 41-27)	67	295	4.40
28	Jim Leavitt	Sept. 3, 2015	at Hawai'i	(UH, 28-20)	72	302	4.19
31	Dale Evans	Sept. 11, 1982	CALIFORNIA	(Cal, 31-17)	69	304	4.41

QUARTERBACK DEBUTS

A list of all quarterback starting debuts can be found in CU’s media guide on page 168; Brendon Lewis became the **52nd** player since 1959 to start a game at the position for the Buffs, the 20th in a season opener (**27-24-1** record overall, **11-9** in the opener). He became the second freshman to start a season opener, joining **Cody Hawkins** in 2007 (he was a redshirt frosh); no true freshman has ever started a season opener for Colorado, and of 52 players, only 13 were freshmen (six true, one second-year — Lewis — and six redshirts). Those performances (*—season opener):

Year	Quarterback	Class	First Game	Result	Rushing	Passing	Rating	†Career Record			
								W	L	T	Pct.
1980	Randy Essington	Fr.	at Missouri	L 7-45	4-(-19), 0 td	22-11-1, 58, 0 td	63.1	3	14	1	.194
1981	Steve Vogel	Fr.-RS	at Iowa State	L 10-17	2-(-3), 0 td	16-12-0, 89, 0 td	121.7	4	17	0	.190
1986	Marc Walters	Fr.	at Kansas State	W 49- 3	18- 88, 2 td	4- 4-0, 111, 1 td	415.6	1	0	0	1.000
1992	Koy Detmer	Fr.	OKLAHOMA	T 24-24	9-(-22), 0 td	50-33-5, 418, 2 td	129.4	14	3	1	.806
1999	Zac Colvin	Fr.-RS	at Iowa State	W 16-12	6-(-1), 0 td	23-14-1, 116, 1 td	108.9	1	2	0	.333
2000	Craig Ochs	Fr.	at Texas A&M	W 26-19	6- 6, 1 td	25-15-0, 239, 1 td	153.5	10	6	0	.625
2007	Cody Hawkins	Fr.-RS	*Colorado State (Denver)	W 31-28(OT)	2- 3, 0 td	31-18-1, 201, 2 td	127.4	11	17	0	.393
2008	Tyler Hansen	Fr.	at Missouri	L 0-58	16- 30, 0 td	16-12-0, 72, 0 td	112.8	6	15	0	.286
2011	Nick Hirschman	Fr.-RS	at Arizona State	L 14-48	0- 0, 0 td	7- 4-0, 52, 0 td	119.5	0	3	0	.000
2013	Sefo Liufau	Fr.	CHARLESTON SOUTHERN	W 43-10	3-(-8), 0 td	20-14-0, 198, 1 td	169.7	16	24	0	.400
2015	Cade Apsay	Fr.-RS	at Washington State	L 3-27	9- 8, 0 td	40-26-2, 238, 0 td	105.0	0	2	0	.000
2016	Steven Montez	Fr.-RS	at Oregon	W 41-38	21-135, 1 td	32-23-2, 333, 3 td	177.7	17	22	0	.436
2021	Brendon Lewis	Fr.-2	NORTHERN COLORADO	W 35- 7	8-44, 0 td	15-10-0, 102, 1 td	145.8	1	1	0	.500

**SERIES HISTORY—CU vs. ARIZONA STATE**

Arizona State owns an **8-3** lead in the series (3-2 in Boulder), as the Buffaloes have won three of the last four games. The two finally met on the gridiron for the first time in 2006 in Boulder, despite the fact that the two Rocky Mountain regional powers were located only 589 miles apart. ASU won that game, 21-3, and then the second half of the home-and-home series the following year, 33-14, in Tempe. The Buffaloes finally broke through against the Sun Devils in 2016 in Boulder, winning 40-16; the game was tied at 10 early in the second quarter but a run of 20 straight points broke the game open. Colorado won for the second straight time in Boulder in 2018, as **WR Laviska Shenault** scored all four touchdowns in a 28-21 victory, becoming the first Buff to score two times rushing and receiving in the same game. CU finally broke through in Tempe in 2019 (after five straight losses) with a 34-31 win; CU jumped out to a 14-0 lead, but the Sun Devils fought back to tie the game at 14, 21, 24 and 31 before Jame Stefanou's 44-yard field goal with 2:03 left provided the winning points. The Buffaloes have piled up the yards in the last six games (2,958 to be exact), averaging 493 yards per outing, but is 3-3 in those contests.

The Coaches: **Karl Dorrell** was 3-2 against Arizona State as head coach at UCLA; **Herman Edwards** is 0-2 against Colorado.

SERIES DID YOU KNOW?—The 2007 game in Tempe on September 8, despite a 7:15 p.m. local start time, set the record for the warmest game in Colorado football history at the time: the temperature at kickoff was 102 degrees. It was matched in 2012 at Fresno State.

SERIES SIGNATURE ANNIVERSARY GAME—13th. It looked as if Colorado was going to tie the series at one win apiece after the Buffaloes took a 14-0 lead less than eight minutes into the game. **CB Terrence Wheatley** returned an interception for a score 54 seconds into the game and **QB Cody Hawkins** and **WR Scotty McKnight** connected on a 10-yard touchdown pass with 6:21 left in the quarter. But that was all the scoring by CU on the night, as ASU rallied to take a 19-14 halftime lead en route to a 33-14 victory.

COLORADO-ARIZONA STATE-A-GLANCE / SERIES TRENDS

Arizona State leads the series, 8-3 (Colorado is 2-3 in Boulder, 1-5 in Tempe). A game-by-game look:

Date	Site	Result	Attend.	Rank	CU	Rushing	Passing	Tot Off	ASU	Rushing	Passing	Tot Off	TV		
				CU	ASU	FD	att	yds	td	a-c-i	yds	td	no	yds	TV
Sept. 16, 2006	Boulder (N)	L 3-21	47,723	—	22	13	44	133	0	18- 8-1	86	0	62	219	74 430 TBS
Sept. 8, 2007	Tempe (N)	L 14-33	58,417	—	—	15	26	32	0	47-17-1	172	1	73	204	81 407 FSN
Oct. 29, 2011	Tempe	L 14-48	53,168	—	23	22	32	83	0	42-26-2	337	1	74	420	65 522 FSN
Oct. 11, 2012	Boulder (N)	L 17-51	45,161	—	—	16	32	75	1	42-20-1	180	1	74	255	77 593 ESPN
Oct. 12, 2013	Tempe (N)	L 13-54	50,104	—	—	17	35	99	1	30-18-3	169	1	65	268	80 532 P12N
Sept. 13, 2014	Boulder (N)	L 24-38	38,547	—	16	28	57	232	0	54-35-2	313	3	91	545	80 426 ESPNU
Oct. 10, 2015	Tempe (N)	L 23-48	44,157	—	—	19	28	49	2	41-26-1	401	1	69	450	71 491 PAC12
Oct. 15, 2016	Boulder (N)	W 40-16	48,588	—	—	27	52	315	5	32-23-0	265	0	84	580	63 199 PAC12
Nov. 4, 2017	Tempe (N)	L 30-41	44,553	—	—	23	39	109	2	41-23-1	345	1	80	454	88 583 PAC12
Oct. 6, 2018	Boulder	W 28-21	44,553	—	—	25	45	166	2	33-24-0	328	2	78	494	57 367 PAC12
Sept. 21, 2019	Tempe (N)	W 34-31	45,786	—	24	20	40	138	1	30-23-0	337	3	70	435	67 453 PAC12

CU INDIVIDUAL HIGHS

Most Yards Rushing: 219, Phillip Lindsay, Oct. 15, 2016

Most Yards Passing: 389, Sefo Liufau, Oct. 10, 2015

Most Receptions: 13, Laviska Shenault, Oct. 6, 2018 (127 yards)

Most Yards Receiving: 150, Tony Brown, Sept. 21, 2019 (9 receptions)

CU-ARIZONA STATE BY THE NUMBERS

Here's a look at some numbers-related trivia (or lack thereof) in the Colorado-ASU series:

- 4** The number of U.S. Open (golf) titles won by the two schools alumni golfers (all by Buffs: **Hale Irwin** 3, **Steve Jones** 1);
- 7** The number of times one team has gained 500 or more yards in a game in the series (Arizona State 4, Colorado 3);
- 7:10** The amount of time Colorado used to run out the clock in the '18 win, the longest in CU history to end a game nursing a one-score lead.
- 9** The number of night games played between Colorado and Arizona State in the series (ASU has won seven);
- 9** The number of times Colorado has played in ASU's Sun Devil Stadium (in 2007-11-13-15-17-19 and the 1993, 1995 and 2002 Fiesta Bowls).
- 11-15** Colorado's record against Arizona State in women's basketball, though the Sun Devils have won the last 15 after CU started out 11-0;
- 13-9** Colorado's record against Arizona State in men's basketball; CU won the only meeting in '20-21;
- No. 16** The highest national ranking (AP) of either team (Arizona State in 2014) when the two have lined up across from each other;
- 28** The number of first downs by Colorado in the 2014 game (**27** in the final three quarters).
- 44** The length of the game-winning field goal by **PK James Stefanou** in the 2019 game in Tempe, a 34-31 Colorado win;
- 109** The number of rushing yards by **TB Hugh Charles** in the 2006 game, one-yard shy of 50 percent of CU's offensive total (219).
- 199** The total offense by Arizona State in the 2016 game, the lowest of either team in the series.
- 200/400** In the first two series' games, Colorado gained in the low 200s on offense (219, 204) while Arizona State topped 400 in both (430, 407);
- 204.02** Steven Montez' QB rating in CU's 34-31 win in Tempe in 2019 (23-of-30, 337 yards, 3 TD, 0 INT);
- 207** Phil Mickelson's winning 54-hole score in the 1990 CU-Fox Acres Invitational at Red Feather Lakes (rounds of 68-70-69 on the par-71 track);
- 219** The number of rushing yards by **TB Phillip Lindsay** in the 2016 game, more than CU rushed for in each of the first five games of the series;
- 523** Yards gained by Colorado in the second through fourth quarters in the 2014 game (to **204** Arizona State).
- 589** The number of miles between Boulder, Colorado, and Tempe, Ariz.;
- 1,509** The number of yards that Colorado has gained in its three wins in the series (**503.0** per);
- 4,705** The difference in elevation (feet) between Boulder (**5,345**) and Tempe (**1,175**; though some areas are near **1,500**).
- 218,107** The combined square miles of both states (Arizona **114,007**/Colorado **104,100**), ranking sixth and eighth, respectively, among the 50 states.



TALE OF THE TAPE / COLORADO ARIZONA STATE

Here's a comparative look between **Colorado** and **Arizona State** in both general areas as well as several statistical categories through games of Sept. 18 (national rankings where applicable in parenthesis):

Category	Colorado	Arizona State	Category	Colorado	Arizona State
2021 Overall Record.....	1-2	2-1	Third Down Conversion Offense.....	33.3 (105)	52.6 (17)
Last 50 Games.....	23-27	26-4	Third Down Conversion Defense.....	31.8 (39)	33.3 (45)
Streak.....	Lost 2	Lost 1	Fourth Down Conversion Offense.....	0.0 (117)	75.0 (26)
vs. AP Ranked Teams (at time of game)....	0-1	0-1	Fourth Down Conversion Defense.....	33.3 (32)	0.0 (1)
Alumni On NFL Rosters (as of Sept. 19).....	17	9	Three & Outs on Defense.....	15 (---)	5 (---)
First Downs.....	14.0 (127)	23.3 (33)	Tackles For Loss.....	5.7 (73)	6.7 (46)
Rushing Offense.....	144.3 (81)	225.3 (20)	Tackles For Loss Allowed.....	5.3 (58)	5.7 (69)
Average Per Rush.....	4.01 (80)	5.63 (18)	Quarterback Sacks By.....	1.7 (84)	3.0 (30)
Passing Offense.....	91.0 (129)	213.0 (82)	Quarterback Sacks Allowed.....	2.3 (83)	1.7 (44)
Completion Percentage.....	54.7 (109)	72.4 (7)	Net Punting.....	41.3 (39)	41.1 (44)
Average Per Attempt.....	4.3 (127)	8.4 (38)	Punt Returns.....	11.8 (31)	16.8 (14)
Passing Efficiency.....	92.5 (125)	143.8 (61)	Punt Return Yardage Defense.....	9.4 (98)	-1.7 (6)
Total Offense.....	235.3 (126)	438.3 (37)	Kickoff Returns.....	33.0 (9)	16.9 (97)
Average Per Play.....	4.10 (126)	6.71 (31)	Kickoff Return Yardage Defense.....	15.0 (18)	11.0 (11)
Scoring Offense.....	14.0 (126)	31.7 (58)	Penalties Per Game.....	5.7 (41)	12.0 (129)
First Downs Allowed.....	17.0 (40)	16.3 (37)	Penalty Yards Per Game.....	55.0 (68)	106.3 (127)
Rushing Defense.....	131.3 (64)	103.3 (37)	Turnovers Gained.....	2 (105)	6 (22)
Average Per Rush.....	3.94 (72)	3.20 (39)	Turnovers Lost.....	3 (35)	6 (104)
Passing Defense.....	197.0 (51)	143.3 (13)	Turnover Margin.....	-0.33 (69)	-0.33 (69)
Completion Percentage.....	54.5 (32)	53.8 (25)	Interceptions.....	1 (87)	3 (81)
Average Per Attempt.....	6.2 (41)	5.5 (19)	Red Zone Scoring Percentage (Offense).....	85.7 (64)	80.0 (89)
Pass Efficiency Defense.....	109.3 (29)	100.0 (14)	Red Zone Scoring Percentage (Defense).....	60.0 (18)	85.7 (84)
Total Defense.....	328.3 (52)	246.7 (11)	Time of Possession.....	26:21 (115)	32:20 (30)
Average Per Play.....	4.95 (53)	4.23 (21)	Strength of Record (ESPN Power Index).....	83	49
Scoring Defense.....	15.7 (21)	17.0 (31)	Schedule Strength (USA Today/Sagarin).....	40	171

IN COLORADO BUFFALO HISTORY: SEPTEMBER 25

Colorado is 7-4 all-time on **September 25**, but last played on the date last millennium (1999). One of the most important road wins in school history took place on this date in 1971 (see below). Highlighted games:

1900—The Silver & Gold hightail it to Denver and defeat West High School, 18-0. **1908**—The Silver & Gold head east to Longmont and eke out a 6-0 win over LHS. The game summary from the 1910 yearbook (yes, the recaps were from two seasons before for a while: “Longmont High School was scheduled as the first practice game and the Varsity, with lack of practice plainly evident in its team work, gained a 6 to 0 victory,” Stimulating! **1943**—In a year with a limited league schedule due to WWII, the Buffs topple Ft. Francis Warren in Boulder, 38-0. It was the season opener at what was still called Norlin Stadium, and the bulk of the CU team were enlisted in the Navy training at CU and they toppled their counterparts from Wyoming. **1948**—New Mexico invades Boulder and leaves with a 9-6 victory (not a battle of field goals; each team missed a PAT). The teams combined to complete just 4-of-25 passes for 67 yards (UNM was 1-of-9 for 7 yards), but the Lobos almost doubled CU on the ground, 249-143. **1954**—CU rushes for 415 yards and amasses 479 overall in a 46-0 trouncing of Colorado State at Folsom; the Aggies run more plays (77-49), but gain just 171 yards total. Seniors Frank Bernardi (5-152 rushing) and Carroll Hardy (6-100) each score two touchdowns, Bernardi's covering 68 and 60 yards, Hardy's 13 and 84 yards. **1965**—The Buffaloes edge Fresno State in Boulder, 10-7 on “Band Day,” with 6,500 area band members in attendance. William Harris rushed 10 times for 113 yards, including a 31-yard TD run that were the final points of the game as CU held off the Bulldogs with that one score lead for the final 37:20 of the game.

1971—One of biggest road wins in school history takes place in Columbus, as the No. 10 Buffaloes toppled No. 6 Ohio State, 20-14. Charlie Davis rushed 18 times for 135 yards, Ken Johnson 16 times for 84 yards and two touchdowns (and throwing for 97 more) and Cliff Branch returned a punt 68 yards for a touchdown that put CU up 13-0 late in the first half. OSU ran 89 plays to CU's 59, but only outgained the Buffs 400-382. Bud Magrum led the defensive effort with 20 tackles (nine solo, including two quarterback sacks while Randy Geist added 17 stops (seven solo) and John Stearns 12 (six solo). **1976**—Jeff Austin ran for one touchdown and passed for another as Miami, Fla. proved to be little competition for the Buffs, who roll 33-3 in Boulder. Mike Spivey returned an interception for a touchdown as the CU defense limited the Hurricanes to 272 total yards while picking off three passes overall. **1982**—Wyoming surprises CU in Boulder with a 24-10 win, just the second win by the Cowboys in the 24-game series at the time. CU took a 3-0 lead in the second quarter but the visitors put 17 points on the board before intermission and CU was never within one score again. The Cowboys controlled the clock (34:04) by running the ball 66 times of 80 overall plays. **1993**—Miami, Fla. returns to Boulder and with obvious help from likely the worst officiated game in CU history, the No. 3 Hurricanes escape with a 35-29 win. A Big East officiating crew, noted nationally for being the worst group in Division I, made phantom calls, ejected star Buffs after the teams brawled (seven CU, five Miami players, most just special teamers), all after CU athletic director ran on to the field in the second quarter warning them that they were losing control of the game. CU was driving for a possible winning score when the last phantom call of the day, a non-existent holding call on Heath Irwin, helped kill the possession in the final minute. **1999**—CU's head coach of the four previous seasons, Rick Neuheisel, coaches his new team, the Washington Huskies, to a 31-24 win over the Buffs in Seattle. Neuheisel, who did not have a contract at CU, was offered one at UW and when CU failed to counter, he left and took much of the staff with him. But Gary Barnett's first CU team battled to the end, with the star of the game cornerback Ben Kelly, who returned a kickoff and a fumble for touchdowns. After CU tied the game at 24 with 8:54 to play, the Huskies drove 70 yards in 11 plays for the winning score with 3:17 on the clock. CU drove to the UW21 where on fourth down, Mike Moschetti was intercepted in the end zone.

SEPTEMBER 25 COLORADO MVP: RB's **Frank Bernardi** and **Carroll Hardy**. In the 46-0 win over Colorado A&M in 1954, the two seniors went crazy, combining for 252 yards on just 11 carries, including gains of 84, 68, 60, 19, 14 and 13.

**COLORADO 34, ARIZONA STATE 31****(SEPTEMBER 21, 2019)****SUN DEVIL STADIUM, TEMPE**

TEMPE, Ariz. — Colorado's James Stefanou broke a 31-31 tie with a 44-yard field goal with 2:03 left in the game and CU's defense then came up with a final defensive stand to give the Buffs a 34-31 win over No. 24 Arizona State at Sun Devil Stadium.

Colorado scored 24 points in the first half and added another touchdown in the third quarter, but it took Stefanou's field goal to make the difference in the Pac-12 opener for both teams. ASU had not given up a point in the first three quarters of a game this year.

The victory ended an 0-5 CU skid against the Sun Devils on their home turf and also gave the Buffs their first road win against a ranked team since 2002, ending a 29-game losing skein (the last win coming at UCLA on the same date 17 years earlier). It was also CU's second win over a ranked team this season, as the Buffs earlier knocked off No. 25 Nebraska in overtime by the same 34-31 score.

Colorado needed just five minutes to do what no one else had done against Arizona State in three games this year — score a first quarter touchdown. The Buffs took the opening kick and marched 75 yards to pay dirt for a 7-0 lead. Steven Montez completed passes of 17 yards to Dimitri Stanley, 10 to Brown and 23 to Laviska Shenault Jr. before Alex Fontenot crashed over the left side from 1-yard out.

The Buffs made it 14-0 on their next possession following a missed ASU field goal. Montez was again on target, completing throws of 15 yards to Fontenot and 6 to Brown before connecting with Brown again on a 29-yard score.

But ASU finally answered, going 76 yards for a score, with the big chunk a 53-yard scoring toss from Jayden Daniels to Brandon Aiyuk. ASU then recovered a fumble on

the ensuing kickoff and went 44 yards for another touchdown to tie the game at 14-14.

Colorado, however, quickly answered. The Buffs needed just 1:47 to go 61 yards and regain the lead, with Montez connecting with Brown again, this time from 31 yards out for a 21-14 CU lead.

The Sun Devils, though, carved out a response. ASU converted two third downs on its next possession, with Eno Benjamin capping the drive with a 3-yard scoring drive to tie the game again, 21-21, with 5:23 to go in the half.

That was enough time for CU to march downfield and pick up a 25-yard Stefanou field goal with 28 seconds left in the half for a 24-21 Buffs halftime lead.

The Sun Devils tied it up at 24-24 with a field goal late in the third quarter before Colorado regained the lead again. Montez hooked up with Brown for a 20-yard touchdown pass for a 31-24 lead with just 1:10 left in the third quarter. The Sun Devils quickly answered, getting a 39-yard touchdown pass from Jayden Daniels to Frank Darby, tying the game at 31-31 with 13:51 left in regulation.

The teams then traded a pair of empty possessions, with CU ending one ASU drive on an interception by Derrion Rakestraw. Then, after exchanging punts, Colorado put together the game-winning drive, ending with Stefanou's field goal.

That gave ASU one more chance, but the CU defense rose to the occasion. Colorado forced two Sun Devil incompletions before Terrance Lang came up with a huge sack on third down. That left ASU with a fourth-and-16 and CU again got pressure on fourth down to force an incomplection.

COLORADO	14	10	7	3	—	34
Arizona State	0	21	3	7	—	31

SCORING	Score	Time	Qtr
COLORADO — Fontenot 1 run (Stefanou kick)	7- 0	10:00	1Q
COLORADO — Brown 29 pass from Montez (Stefanou kick)	14- 0	1:18	1Q
Arizona State — Aiyuk 53 pass from Daniels (Zendejas kick)	14- 7	13:09	2Q
Arizona State — Benjamin 1 run (Zendejas kick)	14-14	10:41	2Q
COLORADO — Brown 31 pass from Montez (Stefanou kick)	21-14	8:45	2Q
Arizona State — Benjamin 3 run (Zendejas kick)	21-21	5:23	2Q
COLORADO — Stefanou 25 FG	24-21	0:28	2Q
Arizona State — Zendejas 23 FG	21-24	3:42	3Q
COLORADO — Brown 20 pass from Montez (Stefanou kick)	31-24	1:10	3Q
Arizona State — Darby 39 pass from Daniels (Zendejas kick)	31-31	13:51	4Q
COLORADO — Stefanou 44 FG	34-31	2:03	4Q

Attendance: 45,786 **Time:** 3:20

Weather (91°): clear skies, 12% humidity, 8 mph winds from the west

TEAM STATISTICS	COLORADO	ARIZONA ST.
First Downs.....	20	21
Third Down Efficiency (Fourth).....	10-17 (1-1)	8-13 (0-1)
Rushes—Net Yards	40-138	28-108
Passing Yards	337	345
Passes (Att-Comp-Int).....	30-23-0	39-24-1
Total Offense.....	475	453
Return Yards	9	0
Punts: No-Average.....	3-35.0	2-58.5
Fumbles: No-Lost.....	1-1	0-0
Penalties/Yards	3/30	3/39
Quarterback Sacks—Yards.....	1-6	0-0
Time of Possession.....	31:56	28:04
Drives/Average Field Position	10/C32	11/AS28
Red Zone: Scores-Attempts (Points).....	3-4 (17)	3-3 (17)

INDIVIDUAL STATISTICS

Rushing—Colorado: Fontenot 25-89, Mangham 7-23, Smith 4-15, Montez 2-10, Stanley 1-2, Team 1-minus 1. **Arizona State:** Benjamin 20-83, Daniels 5-16, Long 2-10, Team 1-minus 1.

Passing—Colorado: Montez 30-23-0, 337, 3 td. **Arizona State:** Daniels 39-24-1, 345, 2 td.

Receiving—Colorado: Brown 9-150, Nixon 6-98, Stanley 3-42, Fontenot 3-22, Shenault 1-23, Bisharat 1-2. **Arizona State:** Aiyuk 9-122, Williams 3-32, Kerley 2-59, Darby 2-49, Hodges 2-28, Newsome 2-25, Benjamin 2-0, Pearsall 1-19, Porter 1-11,

Punting—Colorado: Kinney 3-35.0 (39 long, 1 In20). **Arizona State:** Turk 2-58.5 (59 long, 1 In20).

Punt Returns—Colorado: Nixon 1-9. **Arizona State:** none. **Kickoff Returns—Colorado:** Nixon 3-98. **Arizona State:** Aiyuk 2-56.

Tackle Leaders—Colorado: Landman 8,1—9; Rakestraw 7,2—9; Van Diest 4,2—6; Lang 3,2—5; Onu 2,3—5; Miller 3,1—4; Sami 2,2—4; Tchangam 3,0—3; Taylor 2,1—3; Abrams 2,0—2; Falo 1,0—1; A.Jones 1,0—1. **Arizona State:** Thomas 9,2—11; Phillips 9,1—10; Butler 5,2—7; Fields 5,2—7; Lole 1,5—6; Lucas 3,2—5.

Quarterback Sacks—Colorado: Lag 1-6. **Arizona State:** none.

Interceptions—Colorado: Rakestraw 1-0. **Arizona State:** none. **Passes Broken Up—Colorado:** Onu 2, Abrams, Blackmon, Miller, Rakestraw, Tchangam.

Arizona State: Butler, Jones, Phillips.

GAME NOTES

The 91-degree temperature at kickoff tied for the eighth-warmest for a CU game in its history (the 18th of 90 or hotter; CU is 9-9 in these games) ... Mel Tucker is just the second Colorado coach to win his first two games against ranked opponents (Nebraska, Arizona State). Rick Neuheisel won his first three in 1995 (Wisconsin, Texas A&M, Oklahoma); the only other CU coach to win the first time he faced a ranked opponent was Gary Barnett (Oklahoma, 1999) ... The Sun Devils now lead the series by an 8-3 margin, as the Buffs won for the first time in Tempe (1-5) and for the first time in back-to-back games in the series (nine of the games have been at night: ASU leads those, 6-3) ... CU is 4-5 in Pac-12 conference openers (3-1 on the road), averaging 36.3 points in its three wins ... The Buffs are 82-42-2 all-time in conference openers, including a 5-15-1 mark against ranked teams ... CU's last win on the road against a ranked team was on this very date (Sept. 21) in 2002, winning 31-17 at UCLA (snapping a 17-year, 29-game losing streak) ... CU moved to 2-0 against ranked teams this year, equaling its total over the previous nine seasons ... CU scored a touchdown on its first drive of the game for the third time in four tries in 2019 ... Colorado drove into ASU territory on its first six possessions (running 27 of its first 49 plays in the plus-zone) ... CU didn't get called for a penalty until there was 1:33 left in the third quarter and just had three in the game (one an unsportsmanlike call when the officials saw the retaliation after an ASU hard tackle) ... The Buffaloes did not allow a sack for the second time this season, and has yet to allow one in the second half ... This was the first game in 2019 that Colorado outgained its opponent (475-453) ... CU has now scored 56 of its last 57 times in goal-to-go situations (47 TD/9 FG; CU was not charged with an attempt for taking a knee at the end) ... **PK James Stefanou** made the game winner with 2:03 left in the game (he also kicked the game winner in overtime versus Nebraska); it's the latest in regulation that CU won a game with a field goal since **Kevin Eberhart** made a 45-yard field goal as time ran out lead CU to a 27-24 win over No.3 Oklahoma in Boulder on Sept. 29, 2007.



COLORADO & CONFERENCE OPENERS

In 127 conference openers in its history, Colorado has compiled an **83-42-2** record (a 66.1 winning percentage), including a 38-17-1 mark at Folsom Field (53-17-1 at home overall) and a 30-25-1 mark on the road. Colorado was not a member of a conference from 1890-92 and did not play a conference schedule in 1905. Colorado was **7-8** in Big 12 Conference openers, as the Buffaloes started league play on the road six times in the final eight years it was a member of the league. CU is **5-5** in Pac-12 conference openers, averaging 36.3 points in its four wins and 20.4 in the five losses. The breakdown:

Colorado Football Association (13-2)

1893	COLORADO STATE	W	44-6
1894	DENVER	W	44-0
1895	DENVER	W	28-0
1896	at Colorado Mines	W	30-0
1897	at Colorado College	W	8-0
1898	at Colorado College	L	0-22
1899	at Colorado State	W	63-0
1900	COLORADO STATE	W	29-0
1901	at Colorado College	W	11-2
1902	DENVER	W	24-0
1903	COLORADO STATE	W	5-0
1904	at Colorado Mines	L	10-13
1906	DENVER	W	6-0
1907	DENVER	W	29-4
1908	at Colorado State	W	8-0

Colorado Faculty Athletic Conf. (1-0)

1909	at Colorado State	W	57-0
------	-------------------	---	------

Rocky Mountain Athletic Conf. (20-7-1)

1910	UTAH	W	11-0
1911	COLORADO COLLEGE	W	8-2
1912	at Colorado State	L	0-21
1913	COLORADO STATE	W	16-7
1914	at Colorado State	W	33-6
1915	COLORADO STATE	L	6-23
1916	WYOMING	W	16-10
1917	at Denver	L	0-7
1918	at Denver	L	0-6
1919	at Colorado State	L	7-49
1920	at Denver	W	31-0
1921	DENVER	W	10-7
1922	NEW MEXICO	W	3-0
1923	BRIGHAM YOUNG	W	41-0
1924	at Colorado College	W	26-0
1925	MONTANA STATE	W	23-3
1926	MONTANA STATE	L	3-6
1927	WESTERN STATE	W	25-6
1928	at Northern Colorado	W	21-6
1929	NORTHERN COLORADO	W	19-0
1930	at Utah State	T	0-0
1931	COLORADO MINES	W	27-0
1932	at Colorado Mines	W	31-0
1933	COLORADO MINES	W	42-0
1934	at Northern Colorado	L	7-13
1935	COLORADO MINES	W	58-0
1936	COLORADO MINES	W	33-0
1937	UTAH STATE	W	33-0

Mountain States Conference (8-2)

1938	at Utah State	L	0-20
1939	UTAH STATE	L	6-16
1940	at Utah State	W	26-0
1941	UTAH STATE	W	13-7
1942	at Utah State	W	31-14
1943	UTAH	W	35-0
1944	at Utah	W	26-0
1945	UTAH	W	18-13
1946	UTAH STATE	W	6-0
1947	BRIGHAM YOUNG	W	9-7

Big Seven Conference (6-5-1)

1948	at Kansas	L	7-40
1949	KANSAS	W	13-12
1950	at Iowa State	L	7-14
1951	KANSAS (#20)	W	35-27
1952	OKLAHOMA (#4)	T	21-21
1953	MISSOURI	L	16-27
1954	at Kansas	W	27-0
1955	KANSAS	W	12-0
1956	KANSAS STATE	W	34-0
1957	KANSAS	L	34-35
1958	KANSAS STATE	W	13-3
1959	at Oklahoma	L	12-42

Big Eight Conference (23-13)

1960	KANSAS STATE	W	27-7
1961	OKLAHOMA STATE	W	24-0
1962	KANSAS STATE	W	6-0
1963	at Kansas State	W	21-7
1964	KANSAS STATE	L	14-16
1965	at Kansas State	W	36-0
1966	KANSAS STATE	W	10-0
1967	IOWA STATE	W	34-0
1968	at Iowa State	W	28-18
1969	at Iowa State	W	14-0
1970	at Kansas State	L	20-21
1971	KANSAS STATE	W	31-21
1972	at Oklahoma State	L	6-31
1973	at Iowa State	W	23-16
1974	IOWA STATE	W	34-7
1975	at Oklahoma (#1)	L	20-21
1976	NEBRASKA (#6)	L	12-24
1977	OKLAHOMA STATE	W	29-13
1978	KANSAS	W	17-7
1979	at Oklahoma (#3)	L	24-49
1980	OKLAHOMA (#12)	L	42-82
1981	at Nebraska	L	0-59

1982	NEBRASKA (#7)	L	14-40
1983	MISSOURI	L	20-59
1984	at Missouri	L	7-52
1985	MISSOURI	W	38-7
1986	at Missouri	W	17-12
1987	at Oklahoma State (#19)	L	17-42
1988	OKLAHOMA STATE (#13)	L	21-41
1989	MISSOURI	W	49-3
1990	at Missouri	W	33-31
1991	MISSOURI	W	55-7
1992	at Missouri	W	6-0
1993	MISSOURI	W	30-18
1994	at Missouri	W	38-23
1995	at Oklahoma (#10)	W	38-17

Big 12 Conference (7-8)

1996	at Texas A&M	W	24-10
1997	TEXAS A&M (#21)	L	10-16
1998	BAYLOR	W	18-16
1999	KANSAS	W	51-17
2000	KANSAS STATE (#5)	L	21-44
2001	KANSAS	W	27-16
2002	KANSAS STATE (#13)	W	35-31
2003	at Baylor	L	30-42
2004	at Missouri	L	9-17
2005	at Oklahoma State	W	34-0
2006	at Missouri (#25)	L	13-28
2007	OKLAHOMA (#3)	W	27-24
2008	TEXAS (#5)	L	14-38
2009	at Texas (#2)	L	14-38
2010	at Missouri (#24)	L	0-26


Pac-12 Conference (5-5)

2011	WASHINGTON STATE	L	27-31
2012	at Washington State	W	35-34
2013	at Oregon State	L	17-44
2014	ARIZONA STATE (#16)	L	24-38
2015	OREGON	L	24-41
2016	at Oregon	W	41-38
2017	WASHINGTON (#7)	L	10-37
2018	UCLA	W	38-16
2019	at Arizona State	W	34-31
2020	UCLA	W	48-42

SIGNATURE CONFERENCE OPENER ANNIVERSARY GAME —70th—Oct. 6, 1951). Kansas

became just the third nationally ranked team to ever visit Boulder; the two previous ones left wins with (#18 Colorado College in 1943, 16-6; and #3 Oklahoma in 1950, 27-18). However, the No. 20 Jayhawks wouldn't be as fortunate, as Colorado recorded its first-ever win over a ranked team, 35-27. Zack Jordan scored on a 2-yard run and after stopping KU on offense, **Woody Shelton** handed the ball to **Tom Brookshier** (right) on a punt return reverse that covered 65 yards and CU was on top early, 14-0. Kansas would cut the lead to 14-13 at halftime, but never got any closer; despite holding a 238-78 advantage in total offense, three lost KU fumbles stifled its attack (two in the first two minutes). CU set the tone for the remainder of the game, opening the second half with an 8-play, 80-yard drive that

featured a 23-yard run by Jordan and a 29-yard TD gallop by **Ron Johnson**. KU pulled back to within a point, 21-20, at the end of the quarter, but **Lee Venzke** would score one TD rushing followed by one receiving to kept the Jayhawks at an arm's length the remainder of game. CU closed the gap in offense to 373-311 and forced a fourth KU turnover. Johnson ran for 81 yards and Shelton 67, and CU did own a huge edge in return yards, 106-16. (Brookshier after a professional career with the Philadelphia Eagles, of course, went on to team with Pat Summerall in calling NFL games years on CBS.)



**FIFTY-YEARS AGO: 1971 FLASHBACK SERIES GAME 4 (Colorado 31, Kansas State 21)**

Colorado at 3-0 with two impressive road wins came in as 14-point favorites against the 2-1 Wildcats in the conference opener for both teams. The Buffs had won 15 of the last 17 meetings, though K-State won the '70 game in Manhattan, 21-20 (the Buffs missed a PAT kick to tie the game with 7:05 to play, but KSU ended the game at the CU 1 and were thus in position to score). The pass-happy Wildcats had torched the CU defensive backfield for over 600 yards the previous two games and were coming a second-place finish in the league in 1970, so the Buffs were certainly wary of the challenge they imposed.

Colorado came in as one of the top rushing teams in the nation, averaging 328 yards per game (and a healthy 430 overall on offense); Kansas State countered by being in the top five against the run, allowing paltry numbers of 43 yards per game and 1.4 yards per carry (and just 167 yards total overall as well as just 27 points in three games). A classic top offense versus top defense battle, and it was obvious for CU to find its passing game to avert any kind of upset.

The KSU run defense was as advertised: CU had 37 rushes for 97 yards, though Charlie Davis, who came in averaging 139 yards per game, lost 29 yards when he was credited with fumbling three bad pitches and finished with 16 yards total. But ... the Buffs found a passing game and then some; Ken Johnson completed 14-of-28 passes for a CU record 276 yards. It broke Jim Bratten's mark of 251 yards two years earlier against the Wildcats and was the second-most in game in CU history (to 288 ... against guess who in 1968: Kansas State).

And that's exactly what Kansas State head coach Vince Gibson was worried about — that the Buffs would come out passing. And a receiver did score the first CU touchdown, but once again, Cliff Branch did so by returning a punt, this one covering 59 yards just under six minutes into the game. Each team then ran three plays on their next possession, fumbling the ball to the other; KSU took over at the CU 20 and converted twice on third down to get into the end zone at tie the game at 7-7. Two series later and early in the second quarter, a carbon copy situation led to a CU score: the Wildcats fumbled on third down with Randy Geist recovering at the KSU 19. Charlie Davis hauled it in from a yard out on the fifth play after the turnover, and with J.B. Dean's PAT kick, CU was up 14-7. That score held at intermission.

The Wildcats weren't going away — not by any means. Driving 54 yards in five plays, they tied the game at 14-all on a 12-yard run by quarterback Dennis Morrison. CU came right back with a nine-play drive, highlighted by a 25-yard run by Johnson, but it stalled at the KSU 17 where Dean made good on a 34-yard field goal and CU was back on top, 17-14. Then K-State countered right away with an 81-yard march, with three different plays netting 14 yards and a face mask penalty on the Buffs adding 15 more, setting KSU up at the CU 17. When Morrison connected with Fred Merrill, the Wildcats had their first — but only — lead of the game at 21-17 with 5:25 left on the clock in the third quarter.

The Folsom Field crowd was no doubt getting nervous, especially after CU fumbled the ball back to K-State three plays later. Facing a 4th-and-5 at the CU 21, the Wildcats faked a field goal and converted for an apparent first down, but were flagged for an ineligible receiver downfield. A subsequent 54-yard field goal was long enough but (*use your best Bob Uecker impersonation*): was just a bit outside and the Buffs took over at their own 20. CU took no prisoners on the possession, driving 80 yards in seven plays: Johnson started it off with a 20-yard run, then connected with Branch for 31 yards to the KSU 34 (on third-and-15). Davis then scooted around the right end to the 20, and two plays later, the Johnson-to-Branch combo yielded a touchdown and CU was back ahead, 24-21, with only two ticks left on the third quarter clock.



Ken Johnson set a record at the time with 276 passing yards.

Defense then took over. K-State went three-and-out on its next three drives, gaining only 10 total yards; but CU did the same on its next pair, netting only six. But the clincher came next: taking over at midfield with 8:52 remaining, the Buffs scored in six plays (all passes): the first from Johnson to tight end Bob Masten for 20 yard to the KSU 30 (on 3rd-&-10), then a 7-yard pickup from Johnson to Willie Nichols. On 3rd-&-3, Johnson found Nichols over the middle for 23 yards and the game's final points with 7:14 left.

The Wildcats did drive 80 yards from their own 11 to the CU nine, but the possession died on an overthrown pass in the end zone. The Buffs used two huge pass plays to get out their end, first a 44-yard bomb from Johnson to Branch and then a 40-yard pass in the flat to Nichols for 40 more. That possession ended on fourth-and-goal at the KSU 4 and just 35 seconds on the clock.

Johnson also led CU in rushing yards with 56, while Branch hauled in three passes for 94 yards and Nichols four for 85. Branch had 217 all-purpose yards on the day. CU once again had to overcome a deficit in the turnover game (4-2 this time).

Geist led the defensive effort with 15 tackles (seven solo), with Bud Magrum and Carl Taibi racking up 13 each and Billie Drake 11. For the second straight game, the opponent had a substantial edge in plays (83-65), but the Buffaloes were outgained by just 397-373; KSU was limited to 178 passing yards (completing just 15-of-32 throws). In the return yardage game, CU (well, Branch) held a hefty 106-0 edge.

K-State went on to finish 5-6, earning league wins on the road over Missouri and Oklahoma State and would tie for fifth in the standings with the Tigers and Kansas with a 2-5 mark. One of the losses was a massive 75-28 setback against Oklahoma at home (a week after OU dispatched the Buffaloes); the Sooners figured out KSU's rush defense: they ran for 711 yards and 10 TD's.

Colorado, 4-0 for just the third time since 1958, now faced two consecutive daunting road games, the first against a revenge-minded Iowa State team (who CU beat 61-10 in 1970) and then at No. 2 Oklahoma. The Cyclones were 3-0 and the Buffs were their conference opener; ISU was 3-0 when it rolled into Boulder the previous year and went on to finish 5-6.


NOTE: Colorado played just five home games in 1971, the first season the NCAA allowed schools to play 11 regular season games. But that ruling didn't come down until mid-November 1970, so schools were scrambling for that 11th game. The start of the season could now begin the second Saturday in September, and that's how the game at LSU came about. CU added California at home to open the '72 and '75 campaigns and road games at LSU in both '73 and '74 (meaning Bill Mallory's first two games as CU head coach in 1974 were at No. 9 LSU and then at No. 6 Michigan—with No. 11 Wisconsin in game three at home). Back to '71—the crowd for the Kansas State game was a season-high 47,740.

**WHERE THEY FELL BY GAME NUMBER ON THE SCHEDULE: GAME 4's**

A closer look at the probable top three "game 4's" in Colorado history:

#1—1990: Colorado 29, Texas 22 at Austin.


One of the key points in CU's national championship run, things hadn't gone CU's way after its stellar '89 run. A tie with Tennessee in the Disneyland Pigskin Classic, a last-minute win over Stanford and a 1-point loss at Illinois had the Buffs at 1-1-1 a quarter of the way through the season, not to mention dropping from a preseason ranking of fifth down to No. 20. Texas, ranked 22nd, jumped to a 7-0 lead, but the Buffs rallied to lead 14-13 at halftime. The Longhorns dominated the third quarter (119-11 in yardage) and scored a TD, though missed the two-point conversion and took a 19-14 lead into the final stanza. What transpired between the quarter break turned into CU lore: as the defense was lumbering down to the other side of the field with Texas facing a 2nd-and-5 at the CU 6, **Eric Bieniemy** (right) and the entire offense cut their teammates off and proceeded to provide inspiration seldom matched before or since. When play resumed, **Chad Brown** stuffed UT back Adrian Walker for a 1-yard game, and on third down, **Deon Figures** broke up a pass intended for Kerry Cash in the end zone. Texas was forced to go for a field goal and led, 22-14, with 14:12 to play. Bieniemy capped a nine-play drive with a 4-yard TD run, but CU missed the two-pointer and trailed, 22-20 (10:10 remaining). CU forced UT into a three-and-out, with **Dave McCloughan**, who would lead the nation in punt returns, scooting 31 yards to set the Buffs up at the Texas 35. Bieniemy again capped the drive with a 2-yard score and CU retook the lead at 27-22 with 5:57 left. UT drove to the CU 40, where quarterback Peter Gardere was sacked on fourth down by **Garry Howe**. CU burned up most of the clock, and Tom Rouen pinned UT deep at its own 3. **Alfred Williams** sacked Gardere in the end zone for a safety and a UT onside kick attempt was recovered by **George Hemingway** to seal the win, the first of what would be a season-ending 10 in a row that propelled the Buffs to the national title. Bieniemy ran for 99 yards and three touchdowns, with Hemingway adding 76 on just seven tries.

**#2—1989: Colorado 45, Washington 28 at Seattle.**

Following an emotional week after quarterback **Sal Aunese** passed away on Saturday, Sept. 23 due to complications from stomach cancer (when CU had a bye; over 2,000 people including the full team attended a memorial service for him the following Monday on campus at Macky Auditorium), the Buffs roll into Washington and blowout the No. 21 Huskies, 45-28. Colorado used the win to rise to No. 3 in the nation, leading 38-6 entering the fourth quarter (after spotting UW a 3-0 lead, CU scored 38 points in the next 30 minutes). The Buffaloes gained 420 yards rushing as **Eric Bieniemy** and **J.J. Flannigan** combined for 167 of those and three scores as 11 different ball carriers combined to help CU average a whopping 7.0 yards per attempt. **Alfred Williams** had 14 tackles and **Bruce Young** 10 tackles and two interceptions to lead the defense, as CU forced four turnovers to constantly stall the UW offense. The Husky athletic department was first class all the way, providing a moment of silence for Aunese prior to kickoff; it led to one of the most iconic photos in school history, the entire team kneeling and pointing to the sky for their fallen comrade.

#3—2002: Colorado 31, UCLA 17 at Pasadena.

A week after losing at home to No. 17 Southern Cal, 40-3, on national television (ABC), the Buffs had another national affair on ABC, but on the road at No. 20 UCLA. The USC loss dropped CU out of the polls, and the network wasn't overly excited that it had the Buffaloes two weeks in a row. After a scoreless first quarter, UCLA jumped out in front 7-0 on the first play of the second, but that's when Colorado got its wakeup call; **Chris Brown** would rush for 188 yards and three touchdowns, his first from 19 yards out to tie the game a little over a minute later. That ignited a 31-3 run over the next 35 minutes and would be the first of eight wins in nine games for the Buffaloes. **Patrick Brougham** made good on three field goal tries, the first two netting CU a 13-7 lead. A key play turned the game in CU's favor for the duration: after a **Kory Mossoni** interception set CU up at UCLA's 41-yard line, a trick play saw **Barry Kunkel** connecting on a throwback pass to quarterback **Robert Hodge** for a 29-yard gain. Two plays later, Brown scored and the game was essentially in the bag. **Donald Strickland** led the defense with six tackles (five solo) and three pass deflections.

**THIS WEEK'S HISTORICAL NOTE / 1989**

Thirty-two years ago, on Sept. 23, 1989, CU quarterback **Sal Aunese** passed away due to complications from stomach cancer after a nearly six-month battle against the disease after being diagnosed with the disease in March. Colorado rolled to wins its first three games, toppling Texas (27-6), Colorado State (45-20) and over No. 10 Illinois (38-7), rising to the No. 5 in the nation. Aunese attended that last game on Sept. 16, one week before he passed, which happened when CU had a bye. There was a memorial service the following Monday at Macky Auditorium; the team departed for Seattle on Friday. After spotting the Huskies a 3-0 early lead, the Buffs worked to a 21-6 halftime advantage on two touchdown runs by Eric Bieniemy and one by J.J. Flannigan. Colorado then broke the game open with 17 points in the third quarter, led 38-6 entering the fourth en route to a 45-28 win (the Huskies added two cosmetic touchdowns in the final six minutes). The Buffs used the win to rise to No. 3 in the nation, as CU gained 420 yards rushing as Eric Bieniemy and J.J. Flannigan combined for 167 of those and three scores. CU eventually climbed into the No. 1 spot in both major polls for the first time in its history, finishing 11-0 for the regular season and winning its first Big 8 Championship since 1976. Only a 21-6 loss to Notre Dame in the Orange bowl prevented the Buffs from winning the title.

PAC-12 SNAPSHOT SAMPLE: THE LAST 50

Here's a look at the overall records of the Pac-12 schools dating back their last 50 games (back into the 2016 or 2017 seasons until present):

	W	L	Pct.		W	L	Pct.		W	L	Pct.
Oregon	35	15	.700	Stanford.....	30	20	.600	California	23	27	.460
Washington	34	16	.680	Washington State	29	21	.580	UCLA	19	31	.380
Southern California	33	17	.660	Arizona State	26	24	.520	Arizona	17	33	.340
Utah	32	18	.640	Colorado.....	23	27	.460	Oregon State	14	36	.280

**BROUSSARD: BACKGROUND TO BRUISING & RECORD SETTING DEBUT**

Background: Sophomore **TB Jarek Broussard** was a member of CU's 2018 recruiting class: he initially tore the ACL in his left knee in high school, but by the time he arrived on campus, he was still in the rehab progression; he thus redshirted that fall (2018). Then in 2019, near the end of CU's August camp, he again tore the ACL in the same knee and subsequently had a second surgery (on Sept. 6) and again missed the full season. He began a second rehabilitation immediately, and would spend the remainder of the fall, all of winter, and then the entire lockdown due to the COVID-19 pandemic in Boulder working with CU's sports medicine staff with his rehab. *"He has done an incredible job with his rehab and is truly a lesson in delayed gratification,"* said **Andrew Hamstra**, Colorado's head football trainer. He finished as the third-leading rusher in 2020, averaging 149.2 yards per game and was a co-recipient of the Mayo Clinic Comeback Player of the Year Award.

When he was finally cleared to participate, he started showing flashes in CU's 2020 fall camp and emerged as the starter at tailback for the season opener. He came out raring to go in Colorado's 48-42 opening win over UCLA on its roster. Of the seven occasions where a player rushed for at least 100 yards in his first game in a CU uniform, he recorded the most yards (note: freshmen were ineligible from 1953-1971; #—in Denver):

Player, Class	Opponent	Date	Att.	Yards	TD	Player, Class	Opponent	Date	Att.	Yards	TD
Jarek Broussard, Soph.	UCLA	11/07/20	31	187	3	Travon McMillian, Gr.	#Colorado State	8/31/18	10	103	1
Charlie Davis, Soph.	at Louisiana State	9/11/71	20	174	2	Marcus Houston, Fr.	#Colorado State	9/02/00	18	100	1
Michael Simmons, Fr.-RS	OREGON	9/12/87	18	142	1	Ron Rieger, Soph.	TULSA	9/20/69	23	100	1
John Bayuk, Soph.	DRAKE	9/18/54	16	124	2						

As far as the first start at the tailback position, Broussard's effort ranked as the third-most yards gained (all other players in the top 10 appeared in games at previous positions (Pritchard started his only game at tailback in his career in the '90 season opener versus Tennessee (subbing for Eric Bieniemy; he and Flannigan appeared at halfback on several occasions before CU moved to the I-Bone in 1989 and went with one featured back instead of two halfbacks); Anderson was a quarterback for two-plus seasons who was moved to tailback the third game of the '69 season). The top efforts in a first start at tailback in CU history (a—first game in a CU uniform):

Player, Class	Opponent	Date	Att.	Yards	TD	Player, Class	Opponent	Date	Att.	Yards	TD
Mike Pritchard, Sr.	Tennessee (at Anaheim)	8/26/90	20	217	2	Rashaan Salaam, Jr.	NEBRASKA	10/30/93	25	165	2
Billy Waddy, Fr.	at Wisconsin	9/22/73	24	202	2	Bobby Anderson, Sr.	INDIANA	10/04/69	29	161	3
*Jarek Broussard, Soph.	UCLA	11/07/20	31	187	3	Tony Reed, Sr.	MISSOURI	10/18/75	22	153	3
J.J. Flannigan, Sr.	KANSAS	10/21/89	10	178	3	Marcus Houston, Fr.	at Southern California	9/09/00	25	150	04

- ➔ Broussard earned the Pac-12 Conference's Offensive Player-of-the-Week honor for his efforts, just the second Buffalo running back to do so since CU joined the Pac-12 in 2011; **Phillip Lindsay** won in 2017 for the Arizona State game. Rodney Stewart won it twice in the Big 12 Conference (2009 vs. Kansas, 2010 vs. Kansas State), otherwise you have to go back to 2002 when Chris Brown earned it twice (against UCLA and Kansas).
- ➔ Not only did Broussard set the record for the most rushing yards gained (187) in the first game in a CU uniform, he also set the record for yards from scrimmage (208) and all-purpose yards (221).

BROUSSARD PART 2: JOINS MORE ELITE COMPANY

Broussard had a second 100-yard game at Stanford (27-121), and in the process became the seventh Buffalo (on eight occasions) to rush for 100 or more yards in the first two games of a season, and the first to do so in 15 years, or when **TB Hugh Charles** did it against Colorado State and New Mexico State to open the 2005 season. He joined **TB Charlie Davis** (1971) and **TB Marcus Houston** (2000) as the only three to do it in their first two career games,

- ▶ With **124** yards against San Diego State, he joined Davis as the only ones to rush for 100 or more in the first three games of a CU career.
- ▶ Then, with **301** yards at Arizona, he has now rushed for more yards in the first four games of a season than any player in Colorado history, and is the first to hit the century mark or more for the first four games of a CU career. He also became just the fourth player in Division I-A/FBS since 1996 to gain 100 or more yards in the first four games of his career (*chart below*).

MOST RUSHING YARDS / FIRST FIVE CU GAMES IN ANY SEASON

Player, Class	Season	Att.	Yards	Avg.	TD	100-yd Gm	Player, Class	Season	Att.	Yards	Avg.	TD	100-yd Gm
Rashaan Salaam, Jr.	1994	135	893	6.61	12	4	Kayo Lam, Sr.	1935	74	670	9.05	6	3
Jarek Broussard, Soph.	2020	129	813	6.30	3	4	FIRST FIVE GAMES PLAYED IN A SEASON (he did not play in the opener):						
Chris Brown, Jr.	2002	116	678	5.84	8	3	Eric Bieniemy, Sr.	1990	139	735	5.29	7	4

MOST 100-YARD GAMES TO BEGIN DIVISION I CAREER (since 1996):

Player, Class	Cl.	Season	No.	Att.	Yards	Avg.	TD	Player, Class	Cl.	Season	No.	Att.	Yards	Avg.	TD
Adrian Peterson, Oklahoma	Fr.	2004	9	239	1,373	5.74	9	Anthony Davis, Wisconsin	Fr.	2001	4	98	614	6.27	1
Rudi Johnson, Auburn	Jr.	2000	5	134	716	5.34	7	Jarek Broussard, Colorado	Soph.	2020	4	115	733	6.37	3

300-YARD RUSHING GAMES / CU HISTORY

Yards (Att-TD/Avg.)	Player	Opponent	Date	Yards (Att-TD/Avg.)	Player	Opponent	Date
342 (34-1/10.1)	Charlie Davis	Oklahoma State	Nov. 13, 1971	309 (25-2/12/4)	Chris Brown	at Kansas	Oct. 12, 2002
317 (35-1/ 9.1)	Rashaan Salaam	at Texas	Oct. 1, 1994	301 (25-0/12/0)	Jarek Broussard	at Arizona	Dec. 5, 2020

- ▶ Against Arizona, his **155** yards in the second quarter (on eight carries) set a CU record for **rushing yards** in a quarter and was also a school record for **all-purpose** yards in a quarter. His **184** rushing yards in the first half is the second-most for a half, behind 206 by Davis against Oklahoma State in Boulder on Nov. 13, 1971.
- ▶ And in the win over the Wildcats, he set the school record for most 50+ yard rushes in a game with three (**75, 72, 59**); several had two.
- ▶ Broussard accounted for **38.6** percent of CU's total offense in 2020 (813 of 2,105 yards); in 1994, CU's Heisman Trophy winner, Rashaan Salaam, ran for 2,055 yards, which was **37.7** percent of CU's 5,448 yards on offense.
- ▶ Broussard leads the Pac-12 in rushing (**162.6** yards per game); he can become the first Buff to lead a conference since 2002 (**TB Chris Brown**, 153.4, Big 12).

Broussard earned **first-team All-Pac-12** honors (AP, Coaches), the first CU running back make first-team all-conference since **Chris Brown** in 2002. Also named the league's **Offensive Player of the Year** (Coaches, co-honors from the AP), he's the first since Brown to earn a similar honor (2002, Big 12 for Brown), and the sixth on offense in CU history, joining **QB Darian Hagan** (his position coach, 1989 Big 8), **TB Eric Bieniemy** (1990, Big 8), **WR Charles E. Johnson** (1993, Big 8), **TB Rashaan Salaam** (1994, Big 8, his Heisman Trophy Year) and Brown.

BROUSSARD EARNS MAYO CLINIC COMEBACK PLAYER OF THE YEAR HONORS

Sophomore tailback **Jarek Broussard** was named one of three annual recipients of the **2021 Mayo Clinic Comeback Player of the Year Award**.

A member of CU's 2018 recruiting class, Broussard initially tore the anterior cruciate ligament (ACL) in his left knee in high school, but by the time he arrived on campus, he was still in the rehab progression; he thus redshirted that fall. Then in 2019, near the end of CU's August camp, he again tore the ACL in the same knee and subsequently had a second surgery and again missed the full season. He began a second rehabilitation immediately, and would spend the remainder of the fall, all of winter, and then the entire lockdown due to the COVID-19 pandemic in Boulder working with CU's sports medicine staff with his rehab.

After an injury sidelined **Alex Fontenot**, the returning starting tailback, Broussard moved from third on the depth chart into the top spot by the time CU opened its 2020 season against UCLA on Nov. 7. He would have a record-setting performance against the Bruins in CU's 48-42 win, rushing for the most yards (187) in the first game in a CU uniform, as well as for those for yards from scrimmage (208) and all-purpose yards (221). He was named the Pac-12 Offensive Player of the Week for his performance, an honor he would earn four weeks later when he rambled for 301 yards in a 24-13 Buff win at Arizona, just the third 300-yard single game rushing performance in school history.

Also named the Pac-12 Conference's Offensive Player of the Year (by both the AP and the league coaches), he finished the regular season as the NCAA's second-leading rusher, averaging 162.6 yards per game; three-fourths of the way through the bowls, he's still third, with a 149.2 per game norm (895 yards in six games) after gaining 82 yards in the Alamo Bowl against Texas. He became just the fourth player in the NCAA since 1996 to open a career with four consecutive 100-yard rushing games, with Oklahoma's **Adrian Peterson** the last to do so in 2004.

"Winning the Comeback Player of the Year Award is a great honor, Broussard said. "I'd like to thank the Mayo Clinic, CoSIDA, the AP and Fiesta Bowl for making this award possible and honoring me with it.

"First and foremost, this is a team award," he continued. "I really need to recognize and thank the support I received from my coaches and teammates, especially my offensive line, and all the people in sports medicine who were with me throughout. They all believed in me. Even making a finalist for this prestigious award showed that all the hard work coming back from two knee surgeries was worth it, and winning it is truly special."

"I remember back in March, we weren't sure if he'd be ready by the fall; he wasn't ready to participate in spring practices had we been able to have them," Colorado head coach **Karl Dorrell** said. "So he was one of those guys that was just on the peripheral of our thoughts, and it was, 'We'll see if he's ready for camp, where he would be in our depth chart, things like that.'

"So for that scenario to happen back in March and how we ended camp, he was our best player in that position," Dorrell added. "He's come a long way, from where we weren't sure if he was going to be healthy enough to play to becoming the conference's player of the year, a first-team All-Pac-12 performer and now one of the three comeback players of the year. A truly great story of perseverance."



Broussard's position coach, **Darian Hagan**, echoed Dorrell's sentiments, and along the way gave the CU sophomore some very sound advice.

"I am so proud of Jarek, how far he's come after what he's been through," Hagan said. "It takes a lot out of you not only physically but mentally to comeback after one knee surgery, much less two. But he was all-in to do everything he needed to do in his rehabilitation and more, it proves good things can happen when perseverance prevails."

Hagan should know; he suffered a torn ACL in the '91 Orange Bowl but worked hard to return for his senior season that fall, not only in his third year as CU's starting quarterback, but also as the team's punt return to help his professional prospects. He knew how much potential Broussard had when he recruited him out of Dallas' Bishop Lynch High School. That carried over to CU's preseason camp.

"Just watching him with the ball in his hands, we had nobody on our defense who could tackle him," Hagan said. "I knew that he had that special trait that you want as a running back. Then, unfortunately, he gets hurt again. I sat down with him and told him he needed to be all-in with his rehabilitation, and that he needed to make his injured leg bigger and stronger than his healthy one. He took it to heart and everyone can see the results."

"He has done an incredible job with his rehab and is truly a lesson in delayed gratification," said **Andrew Hamstra**, Colorado's head football trainer.

The other two recipients for the 2020 honor were **Kenneth Horsey**, a sophomore offensive lineman for the University of Kentucky, and **Silas Kelly**, a senior linebacker at Coastal Carolina University. The three football student-athletes overcame injury and illness to excel on the field this season. They were selected by a vote of Associated Press college football writers and were officially recognized during the PlayStation® Fiesta Bowl.

BROUSSARD BACK-TO-BACK

TB Jarek Broussard scored CU's first points of the year the last two seasons; when Bobby Anderson did the same in 1967-68 (the fifth to do so twice in school history), it didn't occur again until **WR Roman Hollowell** scored on a TD reception in 1999 and then on a punt return in 2001. Since, it's become common place: **TB Bobby Purify** (2003-04), **PK Mason Crosby** (2005-06), **WR Scotty McKnight** (2007-08), **WR Paul Richardson** (2011-13) and **WR Nelson Spruce** (2012, 2014). No player has scored CU's first points of a season three times.

MARCH TO 1,000

TB Jarek Broussard has 966 career rushing yards in just eight regular season games (CU doesn't include bowl stats in season or career records). The fastest to 1,000 in the number of games played is **Charlie Davis**, who reached the pinnacle in his 10th game, the 10th of his sophomore season in 1971 (doing so on a 67-yard TD run). He has the 966 yards in 161 carries; **Eddie Dove** (1956-58) hit 1,000 yards on his 139th carry, **Carroll Hardy** (1951-54) did it on his 148th rush, **Frank Bernardi** (1951-54) on his 156th and Davis on his 163rd. **Eric Bieniemy** (1987-90) is next, on his 181st attempt.

**LANDMAN BACK; BUTKUS SEMIFINALIST, NATIONAL PLAYER OF THE WEEK RETURNS FOR SUPER SENIOR YEAR**

Prior to suffering a torn Achilles tendon last Dec. 12 against Utah (he has since returned to 100 percent), senior **ILB Nate Landman** had a “landmark” two weeks, beginning with a monster effort in CU’s 20-10 win over San Diego State. Against the Aztecs, he recorded 11 tackles (10 solo), which included six stops at or behind the line of scrimmage: three quarterback sacks, a tackle for loss, and two tackles for zero gains. He had four third down stops, as all three of his sacks were on third downs, and added a pass broken up (also on third down) and a touchdown save. He was in for all 59 snaps on defense, and on special teams duty, he added a forced fair catch on punt coverage. On Sunday (Nov. 29), Landman was selected as the **Walter Camp Football Foundation’s National Defensive Player of the Week**, the first defensive Buffalo to earn the honor since **CB Terrence Wheatley** for his three interception game at Texas Tech in 2007. Otherwise, you have to go back to 1996 for the player previously honored, **FS Steve Rosga** against Oklahoma State.

He was included as one of 16 semifinalists for the 36th annual Butkus Award by its selection committee. The Buffaloes have two previous winners, **Alfred Williams** (1990) and **Matt Russell** (1996); two runner-ups, **Ted Johnson** (1994) and **Jordon Dizon** (2007), and one other semifinalist, **Greg Biekert** (1992). Russell also finished fourth for the honor in 1995. The 2020 Butkus Award was eventually won by Notre Dame’s Jeremiah Owusu-Koramoah.

Landman led the team in tackles in 2020 with 61, and also has team-bests of 13 third down stops (including two on fourth down), and seven tackles for zero which also gave him a team-high of 14 stops at or behind the line of scrimmage when including his eight TFL’s. (*Career numbers and ranks below.*)

And later on that same Monday, he was named the Pac-12 Conference’s Defensive Player of the Week for the second time this season (also for CU’s win at Stanford); the last CU defensive player to win twice in the same season was **SS Tedric Thompson** in 2016 (for the Stanford and Utah games). Other players on the defense who have been recognized twice in a season as conference players of the week include **DE Bill Brundige** (1969), **ILB Bill Roe** (1979), **DT Art Walker** (1989), **OLB Darin Schubeck** (1986) and **FS Steve Rosga** (1996); Roe is the only one to also win in back-to-back games. Landman has now earned the honor three times, joining Rosga, **ILB Greg Biekert** as three-time defensive POW selections in their careers.

But wait – there was more: on Dec. 1, the FWAA named him as the **Bronko Nagurski National Defensive Player of the Week**, the second time in his career that he has been afforded that honor (also for the 2018 Nebraska game). He’s the third Buffalo to win the Nagurski honor since its inception in 2001; Wheatley won it in 2007 for the Texas Tech game. Then on Dec. 8, the Maxwell Club tabbed him as the **Chuck Bednarik National Defensive Player of the Week** for his monster game at Arizona (17 tackles, 14 solo, three for losses including a sack, four third stops and two tackles for zero). He is also one of 24 semifinalists for the **Lott Impact Award**.

LANDMAN’S LANDMARKS

All-American candidate and second-time senior **ILB Nate Landman** has healed from a torn Achilles suffered against Utah in the fifth game of the 2020 season. A roll call of what he has accomplished in a CU uniform:

- He is bidding to become the first player in school history to lead the team in tackles four times.
- He has cracked the top 10 of CU’s all-time tackle list, as his **370** is now eighth in all-time in total stops, while his **259** unassisted stops are fourth; he is also tied for sixth in tackles for loss with **39**, is first in third down stops with **51**, is first in fourth down stops (**8**) and tied for 32nd in quarterback sacks (**11**, but tied for third among inside linebackers).
- He recorded **200** career tackles in just 24 career games on defense and hit **300** in 33 career contests. Only five players have **400** or more (all-time leader **Barry Remington** reached 400 in his 31st game).
- He had **137** tackles in 2019 (**112** solo), or **11.4** per game; he finished with the most stops since **ILB Jordon Dizon** racked up 160 in 2007 (120 solo). The **137** tied him for the 14th-most in a single season at Colorado.
- His **112** solo tackles in 2019 ranked as the second-most in a single season, the fourth Buff to reach the century mark. Only **ILB Jordan Dizon** had more (120 in 2007); **ILB Greg Biekert** (105 in 1990) and **ILB Ray Cone** (102 in 1982).
- He had **16** unassisted tackles at Oregon in 2019 (16TT), tied for the fifth-most solo stops in school history.
- Landman’s **137** tackles in 2019 were one more than the next two players combined (**136; 69** by Davion Taylor and **67** by Mikial Onu); since CU started keeping tackle statistics in 1964, that’s the first time that the team leader had more than the next two players combined.
- In his first career start on defense (2018 opener against CSU) he was in on **14** tackles (four solo), tying for the most tackles in a first career start.
- He has **20** double-digit tackle efforts in **38** career games (two this season; his personal best in tackles (19, 11 solo) came at Utah in 2018). The list:

**LANDMAN’S TOP DOUBLE-DIGIT EFFORTS (20)**

TT (UT,AT)	Opponent	Date	TT (UT,AT)	Opponent	Date	TT (UT,AT)	Opponent	Date
19 (11,8)	UTAH	Nov. 17, 2018	14 (4,10)	Colorado State	Aug. 31, 2018	11 (10,1)	SAN DIEGO STATE	Nov. 28, 2020
18 (14,4)	MINNESOTA	Sept. 18, 2021	14 (7,7)	at Nebraska	Sept. 8, 2018	10 (7,3)	WASHINGTON	Nov. 23, 2019
17 (14,3)	at Stanford	Nov. 14, 2020	14 (12,2)	NEBRASKA	Sept. 7, 2019	10 (8,2)	at Utah	Nov. 30, 2019
17 (14,3)	at Arizona	Dec. 5, 2020	13 (10,3)	OREGON STATE	Oct. 27, 2018	10 (6,4)	at Arizona	Nov. 2, 2018
16 (16,0)	at Oregon	Oct. 11, 2019	12 (6,6)	at Washington	Oct. 20, 2018	10 (8,2)	Texas A&M	Sept. 11, 2021
15 (10,5)	AIR FORCE	Sept. 14, 2019	11 (5,6)	at Southern Cal	Oct. 13, 2018			
15 (11,4)	at UCLA	Nov. 2, 2019	11 (11,0)	Colorado State	Aug. 30, 2019			
TT (UT,AT)	Opponent	Date	TT (UT,AT)	Opponent	Date			
			11 (10,1)	ARIZONA	Oct. 5, 2019			

MOST CAREER GAMES/DOUBLE-DIGIT TACKLES: Barry Remington 26 (1982-86); Greg Biekert 25 (1989-92); Matt Russell, 25 (1993-96); Ted Johnson, 23 (1991-94); Jordan Dizon, 20 (2004-07); **Nate Landman 20 (2017-21)**; Jashon Sykes, 19 (1998-2001); Chad Brown, 18 (1989-92).

CU INSIDE LINEBACKER: QUARTERBACK SACKS

Season: Steve Doolittle 6-36 (1979); Jashon Sykes 5½-21 (2000); Thaddeus Washington 5-36 (2005); ; **Nate Landman, 5-10, 2020**; Phil Irwin 4½-28 (1969); Jordon Dizon 4-39 (2007); **Nate Landman 4-21 (2018)**; Kory Mossoni 4-34 (2002); Addison Gillam 4-32 (2016); Jordon Dizon 4-26 (2006); Marcus Burton 4-24 (2009); Matt Russell 4-22 (1995); Steve Doolittle 4-21 (1978); Matt Russell 4-19 (1993); Ted Johnson 4-15 (1994).

Career: Jashon Sykes 12½-62 (1998-01); Jordon Dizon 12-97 (2004-07); Matt Russell 11-73 (1993-96); Steve Doolittle 11-59 (1977-80); **Nate Landman 11-63 (2017-20)**.

Landman finished second in the nation in 2020 in solo tackles at 7.8 per game (press box numbers; he averaged 9.8 solo stops from coaches video review). He joined QB Kordell Stewart as the only two players in school history to be named the national player of the week in two straight games/weeks; Stewart was honored for the Colorado State and Baylor games to open the 1992 season; Landman for the San Diego State and Arizona games this year.

**CAREER CHART WATCH**

Here's where several Buffaloes rank on some of CU's all-time lists through games of September 18 (*Note: Colorado does not count bowl stats into career totals to protect past history, thus career numbers for players past and present will differ from NCAA*):

- ⇒ **WR DANIEL ARIAS** is second in forced fair catches (**21**), is tied for third in first downfield credits (**10**) and is 20th in special team points (**52**).
- ⇒ **TB JAREK BROUSSARD** is 57th in rushing yards (**966**).
- ⇒ **TB ALEX FONTENOT** is 55th in rushing yards (**1,000**) and is 98th in receptions (**30**).
- ⇒ **DL MUSTAFA JOHNSON** is tied for 14th in quarterback sacks (**15**) and is 21st in tackles for loss (**29**).
- ⇒ **ILB NATE LANDMAN** is eighth in total tackles (**370**), is fourth in unassisted tackles (**259**), is tied for sixth in tackles for loss (**39**), is tied for 32nd in quarterback sacks (**11**; tied for third-most by an inside linebacker); is first in third down stops (**51**) and is first in fourth down stops (**8**).
- ⇒ **PK EVAN PRICE** is 88th in scoring (**66** points) and is tied for 19th in field goals made (**14**).
- ⇒ **TE BRADY RUSSELL** is tied for 76th in receptions (**39**) and is 82nd in receiving yards (**376**).
- ⇒ **WR DIMITRI STANLEY** is tied for 49th in receptions (**55**) and is 60th in receiving yards (**360**).

AROUND THE NATION

Colorado has traditionally stocked its rosters primarily with players from three states: Colorado, California and Texas (**75.8** percent of the entire roster—active and inactive—as of Sept. 13: **91** of **120** players, including three inactive). The roll call of state producers for the Buffaloes: Colorado **34**, California **34**, Texas **23**, Florida **4**, Arizona **3**, Alabama **2**, Arkansas **2**, Georgia **2**, Mississippi **2**, Washington **2**, Illinois **1**, Iowa **1**, Louisiana **1**, Massachusetts **1**, Michigan **1**, Nevada **1**, North Carolina **1**, Oregon **1**, Tennessee **1**, Virginia **1**, Wisconsin **1**. That's **21** states total along with **AUSTRALIA (1)** that has produced the make-up of this year's team.

- ➔ **AROUND THE WORLD:** Five Buffaloes were born outside of the United States: **WR Daniel Arias** (Santa Domingo, D.R.), **OLB Joshka Gustav** (Germany), **ILB Nate Landman** (Zimbabwe) and **P Josh Watts** (Tasmania).
- ➔ **BY CLASS:** 3 graduate transfers; 4 seniors (4 fifth-year), 23 juniors (3 second-time), 21 sophomores (16 second-time, 2 third-time); 69 freshmen (45 true, 14 redshirt/2nd-year; 10 third-time).

AND THE J'S (STILL) HAVE IT

Statistics show that more first names in the U.S. begin with the letter "**J**," followed by M, S, D and C. The Buffs take that to the extreme: on the 2021 Colorado roster, almost 22 percent on the team has first names that begin with J: **26** players overall who go by **25** different **J** names. The list:

Jack (2)	Jalen	Janaz	Jayden	Jaylon	John	Josh	Justin
Jackson	Jamar	Jared	Jayle	Jeremiah	Jonathan	Joshka	
Jake	James	Jarek	Jaylen	Joe	Jordan	Joshua	

THIRD DOWN SUCCESS

Colorado converted on third down at **41.3** percent (74-of-179) in 2019, a figure that ranked 48th nationally and was the third-best by the Buffaloes last decade. The Buffs averaged **7.0** yards to go per third down try (opponents averaged 6.1 yards to go and converted at 47.4 percent, matching the lowest average-to-go since 1984, when we started tracking this stat). Conversely, CU has averaged under 7 yards to go just twice since 2003 (6.3 in 2016 and 6.5 in 2014; the Buffs' all-time low is 5.8 to go in 1985, the first year it ran the wishbone on offense).

➔ In **2020**, and granted, just a five-game sample, the Buffs converted at a **46.8** percent clip, averaging **6.9** yards to go on 79 tries (and one of those "misses" came on a kneel-down to end the UCLA game). The Buffs were **35-of-64** on 3rd-&-10 or less (**54.7**), and 2-of-15 on 3rd-&-11 or longer has brought the average down. Opponents converted at a 33.8 clip in the regular season (just 10-of-30 on 3rd-&-6 or less,

33.3) despite averaging 7.4 yards to go. In the bowl game, Texas was just 2-of-11.

- ➔ Colorado is **12-of-36** through three games in 2021 (9-of-13 on 3rd-&-6 or less).
- ➔ CU's best season of third down conversion percentage came in 1989 – 53.9 (83 of 154, including 30-of-30 on 3rd-&-1) – followed by 1990 (48.9), 1954 and 2020 (46.8), 1966 (46.0), 1987 (45.2), 1957 (45.1) and 2016 (44.5).

AND ON DEFENSE...

The Buffaloes did a great job on third down defense in 2020. Last year, including the bowl, the enemy was just 27-of-85 overall (**31.8** percent, 13th-best nationally), and just 7-of-24 in tries of one-to-four yards. The Buffs recorded 12 quarterback sacks on third downs as well, whereas the opponent had just two on CU signal callers. **OLB Carson Wells** had 4½ of those third down sacks and **ILB Nate Landman** three.

- ➔ CU picked right back up in the opener against Northern Colorado, as the Bears were just 3-of-14 (21.4 percent), and CU recorded two sacks on the down; Texas A&M was 8-of-20, though was 1-of-10 at one point in the third quarter, and Minnesota was 3-of-11, but 0-of-5 in the second half.

CU's IN & OUT (Not the Burgers)

ILB Nate Landman and **OLB/DE Carson Wells** formed a pretty solid combination in 2020, so much so that CU's long-time linebacker coach, **Brian Cabral**, nicknamed the pair "The Dynamic Duo" a la Batman & Robin. Landman's accomplishments are detailed on the previous page, and Wells has quietly contributed nearly if not just as much. Wells finished third on the team with 34 tackles (26 solo), and was the NCAA leader in tackles for loss with 2.7 per game (13½ overall, including 4½ sacks). He also had five passes broken up, five pressures and eight third downs stops to go with an interception. Two of the third down stops were on pass breakups, thus he had 20 tackles at or behind the line of scrimmage.

► Both of Wells' two career interceptions have come against UCLA and its stellar quarterback, Dorian Thompson-Robinson. DTR is 1-2 against Colorado as a starter, and in both losses, he failed to complete over 50 percent of his passes.

- Wells had three or more tackles for loss in the last four 2020 regular season games (3, 4, 4, 3), the first Buffalo to have four in a row with that many since Alfred Williams in 1990. He then had 2½ in the Alamo Bowl against Texas (*the NCAA recognized him with 16 in six games; CU does not include bowl stats*).



STATISTICALLY SPEAKING

Here's where the Buffs ranked statistically in select categories in the Pac-12 and the NCAA through games of September 18:

TEAM											
Pac-12	NCAA	Category	Stat	Pac-12	NCAA	Category	Stat	Pac-12	NCAA	Category	Stat
7th	81st	RUSHING OFFENSE.....	144.3	8th	64th	RUSHING DEFENSE.....	131.3	7th	31st	PUNT RETURNS	11.8
12th	129th	PASSING OFFENSE.....	91.0	6th	51st	PASSING DEFENSE.....	197.0	1st	9th	KICKOFF RETURNS.....	33.0
12th	126th	TOTAL OFFENSE.....	235.3	4th	52nd	TOTAL DEFENSE.....	328.3	4th	39th	NET PUNTING	41.3
8th	105th	3rd DOWN EFFICIENCY	33.3	5th	39th	3rd DOWN EFF DEFENSE...	31.8	8th	69th	TURNOVER MARGIN.....	-0.33
12th	126th	SCORING OFFENSE.....	14.0	1st	21st	SCORING DEFENSE.....	15.7	10th	67th	TIME OF POSSESSION	26:21
INDIVIDUAL (Top 25 in conference or top CU leader; players must meet NCAA minimum of 75% of team's games; *-if had enough attempts to qualify)											
Total Offense	Pac-12	NCAA	Yds/Gm	Receptions	Pac-12	NCAA	No./Gm	Kickoff Returns	Pac-12	NCAA	Avg.
Brendon Lewis.....	11th	127th	113.0	Brady Russell.....	N/A	N/A	3.0	Brenden Rice.....	1st	N/A	33.0
Rushing	Pac-12	NCAA	Yds/Gm	Brenden Rice.....	N/A	N/A	2.5	Quarterback Sacks	Pac-12	NCAA	Avg./Gm
Jarek Broussard.....	N/A	N/A	51.0	Receiving Yards (Avg.)	Pac-12	NCAA	Yds/Gm	Three tied.....	8th	119th	0.50
Passing Yards	Pac-12	NCAA	Yards	Daniel Arias.....	N/A	N/A	15.0	Interceptions	Pac-12	NCAA	Total
Brendon Lewis.....	N/A	N/A	246	Brady Russell.....	N/A	N/A	12.2	Mekhi Blackmon	5th	48th	0.33
Passing Efficiency	Pac-12	NCAA	Rating	Scoring	Pac-12	NCAA	Pts/Gm	Passes Defended	Pac-12	NCAA	Avg./Gm
Brendon Lewis.....	12th	104th	94.6	Jarek Broussard.....	N/A	N/A	4.0	Nate Landman.....	N/A	N/A	1.00
Completion Pct.	Pac-12	NCAA	Pct.	Field Goal Pct.	Pac-12	NCAA	Pct.	*Tackles	Pac-12	NCAA	Avg./Gm
Brendon Lewis.....	10th	95th	55.4	Cole Becker	N/A	N/A	00.0	Nate Landman	2nd	28th	9.00
All-Purpose Yards	Pac-12	NCAA	Yds/Gm	Field Goals	Pac-12	NCAA	FG/Gm	*Tackles For Loss	Pac-12	NCAA	Avg./Gm
Jarek Broussard.....	N/A	N/A	54.7	Cole Becker	N/A	N/A	00.0	Nate Landman	1st	14th	1.7
Punting	Pac-12	NCAA	Avg.	Punt Returns	Pac-12	NCAA	Avg.	(*-CU uses coaches' video; numbers don't match)			
Josh Watts.....	1st	8th	48.8	Dimitri Stanley	4th	12th	12.7				

FUMBLE ME OR FUMBLE ME NOT

Hanging on to the football is one thing that the Colorado Buffaloes have done most of last decade, and they took it up a notch in 2019. The Buffaloes did not fumble the ball in six games, and had just 11 fumbles, and "11" is actually a bit misleading: three were charged to the team on bad snaps and a fourth happened on a muffed try at scooping up a punt; the three that were lost were on special teams (two on kickoff returns and that muffed punt; the offense never lost a fumble. The Buffs set a record with four consecutive games without a fumble, which included a stretch of **446** touches (scrimmage plays, punts/placement kicks, returns, fair catches).

- ▶ In 2019, **1,021** touches, that was one fumble for every **92.8** touches. The ones most prone to fumble, running backs, had just three in **367** (rushes, receptions, returns).
- ▶ In 2020, **445** touches, that was one fumble for every **75.7** touches. The ones most prone to fumble, running backs, had just one in **185** (rushes, receptions, returns).
- ▶ In 2021, CU has no fumbles after two games (**152** touches; and now has none in **36** of its last **94** games);
- ▶ Since the start of the 2013 season, Colorado has a total of **126** fumbles (losing **53**) – out of **8,660** touches (or 1 in for every **68.7** touches).
- ▶ CU's tailbacks have just **23** over the last eight-plus seasons in **2,693** carries (or just one in every **117.1** attempts).
- ▶ **2020** Numbers: **6** fumbles (two on poor center snaps) in **458** touches (375 scrimmage plays; 4 interceptions, 79 special teams: returns, punts and placements);
- ▶ CU's first lost fumble in 2020 came **193** minutes and **31** seconds into the season (fourth game), a school record for the longest into a year before losing one;
- ▶ CU had no fumbles in six games in 2019, tying the school record set in 2014 and 2017; and has yet to have one in 2021.
- ▶ CU has lost just **20** fumbles (**2** this season) dating back to the 2016 season (out of **80** fumbles overall in this **58**-game span).
- ▶ CU lost just **3** fumbles in 2019, none on offense (two on kickoff returns, one on a muffed punt return); that tied for the third fewest in the NCAA, and lost only **3** again in 2020; thus the **2** already lost in 2021 is an aberration.

ALMOST PERFECT IN CLOSE

Dating back to nine games into the 2016 season, Colorado has had **81** goal-to-go situations, scoring **79** times (or 97 percent of the time); **61** of the scores have been touchdowns to go with **17** field goals. The only non-scores came on a drive ending on downs in 2018 against Oregon State (in overtime) and an interception last year at Oregon. A look at perfect (or near) seasons in this regard since 1984 when the stat was first tracked (CU is **4-for-4** in 2021, 3 TDs):

Season	Number	Scores	TD	(Pct.)	FG	Pct.	Season	Number	Scores	TD	(Pct.)	FG	Pct.
1996	26	26	21	(80.7)	5	100.0	1988	19	18	16	(84.2)	2	94.7
2017	18	18	17	(94.4)	1	100.0	2014	21	20	17	(81.0)	4	95.2
2002	16	16	15	(93.8)	1	100.0	1989	34	32	31	(91.2)	1	94.1
1985	13	13	13	(100.0)	0	100.0	1993	16	15	14	(87.5)	1	93.8
2020	11	11	10	(90.9)	1	100.0	2019	16	15	8	(50.0)	7	93.8
1994	31	30	29	(93.5)	1	96.7	1986	14	13	13	(92.9)	0	92.9
2018	20	19	15	(75.0)	4	95.0	2008	14	13	13	(92.9)	0	92.9

CHEV'S "COACHED" A HATRICK ... PLUS

Darrin Chiaverini is in his fifth year as CU's receivers coach; in **55** games, he's coached five players who have passed him on CU's all-time receiving yards list. **WR Shay Fields** passed him as a junior in 2016, while seniors **WR Devin Ross** and **WR Bryce Bobo** did so in 2017. **WR Laviska Shenault** zoomed by him in the first game of 2019, and **WR K.D. Nixon** became the fifth in the fifth game of the shortened 2020 season (and **WR Tony Brown** came close):

Rk	Player (Seasons)	No.	Yards	Avg.	TD	Rk	Player (Seasons)	No.	Yards	Avg.	TD
2	Shay Fields (2014-17)	190	2,552	13.4	21	19	K.D. Nixon (2017-20)	99	1,221	12.3	7
11	Laviska Shenault (2017-19).....	149	1,943	13.0	10	21	Darrin Chiaverini (1995-98).....	97	1,199	12.4	6
12	Bryce Bobo (2014-17)	150	1,638	10.9	10						
13	Devin Ross (2013-17).....	140	1,626	11.7	9	32	Tony Brown (2018-19)	88	1,040	11.8	6



COLORADO IN THE POLLS – 2021 WEEK-BY-WEEK

A look at where Colorado has placed weekly in each of the three major polls in 2020 (the College Football Playoff committee first weekly rankings will be on Tuesday, Nov. 2; RV—denotes received votes; number is place outside top 25):

Poll	PS	9/07	9/12	9/19	9/26	10/03	10/10	10/17	10/24	10/31	11/07	11/14	11/21	11/28	12/05	Final
Associated Press	---	---	---	---												
USA Today Coaches	---	---	---	---												
FWAA Super 161	---	---	---	---												
CFP Committee Poll	N/A	---	---	---												

IN THE POLLS / SOME HISTORY

Colorado re-entered the national polls on Dec. 6, 2020 (No. 21 AP/No. 22 USAT), after last being ranked on Oct. 13, 2018 (No. 25 in the USA Today/Coaches poll), and was last in the AP poll on Oct. 6, 2018 (No. 19; the Buffs were a season-high No. 18 the same day in the coach's ballot). The Buffs were not ranked in 2017, and had climbed to as high as No. 9 in both polls (twice) in 2016; CU had not been ranked previous to '16 since 2005. Colorado owns the ninth longest streak of all-time, as from the 1989 preseason poll through the fifth week of 1997, CU had a run of **143** consecutive weeks in the AP poll. CU has been ranked **305** times in its history, the 29th most all-time; the Buffs have finished in the top four on four occasions, tied for 22nd most (the College Football Playoff includes the top four teams; only USC, with 12, has more than CU from the Pac-12).

47 WINS OVER AP RANKED TEAMS 23RD BEST SINCE '89

CU's **47** wins over *Associated Press* ranked teams dating back to the 1989 season (when the AP expanded to a top 25) are tied for the 23rd most in the nation in this time frame (32 seasons). Through games of Sept. 18, Alabama has the most (**102**), followed by Ohio State (**99**), LSU (**86**), Florida State (**84**), Florida (**81**), Oklahoma (**80**), Michigan (**76**), Southern Cal (**73**), Georgia (**67**), Oregon (**64**), Miami, Fla. (**63**), Auburn (**62**), Tennessee (**62**), Notre Dame (**59**), Texas (**60**), Clemson (**58**), Penn State (**58**), UCLA (**55**), Washington (**55**), Stanford (**51**), Virginia Tech (**50**), Wisconsin (**50**), **COLORADO (47)**, Michigan State (**47**), Nebraska (**47**) and Texas A&M (**42**).

- All-time, Colorado's **70** wins over ranked teams are the 23rd most in history.
- CU is **4-34** against ranked teams dating back to 2009; also **1-31** on road since 2002 (win at ASU in 2019 snapped a 29-game losing streak).
- CU's last win over a top 5 or 10 team was on Sept. 29, 2007: a 27-24 win over No. 3 Oklahoma in Boulder.
- Since 1989 (when the *Associated Press* started ranking a Top 25), **Colorado** is tied for the **11th** most ranked teams played in the nation (141, 47-92-2), trailing Alabama 168 (102-65-1), LSU (162; 86-76), Florida (159; 81-77-1), Ohio State 154 (99-52-3), Tennessee 154 (62-89-3), Michigan 152 (76-74-2), Auburn 149 (62-86-1), Georgia 148 (67-80-1), Oklahoma 145 (80-63-2), Florida State 144 (84-59-1), Washington 141 (55-85-1); USC 139 (73-65-1), Texas 137 (60-75-2), UCLA 135 (55-79-1), Notre Dame 132 (59-71-2), Michigan State 131 (48-83), Penn State 130 (58-72), Stanford 129 (51-78), Miami, Fla. 129 (63-66), Wisconsin 126 (50-75-1), Oregon 123 (64-59), Texas A&M 122 (42-80), Clemson 122 (58-64), Nebraska 112 (47-64-1), Iowa 111 (38-73), Virginia Tech 110 (50-59-1).
- Pac-12 Records versus ranked teams (*by wins; since start of 1989 season*): USC 73-65-1; Oregon 64-59; Washington 55-85-1; UCLA 55-79-1; Stanford 51-78; **Colorado 47-92-2**; Arizona 37-82; Arizona State 33-79; Washington State 31-86; Cal 30-78-1; Oregon State 22-81; Utah 22-34.

THE TRANSFER PORTAL

Since the transfer portal became the NCAA's version of free agency, Colorado has acquired eight players, five as graduate transfers and three who decided to transfer as undergraduates (*—denotes graduate transfer; Status—clock at start of 2021 season, i.e., 2/1: two years to play one in eligibility; all but Mott are on scholarship):

Year	Player, Pos.	School	Class	Status
2020	*Matt Lynch, TE	UCLA	Gr.-2	1/1
2021	*Robert Barnes, ILB	Oklahoma	Gr.	2/2
2021	Noah Fenske, OL	Iowa	Fr.-2	4/4
2021	*Jack Lamb, ILB	Notre Dame	Gr.	2/2
2021	James Mott, QB	Chicago	Fr.-3	4/4
2021	*J.T. Shrout, QB	Tennessee	So.	3/3
2021	Blayne Toll, DE	Arkansas	Fr.-2	5/4
2021	*Max Wray, OT	Ohio State	So.-3	3/3

700 CLUB

Colorado became the 25th school to reach the 700-win mark with a 44-28 win over California in 2017; the Buffs have an all-time record of **714-51736** (a **.578** winning percentage). In addition to being 26th on the all-time win list, CU is 36th in winning percentage (29th for schools with 1,000 or more games played in the FBS). The top 30 in all-time wins through games of September 18:

Team	Years	Games	Won	Lost	Tied	Pct.	Team	Years	Games	Won	Lost	Tied	Pct.	Team	Years	Games	Won	Lost	Tied	Pct.
1 Michigan	143	1,353	967	350	36	.727	11 Georgia	130	1,323	842	427	54	.656	21 Pittsburgh	132	1,326	740	544	42	.573
2 Ohio State	132	1,314	933	328	53	.730	12 LSU	129	1,287	819	421	47	.655	22 Syracuse	133	1,333	727	557	49	.563
3 Alabama	130	1,306	932	331	43	.729	13 Auburn	130	1,282	784	451	47	.630	23 Navy	143	1,360	725	579	57	.556
4 Texas	129	1,337	925	379	33	.704	14 Clemson	126	1,277	770	463	45	.620	24 Arkansas	128	1,284	723	521	40	.578
5 Notre Dame	135	1,290	920	328	42	.729	15 West Virginia	131	1,317	763	509	45	.596	25 Wisconsin	133	1,276	720	503	53	.585
6 Oklahoma	127	1,302	920	329	53	.726	16 Texas A&M	128	1,296	761	487	48	.605	26 Colorado	132	1,270	715	519	36	.577
7 Nebraska	132	1,349	907	402	40	.687	17 Virginia Tech	130	1,289	758	485	46	.607	27 Michigan State	126	1,227	713	470	44	.588
8 Penn State	135	1,344	905	398	41	.688	18 Washington	133	1,254	747	457	50	.616	28 Minnesota	138	1,284	711	529	44	.571
9 USC	134	1,261	854	353	54	.699	19 Florida	116	1,210	745	425	40	.632	29 Army	132	1,288	709	529	51	.569
10 Tennessee	131	1,307	851	403	53	.671	20 Georgia Tech	130	1,305	742	520	43	.586	29 North Carolina	134	1,314	708	553	54	.559

**THAT REDSHIRT RULE**

Beginning with the 2018 season, incoming freshmen can now play in up to four games but not lose a year of eligibility; this also applies to anyone else on the roster. In any year they play in four games or less, they get the year back (and the four can be at any point during the season; they do not have to be the first four games). Also if a player redshirts as a true freshman and then suffers a season-ending injury within the first four games of another season, he's now eligible for a sixth-year without having to lose two years to injuries and go through the old petition process. A perfect example would be **Derek McCartney**, who redshirted as a true freshman in 2013, and was injured in game three of his fourth-year (2016); he would have been awarded a sixth-year of eligibility under this rule change.

If this rule had been permanently in place since freshmen were allowed to play, here are some notable Buffaloes that would have earned a full season back due to either playing in four games or less at some point in their career due to injury, and others who were simply inserted at the end of games over the course of the season when the outcomes had already been decided (assuming the four-game maximum would have applied in 11-game seasons prior to 2006; *—denotes true freshman):

WR *Dave Logan, 1972	Debuted late in week two in a 56-14 win over Cincinnati, when he had his lone reception of the year. He was on the travel squad, but appeared just a couple of more times.
TB *James Mayberry, 1975	Appeared late in several games, had 16 rushing attempts and one reception.
DT George Smith, 1982	Injured in the fourth game of the year, he had 34 tackles, four for losses when he was lost for the year.
WB *Mike Pritchard, 1987	Appeared in six games and 17 rushes and threw seven passes.
QB *Darian Hagan, 1988	Appeared in five games (plus the Freedom Bowl), had 38 rushes and threw seven passes.
QB *Vance Joseph, 1990	Appeared in four games, had 13 rushes and threw seven passes (and was next in line to play in the '91 Orange Bowl).
QB *Kordell Stewart, 1991	Appeared in two games, had 18 rushes and threw two passes.
QB *Koy Detmer, 1992	Pressed into duty to rally CU over Minnesota in game three, started two others and appeared in seven overall; but he was also injured early in the fourth game in 1995, so either would have applied.
ILB Jashon Sykes, 2001	Injured in the fourth game of the year, he had already racked up 33 tackles and 3½ sacks
QB *Joel Klatt, 2002	Played three snaps late against Baylor in game seven, appeared in a handful of others after, including on the punt team.
OLB Derek McCartney, 2016	Had already utilized his redshirt year, so when lost for the season with a torn ACL in game three at Michigan, he lost that year.

And there were several players in 1984, when CU resurrected its junior varsity team for one year; several played in the three JV games and then saw some time afterward in some of the last six varsity games. These included **WR Lance Carl**, **ILB Don DeLuzio**, **TB Dion Dyson**, **TE/P Keith English**, **WR Drew Ferrando**, **QB Mark Hatcher**, **P Barry Helton**, **TB Sam Smith**, **CB David Tate** and **FB Anthony Weatherspoon**.

AND WHO BENEFITTED THE FIRST YEAR? SEVEN BUFFS ... THIRTEEN DO SO IN YEAR TWO

In 2018, there were seven Buffaloes who benefitted from the NCAA's new redshirt which permits players to play in up to four games and not lose a year of eligibility provided they had a redshirt year available to them (no fifth-year seniors played in four games or less who were lost for the season due to injury, as exceptions could have been made in those instances). Those players, with the games they appeared in parenthesis (*—no longer on team): **OLB *Jacob Callier** (4), **PK *Tyler Francis** (2), ***P Alex Kinney** (4), **PK Evan Price** (2), **WR Dimitri Stanley** (3), **DB *L.J. Wallace** (1) and **ILB *Jake Yurachek** (1).

► In 2019, the rule could be applied to **12** players who meet the criteria of four games or less: **CB Mehki Blackmon** (4), **OT Frank Fillip** (2), **OLB Joshka Gustav** (3), **ILB Marvin Ham** (4), **OL Austin Johnson** (1), **OLB Jamar Montgomery** (4), **DT Lloyd Murray, Jr.** (2), **OLB Alec Pell** (4), **ILB Quinn Perry** (1), **PK Evan Price** (4), **WR La'Vontae Shenault** (4) and ***TE Luke Stillwell** (4).

SEASON OPENERS: UNDERCLASSMEN STARTERS

The depth is always fluid leading up to the first game, but with 10 underclassmen (four freshman, six sophomores) atop the opening season depth chart, it was the third most upperclassmen that would start a Colorado opener dating back to 1995. The last four season opener numbers are among the top 10 in this time frame. A look at the most underclassmen starters for the Buffaloes over the last 27 seasons:

Season	Fr.	So.	Total	Season	Fr.	So.	Total
2014	3	9	12	2003	1	7	8
2009	3	8	11	2004	1	7	8
2021	4	6	10	2008	1	7	8
2018	3	6	9	2012	2	6	8
2019	2	7	9	2020	1	6	7

WATTS DEVELOPING INTO A MAJOR WEAPON

Junior **P Josh Watts** has enjoyed a breakout season so far, averaging 48.8 yards for 18 punts (with a net of 41.3). The last two times out, he had career-best games, with eight of his last 15 punts carrying over 50 yards. He is averaging 52.4 yards for seven punts from the CU 25 and inside, and 50.4 for 15 kicks from CU's side of the field. **Karl Dorrell** credits some of his improvement to CU's new strength coach, **Shannon Turley**, who has worked extensively with Watts to eliminate the soft tissue injuries he had in 2020. (*See his expanded punting stats on the last page of CU's statistics sheets.*)

GAME-BY-GAME

	No	Yds	Avg.	Long	50+	In20
Northern Colorado.....	3	120	40.0	41	0	1
Texas A&M.....	7	343	49.0	55	3	0
Minnesota.....	8	415	51.9	62	5	3

DEFENSIVE EFFORT AGAINST A&M NETS SECOND BEST PERFORMANCE

The 10 points No. 5 Texas A&M scored in its 10-7 win over the Buffs tied for the second fewest by a Top 5 team against a Colorado defense:

Date	Rk / Opponent	Score	Date	Rk / Opponent	Score
Jan. 1, 1991	#5 Notre Dame (Orange Bowl)	W 10- 9	Nov. 3, 1990	#3 at Nebraska	W 27-12
Sept. 11, 2021	#5 Texas A&M (Denver)	L 7-10	Sept. 26, 1970	#4 PENN STATE	W 41-13
Oct. 25, 1986	#3 NEBRASKA	W 20-10	Oct. 30, 1954	#4 OKLAHOMA	L 6-13

**THE VERTICAL GAME (EXPLOSION PLAYS)**

CU, as in the case with most teams, often is most dangerous on offense when the unit can strike for the big play both via the rush and pass. Colorado had 57 “explosion” plays in 2016, or ones that gained 20 or more yards; that was the most by a CU team since 2007 (49 in 2017). Here’s a look at CU’s 20-plus plays in recent memory, not including bowls, going back to 1994, when CU had a high of 76 plays over 20-yards, almost equal in nature (37 rush, 39 pass):

Season	Total	Rush	Pass	Season	Total	Rush	Pass	Season	Total	Rush	Pass	Season	Total	Rush	Pass	Season	Total	Rush	Pass
1994	76	37	39	2000	38	8	30	2006	35	18	17	2012	36	9	27	2018	56	16	40
1995	61	11	50	2001	58	21	37	2007	58	18	40	2013	42	5	37	2019	45	10	35
1996	64	12	52	2002	58	35	23	2008	40	8	32	2014	48	12	36	2020	25	8	17
1997	46	9	37	2003	47	5	42	2009	44	7	37	2015	50	15	35	2021	5	4	1
1998	40	11	29	2004	48	13	35	2010	43	11	32	2016	57	16	41				
1999	57	12	45	2005	54	16	38	2011	56	14	42	2017	50	11	39				

100/300

The Buffaloes have historically done well when holding the opponent to under 100 yards rushing and under 300 yards total offense. Dating back to the start of the 1985 season, Colorado is **106-15-1** when the opponent fails to reach 100 yards on the ground, and **107-20-1** when the enemy is held under 300 yards overall. CU is **13-1** and **18-0** in each, respectively, dating back to the start of the 2013 season (**1-0** in 2021).

AHEAD IN A BIG WAY

From 2006-15, the opponent had almost always had a distinct advantage in TSL (time spent in the lead), but CU reversed that and then some in 2016. The Buffs led for **457** minutes and **20** seconds, or **59** percent of the time; opponents for just 24 percent and the score tied the other 17 percent. CU led for more minutes in 2016 than it had in all 11 previous years after just eight games (and when it held the edge over an entire season just twice: 2005 and 2010. But alas, the opponent held a slight edge in both 2017 and 2018 (*bowl games not included*):

Season	CU	Tied	Opp.	Season	CU	Tied	Opp.	Season	CU	Tied	Opp.	Season	CU	Tied	Opp.
2005.....	320:31	101:55	297:34	2010.....	312:45	113:54	293:21	2015.....	192:47	158:14	428:59	2019.....	250:05	119:03	350:52
2006.....	269:22	123:11	327:27	2011.....	191:12	78:44	510:04	2016.....	457:20	133:33	189:07	2020.....	199:44	33:45	66:31
2007.....	280:56	130:11	308:53	2012.....	77:38	112:18	530:04	2017.....	285:30	132:17	302:13	2021.....	88:34	46:26	45:00
2008.....	191:24	119:07	409:29	2013.....	197:17	108:56	413:47	2018.....	268:07	171:14	280:39				
2009.....	110:29	165:18	444:13	2014.....	261:22	83:52	374:46	2019.....	250:05	119:03	350:52				

TURNOVER FREE

Colorado has had an impressive number of turnover free games dating back 10-plus seasons, and in 2017, Colorado had a record run of **16** consecutive quarters played without turning the ball over (**253:52** in total time). Colorado played **17** games out of **74** in six seasons under Mike MacIntyre without a turnover, the highest percentage in any CU head coach’s tenure over two years since World War II. Take a look (TFG—turnover free games; TG—total games):

Coach	TFG	(Record)	TG	Pct.	Coach	TFG	(Record)	TG	Pct.	Coach	TFG	(Record)	TG	Pct.
Mike MacIntyre	17	(11-6)	74	23.0	Dal Ward	5	(2-1-2)	110	4.5	Karl Dorrell	2	(5-4)	9	22.2
Bill McCartney	23	(18-3-2)	153	15.0	Bill Mallory	1	(1-0)	57	1.7	Jon Embree	5	(1-4)	25	20.0
Dan Hawkins	8	(3-5)	58	13.8	Chuck Fairbanks	0	(0-0)	33	0.0	Kurt Roper	0	(0-1)	0	0.0
Gary Barnett	11	(49-38)	87	12.6	-----two or fewer seasons/interims-----					Bud Davis	0	(0-0)	10	0.0
Sonny Grandelius	3	(2-1)	31	9.7	Mike Hankwitz	1	(0-1)	1	100.0	Jim Yeager	0	(0-0)	19	0.0
Rick Neuheisel	3	(3-0)	47	6.4	Mel Tucker	4	(5-7)	12	33.3					
Eddie Crowder	6	(5-1)	118	5.1	Brian Cabral	1	(1-0)	3	33.3					

- Karl Dorrell became CU’s third straight head coach to not have his team turn the ball over in his first game (vs. UCLA in 2020).
- Colorado has played **14** turnover-free games in its last **44**, easily the school-best for a span of that few number of games. And in 2017, it nearly had a fifth—an interception on a Hail Mary as time ran out at Arizona State was the lone turnover of that game.
- Post-World War II (dating back to 1946), Colorado has played **90** turnover-free games, owning a record of **59-27-4** in those games (**2-1** in bowls).
- Colorado played at least three turnover-free games in the five seasons from 2015-19, easily the longest streak in school history; the **18** games without a turnover over those five seasons are the most in any five-year span in school history, besting **12** mistake-free games from 1987-91.
- Colorado has now had at least one turnover-free game for 12 straight seasons (2010-21, **31** total), now the longest run in school annals: the Buffs had at least one for 10 straight years (1998-2007, **19** total); CU also had a run of nine consecutive seasons (1987-95, **22** total).

ELEVEN HAVE DASHED 100 ... OR FURTHER

In 2017 (Oct. 28), then-junior **DB Nick Fisher** joined a very exclusive club when he returned an interception 100 yards in the fourth quarter to close out CU’s 44-28 win over California. It was the 11th 100-yard play in CU history, the fourth interception return of that length. However, the NCAA seals returns at a 100-yard maximum; if it allowed returns to be scored like the NFL, counting end zone yardage, Fisher would have been credited with a 109-yard return (CU’s head statistician is also the Broncos’). It was the first 100-yard interception return since 1996, when **FS Steve Rosga** pulled it off against Oklahoma State (his would have been 105 yards). **ILB Marcus Burton** came close in 2005, when he picked one off at the half yard line and raced 99 yards for a score – at Oklahoma State.

COLORADO / 100-YARD PLAYS**KICKOFF RETURNS**

Yards	Player, Opponent, Site, Date (*—opening kickoff of game)
100	Byron White vs. Denver at Denver, Nov. 26, 1936 (TD).
100	*Cliff Branch vs. Kansas in Boulder, Nov. 7, 1970 (TD).
100	*Billy Waddy vs. Kansas State in Boulder, Nov. 22, 1975 (TD).
100	Howard Ballage vs. Nebraska in Boulder, Oct. 21, 1978 (TD).
100	Walter Stanley vs. Oklahoma in Boulder, Oct. 4, 1980 (TD).
100	*Ben Kelly vs. Missouri in Boulder, Oct. 9, 1999 (TD).
100	Marques Mosley vs. Utah in Boulder, Nov. 23, 2012 (TD).

INTERCEPTION RETURNS

Yards	Player, Opponent, Site, Date
100	Dick Kearns vs. Denver at Denver, Nov. 24, 1938 (TD).
100	Johnny Zeigler vs. Colorado Mines in Boulder, Sept. 26, 1942 (TD).
100	Steve Rosga vs. Oklahoma State in Boulder, Oct. 12, 1996 (TD).
100	Nick Fisher vs. California in Boulder, Oct. 28, 2017 (TD).

**DID YOU SAY UTES?**

Stealing from *My Cousin Vinny* and the last Fred Gwynne's classic line, as of press time, Bowling Green conducted a survey on who is carrying the most freshmen on their rosters. They did the survey based on high schoolers that graduated either in the class of 2020 or the class of 2021 (so, not counting anyone from 2019 that did not lose a year of eligibility by playing four games or less).

School	Class of '20	Class of '21	Total
Navy	45	64	99
Northern Illinois	33	44	77
Bowling Green	44	27	71
Oregon	27	35	62
Colorado	14	45	59

FATHER-SON SCORING

When **WR Dimitri Stanley** scored the first touchdown (and points) of his career with his 13-yard TD reception in the fourth quarter, he joined his father Walter ('81) as the fourth father-son duo to score points for the Buffs (the list; year is the last season on the Buffs):

Father: Larry Brunson, 1971 (3 TDs)

Son: Matt Brunson, 2001 (2 TDs)

Father: Dick Anderson, 1967 (2 PATs)

Son: Blake Anderson, 1994 (1 TD)

Father: Marc Walters, 1986 (2 TDs)

Son: Ryan Walters, 2006 (1 TD)

Father: Walter Stanley, 1981 (5 TDs)

Son: Dimitri Stanley, 2019-20 (3 TDs)

FATHER-SON "100"

WR Dimitri Stanley recorded his first 100-yard career receiving game when he caught six balls for 126 yards and a TD in CU's 35-32 win over Stanford. His father, Walter, caught five passes for 222 yards and two scores in the 1981 season opener against Tech. The younger Stanley thus joined his dad as the only father-son duo in school history to record 100-yard receiving games. How common is that at the *same school* around the nation? Here's a look from a survey of other schools, as apparently it is fairly uncommon (number in parenthesis is the number of 100-yard games for each):

School	Father, Seasons (#)	Son, Seasons (#)
Colorado	Walter Stanley, 1980-81 (1)	Dimitri, 2019-20 (1)
Florida	Lee McGriff, 1972-74 (5)	Travis, 1995-98 (7)
Illinois	John Wright, Sr., 1965-67 (12)	John, Jr., 1988-91 (1)
Kentucky	Dicky Lyons, Sr., 1966-68 (1)	Dicky Jr., 2004-08 (3)
Stanford	Ed McCaffrey, 1987-90 (8)	Christian, 2014-16 (2)
UCLA	George Farmer, 1967-69 (2)	Danny, 1996-99 (11)
Wisconsin	Al Toon, 1982-84 (6)	Nick, 2008-11 (4)

► And be on the alert for a potential "**Brother-Brother 100.**" With freshman **La'Vontae Shenault** in the regular rotation at receiver (he caught his first three career balls for 60 yards at Stanford), his older brother **Laviska** had eight 100-yard receiving games for the Buffaloes. They would be the first brother-brother combo to do it if the younger Shenault has a 100-yard game.

INSIDE-THE-20

(FACT: CU invented charting the red zone in 1981 as "Penetrating the 20"; as in the NFL, the 20 is not in the red zone in its stats)

The Buffaloes, after going through a period where they had their frustrations once penetrating the opponent 20-yard line, has been very efficient over the last six-plus seasons in the stats' original name, "Scoring Percentage Inside-the-20." Dating back to the start of the 2014 season, Colorado is **253-of-299** in the "Red Zone" (**84.6** percent, **180** touchdowns/**73** field goals). In 2021, the Buffaloes are off to a great start, scoring **5-of-5** penetrations (all touchdowns). Here's a look at CU's best Red Zone performances on offense in its history; numbers were researched from 1953 to the present (*bowl games not included*):

RED ZONE OFFENSE (minimum 30 penetrations of the 20)

Season	Scores	(TD, FG)	TD Pct.	Pct.	Season	Scores	(TD, FG)	TD Pct.	Pct.
1985	29-of-32	(22, 7)	75.9	90.6	1969	29-of-34	(22, 7)	75.9	85.3
1994	48-of-53	(40, 8)	83.3	90.6	2003	32-of-38	(28, 4)	87.5	84.2
1997	35-of-39	(25,10)	71.4	89.7	2017	37-of-44	(25,12)	67.6	84.1
2016	51-of-57	(37,14)	72.5	89.5	1993	40-of-48	(28,12)	70.0	83.3
2014	40-of-45	(29,11)	72.5	88.9	1995	43-of-52	(33,10)	76.7	82.7
1988	37-of-42	(30, 7)	81.1	88.1	2021	6-of-7	(6, 0)	85.7	85.7
1989	50-of-57	(42, 8)	84.0	87.7	2020	17-of-18	(14, 3)	77.8	94.4
2019	30-of-35	(23, 7)	76.7	85.7					

STIFLE, EDITH! (I'm so 70s). Since losing in Lincoln on Nov. 12, 1988 against Nebraska by a 7-0 score, the Buffaloes had won **75** straight games when holding the opponent to 13 points or less until dropping a 10-7 decision to Texas A&M in Denver on Sept. 11. CU had also won **29** in a row when the enemy has scored 14 or fewer dating to a 14-13 setback at Georgia in 2006; and **24** straight when the opponent has been held to 17 or fewer points (dating to a 17-10 loss at Iowa State in 2009). Colorado's last loss at home when allowing 13 points or less remains the 1987 season opener against Oregon, when the Ducks left Boulder with a 10-7 win.

FUN FOUR FACT. Four schools can boast that they have won a national championship in football, have had a Heisman Trophy winner, a U.S. Supreme Court Justice and at least one man that either walked on the Moon or traveled there to and from. Those are **Colorado**, Michigan, Texas and Army-West Point. For CU, that would be **Rashaan Salaam** (Heisman), **Byron White** (Supreme Court) and Apollo command module pilots **Jack Swigert** (Apollo 13) and **Stuart Roosa** (Apollo 14). Other schools that would join the above with at least one astronaut (who was not on an Apollo mission) include California, Navy, Stanford and Wisconsin. **CARRY OUT TO FIVE:** Throw in a U.S. Open (golf) winner, and the only schools with all five are CU (**Hale Irwin**, **Steve Jones**) and Texas.

**COLORADO BY THE NUMBERS IN 2021**

- 0-7-2** The Buffs record in Pac-12 road “doubleheaders” (road games in back-to-back weeks: no sweeps, two splits, swept six times); have Cal-Oregon in 2021;
- 2-4-2** The Buffs record in Pac-12 home “doubleheaders” (two sweeps—WSU and Utah in 2016 and Stanford and Washington this year; two splits, swept four times);
- 1** The number of starts at quarterback by all players on the roster at the position entering the season (and that was by the injured J.T. Shrout);
- 2** Only two schools in the nation have three players on their roster with 10 or more career quarterback sacks: Colorado and South Carolina;
- 2** The number of drives the opponent has started in Colorado territory in 2021 (out of **23** possessions, no scores (0 FG/0 TD));
- 3:17** The average length of CU’s games in 2021 (the quickest—Minnesota, **3:06**; the longest—Texas A&M, **3:26**). The average in 2020: **3:24**;
- 5-5** Colorado’s record in Pac-12 Conference openers, including this year’s 34-31 win at Arizona State (**3-1** on the road);
- VI** Ralphie VI made her long awaited debut, after 2020 marked the first year dating back to 1967 that a Ralphie did not lead the team out on the field;
- 10** The number of true freshmen the Buffs have played in 2021 (**3** offense/**6** defense/**1** specialist);
- 10** The points scored by No. 5 Texas A&M in its 10-7 win over CU, the second-fewest a Top 5 team has ever scored against the Buffaloes;
- 12** The Buffaloes have had at least one turnover-free game for the last 11 seasons, the longest run in school history (CU had none vs. Northern Colorado);
- 16** The number of different NFL teams that have scouted the Buffaloes on game days in 2020;
- 20-9** Colorado’s non-conference record dating back to the start of the 2013 season (includes Pac-12 title game two Alamo Bowl losses; **20-6** regular season);
- 21** The number of players who have made their debut in CU uniform this season;
- 23** The number of fumbles by CU tailbacks (on offense) in **95** games from 2013-21 (**2,693** carries; **0** this year in **78**; **8** in the last **1,220**);
- 25.0** The opponents’ scoring percentage inside-the-20 (red zone; 1 TD in 4 trips);
- 27** Karl Dorrell was named the 27th head coach in Colorado history on February 23, 2020 (only Bill McCartney was named later, on June 9, 1982);
- 29-2** CU’s record in season openers since 1967 when scoring first;
- 31** The number of Colorado games played in less than three hours since 1990 (out of **375** games; last: 2:59 versus Stanford on Nov. 9, 2019);
- 32** The number of games decided by one score (8 points or less) that CU has been involved in over the last eight seasons (10 of the last 18 games);
- 32** The average yardline CU has made its 18 punts from (about 6 yards lower than last year);
- 36.8** The third down efficiency of opponents against Colorado in the state’s borders since the ‘09 opener (**434-of-1,177**);
- 39.2** The opponents’ combined percentage on third down inside-the-CU 20 (**122-of-311**) in the last 126 games (dating to 2008; **3-of-7** this year);
- 39-of-59** The abnormal number of coin tosses CU has won dating back to the ‘16 opener (**67.2%**; **2-of-3** this year; CU was 13-of-14 in ‘16);
- 65.9** Colorado’s third down efficiency on 3rd-&-4 or less the last three seasons (**207-of-314**; 7-of-9 this season/71.4; on 3rd-&-1: **84-of-109**);
- 78.3** The average temperature at kickoff for CU’s two games thus far in 2021 (compared to **50.0** for five games in 2020 and **63.3** for 12 games in 2019);
- 85.7** CU’s scoring percentage inside-the-20 (**Red Zone**), scoring **6** of **7** times (**6** touchdowns); **23** of **24** times dating back to 2020 (**20** TDs);
- 152** The number of touches by Colorado (127 plays, 18 special team snaps, 7 returns) before committing its first fumble of the year (high center snap);
- 300 <** CU allowed under 300 yards in the first two games this season (256 by Northern Colorado, 288 by Texas A&M), the ninth time dating back to 1971;
- 321** The number of all-time wins Colorado has recorded at Folsom Field since it opened on Oct. 11, 1924 (**409** overall at all home venues);
- 715** The number of all-time wins by Colorado, as the Buffaloes became the 25th school to win 700 games.
- 11,537** The number of students scanned into the opener against Northern Colorado, the most since ticket officials started scanning students for admittance.

COLORADO BY THE NUMBERS IN 2020

- 0 0, 0 0** CU shutout the opponent in back-to-back second halves (SDSU, Arizona) for the first time 2002 (Baylor, Texas Tech).
- 1:38 (a.m.)** The time Colorado returned to the Champions Center on campus from its road victory at Arizona;
- 4th** Karl Dorrell became the fourth coach since 1932 to win his debut at the reins of the CU program with the Buffs’ 48-42 win over UCLA;
- 5** The number of regular season games played in 2020, the fewest since 1918 (when CU went 2-3, also the year of the last major U.S. pandemic);
- 8th** Time since league players-of-the-week started being selected (in 1963), CU had both offensive (**QB Sam Noyer**) and defensive (**ILB Nate Landman**) vs. Stanford;
- 11** The number of regular season Pac-12 games that were cancelled due to COVID-19 issues (affecting **11** of the **12** schools—all but Oregon State);
- 14** The number of times CU ran at least one play in UCLA territory (out of 16 possessions) in the season opener;
- 18-22** San Diego State ran **18** plays in plus territory for a net **22** yards, and never penetrated CU’s 20 (red zone).
- 35+** The number of points Colorado scored in its first two games, the 17th time it has done so in school history and fourth time this century (2005-13-16-20).
- 45 <** The time in hours between when CU found out the USC game was canceled (7 p.m. on Thurs., Nov. 26) and kickoff with San Diego State (3:37 on Sat., Nov. 28);
- 47-1** Colorado’s all-time record when holding the opponent to under 100 yards in both rushing and passing (SDSU had 79 and 76, respectively);
- 63** The number of days the start of CU’s 2020 season was delayed due to the COVID-19 pandemic (Sept. 5 to Nov. 7);
- 189:37** The time Colorado was in the lead in 2020, or **79** percent of the time;
- 240** The number of touches the Buffaloes had this season before committing its first fumble (on a center snap; included 161 scrimmage plays);
- 342** The number of days between CU’s final game in 2019 and its first game in 2020 (Nov. 30 – Nov. 7);

AND 2019 LEFTOVERS COLORADO BY THE NUMBERS IN 2019

- 8** The number of fourth quarter sacks by the Buffs in 12 games (double the number of four in the quarter in all of 2018);
- 16** The number of solo (and total) tackles **ILB Nate Landman** had at Oregon, tied for the fifth-most unassisted in a game in CU history;
- 17-14** The first half scoring edge for CU against USC; the Trojans had outscored the Buffs **180-47** in the eight previous first halves;
- 19** The number of possessions the opponent started in CU territory (out of **144**; 12 led to scores: 9 TDs/3 FG).
- 65.9** The opponents’ TD percentage on drives inside-the-20 (red zone) against CU (**27** TDs/**41** trips; **8** field goals, **6** non-scores);

LITTLE KNOWN RARITY

In CU history, the Buffaloes have had a 100-yard rusher and receiver in the same game on **49** occasions (**38-11** when this occurs). Since CU joined the Pac-12 in 2011, it has occurred **19** times overall (once each in 2011, 2012, 2013, 2014, 2015, 2019 and now 2020; four times in 2016, thrice in 2017 and four times in 2018). In 2001, the first time the same player had 100 yards in both in the same game at Colorado occurred when **TB Cortlen Johnson** had 172 rushing and 105 receiving at Iowa State. *The full list can be found on page 178 of the 2021 CU Media Guide.*

**2021 SENIORS / "SUPER" JUNIORS (13)**

Player	Pos.	Ht.	Wt.	Cl.	Exp.	Hometown (High School/Previous College)	Major (Minor)	Grad Status
APPLETON II, Curtis	S	6- 1	180	Jr.-2	2L	Englewood, Colo. (Cherry Creek/Washburn)	Sociology	Dec. '21
ARIAS, Daniel	WR	6- 4	205	Jr.-2	3L	Mill Creek, Wash. (Henry M. Jackson)	Strategic Communication (<i>Communication</i>)	May '22
FONTENOT, Alex	TB	6- 0	205	Jr.-2	2L	Richmond, Texas (George Ranch)	Sociology (<i>Atmospheric & Oceanic Studies</i>)	Dec. '21
JACKSON, Justin	DL	6- 2	280	Jr.-2	1L	Olive Branch, Miss. (Center Hill/Northwest Mississippi CC)	Sociology	Aug. '22
*JOHNSON, Mustafa	DL	6- 2	290	Sr.-2	3L	Turlock, Calif. (Turlock/Modesto JC)	Sociology	Dec. '21
JORDAN, Janaz	DL	6- 4	305	Jr.-2	2L	Hampton, Va. (Bethel/Hinds Community College)	Ethnic Studies	Dec. '21
*LANDMAN, Nate	ILB	6- 3	235	Sr.-2	4L	Danville, Calif. (Monte Vista)	Business: Management & Marketing	Dec. '21
LANG, Terrance	DL	6- 7	285	Jr.-2	3L	Pomona, Calif. (Maranatha)	Sociology	May '22
LYLE, Anthony	S	6- 0	190	Jr.-2	1L	Lafayette, Colo. (Legacy/Eastern Michigan)	Economics	May '22
LYNCH, Matt	TE	6- 5	245	Gr.-2	1L	Broomfield, Colo. (Legacy/UCLA)	Graduate Studies	Dec. '21
LYTLE, Chance	OL	6- 7	340	Jr.-2	3L	San Antonio, Texas (Churchill)	Music & Voice Performance	Dec. '21
THOMAS, Guy	OLB	6- 4	230	Jr.-2	1L	Miami, Fla. (Booker T. Washington/Nebraska/Coahoma CC)	Communication	Dec. '21
WATTS, Josh	P	6- 4	200	Jr.-2	1L	Hobart, Tasmania AUSTRALIA (Guilford Young/Deakin University)	Economics	May '22

(*—fifth-year senior)

2021 GRADUATES (15)

Player	Pos.	Ht.	Wt.	Cl.	Exp.	Hometown (High School/Previous College)	Degree	Graduate Major/Program
*BARNES, Robert	ILB	6- 2	230	Gr.	TR	Southlake, Texas (Carroll/Oklahoma)	Communication (<i>Oklahoma/Dec. '20</i>)	GC-Supply Chain Foundations
DOSS, Jeremiah	DL	6- 4	265	Sr.-2	2L	Jackson, Miss. (Northwest Rankin/Hinds CC)	Ethnic Studies (<i>Aug. '21</i>)	Additional undergraduate courses
JACKSON, Jaylon	WR	5-10	180	Jr.-2	3L	Cedar Hill, Texas (Cedar Hill)	Communication (<i>May '21</i>)	Additional undergraduate courses
KUTSCH, Kary	OL	6- 5	310	Sr.-2	3L	Redding, Calif. (Shasta/Butte College)	Sociology (<i>Aug. '21</i>)	MS-Organizational Leadership
*LAMB, Jack	ILB	6- 4	220	Gr.	TR	Temecula, Calif. (Great Oak/Notre Dame)	Business/Finance (<i>Notre Dame/May '21</i>)	MS-Supply Chain Management
LEWIS, Isaiah	S	6- 0	205	Jr.-2	3L	Granite Bay, Calif. (Granite Bay)	Communication (<i>Dec. '20</i>)	MS-Organizational Leadership
*LYNCH, Matt	TE	6- 5	245	Gr.-2	1L	Broomfield, Colo. (Legacy/UCLA)	Sociology (<i>UCLA/May '20</i>)	MS-Organizational Leadership
MAGRI, Nico	TE	6- 3	280	Jr.-2	3L	Lafayette, Colo., (Monarch)	Business/Management & Finance (<i>May '21</i>)	MS-Organizational Leadership
MILLER, Chris	S	6- 0	190	Jr.-2	3L	Denton, Texas (Denton)	Strategic Communication (<i>May '21</i>)	GC-Cybersecurity
POPLAWSKI, Jared	TE	6- 4	240	Jr.-2	1L	Scottsdale, Ariz. (Saguaro)	Communication (<i>Aug. '21</i>)	Additional undergraduate courses
PURSELL, Colby	OL	6- 4	305	Jr.-2	3L	Valencia, Calif. (Hart)	Ecology/Environmental Biology (<i>Dec. '20</i>)	MS-Organizational Leadership
RUSSELL, Brady	TE	6- 3	255	Jr.-2	3L	Fort Collins, Colo. (Fossil Ridge)	Strategic Communication (<i>May '21</i>)	MS-Organizational Leadership
VAN DIEST, Jonathan	ILB	6- 1	230	Jr.-2	3L	Louisville, Colo. (Cherry Creek)	Business/Management (<i>Dec. '20</i>)	MS-Organizational Leadership
WELLS, Carson	OLB	6- 4	250	Jr.-2	3L	Bushnell, Fla. (South Sumter)	Business/Accounting & Finance (<i>May '21</i>)	MS-Organizational Leadership
*WRAY, Max	OL	6- 7	285	So.-3	TR	Franklin, Tenn. (Franklin/Ohio State)	Communication (<i>Ohio State/May '21</i>)	MS-Organizational Leadership

*—graduate transfers from other programs; GC—Graduate Certificate Program. There are **3,284** graduates playing across all divisions of NCAA/NAIA football this fall.**GRADUATION REVIEW**

(*Through August 2021*) Over the last 20 years, Colorado has had **358** of its **393** seniors graduate, translating to **91.1** percent in this time frame (including 17 of the 20 seniors in 2019); these are the 2001-2020 senior classes, including those players who received medicals. Over the last 13 years, 243 of the last 263 have graduated (**92.4%**), with 10 of those 20 either playing in the NFL or attempting to do so and haven't yet been able to complete their requirements. NCAA numbers will not match these (it doesn't allow a school to count transfers who graduate, but it does count against a school if it had a player transfer; it also does not count walk-ons). It is one of the reasons the numbers are skewed to be lower than they really are, especially at tougher academic schools like Colorado and its Pac-12 brethren. **TEAM GRADE POINT AVERAGE:** The team's **2.794** cumulative grade point average through the Spring 2021 semester is its highest on record (data collected since 1996); the team has 21 straight semesters over a 2.5. Its spring semester ('21) GPA of **2.8514** is also an all-time non-COVID best.

100+ RETURN YARDS NOT THAT COMMON

Often lost in all the conversation about total offense and defense are return yards – but they often swing a game. In 2017, CU owned a **396-234** edge, and had two games with 100-plus return yards (116-9 versus Texas State and 126-5 against Cal). CU's had just **five** games since 2002 with over 100 return yards in a game (and have had two in the same season just that once since 2002; the last time with three was 2001). In 2016, CU had **175** against UCLA in its 20-10 win, and they played a huge role, accounting for one touchdown via punt return and setting up CU's lone offensive score via an interception return. It was the most return yards by the Buffs since Oct. 26, 2002, when they had **183** in a 37-13 win over Texas Tech (125 interception, 44 punt, 14 fumble). The other two games with 100-plus came in 2008 against Eastern Washington (135) and in 2013 against Central Arkansas (125).

► In 2018, CU had an overall edge of **372-275**, which included **87-0** against CSU and **32-(-2)** at Nebraska.

► For the ultimate example of how rare 100 return yards can be, look no further than CU's game at UCLA in 2017. The Buffs held the edge in return yardage ... **1-0**. There were no punt or fumble returns, no miscellaneous returns, and the only yard game on the lone interception and return of the game. And then against Arizona, the Wildcats had a **6-0** edge (a single punt return). Through 11 games in 2019, CU had not allowed a non-offensive score; but Utah's punt return score in the finale prevented the Buffaloes not allowing an opponent to record at least one touchdown by a return since 2006 (and it shouldn't have counted; a blatant block in the back went unnoticed).

► In 2020, the opponents hold a slight edge, **213-179**, with the bulk of the yards coming on an 81-yard punt return (CU) and a 57-yard interception runback (SDSU).

99 IS SO NICE

Colorado scored for the seventh time in its history on a 99-yard drive to close out the scoring in the 2015 Arizona State game. **TB Christian Powell** started it with a 42-yard burst from the CU 1, and a Sefo Liufau-to-Nelson Spruce touchdown pass covering 31 yards ended the seven play march over a gassed ASU defense. CU covered the 99 yards in the third fewest plays of the seven, and it was just the second to occur in Boulder:

99—vs. Northwestern at Evanston, Sept. 29, 1951 (6 plays)

99—vs. Oklahoma at Norman, Oct. 19, 1991 (8 plays)

99—vs. Arizona State in Boulder, Sept. 13, 2014 (7 plays)

99—vs. Miami, Fla., at Miami, Oct. 13, 1961 (21 plays)

99—vs. Oklahoma at Norman, Oct. 19, 1991 (14 plays)

99—vs. Iowa State in Boulder, Oct. 29, 1988 (8 plays)

99—vs. Oklahoma State at Stillwater, Oct. 27, 2001 (5 plays)

**2021 PARTICIPATION CHART**

The participation chart for the 2021 Colorado Buffaloes; KEY: **\$**—started; **✓**—played; **DNP**—dressed, but did not play; **INJ**—injured/illness; **SSP**—suspended; (—)—denotes did not dress; ●—saw first action as a Buffalo in 2021:

Player	UNC	A&M	MIN	ASU	USC	UA	CAL	UO	OSU	Ucla	UW	UU
AMAYA	—	—	—									
ANDERSON	—	—	—									
APPLETON	✓	✓	✓									
ARIAS	\$	\$	\$									
● BARNES	DNP	✓	✓									
BAUGH	—	—	—									
● BECKER	✓	✓	✓									
BEDELL	✓	✓	✓									
BETHEL	✓	✓	✓									
BLACKMON	\$	\$	\$									
BROUSSARD	\$	\$	✓									
CARPENTER	—	—	—									
● CARTER	✓	DNP	✓									
● CHRIST-LICHTNHN	✓	✓	✓									
CLAYTON	✓	✓	✓									
DAHLKE	—	—	—									
DAVIS	✓	DNP	DNP									
DEITCHMAN, J.	DNP	DNP	DNP									
DEITCHMAN, T.	—	—	—									
DEMPSEY	—	—	—									
DUBAR	DNP	—	—									
● FAURIA	DNP	DNP	✓									
● FENSKE	INJ	INJ	\$									
FILLIP	INJ	INJ	✓									
FINNESETH	—	—	—									
FONTENOT	✓	✓	\$									
GONZALEZ	\$	\$	\$									
GRANT	DNP	DNP	DNP									
GUSTAV	✓	✓	✓									
HAM	✓	✓	✓									
HARPER	—	—	—									
● HARRISON	✓	✓	✓									
HESTERA	—	—	—									
HUBBARD	DNP	DNP	DNP									
JACKSON, Ja.	✓	✓	INJ									
JACKSON, Ju.	✓	✓	✓									
JOHNSON, A.	✓	DNP	✓									
JOHNSON, M.	—	—	—									
JORDAN	✓	✓	✓									
JYNES	✓	DNP	DNP									
KUTSCH	\$	\$	\$									
● LAMB	✓	✓	✓									
LANDMAN	\$	\$	\$									
LANG	\$	\$	\$									
LEE	✓	✓	✓									
LEMONIOUS-CRAIG	✓	✓	✓									
LEWIS, B.	\$	\$	\$									
LEWIS, I.	\$	\$	\$									
LYLE	✓	✓	✓									
LYNCH	✓	✓	✓									
LYTLE	\$	✓	✓									
MACIAS	DNP	DNP	DNP									
MADDOX	—	DNP	—									
● MAEA	✓	DNP	✓									
MAGALEI	DNP	DNP	DNP									
MAGRI	✓	✓	DNP									
● MARTIN	DNP	DNP	✓									
MILLER, C.	\$	INJ	✓									
MILLER, K.	—	DNP	DNP									

Player	UNC	A&M	MIN	ASU	USC	UA	CAL	UO	OSU	Ucla	UW	UU
MONTGOMERY	✓	✓	✓									
● MOORE	✓	✓	✓									
MOTT	—	DNP	—									
MURRAY	—	—	✓									
NOTARAINNI	—	—	—									
OFFERDAHL	DNP	DNP	DNP									
● OLIVER	✓	✓	✓									
OLSEN	—	DNP	—									
ORTEGA	—	—	—									
PASSARELLO	—	—	—									
PELL	✓	✓	✓									
● PENRY	✓	✓	✓									
PERRY, M.	\$	\$	\$									
PERRY, Q.	\$	\$	\$									
PITTMAN	—	—	✓									
POPLAWSKI	✓	✓	✓									
PRICE	DNP	DNP	DNP									
PURSELL	\$	\$	ILL									
RAY	\$	\$	✓									
● REED	✓	✓	✓									
REZNIK	—	—	—									
RICE	\$	\$	\$									
ROBINSON, R.	✓	✓	✓									
● ROBINSON, T.	✓	✓	✓									
RODDICK	✓	✓	\$									
RODMAN	\$	\$	\$									
RUSSELL	\$	\$	\$									
SAMI	\$	\$	\$									
SCHMANSKI	✓	✓	✓									
SEAVALL	—	—	—									
SHENAULT	✓	SSP	SSP									
● SIMON	✓	✓	✓									
SMITH, A.	—	—	—									
SMITH, D.	✓	✓	✓									
STACKS	✓	✓	✓									
STANLEY	\$	\$	\$									
STEWART	—	—	—									
SURPRENANT	—	—	—									
● TAYLOR	✓	✓	✓									
THOMAS	✓	\$	\$									
● TOLL	DNP	✓	✓									
TURNBULL	—	—	—									
VAN DIEST	✓	✓	✓									
WAGNER	—	DNP	—									
WARCHUCK	DNP	DNP	DNP									
WATTS	✓	✓	✓									
WEIHER	—	DNP	—									
WELLS	\$	\$	\$									
WILEY	\$	\$	\$									
WILLIAMS, A.	INJ	DNP	DNP									
WILLIAMS, M.	INJ	INJ	INJ									
● WILLIAMS, R.	✓	DNP	✓									
WILLIS	DNP	DNP	DNP									
● WOODS	✓	DNP	✓									
WOOLVERTON	DNP	DNP	DNP									
● WRAY	✓	\$	\$									
DRESSED	83	87	86									
PLAYED	68	61	70									

Injured/Season: Bell, Doss, Shrout, Striker.

21 PLAYERS HAVE SEEN FIRST CU ACTION IN 2021

A total of **21** players saw their first action in a CU uniform against Northern Colorado (17 did so against UCLA in 2020; the record in an opener of 34 was set in 2018). Here is the breakdown by class of those players (*—mainly special teams duty):

TRUE FRESHMEN (11): PK *Cole Becker, QB Drew Carter, LB Zephaniah Maea, DL Tyas Martin, CB Kaylin Moore, WR Chase Penry, CB Nikko Reed, WR Ty Robinson, CB Tyrin Taylor, DL Ryan Williams, S Trevor Woods.

REDSHIRT FROSH (7): OT Gerad Christian-Lichtenhan, TE Caleb Fauria, OL Noah Fenske, WR *Michael Harrison, S Trustin Oliver, DL Jayden Simon, DL *Blayne Toll.

SOPHOMORES (1): OT Max Wray.

GRADUATE TRANSFERS (2): ILB Robert Barnes, ILB Jack Lamb.

Recent counts: **28** (2020), **32** (2019), **45** (2018), **25** (2017), **23** (2016), **35** (2015), **26** (2014), **18** (2013), **26** (2012), **33** (2011), **26** (2010).



HEAD COACH KARL DORRELL

Karl Dorrell is in his second season as the head coach at Colorado, and his seventh as a head coach on the collegiate level; he was named CU's 27th full-time coach on February 23, 2020: he is **5-4** at Colorado and owns an overall **40-31** record. A truly veteran coach with a pedigree second to none, he started as a graduate assistant at his alma mater (UCLA) in 1988 and has spent the last 33 seasons coaching football, with a little more in college (19 years) than in the National Football League (14). He joined the Buffaloes from the Miami Dolphins, where he coached the wide receivers in 2019 and had just been promoted to assistant head coach, but Dorrell was no stranger to Colorado and Boulder. **Bill McCartney** hired him ahead of the 1992 season as CU's receivers coach, his first Division I-A/FBS job; he left CU for one year at Arizona State in 1994, but when **Rick Neuheisel** was named head coach after McCartney retired, he returned for his second stint at the school, this time as offensive coordinator, receivers and quarterbacks coach for the 1995-98 seasons until he accompanied Neuheisel to the University of Washington in 1999. The lure of the state of Colorado brought him back a third time, in this instance as the wide receivers coach for the Denver Broncos for the 2000, 2001 and 2002 seasons until his alma mater came calling and named him its head coach. He was 35-27 in five seasons at UCLA (2003-07), and would then go on to spend 12 of the next 13 years in the NFL.



	Overall	Home	Road	Neutral	2nd Half	Ranked	Unranked	Non-league	League	Bowls
Dorrell at Colorado	5-4	3-2	2-0	0-2	1-2	0-2	5-2	2-3	3-1	0-1
Dorrell / Career.....	40-31	27-9	12-17	1-5	14-21	6-15	34-16	13-12	27-19	1-430
COLORADO STREAKS: 2-game plus wins, 2-game plus losses: 1, 2 . 3-game plus wins, 3-game plus losses: 1, 0 . 4-game plus wins, 4-game plus losses: 1, 0 . 5-game plus wins, 5-game plus losses: 0, 0 . 6-game plus wins, 6-game plus losses: 0, 0 . Longest winning streak: 0 . Longest losing streak: 0 .										

DORRELL / COACHING EXPERIENCE

1988	UCLA	Graduate Assistant (offense)	2000-02	Denver (NFL)	Receivers
1989	Central Florida	Receivers	2003-07	UCLA	Head Coach
1990-91	Northern Arizona	Offensive Coordinator/Receivers	2008-10	Miami (NFL)	Receivers
1992-93	Colorado	Receivers	2011	Miami (NFL)	Quarterbacks
1994	Arizona State	Passing Game Coordinator/Receivers	2012-13	Houston (NFL)	Quarterbacks
1995-97	Colorado	Offensive Coordinator/Receivers	2014	Vanderbilt	Offensive Coordinator/Quarterbacks
1998	Colorado	Offensive Coordinator/Quarterbacks/Receivers	2015-18	New York Jets (NFL)	Receivers
1999	Washington	Offensive Coordinator/Receivers	2019	Miami (NFL)	Receivers (promoted to Asst. Head Coach for 2020)

- ◆ Dorrell, 57, has coached in a total of **436** football games in his career (**70** as a collegiate head coach; **106** as a Division I assistant for **176** total in NCAA Division I/FBS; **22** as an I-AA/FCS assistant and **10** in Division II); plus **228** as an assistant in the NFL (224 regular season, four playoff).
- ◆ He has coached in nine bowl games (1993 Fiesta, 1993 Aloha, 1996 Cotton, 1999 Holiday, 2003 Silicon Valley, 2004 Las Vegas, 2005 Sun, 2006 Emerald, 2020 Alamo).
- ◆ The **2020 Pac-12 Coach of the Year**, he was previously the co-coach of the year in 2005 when he was in his third year at UCLA (with USC's Pete Carroll).
- ◆ In his two previous stints at Colorado, the Buffaloes were 50-19-2 (17-5-2 under Bill McCartney, 1992-93; 33-14 under Rick Neuheisel, 1995-98).
- ◆ He is the third African-American head football coach at Colorado, as **Jon Embree** headed the program in 2011-12 and Mel Tucker (2019). He is one of four in the Pac-12: **David Shaw** (10th year at Stanford), **Herm Edwards** (third season at Arizona State) and **Jimmy Lake** (first-year at Washington).
- ◆ How much did Dorrell and his family love Colorado? They had a house built here in nearby Lafayette as he decided that when his coaching days were over, they wanted to retire to the state. Thus, this is definitely his dream job and he was actually headed to town for a few days prior to planning to attend the 2020 NFL Combine when he got the call from athletic director **Rick George** about interviewing for the vacant head coaching position.
- ◆ In his first two stints at Colorado, he coached three All-Americans (**Michael Westbrook** in 1992, **Charles Johnson** in 1993, **Rae Carruth** in 1996), ___ All-Conference (Big 8 or Big 12) performers on various levels (receivers Westbrook, Johnson, Carruth, **Phil Savoy** all first-team, along with **Darrin Chiaverini**, **Javon Green** and **James Kidd** and quarterback Mike Moschetti). Johnson, Westbrook and Carruth were all first round NFL draft picks.
- ◆ Dorrell is not the first to be hired as the head coach at Colorado who previously was an assistant coach at the school; in fact, he is the fifth. He joins an impressive list of those who spent time in Boulder as an assistant before being named head coach: **Frank Potts** (assistant for the 1927-39, 1941-43 and 1946-47 seasons), **Rick Neuheisel** (1994), **Gary Barnett** (1984-91) and **Jon Embree** (1993-2002). Dorrell joined the Buffs the season after Barnett was named head coach at Northwestern, and Neuheisel actually had replaced Dorrell on the Colorado staff under **Bill McCartney**.
- ◆ Dorrell is also the third CU coach to take over the program after signing day: **Chuck Fairbanks** arrived in Boulder on April 4, 1979 after a lengthy court battle with the New England Patriots to release him from their contract, and McCartney was hired on June 9, 1982 after Fairbanks left to coach New Jersey in the fledgling United States Football League (USFL).
- ◆ Dorrell was the seventh Colorado head coach to have their debut at the reins of the program televised nationally (ESPN2), as he joined **Chuck Fairbanks** (ESPN; 1979 vs. Oregon), **Rick Neuheisel** (ABC; 1995 at Wisconsin), **Gary Barnett** (FOX; 1999, Colorado State in Denver), **Jon Embree** (ESPN2; 2011 at Hawai'i), **Mike MacIntyre** (CBS-SN; 2013, Colorado State in Denver) and **Mel Tucker** (ESPN; 2019, Colorado State in Denver).
- ◆ A 1986 graduate of UCLA, earning his bachelor's degree in Psychology, also earning a minor in Business Administration. A member of **Terry Donahue's** seventh recruiting class at UCLA, he lettered four years at wide receiver for the Bruins (and actually played a game against CU in Boulder in 1982; he caught one pass for 23 yards from **Rick Neuheisel**). He played his entire Bruin career for Donahue, who would coach UCLA for 20 seasons (1976-95).
- ◆ **CONTRACT.** Dorrell was officially named CU's 27th full-time head coach on Feb. 23, 2020, and signed a 5-year contract worth \$18 million overall (\$500,000 base; \$1.2 million radio/TV income & public appearances; \$1.2 million with promotions and fundraising income), plus various annual incentives that add to \$300,000. The radio/TV income and promotion/fundraising components will increase annually by \$100,000; thus \$3.2 million for the first year, \$3.4 for the second, etc., not including additional income from any of several incentive components. The contract runs through Dec. 31, 2024.
- ◆ **Dorrell** is not a voter for the 2020 *USA Today*/ESPN Coaches poll; coaches are selected by a random draw. CU's head coach voted every season from 1987-2009, and the Buffalo coach has had a vote now for the 29 of the last 34 seasons.



HEAD COACH KARL DORRELL continued

Karl Dorrell Year-By-Year Coaching Record

Season	School	Overall					Conference					Finish/Conf.
		W	L	Pct.	Pts	Opp	W	L	Pct.	Pts	Opp	
2003	UCLA.....	6	7	.462	248	305	4	4	.500	175	200	t-5th / Pacific 10
2004	UCLA.....	6	6	.500	361	309	4	4	.500	252	227	t-5th / Pacific 10
2005	UCLA.....	10	2	.833	469	410	6	2	.750	271	306	3rd / Pacific 10
2006	UCLA.....	7	6	.417	299	259	5	4	.556	198	169	4th / Pacific 10
2007	UCLA.....	6	6	.417	275	273	5	4	.556	236	192	t-4th / Pacific 10
2020	Colorado.....	4	2	.667	171	190	3	1	.750	128	125	2nd / Pac-12 South
2021	Colorado.....	1	2	.333	42	47	0	0	.000	0	0	Pac-12 South
Career Totals		40	31	.563	1865	1793	27	19	.587	1260	1219	

As a GA at UCLA (Pacific 10; 1 season, 1988).....	10- 2	1 bowl (1-0)	As an assistant with Denver (NFL, 3 seasons, 2000-02).....	28-20	(0-1 playoffs)
As an assistant at Central Florida (Ind.; 1 season, 1989)	7- 3		As head coach at UCLA (Pacific 10, 5 seasons, 2003-07)	35-27	4 bowl (1-3)
As an assistant at Northern Arizona (Big Sky; 2 seasons, 1990-91)	8-14		As an assistant at Miami (NFL, 4 seasons, 2008-11).....	31-33	(0-1 playoffs)
As an assistant at Colorado (Big 8; 2 seasons, 1992-93).....	17-5-1	2 bowl (1-1)	As an assistant at Houston (NFL, 2 seasons, 2012-13).....	14-18	(1-1 playoffs)
As an assistant with Arizona State (Pacific 10; 1 season, 1994)....	3- 8		As an assistant at Vanderbilt (SEC, 1 season, 2014).....	3- 9	
As an assistant with Colorado (Big 8/12; 4 seasons, 1995-98)	33-14	3 bowl (3-0)	As an assistant at N.Y. Jets (NFL, 4 seasons, 2015-18)	24-40	
As an assistant at Washington (Pacific 10; 1 season, 1999)	7- 5	1 bowl (0-1)	As an assistant at Miami (NFL, 1 season, 2019)	5-11	

COLORADO SUPERLATIVES UNDER KARL DORRELL

The home (listed first) and road/neutral bests in the Karl Dorrell Era at Colorado (2020-present; *—denotes school record):

MOST FIRST DOWNS		MOST TOTAL OFFENSE		FEWEST FIRST DOWNS ALLOWED		LEAST TOTAL OFFENSE ALLOWED	
26 UCLA	Nov. 7, 2020	525 UCLA	Nov. 7, 2020	10 San Diego State	Nov. 28, 2020	155 San Diego State	Nov. 28, 2020
22 at Stanford	Nov. 14, 2020	499 at Arizona	Dec. 54, 2020	23 at Arizona	Dec. 5, 2020	397 at Stanford	Nov. 14, 2020
MOST RUSHING YARDS		MOST POINTS		FEWEST RUSHING YARDS ALLOWED		FEWEST POINTS ALLOWED	
281 Northern Colorado	Sept. 3, 2021	48 UCLA	Nov. 7, 2020	20 Northern Colorado	Sept. 3, 2021	7 Northern Colorado	Sept. 3, 2021
407 at Arizona	Dec. 54, 2020	35 at Stanford	Nov. 14, 2020	70 at Stanford	Nov. 14, 2020	13 at Arizona	Dec. 5, 2020
MOST PASSING YARDS		MOST TIME OF POSSESSION		FEWEST PASSING YARDS ALLOWED		MOST TURNOVERS FORCED	
267 Utah	Dec. 12, 2020	39:31 UCLA	Nov. 7, 2020	76 San Diego State	Nov. 28, 2020	4 UCLA	Nov. 7, 2020
255 at Stanford	Nov. 14, 2020	30:58 Texas (Alamo)	Dec. 29, 2020	154 at Arizona	Dec. 5, 2020	1 on two occasions	
MOST OFFENSIVE PLAYS		LONGEST SCORING DRIVE (TD; Yards)		FEWEST OFFENSIVE PLAYS ALLOWED			
92 UCLA	Nov. 7, 2020	90 on 2 occasions (Utah '20, UNC '21)		59 San Diego State	Nov. 28, 2020		
79 Texas (Alamo)	Dec. 29, 2020	95 at Arizona	Dec. 5, 2020	68 Texas (Alamo)	Dec. 29, 2020		

KARL DORRELL VERSUS THE NATION

School	W	L	Pts	Opp	School	W	L	Pts	Opp	School	W	L	Pts	Opp
Arizona.....	4	2	153	144	Northwestern.....	1	0	50	38	Stanford.....	5	1	176	97
Arizona State.....	3	2	151	132	Notre Dame.....	0	2	23	40	Texas.....	0	1	23	55
Brigham Young.....	1	0	27	17	Oklahoma.....	1	1	65	83	Texas A&M.....	0	1	7	10
California.....	3	2	152	164	Oklahoma State.....	0	1	20	31	UCLA.....	1	0	48	42
Colorado.....	0	1	14	16	Oregon.....	2	2	83	87	Utah.....	1	2	58	92
Florida State.....	0	1	27	44	Oregon State.....	3	0	116	49	Washington.....	4	1	167	124
Fresno State.....	0	1	9	17	Rice.....	2	0	89	37	Washington State.....	1	4	108	167
Illinois.....	2	0	41	20	San Diego State.....	4	0	117	51	Wyoming.....	0	1	21	24
Minnesota.....	0	1	0	30	Southern Cal.....	1	4	85	175	Totals	40	31	1865	1793
Northern Colorado.....	1	0	35	7										

KARL DORRELL / SITUATIONAL AT COLORADO

Category	W	L	Category	W	L	Category	W	L	Category	W	L
Overall.....	5	4	Scoring 50+ Points.....	0	0	CU Scoring First.....	3	1	September.....	1	2
Home.....	3	2	Scoring 20+ Points.....	5	2	CU Leading At Half.....	5	2	October.....	0	0
Road.....	2	0	Scoring <20 Points.....	0	2	CU Trailing at Half.....	0	2	November.....	3	0
Neutral.....	0	2	Allowing <20 Points.....	3	1	CU Tied At Half.....	0	0	December.....	1	2
Bowl Games.....	0	1	Shutouts.....	0	1	CU Leading After 3Q.....	5	1	January.....	0	0
Non-Conference.....	2	3	8-Pt Games Or Closer.....	2	1	CU Trailing After 3Q.....	0	3	Tuesday.....	0	1
Pac-12 Conf. Games.....	3	1	Ranked Teams (AP).....	0	2	CU Tied After 3Q.....	0	0	Friday.....	1	0
Home.....	1	1	Top 5 (0-0 vs. No. 1).....	0	1	Overtime.....	0	0	Saturday.....	4	3
Road.....	2	0	Top 10.....	0	1	1 OT.....	0	0	Central Time Zone.....	0	1
Day Games.....	2	3	Unranked Teams.....	5	2	2 OT.....	0	0	Mountain Time Zone.....	4	3
Night Games.....	3	1	As A Ranked Team.....	0	1				Pacific Time Zone.....	1	0

DORRELL / POINT DIFFERENTIAL AT COLORADO

Margin	1	2	3	4	5	6	7	8	9	10	11	12	13	14	15	16	17	18	19	20	21	22	23	24	25	28	30	32	--	--	--	--	--	--	--	Total	
Won	0	0	1	0	0	1	0	0	0	1	1	0	0	0	0	0	0	0	0	0	0	0	0	0	0	1	0	0	0	0	0	0	0	0	0	—	5
Lost	0	0	1	0	0	0	0	0	0	0	0	0	0	0	0	0	1	0	0	0	0	0	0	0	0	0	1	1	0	0	0	0	0	0	0	—	4

Of the 23 coaches hired to lead new programs in 2020, only one won his first four games: **Karl Dorrell**; just two others won their first three: Jim Traylor (UTSA) and Jimmy Lake (Washington); see all first-year coaches on page 41.

**DORRELL / DID YOU KNOW**

- In his first two seasons at Colorado under **Bill McCartney** (1992-93), he coached the wide receivers; he was tasked with taking over coaching a position that was returning to the spotlight after the Buffs had been a wishbone (1985-87) and I-Bone (1988-91) team the previous seven years.
- He returned as offensive coordinator from 1995-98 under **Rick Neuheisel**, also coaching the receivers. Neuheisel coached the quarterbacks from '95 through '97, then added the quarterbacks to Dorrell's coaching chores in 1998. When Neuheisel was hired by Washington in January 1999, Dorrell accompanied him and became the Huskies offensive coordinator and receivers coach, where he coached future NFL receiver **Dane Looker**.
- In his first game ever as an offensive coordinator – for Colorado on Sept. 2, 1995 at No. 21 Wisconsin, he called one of the best games by any offensive coordinator on the road against a ranked team in college football history. The Buffs rolled up 507 yards of offense (278 passing, 229 rushing) in a 43-7 win over the Badgers. It remains the most points and yards on the road against any opponent, much less a ranked foe, in the first game by an offensive coordinator in CU history.
- In his career he has coached a College Hall of Famer (**Michael Westbrook**); a Fred Biletnikoff Award finalist (**Rae Carruth**); three pairs of 1,000-yard receivers in the same season (Westbrook, **Charles Johnson** at CU; **Rod Smith** and **Ed McCaffrey** at the Denver Broncos; **Brandon Marshall** and **Eric Decker** at the N.Y. Jets); four Pro Bowl selections (Smith in 2000, 2001; Matt Schaub in 2012; Marshall in 2015); three first round draft picks (Westbrook, No. 4 overall; Johnson, Carruth), and five CU receivers in all being selected (Phil Savoy in '98 and Darrin Chiaverini in '99).
- In his two previous stints at Colorado, he coached **seven** receivers who are still among the top 20 in school history in receptions and yards. And of the **18** games at Colorado where two receivers gained 100 or more yards in the same game, he coached in **seven** of those contests.
- Dorrell's UCLA teams were **24-7** at home (**77.4** winning percentage); that included a **6-3** mark against ranked teams. His 2005 team finished with a 10-3 record, as he was selected as the Pacific 10 Conference's co-coach of the year.
- In the history of college football, **655** different head coaches have led their teams to bowl games. Of those, only **26** coached their first six teams into the postseason, and Dorrell is one of those 26, as all five of his teams at UCLA and his first CU played in postseason bowls. His streak is one of only **four** who are currently active among the 130 FBS head coaches (exceptions made for the pandemic): **13** seasons—Dabo Swinney, Clemson; **9**—James Franklin, Vanderbilt/Penn State; **9**—Gus Malzahn, Arkansas State/Auburn; **6**—**Karl Dorrell, UCLA/Colorado**; next up: **5**—Kirby Smart, Georgia. Others among the 32 include Tom Osborne, Nebraska (first 25 teams coached earned bowl invitations), Bob Stoops, Oklahoma (18), Lloyd Carr, Michigan (13), Phillip Fulmer, Tennessee (13), Jim Tressel, Ohio State (10), Pete Carroll, USC (9), Mike Leach, Texas Tech/Washington State (9), David Shaw, Stanford (8), Chris Peterson, Boise State (7), Troy Calhoun, Air Force (6), Larry Coker, Miami-Fla. (6) and Jimbo Fisher, Florida State (6). *(Twenty-six have coached their first six teams into the postseason; 20 their first seven.)*
- **Developing Players.** Throughout his career, Dorrell has been challenged to develop rookies as well as take veterans to the next level; examples:

Charles Johnson & Michael Westbrook, Colorado. Dorrell arrived at CU in an offseason where the Buffaloes were converting from an option offense for the previous seven seasons to a one-back, pro-style passing attack. But CU hadn't really recruited for that style of an offense so as a young coach, he had great challenge from the get-go. The end result? The pair combined for 133 receptions for 2,209 yards and 13 touchdowns, averaging a 16.6 yards per catch. The pair alone combined for more receiving yards than any of the previous seven CU teams had for a season.

Rae Carruth. Before his well-documented troubles after graduating from CU, Carruth was a first-team All-American receiver in 1996. He emerged from the shadows of former teammates Johnson and Westbrook to have back-to-back 1,000-yard seasons, joining Johnson as the only duo to accomplish the feat in program history at the time. Over his final two seasons, Carruth had monster numbers: 107 catches for 2,124 yards (19.9 yards per) and 17 touchdowns, with 75 of those receptions earning first downs.

Rod Smith, Denver Broncos. In his first five seasons in the NFL, he caught 257 passes for 3,811 yards and 25 touchdowns; with Dorrell as his position coach for three years (2000-02), he had 302 receptions for 3,972 yards and 24 TDs.

Ed McCaffrey, Denver Broncos. McCaffrey was in his 10th NFL season, his sixth with the Broncos, when he first came under the tutorship of Dorrell for the 2000 season. He would post career-high numbers that season: 101 receptions for 1,317 yards (with 9 touchdowns). In 2001, he suffered a broken leg in the season opener, but he would come back under Dorrell's supervision to start all 16 games in 2002, making 69 grabs for 903 yards and two scores.

Ashley Lelie, Denver Broncos. Dorrell had him for his rookie season in 2002, playing a significant role in his early development, when he emerged with the third-best numbers by the receivers on the team. Two years later, he would become a 1,000-yard receiver teaming with Smith.

Brandon Marshall, N.Y. Jets. Coming off a season with the Chicago Bears that saw him produce the lowest numbers of his career since he became a starter, Marshall rebounded the second time he was under Dorrell's coaching in 2015 to have his second best season in his 13-year career, catching 109 balls for 1,502 yards and a league-high 14 touchdowns. He had two 1,000-yard seasons with Dorrell earlier in the decade at Miami.

Robby Anderson, N.Y. Jets. Signed by the Jets as an undrafted free agent out of Temple, he started eight games as a rookie and had been a regular ever since. He caught 42 passes for 587 yards (two TDs) as a rookie in 2016, and under Dorrell's wing, caught 113 the next two seasons for 1,693 yards and 13 touchdowns, averaging a healthy 15.0 yards per catch.

DaVante Parker, Miami Dolphins. Parker at best was an average receiver in his first four years in the NFL. Dorrell coached him in his fifth season in the league, and finished with career highs across the board – 72 receptions for 1,202 yards and nine touchdowns – he really came on during the second half of the year when Dorrell's coaching really took hold (48 catches for 859 yards and six scores over the final nine games), averaging an "old school" 17.9 yards per catch during that span).

Davone Bess, Miami Dolphins. An undrafted free agent out of Hawai'i, Bess would blossom under Dorrell's coaching. He caught 54 passes as a rookie in 2008, and in four years with Dorrell as his position coach, he would catch 260 passes for 2,669 yards and 11 TDs. In 2010, he teamed with Brandon Marshall to form one of the top pass-catching duos in the league, their 165 combined receptions the most by a tandem in team history.

Brian Hartline, Miami Dolphins. A fourth round pick out of Ohio State by the Dolphins in the 2009 draft, he was the fourth receiver on the depth chart while Dorrell was with the club. But he still got his coaching early on in his career, and when the top of the depth cleared due to attrition, he would emerge as a two-time, 1,000-yard receiver in 2012 and 2013.

Matt Moore, Miami Dolphins. Dorrell also parlayed his coaching influences when he has had the opportunity to coach quarterbacks. In 2011, he molded Moore, who had started 13 games in his first three years in the league, into the team's starter who completed 60.5 percent of his passes for 2,497 yards and 16 touchdowns (his 87.1 rating was the fifth-best in the AFC). Some eight years later, Moore has been one of the league top backup QB's, playing a key role at times in Kansas City's run to its first Super Bowl title in 50 years.

Matt Schaub, Houston Texans. In 2012, Schaub led the Texans to a 12-4 record and the AFC South Division title by passing for 4,008 yards and 22 touchdowns. His rating (90.7) was the fourth-best in the AFC and ninth-best overall in the league. It was his second best career among 16 seasons in the NFL (2004-19), and those numbers came in a year after he missed six games due to injury the year before.



CU, STANFORD LEAD IN AFRICAN-AMERICAN HEAD COACHES

CU is one of two schools on the FBS/Division I-A level to have had three African-American head coaches lead their football programs. Since Wichita State hired **Willie Jeffries** in 1979 as the first black head coach in college football's top division, just 14 schools have had as many as two full-time African-American head coaches. The list:

School	No.	Coaches (Seasons)	School	No.	Coaches (Seasons)
Colorado	3	Jon Embree (2011-12), Mel Tucker (2019), Karl Dorrell (2020-)	Louisville	2	Ron Cooper (1995-97), Charlie Strong (2010-13)
Stanford	3	Dennis Green (1989-91), Tyrone Whittingham (1995-2001), David Shaw (2011-present)	Miami-Ohio	2	Mike Haywood (2009-10), Don Treadwell (2011-12)
Bowling Green	2	Dino Babers (2014-15), Mike Jinks (2016-18)	Michigan State	2	Bobby Williams (1999-2002), Mel Tucker (2020-)
East Carolina	2	Ruffin McNeill (2010-15), Scottie Montgomery (2016-18)	New Mexico State	2	Tony Samuel (1997-2004), DeWayne Walker (2009-13)
Eastern Michigan	2	Ron Cooper (1993-94), Ron English (2009-13)	Northwestern	2	Dennis Green (1981-85), Francis Peay (1986-91)
Kent State	2	Darrell Hazell (2011-12), Paul Haynes (2013-17)	South Florida	2	Willie Taggart (2013-16), Charlie Strong (2017-19)
			Vanderbilt	2	James Franklin (2011-13), Derek Mason (2014-present)
			Washington	2	Tyrone Willingham (2005-08), Jimmy Lake (2020-)

DORRELL'S 1,000-YARD RECEIVERS

Over the course of his career, Karl Dorrell has had a role in coaching 11 different receivers to 18 1,000-yard seasons. The list:

Year	Team	Players, Totals (No-Yards-TD)	Year	Team	Players, Totals (No-Yards-TD)
1992	Colorado	Charles Johnson (57-1149-5)	2001	Denver (NFL)	Rod Smith (113-1343-11)
		Michael Westbrook (76-1060-8)	2002	Denver (NFL)	Rod Smith (89-1027-5)
1993	Colorado	Charles Johnson (57-1082-9)	2003	UCLA	Craig Bragg (73-1065-5)
1994	Northern Arizona	Rod Alexander (63-1028-6)	2010	Miami (NFL)	Brandon Marshall (86-1014-3)
1995	Colorado	Rae Carruth (53-1008-9)	2011	Miami (NFL)	Brandon Marshall (81-1214-6)
1996	Colorado	Rae Carruth (54-1116-8)	2015	N.Y. Jets (NFL)	Brandon Marshall (109-1502-14)
2000	Denver (NFL)	Rod Smith (100-1602-8)			Eric Decker (80-1027-12)
		Ed McCaffrey (101-1317-9)	2019	Miami (NFL)	DaVante Parker (72-1202-9)
Year	Team	Players, Totals (No-Yards-TD)			

WHAT THEY'VE SAID ABOUT KARL DORRELL

BRIAN FLORES, Miami Dolphins Head Coach (2019-present)

"The University of Colorado hit a home run hiring Karl as their head coach. I'm excited for him to have this opportunity. He is a great teacher and excellent leader. He is a coach I would want my kids to play for."

BILL McCARTNEY, Colorado Head Football Coach (1982-94)

"Awesome, that's fabulous. Karl Dorrell is the real deal. He's genuine, he's authentic and extremely talented. I'm a Buff to the core, through and through, and this really excites me. This is a big, big deal and I am thrilled and overjoyed. Why? Because you have to get the right people in leadership, everything comes down to leadership. And with CU getting a man like Karl to lead the program, that's a feather in Rick George's cap. When Rick came on board for us (as recruiting coordinator in 1987), he improved our recruiting, and 30 years later, he's still getting it done."

ED McCAFFREY, Denver Bronco Receiver (1995-2003)

"Coach Dorrell is a true pro with a wealth of football coaching experience. I enjoyed my time with him as my position coach with the Broncos. His strong communication and intelligent leadership helped us achieve great success as a unit. His return to CU is a good hire for the program and will bring steady hand."

MIKE MOSCHETTI, Colorado Quarterback (1998-99)

"Karl is a smart, hard-nosed football coach who isn't flashy. When he says something, you will trust it, you will run through a wall for him. He has incredible experience, and he knows the challenges and in his previous stops coaching at Colorado in the 1990s, he has recruited to the academic challenges that coaches face with the high standards academic-wise at the University of Colorado. I was at the game in 2006 when his UCLA team beat No. 2 ranked USC and Pete Carroll that kept them out of the BCS title game. I can't wait to see what he does with the Buffs – we have been to just one bowl game in the last 12 or so years, and he led UCLA to five straight bowl games. He knows the tradition, and I know he's grateful for the opportunity to be a head coach again."

RICK NEUHEISEL, Colorado Head Football Coach (1995-98)

(Rick and Karl were teammates at UCLA.) *"I'm very happy for Karl. Colorado definitely hit a home run. Karl's very knowledgeable, very passionate, and I know he loved his time in Boulder. His strong point is organization and leadership. He's always been an offensive guy, and by spending a lot of time in the NFL, he's learned even more. This is making me a bit nostalgic about the fun we had coaching together with the Buffs and when we played together at UCLA*

– he was my go-to guy." (Neuheisel was a quarterback at UCLA, Dorrell his top receiver).

ROD SMITH, Denver Bronco Receiver (1995-2007)

"I want to say congratulations to Coach Karl Dorrell and the CU Buffaloes. I had personal experience with him, he took my game to a whole new level. I was doing really well, but when I got with him, in three years (under him) I had over 300-plus catches, pro bowls and all that stuff. He's a technician, he knows what he's doing, he's been around and he's studied with some of the best. I can tell you right now, this team, this program is about to take off. Coach Dorrell, I appreciate you and thank you for everything you've done for me and I'm looking forward to the CU Buffaloes go to a whole new level."

KORDELL STEWART, Colorado Quarterback (1991-94)

"Karl was and is a smart coach, understands all aspects of the game of football. When he was at Colorado when I was there, he had what I would call 'young energy,' to where I think Michael (Westbrook), CJ (Charles Johnson), Phil Savoy and the other receivers really respected him. He made them understand the game through the eyes of a quarterback, which isn't always easy to do. I'm excited about this opportunity for him. With his combination of head coaching experience at UCLA and his time as a position coach in the NFL, he brings a tremendous amount of credibility to the table. I would hope that the players on the team now and the incoming recruits will appreciate that – he's got the background that should earn him an enormous amount of respect. He understands how CU operates, understands the community, knows the lay of the land. It was important for Rick (George) to hire someone who understands the Colorado way and our tradition. Karl fits that mold of what CU is trying to do and will pick up the pieces that were broken with the last coach and put them back together. In time, he will make this thing really work."

MICHAEL WESTBROOK, CU All-American Receiver (1991-94)

"I'm glad to hear that someone with Karl's character will be CU's new coach. I loved Karl. He was a huge disciplinarian, but in both a good and tough way. It was definitely brought to your attention if you weren't doing what you're supposed to do. You come to realize that he'll be tough when he has to be, which is what young kids need, and in the end, that makes you a better player and a better person. He was very much like Bill McCartney in that manner, that was Karl's thing as well, they are cut from that same cloth. I know him, trust him, the program is in good hands and I'll enjoy coming back to watch the Buffaloes play under Karl."



2021 COLORADO FOOTBALL STAFF

Head Coach	Karl Dorrell (UCLA '86)
Assistant to Head Coach / Operations Asst.	Emily Funke (Texas A&M '19)
Offensive Coordinator / Receivers	Darrin Chiaverini (Colorado '99)
Passing Game Coordinator / Quarterbacks	Danny Langsdorf (Linfield '95)
Offensive Line	Mitch Rodrigue (Nicholls State '88)
Running Backs	Darian Hagan (Colorado '96)
Tight Ends	Bryan Cook (Ithaca '98)
Defensive Coordinator / Defensive Line	Chris Wilson (Oklahoma '92)
Defensive Passing Game Coord. / Safeties	Brett Maxie (Texas Southern '85)
Cornerbacks	Demetrice Martin (Excelsior '06)
Inside Linebackers	Mark Smith (Hardin-Simmons '00)
Outside Linebackers	Brian Michalowski (Arizona State '11)
Offensive Graduate Assistant	Jason Grossman (Akron '19)
Offensive Graduate Assistant	Donovan Williams (Louisiana '16)
Defensive Graduate Assistant	Connor Boyd (Alabama '18)
Defensive Graduate Assistant	Kyre Hawkins (James Madison '17)
Director of Football Operations	Bryan McGinnis (San Jose State '07)
Asst. Director of Football Operations	Scott Unrein (Colorado '11)
Quality Control/Offense	Reggie Moore (UCLA '91)
Quality Control/Offense	Matt Butterfield (Colorado '10)
Quality Control/Defense	Jeff Smart (Colorado '09)
Director of Quality Control/Special Teams	Chris Reinert (Vanderbilt '09)

Quality Control / Blitz & Front Specialist	William Vlachos (Alabama '11)
General Manager	Bob Lopez (Illinois State '77)
Director of Player Personnel	Chandler Dorrell (Vanderbilt '17)
Assistant Director of Player Personnel	Andy Wang (Kentucky '17)
Lead Recruiting Assistant	D.J. Bryant (James Madison '12)
Recruiting Assistant (Communications)	Emily Giusti (Ohio State '20)
Recruiting Assistant (Scouting)	Harding Harper (Vanderbilt '16)
Recruiting Assistant (Scouting)	Brandon Kronethal (Penn State '20)
Recruiting Assistant (On-Campus)	Jessica Jefferson (Clemson '15)
Director of Football Video	Jamie Guy (Cincinnati '98)
Analyst Manager (Video)	Cece Yeh (California '21)
Creative Services Manager	John Snelson (Colorado '11)
Graphic Designer	TBA
Director of Strength & Conditioning	Shannon Turley (Virginia Tech '00)
Asst. Strength & Conditioning Coach	Darius Reese (San Jose State '14)
Asst. Strength & Conditioning Coach	Andy Ward (Cal State Stanislaus '09)
Asst. Strength & Conditioning Coach	Scott Sacuskie (Portland State '03)
Asst. Sports Dietitian (Football)	Colby Wolf (Rhode Island '16)
Volunteer Offensive Assistant:	Deontrae Cooper (CSU-Pueblo '15)
Volunteer Defensive Assistant:	Greg Brown (Texas-El Paso '80)
Volunteer Offensive Assistant:	Kolter Smith
Volunteer Recruiting Assistant:	Serena Rodriguez

CU COACHES ON GAME DAY

The location for CU coaching staff during games (all except the quality control staff are among those allowed within the NCAA maximum to wear headsets):

SIDELINE: Head coach **Karl Dorrell** (on headset); **Chris Wilson** (defensive coordinator/defensive line), **Danny Langsdorf** (quarterbacks/passing game coordinator), **Darian Hagan** (running backs), **Mitch Rodrigue** (offensive line), **Demetrice Martin** (cornerbacks), **Mark Smith** (inside linebackers), **Reggie Moore** (quality control/offense), **Jeff Smart** (QC/defense), **Chris Reinert** (QC/special teams), grad assistants **Jason Grossman** (offense) and **Kyre Hawkins** (defense) and **Shannon Turley** (strength & conditioning).

COACHES BOOTH: **Darrin Chiaverini** (offensive coordinator/receivers), **Bryan Cook** (tight ends), **Brett Maxie** (safeties), **Brian Michalowski** (outside linebackers), **Matt Butterfield** (QC/offense), **William Vlachos** (QC/blitz & front) and graduate assistants **Donovan Williams** (offense) and **Connor Boyd** (defense).

COACH "DORR-WELL"

The 27 head coach in CU history, **Karl Dorrell** started 4-0 in his CU coaching career; only **Harry Heller** (won his first seven in 1894), **Willis Kleinholtz** (six in 1905), **T.W. Mortimer** (five in 1900) and **Rick Neuheisel** (five in 1995) won as many or more to open their CU careers (and Dorrell was OC on Neuheisel's staff). Dorrell was the sixth CU coach to open 3-0 in conference games, but the first since **Jim Yeager** in 1941.

- ▶ Named the Pac-12 **Coach of the Year** by both the *Associated Press* and the league coaches, the sixth coach to be recognized in CU's history with the honor;
- ▶ Named Football Writers Association of America's **First-Year Coach of the Year**, honoring the top coach among those in their first-year at a new school in 2020;
- ▶ Of the 23 new head coaches in 2020, he was the last of the group who was undefeated come Dec. 6 (finished with the fourth-best winning percentage).
- ▶ He was the third CU head coach to lead the Buffs to a bowl game in his first season, joining Neuheisel ('96 Cotton) and **Gary Barnett** ('99 Insight.com).
- ▶ He was the first CU coach in his first season to have his team go from unranked to ranked (No. 21 AP, No. 22 USAT/Coaches on Dec. 6; No. 21 CFP on Dec. 8), leading a team that many prognosticators were saying would win maybe one if any games (the over/under in Vegas was 1½ wins).

DORRELL: A COLLEGE FOOTBALL FIRST?

Ironically, with the Buffaloes drawing UCLA for their first game, **Karl Dorrell** coached against the school he served as head coach for five seasons (2003-07). He was 35-27 with the Bruins over those years. Another irony – his first game as head coach at UCLA was in Boulder against CU, a game in which the Buffs rallied to win, 16-14. He had been an assistant with CU twice (1992-93, 1995-98), but played collegiately at UCLA (1983-86). Thus, in his first game as a head coach, he went up again a former team on which he was an assistant, and his first game his second opportunity as a head coach be against his alma mater, where he also made his head coaching debut. UCLA did win it next game (6-3 over Illinois), which was the school's 500th at the time.

ONLY A HANDFUL HAVE OPENED AGAINST THEIR ALMA MATER

Karl Dorrell was the ninth known Division I head coach to face his alma mater in his first game at his new school (not necessarily his first game overall):

Year	Coach	School	Alma Mater/Opp.	Result	Year	Coach	School	Alma Mater/Opp.	Result
1918	Andy Gill	Kentucky	at Indiana	W 24- 7	2010	Jimbo Fisher	Florida State	Samford	W 59- 6
1982	George Welsh	Virginia	at Navy	L 17-30	2010	Mike London	Virginia	Richmond	W 34-13
1999	Randy Walker	Northwestern	Miami-Ohio	L 3-28	2011	Larry Coker	UTSA	Northeastern State	W 31- 3
2001	Jim Tressel	Ohio State	*Akron (Gr. School)	W 28-14	2020	Karl Dorrell	Colorado	UCLA	W 48-42
2009	Gary Anderson	Utah State	Utah	L 17-35					

➔ In 1995, **Rick Neuheisel's** first game as a head coach (CU) was at Wisconsin; while he didn't go there (he is also a UCLA grad), he was born in Madison. Dorrell's first win as a head coach was in his second game, a 6-3 win over Illinois, which happens to be CU athletic director **Rick George's** alma mater; the Bruins won that day with two field goals from Justin Medlock. **Bill McCartney's** first win came in his second game in 1982, a 12-0 triumph at Washington State, on the strength of four Tom Field field goals.

**DORRELL A FINALIST FOR 2020 FWAA/EDDIE ROBINSON COACH OF THE YEAR AWARD**

For the second time in his career, **Karl Dorrell** was a finalist for the Football Writers Association of America/Eddie Robinson Coach of the Year Award in 2020. He was a finalist in 2005 when he was in his third year at UCLA; of the nine finalists this year, he is the only first-year coach at his current school. The other finalists were: **Jamey Chadwell**, Coastal Carolina, the winner; **Tom Allen**, Indiana; **Brent Brennan**, San José State; **Matt Campbell**, Iowa State; **Luke Fickell**, Cincinnati; **Nick Saban**, Alabama; **Kalani Sitake**, BYU; and **Dabo Swinney**, Clemson.

INAUGURATIONS

Karl Dorrell was named the 27th full-time head coach in Colorado history last February 23, the 17th dating back to 1935; after the first 10 CU coaches opened 8-1-1, the next 10 lost all theirs; the last six have gone 3-3. **Rick Neuheisel** snapped the losing streak when his team defeated Wisconsin in Madison, 43-7 in 1995 (the first to win his opener since **Herbert Hoover** was U.S. president); **Mike MacIntyre** became just the second coach in that group to win his CU opener in an 81-year span with a 41-27 win over Colorado State in Denver in 2013; and **Mel Tucker** the third to do so in his inaugural game in 2019 over Colorado State in Denver, 52-31 with Dorrell following in 2020. overall, Colorado coaches are now **12-14-1** in their debut games at the reins of the Buffaloes; here's a closer look (no head coach 1890-93; number in parenthesis indicates how many games that coach won in a row to begin career):

1894	Harry Heller (7)	East Denver H.S.	W 46- 0	1959	Sonny Grandelius	Washington	L 12-21
1895	*Fred Folsom (2)	Denver Wheel Club	W 32- 0	1962	Bud Davis	at Utah	L 21-37
1900	T.W. Mortimer (5)	at Denver Manual H.S.	W 29- 0	1963	Eddie Crowder	Southern California	L 0-14
1903	Dave Cropp (3)	at State Prep School	W 40- 0	1974	Bill Mallory	at Louisiana State	L 14-42
1905	Willis Kleinholtz (6)	at North Denver H.S.	W 28- 0	1979	Chuck Fairbanks	Oregon	L 19-33
1906	Frank Castleman	State Prep School	W 22- 0	1982	Bill McCartney	California	L 17-31
1916	Bob Evans	Alumni	T 0- 0	1995	Rick Neuheisel (5)	at Wisconsin	W 43- 7
1918	Joe Mills	Northern Colorado	L 0- 9	1999	Gary Barnett	Colorado State (Denver)	L 14-41
1920	Myron Witham (2)	at Denver	W 31- 0	2006	Dan Hawkins	Montana State	L 10-19
1932	Bill Saunders (2)	at Colorado Mines	W 31- 0	2011	Jon Embree	at Hawai'i	L 17-34
1935	Bunny Oakes	at Oklahoma	L 0- 3	2013	Mike MacIntyre (2)	Colorado State (Denver)	W 41-27
1940	Frank Potts	at Texas	L 7-39	2019	Mel Tucker (2)	Colorado State (Denver)	W 52-31
1941	Jim Yeager	Texas	L 6-34	2020	Karl Dorrell (4)	UCLA	W 48-42
1948	Dallas Ward	New Mexico	L 6- 9				

... AND IN CONFERENCE PLAY

Head coaches have had more success in their first conference game piloting the Buffaloes, going **18-8** including this year when Karl Dorrell's first CU squad opened with the 48-42 win over UCLA (CU was an independent in 1905 when Willis Kleinholtz coached his lone season). He was the first since Gary Barnett won his Big 12 Conference debut, a 51-17 win over Kansas in Boulder; the last three CU head coaches lost their league lid-lifters. As far as winning their first conference game on the road, Tucker became the sixth to do so (number in parenthesis indicates how many conference games that coach won or lost in a row in his first year):

1894	Harry Heller	DENVER	W 44- 0 (4)	1959	Sonny Grandelius	at Oklahoma	L 12-42 (1)
1895	Fred Folsom	DENVER	W 28- 0 (1)	1962	Bud Davis	KANSAS STATE	W 6- 0 (1)
1900	T.W. Mortimer	COLORADO STATE	W 29- 0 (1)	1963	Eddie Crowder	at Kansas State	W 21- 7 (2)
1903	Dave Cropp	COLORADO STATE	W 5- 0 (4)	1974	Bill Mallory	IOWA STATE	W 34- 7 (1)
1906	Frank Castleman	DENVER	W 6- 0 (1)	1979	Chuck Fairbanks	at Oklahoma	L 24-49 (5)
1916	Bob Evans	WYOMING	W 16-10 (1)	1982	Bill McCartney	NEBRASKA	L 14-40 (1)
1918	Joe Mills	at Denver	L 0- 6 (1)	1995	Rick Neuheisel	at Oklahoma	W 38-17 (1)
1920	Myron Witham	at Denver	W 31- 0 (2)	1999	Gary Barnett	KANSAS	W 51-17 (1)
1932	William Saunders	at Colorado Mines	W 31- 0 (2)	2006	Dan Hawkins	at Missouri	L 13-28 (2)
1935	Bunny Oakes	COLORADO MINES	W 58- 0 (4)	2011	Jon Embree	WASHINGTON STATE	L 27-31 (6)
1940	Frank Potts	at Utah State	W 26- 0 (3)	2013	Mike MacIntyre	at Oregon State	L 17-44 (6)
1941	Jim Yeager	UTAH STATE	W 13- 7 (3)	2019	Mel Tucker	at Arizona State	W 34-31 (1)
1948	Dallas Ward	at Kansas	L 7-40 (1)	2020	Karl Dorrell	UCLA	W 48-42 (3)

THE CLASS OF '20

Ahead of the 2020 season, 24 programs including CU hired new head coaches, 10 of whom (^) are first-time head coaches on the collegiate level. Here's a look at those coaches that make up the "class of 2020" and their records through games of Sept. 18 (Note: Old Dominion opted out of the 2020 season):

Coach, School (2021 record)	W	L	Pct.
^Ryan Silverfield, Memphis (3-0)	11	3	.786
^Shawn Clark, Appalachian State (2-1).....	11	4	.733
^Jeff Traylor, Texas-San Antonio (3-0).....	10	5	.667
^Jeff Hafley, Boston College (3-0)	9	5	.643
Brady Hoke, San Diego State (3-0)	7	4	.636
Lane Kiffin, Mississippi (3-0)	8	5	.615
Kalen DeBoer, Fresno State (3-1)	6	4	.600
Willie Taggart, Florida Atlantic (2-1)	7	5	.583
^Jimmy Lake, Washington (1-2)	4	3	.571
Karl Dorrell, Colorado (1-2)	5	4	.556
Eli Drinkwitz, Missouri (2-1)	7	6	.538
Greg Schiano, Rutgers (3-0)	6	6	.500

Coach, School (2021 record)	W	L	Pct.
Mel Tucker, Michigan State (3-0).....	5	5	.500
^Sam Pittman, Arkansas (3-0).....	6	7	.462
Todd Graham, Hawai'i (1-3)	6	7	.462
Mike Leach, Mississippi State (2-1)	6	8	.429
^Dave Aranda, Baylor (3-0)	5	7	.412
Danny Gonzales, New Mexico (2-1).....	4	6	.400
^Ricky Rahne, Old Dominion (1-2)	1	2	.333
Nick Rolovich, Washington State (1-2)	2	5	.286
Steve Addazio, Colorado State (1-2)	2	5	.286
Mike Norvell, Florida State (0-3)	3	9	.250
^Jeff Scott, South Florida (1-2)	2	10	.167
^Marcus Arroyo, UNLV (0-3)	0	9	.000

MUSIC IN HIS BLOOD: Assistant head coach **Darrin Chiaverini** has music in his blood, though not to the extent of his father, **Eddie "Day" Chiaverini**, who played the rhythm guitar for The Lively Ones, a rock and roll band in the early 1960s. One of their songs, *Surf Rider*, made the soundtrack of the 1994 blockbuster movie, *Pulp Fiction*, playing over the opening and closing credits. You can hear it here: <https://www.youtube.com/watch?v=CxfQYRjxvc>.

**200/200 BALANCING ACT**

In the 48-42 win over UCLA, Colorado rushed for **264** yards and passed for **261**, improving to 59-11 dating back to the first time it happened in school history in 1960. The three-yard difference tied for the second most-balanced offensive game in CU history. A closer look at all CU games with 200-plus yards rushing and passing that were within 10 yards of each other (*—CU head coach **Karl Dorrell** was involved in three of the top four and four of the eight games; (Dorrell was an assistant coach at CU in 1993, was the offensive coordinator in 1997):

Date	Opponent	Rush	Pass	Total	Diff.	Result	Date	Opponent	Rush	Pass	Total	Diff.	Result
Nov. 11, 1961	UTAH	210	208	408	2	L 12-21	Sept. 10, 2005	NEW MEXICO STATE	238	233	471	5	W 39- 0
Sept. 18, 1993	*at Stanford	274	277	551	3	L 37-41	Oct. 7, 1967	IOWA STATE	217	223	440	6	W 34- 0
Oct. 25, 1997	*at Texas	208	211	419	3	W 47-30	Nov. 10, 2001	at Iowa State	255	247	502	8	W 40-27
Nov. 7, 2020	*UCLA	264	261	525	3	W 48-42	Sept. 4, 1993	*TEXAS	270	260	530	10	W 36-14

HIGH SCORING FROM THE GET-GO

The **90** points scored by CU and UCLA in 2020 marked the highest scoring season opener in CU history, eclipsing the 83 points in 2019 (CU's 52-31 win over Colorado State in Denver). But it was also a conference opener, and it rose to the second highest scoring league lid-lifter in Buff annals (trailing the infamous Oct. 4, 1980 clash between CU and Oklahoma at Folsom Field. A look at the top five in each (home team in CAPS):

HIGHEST SCORING SEASON OPENERS / CU History

90	2020	COLORADO 48, UCLA 42
83	2019	Colorado 52, Colorado State 31 (Denver)
77	2003	Colorado 42, Colorado State 35 (Denver)
72	1981	COLORADO 45, Texas Tech 27
68	2013	Colorado 41, Colorado State 27 (Denver)

HIGHEST SCORING CONFERENCE OPENERS / CU History

124	1980	Oklahoma 82, COLORADO 42	Big 8
90	2020	COLORADO 48, UCLA 42	PAC-12
79	1983	Missouri 59, COLORADO 20	Big 8
79	2016	Colorado 41, OREGON 38 (Denver)	PAC-12
72	2003	BAYLOR 42, Colorado 30	Big 12

BUFF ALUMNI IN THE FBS COACHING RANKS: Brad Bedell ('99), TE, Auburn; Kyle Cefalo ('11), PCG/WR, Utah State; Darrin Chiaverini ('98), OC/WR, Colorado; Paul Creighton ('03), Fresno State, TE; David Gibbs ('90), Co-DC/DB, UCF; Darian Hagan ('91), RB, Colorado; Anthony Perkins ('11), CB, Colorado State; Jeff Smart ('09), QC/D, Colorado; Demetrius Sumler ('09), San Diego State, CB; Chidera Uzo-Diribe ('13), DL, SMU; Ryan Walters ('08), DC, Illinois.

IN THE FCS: Cha'pelle Brown ('08), UC Davis, AHC/CB; Cedric Cormier ('01), Houston Baptist, I-WR; Cody Hawkins ('10), UC Davis, OC/WR;

Jay MacIntyre ('18), WR, Tennessee-Martin.

IN DIVISION II: Pete Shinnick ('88), head coach at West Florida; John Donahoe ('03), CSU-Pueblo, WR; Jack Harris ('13), West Texas A&M, OL; Chris Symington ('87), AHC/OL/RGC at CSU-Pueblo.

IN THE NAIA: Jason Burianek ('02), HC, Missouri Baptist.

IN THE NFL (see page with Buffs in the Pros).

SHINNICK EARNS TOP HONOR

Pete Shinnick ('88), who finished his fourth season as head coach at West Florida in 2019, was named the Gulf South Conference Coach of the Decade (2010-19). Ow does someone win that honor after just four years? First, he started the program in 2016, and one year later, the team reached the Division II championship game. Four years later in 2019, West Florida won the title. Shinnick's Argos were the second-fastest football program to go from startup to national champion in NCAA history. At 9-1, UWF currently owns the best postseason winning percentage in NCAA history (all on the road or at neutral sites).

STREAKING

Colorado has active multiple win streaks going against 11 Division I-A/FBS schools. The list: **5**—Colorado State; **4**—San Jose State; **3**—Stanford, Utah State, Wyoming; **2**—Arizona State, Iowa, Louisiana-Monroe, Massachusetts, Nebraska, Notre Dame and San Diego State. CU's longest current losing streaks are to Southern California (14), Texas (6), Missouri (5), Utah (4) and LSU, Michigan, Ohio State, Oklahoma State (3).

SEVEN IN COLORADO

Colorado will play seven games in the state for the 17th time sating back to the 1998 season, but all of those featured a game against Colorado State in Denver, truly a neutral site. With the Texas A&M game in Denver, while technically neutral, it is more of a home game obviously for the Buffs. The last time CU had seven true home games was in 1982; the only other year with more than six was in 1978, when CU played eight home games (including the first five at home — when CU opened 5-0 and allowed exactly 7 points in each of those games).

➤ The first three or more games are within the state's borders for the eighth time this century (2001, 2002, 2003, 2006, 2008, 2017, 2019, 2021).

LAST NOTE ON SEASON OPENERS

The Buffaloes are **23-10-1** in their last 33 season openers (dating back to 1988). In those 23 wins, Colorado scored **851** points, or an average of **37.0** per game; in the 10 losses, CU scored 172 points, or **17.2** per (it had 31 in the tie with Tennessee in 1990). In the six-game season opener winning streak, CU has scored 241 points, or 40.2. In the 23 victories, the opponent has scored **392** points, or 17.0 per. The bulk of the games have been against Colorado State (20; CU won 14), but the Buffaloes are 5-0-1 against Power-5 teams.



HISTORICALLY

Colorado is in its second century of intercollegiate football, as the Buffaloes are in their 130th season of competition having played **1,270** games with an all-time record of **715-519-36**. CU currently stands 26th on the all-time win list and is 36th in all-time winning percentage (.577; the Buffs are 29th for those schools with 1,000 or more games played in Division I-A). Only 12 Division I schools have played more seasons of intercollegiate football than Colorado; Washington is the only Pac-12 school that matches CU's total of 132 (Cal is the only one who has played more games – 1,278), with only USC (854) and Washington (747) having won more games (CU is sixth in the league in winning percentage).

➔ In Boulder, the Buffs are **409-202-16** (.665) all-time and **321-180-10** (.638) in their 98th season on the “hilltop” (Folsom Field).

OVERTIME

Colorado is **7-9** all-time in overtime games (**4-6** at home), with seven losses by three points; the Buffs became the 84th team in FBS/I-A to play an overtime game when it played its first extra session affair against Missouri in 1999. Here's a chart summarizing the Buffs in overtime (*—denotes in Denver):

Date	Opponent	Score	Regulation	Coin Toss	Choice	-----Total Yards-----		Notes
						Offense	Defense	
Oct. 9, 1999	MISSOURI	W 46-39	39-39	Missouri	Defense	25	13	Ends with Ben Kelly INT
Nov. 26, 1999	NEBRASKA	L 30-33	27-27	Nebraska	Defense	9	25	CU trailed 27-3 early in 4th
Nov. 9, 2002	at Missouri	W 42-35	35-35	Missouri	Defense	25	18	Ends with Kory Mossoni FR
Dec. 28, 2002	Wisconsin	L 28-31	28-28	Wisconsin	Defense	-2	5	Alamo Bowl
Oct. 11, 2003	KANSAS	W 50-47	44-44	Colorado	Defense	25	7	Brian Calhoun 3-25, TD rushing in OT
Oct. 23, 2004	at Texas A & M	L 26-29	26-26	Colorado	Defense	14	33	First CU turnover in an OT ends it
Oct. 7, 2006	BAYLOR	L 31-34 (3 OT)	17-17	Colorado	Defense	42	72	Ends in 3OT on Baylor INT
Sept. 1, 2007	*Colorado State	W 31-28	28-28	Colorado	Defense	7	16	Kevin Eberhart kicks GWFG (35) after Terrance Wheatley INT
Sept. 18, 2008	WEST VIRGINIA	W 17-14	14-14	Colorado	Defense	18	19	Aric Goodman kicks GWFG (25) after WVU FG miss
Sept. 10, 2011	CALIFORNIA	L 33-36	30-30	California	Defense	20	45	CU drives to CA4 but drive stalled
Sept. 27, 2014	at California	L 56-59 (2 OT)	49-49	Colorado	Defense	46	34	CU drives to CA1 but failed on 4th down
Oct. 25, 2014	UCLA	L 37-40 (2 OT)	31-31	Colorado	Defense	13	40	CU rallied from 31-14 down in 4th; two OT FGs
Sept. 19, 2015	*Colorado State	W 27-24	24-24	Colorado	Defense	10	2	Diego Gonzalez kicks GWFG (32) after Tedric Thompson FG block
Oct. 27, 2018	OREGON STATE	L 34-41	34-34	Colorado	Defense	18	30	CU drives to OS7, but four straight plays gain zero yards
Sept. 7, 2019	NEBRASKA	W 34-31	31-31	Nebraska	Defense	13	-6	James Stefanou kicks GWFG (34), NU misses from 48
Sept. 14, 2019	AIR FORCE	L 23-30	23-23	Colorado	Defense	9	25	AFA scores on one play; CU stopped on downs at AFA 16

COMEBACK BUFFS

Over the last 14 seasons, CU has rallied to win from 10 or more points down 14 times. Three of the rallies have come from 17 down: this season, CU spotted Arizona a 13-0 lead, but **TB Jarek Broussard's** school record 155 yards in the second quarter helped the Buffs take the halftime lead and never look back. In 2019 against Nebraska, the turning point a 96-yard flea-flicker from **QB Steven Montez** to **WR K.D. Nixon** that pulled CU to within three; in 2012, Washington State led, 31-14, early in the fourth quarter, but CU scored three straight TDs to close the game, capped by **QB Jordan Webb** scoring on fourth down from four yards out with 0:09 remaining; **PK Will Oliver** added the game winning PAT. In 2007, the Buffs got the best of No. 3 Oklahoma when **PK Kevin Eberhart** capped a run of 20 straight points with a 45-yard field goal for a 27-24 win. Nine have taken place in Boulder, one in Denver, and three on the road (the WSU comeback was the largest fourth quarter comeback on the road CU has ever had).

COLORADO COMEBACKS

Trailed By	Time, Qtr.	Final	Opponent (Date)
13 (0-13)	4:06, 2Q	24-13	at Arizona (Dec. 5, 2020)
17 (0-17)	4:06, 3Q	34-31	OT; NEBRASKA (Sept. 7, 2019)
14 (0-14)	2:44, 1Q	27-24	OT; Colorado State (Sept. 19, 2015)
11 (20-31)	12:24, 3Q	41-38	at Massachusetts (Sept. 6, 2014)
17 (14-31)	8:07, 4Q	35-34	at Washington State (Sept. 22, 2012)
11 (3-14)	3:47, 1Q	44-36	KANSAS STATE (Nov. 20, 2010)
10 (14-24)	10:40, 3Q	29-27	GEORGIA (Oct. 2, 2010)
10 (0-10)	0:00, 2Q	31-13	HAWAII (Sept. 18, 2010)
10 (21-31)	11:01, 4Q	35-34	TEXAS A&M (Nov. 7, 2009)
11 (13-24)	9:14, 4Q	28-24	IOWA STATE (Nov. 8, 2008)
14 (7-21)	7:29, 2Q	31-24	EASTERN WASHINGTON (Sept. 6, 2008)
11 (24-35)	0:23, 2Q	65-51	NEBRASKA (Nov. 23, 2007)
17 (7-24)	12:23, 3Q	27-24	OKLAHOMA (Sept. 29, 2007)
11 (17-28)	10:05, 3Q	31-28	OT; Colorado State (Sept. 1, 2007)

COLORADO NEAR THE TOP IN ALL-TIME 2,000-YARD / 1,000-YARD CAREER RUNNERS

Colorado is tied for 12th in players who have gained 2,000 or more career rushing yards, as 19 Buffaloes through the years have reached that milestone. **TB Phillip Lindsay** was the last to do it, as he finished his career in 2017 with 3,707 yards (second all-time at the school). Colorado is also in the top 10 (sixth) in all-time 1,000-yard rushers with **55** (Oklahoma tops that list with 77, followed by Ohio State 69, Nebraska 65, USC 61, Alabama 60, Colorado 54, Army 53, Texas 51, West Virginia 50, LSU 48). The all-time leaders in players who have reached the career 2K plateau:

Oklahoma	32	Michigan	20	Colorado State	18	Michigan State	16	San Diego State	14	SMU	12
Nebraska	30	Texas A & M	20	Florida	18	South Carolina	16	Utah	14	Army	11
Georgia Southern	28	Colorado	19	Auburn	17	Tennessee	16	Bowling Green	13	Baylor	11
Ohio State	27	Northern Illinois	19	Boston College	17	Florida State	15	Georgia Tech	13	Mississippi State	11
Oklahoma State	25	Penn State	19	East Carolina	17	Houston	15	Indiana	13	Wake Forest	11
Syracuse	22	Texas	19	Illinois	17	Iowa	15	Minnesota	13		
Southern California	20	Virginia	19	Wisconsin	17	Tulsa	15	Mississippi	13		
Alabama	20	Virginia Tech	19	Georgia	16	West Virginia	15	New Mexico	13		
Clemson	20	Arkansas	18	LSU	16	Western Michigan	15	North Carolina	13		

In 1989, Colorado had four players on the roster at the same time with at least 1,000 career yards: **TB Eric Bieniemy**, **TB J.J. Flannigan**, **QB Darian Hagan** and **FB Erich Kissick**. Only two other times did the Buffs have three players that had hit that plateau on the same team, in 1993: **FB James Hill**, **TB Rashaan Salaam** and **TB Lamont Warren** and in 2015: **Christian Powell**, **Michael Adkins** and **Phillip Lindsay**.

Historical Note. Colorado was 1-yard away from another 2,000-yard rusher: the late **Carroll Hardy** ('54) ended his career with 1,999 yards. CU's SID at the time, **Fred Casotti**, never forgave himself, especially since his final game came against Kansas State, when he had 10 carries for 238 yards. In that 38-14 win, the Buffs rushed 36 times for 493 yards, or 13.7 yards per; he no doubt could have picked up that extra yard. Hardy went on to play pro football and baseball, and his claim to fame was becoming the only player to pinch-hit for **Ted Williams** (he also pinch-hit for **Roger Maris** and **Carl Yastrzemski**).



SCORING STREAKS

The Buffs scored in a school record **242** consecutive games until Missouri ended the streak on October 25, 2008; it was first shutout loss since November 12, 1988 to Nebraska in Lincoln (7-0). The Buffs had scored in **94** consecutive road games (123 including neutral sites) as well as in 153 straight league games, all 103 in Big 12 play, including the four title games, and their final 50 in Big Eight competition, dating back to the '88 shutout at Nebraska. CU had scored in **150** straight games at home until Stanford shut out the Buffs, 48-0 on Nov. 3, 2012; the previous last shutout was a 28-0 loss to Oklahoma on Nov. 15, 1986.

Current streaks:

- CU has scored in **0** straight games overall, as the 30-0 loss to Minnesota snapped a **36**-game scoring streak).
- CU had scored in **170** straight games against non-conference opponents (1979-2021, until Minnesota won 30-0 in Boulder on Sept. 18, 2021).
- The home shutout losses to Minnesota ('21), Stanford ('12), Oklahoma in '86 and LSU in '79 are the only four times CU has not scored at Folsom Field over the course of the last **333** games (all the way back to 1963).
- CU has been shutout just five times in the last **392** games overall (by Missouri in 2008 and 2010, Stanford in 2012, Washington State in 2017 and Minnesota in 2021).
- CU has been shutout just 12 times in its last **625** games (dating to October 5, 1968), but only seven different schools have administered them: Oklahoma (three times), Missouri (twice), Nebraska (twice), Louisiana State, Michigan, Minnesota and Stanford.

THE BUFFS IN NFL STADIUMS

The Buffaloes have played **26** games to date in seven current NFL venues, owning a record of **16-10** (12-5 in Denver, 1-0 in Foxborough, 1-0 in San Diego, 1-0 in Seattle, 1-2 in Houston, 0-1 in Jacksonville, 0-1 in Kansas City and 0-1 in Santa Clara). All-time, the Buffs are **21-22-1** playing games in stadiums that simultaneously hosted NFL teams (13-7 in Denver, 1-0 in Foxborough, 1-0 in Irving, 1-0 in San Diego, 1-0 in Seattle, 2-3 in Houston, 1-2 in Miami 1-2 in Tempe, 0-2-1 in Anaheim, 0-1 in Jacksonville, 0-1 in Kansas City, 0-1 in Santa Clara and 0-3 in Los Angeles).

SAFELY AHEAD

The Buffs have been a virtual lock to win once they have a lead of two or more scores (nine-plus points) over the past 45 seasons. Since the 1976 opener, CU has protected a two-score lead **251** of **288** times, losing 34 and tying three when it blew the lead. Included in those 34 are four leads that were lost of 20-plus points:

Date	Opponent	CU Lead (when)	Result
10/27/18	OREGON STATE	28 (31-3, 3rd Quarter)	L, 34-41 OT
11/06/10	at Kansas	28 (45-17; 4th Quarter)	L, 45-52
11/10/07	at Iowa State	21 (21- 0; 3rd Quarter)	L, 28-31
10/10/79	OKLAHOMA STATE	20 (20- 0; 4th Quarter)	L, 20-21

(CU has lost a 14-point lead on nine occasions in this time frame).

Colorado has lost only 36 games (and was tied twice) dating back to 1980 when leading by *any* margin at any point in the fourth quarter or overtime. The most recent loss was in 2019 (Oct. 25), a 35-31 setback to USC after entering the final stanza with a 31-28 advantage. The ties came against Tennessee in 1990 (31-31, after leading 31-17) and Kansas State in 1993 (16-16 after taking a late 16-13 lead).

- Colorado has won **136** of its last **162** games in which it at any point has held a two-score lead. A 2003 loss to Baylor snapped a 26-game winning streak in such situations on the road, and an overall streak of 49 consecutive wins from 1993 to 1999 was snapped by CSU in 2000. In this same span, **Colorado has rallied to win 42 games and tie two others dating back to 1981 after once trailing at some point in the fourth quarter**. The most recent are the Nebraska and Stanford games this year: the Cornhuskers led 17-0 late in the third period when the Buffaloes started taking over the game, and the Cardinal led briefly in the fourth quarter. Two of the biggest ones occurred in 2007: CU rallied from 28-17 down in the third and 28-25 in the fourth to defeat CSU 31-28 in overtime) and Oklahoma (down 24-7 late in the third, eventually tying the fourth largest comeback in school history in winning 27-24).

INJURIES SLIGHTLY UP IN 2020

Injuries were kept to a minimum over the 2016 and 2017 seasons after a flurry in 2015, as that season 10 positions had a starter miss at least one game due to injury. But in 2018, it was a different story as injuries hit **11** different starting positions (including punter and placekicker) that lost their starter for multiple games. In 2019, the count of full games missed was down again (though an abnormal number of partial games was the case). Below are the worst regular seasons for injuries/illness for the CU program over the last **35** years (KEY: GL—Games lost to injury; GL/2—Games lost by 2-deep scrimmage players; MG—"Man games" as defined by as the total number of games if all players NOT ticketed to redshirt played every game; Pct. Lost – percentage of man games lost, knowing that in actuality, the number is higher as third-team players and reserves don't see that much action; 2/MG—2-deep man games, or starting 24 positions (including kickers and punters plus backups):

Season	G	GL	MG	Pct. Lost	GL/2	2/MG	Pct. Lost	Season	G	GL	MG	Pct. Lost	GL/2	2/MG	Pct. Lost
2008	12	121	1008	12.0	110	576	19.1	2018	12	96	1,056	9.1	70	576	12.2
2011	13	141	1066	12.8	115	624	18.4	2016	14	129	1224	10.6	75	672	11.2
1998	11	101	864	11.7	89	528	16.9	2003	12	74	876	8.4	58	576	10.1
2000	11	101	880	11.5	82	528	15.5	1997	11	51	770	6.6	41	528	7.8
2010	12	103	924	11.1	88	576	15.3	2019	12	55	1,080	5.1	40	576	6.9
2015	13	120	1053	11.4	93	624	14.9	2017	12	61	960	6.4	39	576	6.8
2020	5	64	400	16.0	32	220	14.5								
2002	13	139	1118	12.4	80	624	12.8	2021	3	14	270	5.2	14	144	9.7
2012	12	108	984	11.0	71	576	12.3	*—man-games for 2-deep include P and PK spots.							

Dating back to 1987, CU has lost over five percent of its "man game" count due to injury 16 times (1995-97-98-2000-02-03-08-10-11-12-13-15-16-17-18-19).

FOLSOM FIELD CAPACITY SNAPSHOT

Folsom Field's official capacity had been 53,613, expanded last in 2003 when 1,903 club seats and 41 suites were added in the east side stadium expansion; however, with CU's \$156 million Athletics Complex Expansion nearing completion and the northeast corner of the stadium and the north stands now redesigned, the new capacity now stands at **50,183**. Folsom is tied for the 18th oldest venue among the 128 NCAA Division I-A/FBS stadiums. It is the fourth oldest stadium in the Pac-12 Conference, as only Husky Stadium (Washington, 1920), Rose Bowl Stadium (UCLA, 1922) and Los Angeles Memorial Coliseum (USC, 1923) are older.

**BUFFS AGAINST THE BEST**

Here's a look at how CU has fared all-time against nationally ranked teams (*Associated Press* poll):

Games	All-Time Record	1989-2021 Record	Karl Dorrell Record	Coach With The Most Wins
versus Top 5.....	12-55-1	8-23-0	0-1	5 / Bill McCartney
versus Top 10.....	25-97-3	14-43-2	0-0	8 / Eddie Crowder & Bill McCartney
versus Top 15.....	37-126-3	20-59-2	0-0	10 / Bill McCartney
versus Top 25.....	73-171-3	47-90-3	0-1	20 / Bill McCartney

"OUTSIDE THE NINE DOTS"

Some out of the ordinary records by the Buffs in some unique situations:

- ❑ Colorado is **89-53** against teams with three or more losses dating back to the 1985 season;
- ❑ Colorado is **89-51-1** in its last **141** games against schools that include the word "State" (dating to 1986);
- ❑ Colorado is **566-292-25** all-time in games played in the Mountain Time Zone (Colorado, Arizona, Montana, New Mexico, Utah, Wyoming)

18 TO THE HOUSE ON THE FIRST TRY WHEN IT COMES TO THEFTS & SCORES

CU players have a penchant to return their first career interceptions for touchdowns, as since 1992, **18** Buffaloes have scored after stealing their first college pass. Junior **CB Dante Wigley** is the most recent to accomplish it, racing 27 yards with his first pick for a touchdown versus Oregon State on Oct. 27. **S Nick Fisher** did it in grand style on Oct. 28, 2017: he picked off a pass in the end zone against Cal, his momentum taking him back nine yards deep, and then he raced 109 yards for the score (100 officially by the NCAA). Previous to that, **ILB Rick Gamboa** returned a deflected pass 20 yards for a score against OSU in 2016, and **ILB Kenneth Olugbode** had the one before that, racing 60 yards for a score in a 27-24 overtime win over Colorado State in 2015. That was the first in eight years, going back to 2007, when redshirt frosh **CB Jimmy Smith** had a 31-yard return that cut Nebraska's lead to 35-31 early in the second half and was the impetus to a 65-51 comeback win. Prior to that was another spectacular one: **ILB Marcus Burton** returned a pick 99 yards at Oklahoma State in 2005, preserving CU's shutout in the waning seconds of the game. Three did it in 2004: **OLB Brian Iwuh** did it off the bat when he made his first career pick and returned it 37 yards for what proved to be the winning touchdown against Colorado State in the season opener; a week later, **Joe Sanders**, plucked off a ball against Washington State and raced 51 yards for six, snapping a 3-3 deadlock in the process; then versus Texas, **CB Terrence Wheatley** plucked one off and ran 37 yards for six with his first theft. Two did it in 2001: **S Medford Moorer** picked off his first career pass and returned it 64 yards for a touchdown against Texas in the Big 12 Championship game, while **CB Donald Strickland** returned his first career pick 31 yards for a touchdown just one minute into the CSU game. Frosh redshirt **CB Phil Jackson** did it in 2000, as he returned his first career INT 28 yards for a TD against Washington. **SS Rashidi Barnes** had his first one in CU's win over CSU in 1997, returning it 26 yards for a score, rallying the Buffs into a 14-14 tie early in the second half. Barnes was the fourth Buff in a 14-game span to return a first career pick for a TD—**Marcus Washington** had a 95-yard theft for a score in the '96 Cotton Bowl against Oregon; **Vili Maumau** had a 33-yard interception for six (and a Hula dance) at Colorado State in 1996; and **Nick Ziegler** stole one for a 31-yard score against Washington in the '96 Holiday Bowl. In 1992, **Dwayne Davis** returned one 31 yards for a TD in a 21-20 win at Minnesota to start this amazing run.

➤ And three did it with their first punt returns: **Ben Kelly** (vs. Utah State in 1998), **Jeremy Bloom** (vs CSU in 2002) and **Laviska Shenault** (2017 vs. Texas State).

BUFFALO DINOSAURS

The longtime radio voice of the Buffs, **Larry Zimmer** wrapped up his career following the 2015 season, calling **486** CU games; a string of **251** in a row came to an end after he was hospitalized in October 2014 (he would miss the final six games of the season). He only missed 17 games overall; prior to the six due to illness, he had missed three bowls (two due to contracts forbidding teams to originate broadcasts), three regular season games due to travel conflicts and five road games in his final season; his 400th at CU was also the 1,000 of his professional career. In 2009, Zim was honored as the 15th recipient of the Chris Schenkel Award, which recognizes those who have enjoyed a long and distinguished career broadcasting college football at a single institution (he called a total of **570** college games, including 50 for Michigan and 34 for CSU).

OTHER DINOSAURS: **Darian Hagan** has been a part of **279** Colorado games (133 in two stints as an assistant coach, 62 as a football staff member, 35 as the Alumni C-Club director and 49 as a player); **Gary Barnett**, now an analyst with KOA, has worked **254** (106 as an assistant coach, 87 as head coach and 61 on the radio); **Mark Johnson**, who succeeded Zimmer as the voice of the Buffaloes, has called **208** games. **SID Dave Plati** has worked **478** overall in person (**490** overall; a streak of **410** dating from the '83 finale came to an end in the sixth game of 2017; a streak of **258** straight home games and **280** in the state of Colorado are intact). The late **Fred Casotti**, the school's longtime SID/associate AD from 1952-87, witnessed **477** CU football games (including **268** in a row at Folsom) prior to his passing in 2001. **Jon Burianek**, who retired as senior associate AD in June 2006 and then briefly rejoined the department on a contract basis in 2013, worked **444** CU football games, including a run of **415** in a row (229 of which were at home). The record by a coach is held by **Brian Cabral**, who, including his playing days (46 games), was a part of **340** (the last **294** of which were in a row); former facilities man **John Krueger** worked **325** (1980s to 2012). Then there are CU's "Super Twins," **Betty Hoover** and **Peggy Coppom**, who have been to all but handful of CU's home games — since 1940 and every single one — **358** — from 1958 through 2019 (we lost Betty in the summer of 2020; Peggy is 96). And the late **F.M. "Dutch" Westerberg** is the all-timer; the long-time season ticket holder saw *every* CU home game (**394** of 'em) from 1921 until 1999, when he passed away at the age of 94.

STAT CREW: **Jack Landon** (son of one-time presidential candidate Alf Landon) completed his 47th year as a member of the CU football stat crew in 2019; he joined the basketball crew in 1971 and then football two years later. The 10th longest person to serve on a stat crew nationally, he decided to retire ahead of the 2021 season.

NFL SCOUT WATCH

Colorado has just four players in their final year of eligibility on its 2021 roster, and as history has indicated, they will receive plenty of looks from scouts all around the National Football League; scouts/player personnel types pass through Boulder every season for a game and/or practice(s), with over three fourths of the league doing so on average every season (and 17 teams managed to scout CU in the shortened 2020 season). Thus far in 2021, CU has already been scouted in person by half the league (**16** teams): Arizona, Atlanta, Dallas, Denver, Green Bay, Houston, Kansas City, Las Vegas, L.A. Chargers, Miami, N.Y. Jets, N.Y. Giants, Philadelphia, Pittsburgh, San Francisco and Washington. Since the 2000 season, **1,080** NFL scouts have attended Colorado games (home, road and neutral sites). At the 2016 UCLA game in Boulder, the record for a CU game occurred: **31** scouts from 20 teams were in attendance for the game (next most: 20 for USC in 2017).



PLAYING ON SUNDAY: IN-THE-PROS

There are **17** former Colorado Buffaloes on the current 2021 National Football League rosters (as of Sept. 20; 23 started out in camps, 18 were on final rosters in 2020). Colorado has had **269** players all-time go on to make an active NFL roster and **276** all-time draft picks, which ranks as the fourth most among Pac-12 programs and 23rd overall. CU had continually been one of the top 20 producers for the last quarter century of NFL talent and at one time in the late 1970's had the most active players (**47**) of any school in the nation. The last time Colorado was in the top 10 in players produced was in 2002 (10th, 29). The active list (KEY: **Exp.**—denotes number of years in the league including 2021; **I**—on injured reserve/physically unable to perform; **P**—practice squad):



Player	Pos.	Team	Exp.
Chidobe Awuzie	CB	Cincinnati Bengals	5
David Bakhtiari	OT	Green Bay Packers	9
Ken Crawley	CB	New Orleans Saints	6
Mason Crosby	PK	Green Bay Packers	15
P -Kabion Ento	CB	Green Bay Packers	2
P -Arlington Hambricht	OT	Chicago Bears	2
Phillip Lindsay	RB	Houston Texans	4
P -Steven Montez	QB	Detroit Lions	2
I -Daniel Munyer	C/OG	Tennessee Titans	7
Isaiah Oliver	CB	Atlanta Falcons	4
Laviska Shenault	WR	Jacksonville Jaguars	2
P -Will Sherman	OT	New England Patriots	R
Jimmy Smith	CB	Baltimore Ravens	11
Nate Solder	OT	New York Giants	10
Davion Taylor	OLB	Philadelphia Eagles	2
Josh Tupou	DT	Cincinnati Bengals	4
Ahkello Witherspoon	CB	Pittsburgh Steelers	5

IN CAMPS BUT WAIVED

Player	Pos.	Team	Exp.
Delrick Abrams	CB	Atlanta Falcons	2
Tony Brown	WR	Washington Football Team	2
Devin Ross	WR	New England Patriots	2
Alex Tchangam	LB	Seattle Seahawks	R
Tedric Thompson	SS	Tennessee Titans	5
Juwann Winfree	WR	Green Bay Packers	2

COACHES

Name	Pos.	Team	Tie To Colorado
Klayton Adams	TE	Indianapolis	Asst. Coach, 2013-18
Eric Bieniemy	OC/RB	Kansas City	Player, 1987-90; Asst. Coach, 2000-02, '11-12
Joe Bleymaier	WR	Kansas City	Quality Control, 2013-15
Tom Cable	OL	Oakland	Asst. Coach, 1998-99
Moses Cabrera	Str/Cond	New England	Asst. S&C Coach, 2010
Matt Daniels	ST Asst.	Dallas	Grad Asst., 2017
Jon Embree	AHC/TE	San Francisco	Player '83-86/Asst. Coach '91-02
Taylor Embree	RB	N.Y. Jets	Head Coach 2011-12
Nick Holz	Off. Asst./WR	Oakland	Asst. Coach, 2020
Vance Joseph	Def. Coord.	Arizona	Player, 2003-06 Player, 1990-94 Asst. Coach, 2002-03
T.C. McCartney	Off. Asst.	Cleveland	Grad Asst., 2012-13
Chris Morgan	Asst./OL	Pittsburgh	Player, 1995-99
Kennedy Polamalu	RB	Minnesota	Asst. Coach, 1997-98
Robert Prince	WR	Houston	Asst. Coach, 2010
Chris Strausser	OL	Indianapolis	Asst. Coach, 2006
Troy Walters	WR Asst.	Cincinnati	Asst. Coach, 2013-15

PLAYER PERSONNEL/DEVELOPMENT

Name	Team (Position)	Tie To Colorado
Malcolm Blacken	Washington (Sr. Dir., PD)	Strength Coach, 2011-12
Jordan Dizon	Denver (Scout)	Player, 2004-07/Butkus runner-up
Duke Tobin	Cincinnati (Dir., PP)	Player, 1992-93

CANUCKS: Two former Buffs are in the Canadian Football League, **S Afolabi Laguda** (Edmonton), **DL Chris Mulumba** (Hamilton).

DAD PLAYED ON SUNDAYS: Five players are the sons of former NFL players: **TE Caleb Fauria** (father and former Buff Christian played 13 seasons for four teams); **RB Alex Fontenot** (father Albert played 10 seasons with three teams); **ILB Marvin Ham II** (father Marvin, Carolina); **WR Brenden Rice** (father Jerry played 20 seasons for three teams, 16 with San Francisco); **WR Dimitri Stanley** (father Walter, played eight seasons with five teams).

COLORADO HIGH SCHOOL COACHES: Six former Buffaloes are serving as high school head coaches in the state; the five who head prep programs: **Matt Flavin** (Buena Vista), **Dave Logan** (Cherry Creek), **Spencer Colter** (Denver East), **Dusty Sprague** (Holyoke), **Scott Yates** (Kent Denver) and **DaVaughn Thornton** (Vista Peak). **Marcus Washington** is a defensive coordinator (Adams City), and three are assistants at Arapahoe: **Tyler Brayton**, **Jay Leeuwenburg** and **Paul Rose**.

ALL-TIME CU PRO NOTE: How good was CU's 1994 offense? Ten of the 11 starters were drafted into the NFL (Tony Berti, Rae Carruth, Christian Fauria, Heath Irwin, Chris Naeole, Rashaan Salaam, Kordell Stewart, Bryan Stoltzberg, Derek West and Michael Westbrook), with the 11th signing as a free agent (Lepis). All played, and three even remained on NFL rosters some 11 years later. And six of the '94 defensive starters wound up playing professionally as well.


CROSBY WATCH

PK Mason Crosby ('06) is the Green Bay Packers' all-time leading scorer both for the regular season and the regular and postseason combined; assuming the top spot in 2015. Through games of Sept. 20, he has scored **1,690** points in **226** regular season games (**20th** in NFL history) and **159** in 22 playoff games (fourth all-time) for a total of **1,849** (he also made an NFL record 23 straight field goals in the postseason). Crosby also holds both Packers' field goal marks: **346** regular season (**22nd** all-time) and **30** postseason (fifth all-time); his **652** extra points made are **ninth** all-time (**69** in the postseason are third). He is second all-time on the points and field goal (and third on the PATs made) charts for players who have/had spent their career with just one team. Crosby, of course, is CU's all-time leading scorer with **307** points.

➔ How many players have led a professional team and their college alma mater in scoring (regular season and playoffs combined)? The list is short (six including Crosby): **PK Jason Elam**, Denver Broncos/Hawai'i (1,870/395); **PK Stephen Gostkowski**, New England Patriots/Memphis (1,384/369); **PK Martin Gramatica**, Tampa Bay Buccaneers/Kansas State (640/349), **WR Jerry Rice**, San Francisco 49ers/Mississippi Valley State (1,244/310); and **PK Jeff Wilkins**, St. Louis Rams/Youngstown State (1,300/373).

➔ **ALL-TIME FWAA ALL-AMERICAN TEAM:** The Football Writers Association of America placed Crosby on the second-team of its All-Time All-America Team, announced in conjunction with the group's 75th anniversary in August 2015.

➔ **200-PLUS.** Crosby, with **226** NFL games under his belt, is the second Buffalo to participate in 200 pro games, as he is chasing **OT Stan Brock** ('79) for the most-ever by a CU alum. Brock appeared in **234** games (223 starts) in his career that spanned 16 seasons with New Orleans (1980-92) and San Diego (1993-95).



**O-LINEMEN PIPELINE TO THE NFL**

CU has been a solid conduit to the NFL League when it has come to offensive linemen and the research below indicates CU may very well be a place to go if an offensive lineman wants to take it to the next level. Dating back to the 1991 NFL draft, or the '87 recruiting class, **30 of 47** players who started at least two years on the Buff offensive line were either drafted or signed as free agents. The list is impressive (with four others who started just one season):

Full Years				Full Years			
Player	Pos	As A Starter	NFL (Round or FA)	Player	Pos	As A Starter	NFL (Round or FA)
Will Sherman	T	(3) 2018-20	New England (6)	Brad Bedell	G	(2) 1998-99	Cleveland (6)
Stephane Nembot	T	(4) 2012-15	Baltimore (FA)	Shane Cook	T	(2) 1998-99	New Orleans (FA)
Daniel Munyer	C/G	(3) 2012-14	Kansas City (FA)	Ryan Johanningmeier	G/T	(3) 1997-98-99	Atlanta (FA)
David Bakhtiari	T	(3) 2010-12	Green Bay (4)	Melvin Thomas	G/T	(3) 1995-96-97	Philadelphia (7)
Ryan Miller	G	(5) 2007-11	Cleveland (5)	Chris Naeole	G	(3) 1994-95-96	New Orleans (1)
Nate Solder	T	(3) 2008-10	New England (1)	Heath Irwin	G	(3) 1993-94-95	New England (4)
Daniel Sanders	G/C	(3) 2006-08	St. Louis (FA)	Bryan Stoltenberg	C	(4) 1992-93-94-95	San Diego (6)
Edwin Harrison	G/T	(3) 2005-07	Kansas City (FA)	Derek West	T	(3) 1992-93-94	Indianapolis (5)
Tyler Polumbus	T	(3) 2005-07	Denver (FA)	Tony Berti	T	(2) 1993-94	San Diego (6)
Brian Daniels	G	(4) 2003-06	Minnesota (FA)	Jay Leeuwenburg	C	(3) 1989-90-91	Kansas City (9)
Mark Fenton	C	(3) 2004-06	Denver (FA)	Mark VanderPoel	T	(3) 1988-89-90	Indianapolis (4)
Clint O'Neal	T	(2) 2004-05	Washington (FA)	Joe Garten	G	(4) 1987-88-89-90	Green Bay (6)
Sam Wilder	T	(2) 2003-04	Dallas (FA)	One-Year Starters:			
Marwan Hage	G/C	(3) 2001-02-03	Jacksonville (FA)	Arlington Hambricht	OT	(1) 2019	Chicago (7)
Wayne Lucier	G/C	(2) 2001-02	N.Y. Giants (7)	Tom Ashworth	T	(1) 2000	New England (FA)
Justin Bates	T/G	(3) 2000-01-02	Dallas (7)	Ben Nichols	G	(1) 1998	Atlanta (FA)
Andre Gurode	G/C	(3) 1999-00-01	Dallas (2)	Ariel Solomon	T	(1) 1990	Pittsburgh (10)
Victor Rogers	T	(3) 1999-00-01	Detroit (7)				

A LONG LINE OF WALK-ONS HAVE RISEN TO FIRST-TEAM AT COLORADO

After the NCAA reduced the number of scholarships from 95 to 85 (completed in 1992), more and more players have had to make their bones starting as walk-ons. Here's a short list (41 count) of some of the standout former and current walk-ons who rose to first-team status at Colorado:

Player	Pos.	First Season	Letters	Notes
Willie Beebe	FB	1978	4L	Solid blocker who scored nine career touchdowns as a bruiser near the goal line
Kyle Rappold	NT	1985	3L	Known as the "trash compactor" for his stature, the Fort Lewis transfer clogged the run
Jeff Campbell	WR/KR	1986	4L	Earned scholarship second day of freshman camp; played five years in the NFL
Ken Culbertson	PK	1986	3L	Scored 98 points in CU's 11-0 run in '89 season, making 59-59 PAT and 11-17 FG
David Gibbs	CB	1986	4L	Solid corner and special teams performer; enjoying a log coaching career in college and the NFL (now with UCF)
Mark Henry	WR	1987	3L	Big play guy with 18 career catches for 416 yards, or 23.1 per catch
Robbie James	WR	1987	1L	Threw TD pass on third down FG fake at Oklahoma State to lead CU to 16-12 win in 1991
Charles Johnson	QB	1987	2L	Often subbed for an injured Darian Hagan, earning Orange Bowl MVP honors in '91 vs. Notre Dame
Erik Norgard	C	1987	2L	Walked on in the spring after transferring from Western Washington; All-Big 8 as a senior
Chris O'Donnell	LB/SN	1987	4L	Solid as a rock at long snapper on special teams all four years
Keith Miller	FB	1992	2L	From tiny Ovid, Colo., he was a solid blocking back. Now an opera singer with the MET.
Ryan Black	SS	1993	4L	Led team in tackles as a junior in 1996 with 154 (78 solo)
Ryan Sutter	FS	1993	3L	CU's all-time special team points leader, led Buffs in tackles (170, 98 solo) in 1997
Neil Voskeritchian	PK	1993	2L	Won the starting placekicker job in 1994, finished career ninth in scoring at CU (161 points)
Nick Pietsch	P	1996	4L	Led CU in punting in 1997-98-99, finished with a career average of 39.9
Beau Williams	TE	1998	2L	Primarily a blocking tight end, played a big role on CU's 2001 Big 12 title team
D.J. Hackett	WR	2001	2L	Walked on after CS-Northridge dropped football; led CU in receiving in '03, four-year NFL veteran
Tom Hubbard	FS	2001	2L	Defensive MVP of the 2004 Houston Bowl with two interceptions
Evan Judge	WR	2001	4L	Caught 69 balls for 903 yards to finish in top 20 in receiving yards
John Torp	P	2001	3L	Finished second for the '05 Ray Guy Award; set a school records with 205 punts, 65 inside the 20
Paul Creighton	TE	2002	4L	Also saw action at FB, he primarily was a
Greg Pace	SN	2002	4L	Took over all special team snapping chores early as a freshman and handled through senior year
Joel Klatt	QB	2003	3L	Former infielder in Padres organization went on to set 44 CU passing and total offense records
Cody Crawford	WR	2004	3L	Has cracked the school's all-time lists in catches and yards
Jeff Smart	ILB	2005	4L	Earned a scholarship 3 games into the 2007 season, first LB to do so under Cabral; second most tackles by a WO
Scotty McKnight	WR	2006	4L	First freshman WR to ever lead CU in receiving (43-488, 4 TD), finished first in career receptions and third in yards
Aric Goodman	PK	2008	3L	In his first season, he was awarded a scholarship after making the game-winning FG versus West Virginia
Jason Espinoza	WR	2008	3L	Suffered two breaks to his collarbone in '08, playing briefly in-between; co-first team WR in '09
Dustin Ebner	WR	2009	3L	Primarily on special teams until his senior year, when he became a regular in the rotation and caught his first TD pass
Keenan Stevens	C	2009	2L	Pressed into duty in the season opener due to injury, he soon became a fixture and started 10 games
Alex Wood	FB	2009	2L	Hybrid tight end/fullback worked exceptionally hard and became the first player from Steamboat to start in decades.
Scott Fernandez	TE	2010	2L	Ascended to the top of the depth chart his senior year ('13); first career catch was fifth longest (71 yards vs. UA).
Travis Sandersfeld	DB (N)	2010	4L	One of the CUs top perennial special teams performers, he emerged as the starting nickel back for 5 games in 2010
David Goldberg	DE	2011	3L	Coaches cited how hard he worked daily in practice and assumed a starting spot midway through his senior year
Darragh O'Neill	P	2011	4L	Had more punts (74) than any other freshman at CU, with his 42.3 average second best by a frosh in the NCAA
Ryan Moeller	FS	2013	4L	Starred at Rifle HS in the middle of the Colorado Rockies, top special teams performer and had 14 UT in first start
Colin Johnson	H	2015	1L	He earned the holder position in spring drills
T.J. Patterson	H (QB)	2016	1L	He earned the holder position in spring drills
J.T. Bale	SN	2016	3L	He earned the snapping job (long and short) in August camp
Josh Goldin	H (QB)	2018	1L	He joined the team after serving as a student equipment manager and handled the holding chores for 9 games
Brady Russell	TE	2018	3L	The nephew of CU's Butkus Award winning linebacker Matt ('16), he caught the coaches attention early.
Jack Shutack	OG	2019	1L	He transferred to CU from Rutgers and played sporadically until earning his first start at Washington State in 2019
Derek Bedell	SN	2020	1L	The nephew of OG Brad Bedell ('98-99), he assumed the top snapping job (long and short) in game 2 in 2020



STAT SHOTS

Here are some interesting statistical bullets about Colorado football:

- ➔ **30+.** In its history, Colorado is **329-29-1** when scoring 30 or more points (**1-0** in 2021, **21-6** over the last five years), with records of **234-9** with 35-plus points and **217-7** with 36-plus, **199-5** with 38-plus and **112-2** with 43 or more tallies. The seven losses with 36 or more points came to Air Force (58-35 in 1968), Oklahoma (82-42 in 1980), Stanford (41-37 in 1993), Toledo (54-38 in 2009), Kansas (52-45 in 2010), Utah (42-35 in 2012), California (59-56 in 20T in 2014) and Arizona in 2017 (45-42). CU has played **1,270** games in its history, registering point totals of every number between 0 and 70 except 1 (duh!) and 68, and 75 and 109 above that mark.
- ➔ **30 points / 3 TDs.** CU has scored 30 or more points in **161** of its last **373** games, posting a **136-24-1** record; the Buffs have scored at least three touchdowns in **244** of these games dating to the start of 1989; in this time frame, CU is **30-111-2** when held to two or fewer touchdowns.
- ➔ The most common point total CU has scored in winning a game are **27** and **31** (34 times each), followed by **20** (32 times); in losing a game, it's **0** (92 times, but the bulk of those—63—were prior to the end of World War II); otherwise, it's **7** (57 times).
- ➔ Colorado is **125-127-3** in its last **255** league games: within this record is a 25-game span in which CU did not lose a conference game, the fourth longest streak all-time in the Big Eight (1958-1995). Colorado was 23-0-2 during that run.
 - ➔ Colorado, however, is only **23-62** as a member of the Pac-12.
- ➔ For years, the mark of a strong CU team was that the Buffaloes routinely averaged six or more yards on first down. Technically the last time the Buffs averaged six or more for a season was in 2001, their Big 12 Championship year (**6.7**; CU did average **5.98** per first down play in 2016). Colorado did it six times between 1989 and 1997, including a team record best of **7.2** in both 1989 and 1994.
 - ➔ Since 1966, CU has averaged less than **4.3** just seven times (last in 2012) and less than 4.1 once—3.5 in 1979. In 2012, the Buffs averaged **4.25** yards on first down, the lowest since that 3.5 figure in 1979.
 - ➔ The 2016 Buffs had their best average on first down in years with that **5.98** figure, their best since 2001 (6.7). CU had a strong year in 2019, averaging **5.69** yards on **369** first down plays, but it dropped back down to **4.83** in the pandemic-shortened 2020 campaign.
 - ➔ In **2021**, the Buffs averaged **5.42** yards on **31** first down plays against Northern Colorado (though **28** of those were rushes and CU never threw deep) ... but just 3.2 on the 43 plays since.
- ➔ Dating back to the fifth game of the 1999 season, an OT win over Missouri, the Buffs have **65** scores by return, or non-offensive scores, in the last 22-plus seasons (highs of eight in 1999 and 2002). Since the '95 opener and including postseason, CU has **85** scores by return in **312** games (78 regular season, seven in bowls). The last one: *an 81-yard punt return by Brenden Rice against Utah on Dec. 12, 2020*.
- ➔ **200/200.** Colorado has accomplished the 200 "double-double," that is 200 yards both rushing and passing **55** times in the last **337** games, dating to 1993), having accomplished it **1** time under Dorrell (**1-0**). CU averaged over 200 in each for the season in 1993, 1994 and in 2001 (and threatened to do it in 2016). The Buffs are **53-8** since 1981 when they have reached the 200 plateaus in both and **61-11** overall. *Prior to '93, CU accomplished the feat only 19 times in its first 929 games in its history.*
- ➔ **600+.** Colorado is **17-1** all-time in games when it has gained 600 or more yards on offense; the first and only loss was in 2014 when the Buffs had 630 in a 59-56 double overtime loss at California on Sept. 27, 2014. CU is **0-0** under Dorrell; the last two games with 600-plus were against Nicholls State in 2015 and Washington State in 2016.
- ➔ **500+.** Colorado is **15-8** in games when it has gained 500 or more yards on offense since it joined the Pac-12 conference, **8-7** in Pac-12 games. All-time (since 1946 when records are available), the Buffs are **86-14** with at least 500 yards of total offense. CU is **1-0** under Dorrell.
- ➔ **Grass.** Colorado is **104-108** in its last **212** games on grass, including a **68-64** mark at home (**18-11** in the last 29 games at Folsom), dating back to the 1999 season when Folsom Field converted back to grass (CU is **24-16** on grass over the last five seasons).
- ➔ **Artificial Turf.** Colorado is **101-68-3** in its last **172** games on non-grass fields dating back to 1989, including a **66-51-3** mark in conference games. CU is **2-1** on the fake stuff under Karl Dorrell.
- ➔ **First Quarter Dominance.** Dating to the start of 2016 (**57** games), Colorado has been fairly dominant in the first quarter: CU has outscored its opponents **385-282** with edges in total offense of **411** yards and **plus-7** in TO margin.
- ➔ **Goal-to-Go Situations.** Over the last seven seasons, the Buffs have scored in **144** out of **158** situations when it has been first-and-goal. This includes **116** touchdowns and **28** field goals, thus the TD percentage is **73.4** and the overall percentage is **91.1**. The **14** non-scores: seven fourth down misses, four missed field goals (from 26, 28, 31 and 33 yards) and three turnovers.
- ➔ **No Turns or Sacks.** Dating back to 1972, Colorado is **19-4** in games when not allowing a sack or committing a turnover (**1-1** under Tucker, including his first game as coach, the 52-31 win over Colorado State). In these 23 games, the Buffs have outscored the opponent by **905-509** (only seven games decided by less than 17 points).
- ➔ **Turnover Free.** Colorado has played **90** turnover-free games dating back to the 1946 season, owning a record of **59-27-4** in those games (**2-1** in bowls). Under Dorrell, CU is **2-0**.
- ➔ **Time Spent In The Lead.** The Buffaloes held leads in 11 of 14 games in 2016 (two-score leads in 10 of those), and were ahead for a total of **457:20** on the season. That's the second-most by a hair in the 26 years CU has tracked the stat (CU led for 458:01 in 1996—a 12-game season including the bowl). In 2017 and 2018, CU held the edge up until both season finales, the opponent owning edges of 16:43 in 2017 and 12:32 in 2018. In 2019, CU led just **34.7** percent of the time, over 100 minutes behind the opponent.
 - ➔ In 2021, CU has led for **88:34**, or 49 percent of the time; the opponent for **45:00**, or 25 percent of the time.
- ➔ The Buffs averaged **439.2** yards per game in 2016, in part thanks to a school record eight games in a row with **400** or more, with an average **284.6** yards through the air. Colorado has averaged 400 or more yards per game over the course of an entire season 16 times (last in 2017), with the school record of 495.3 set during the 1994 season. CU was averaging over 400 through 10 games in 2018 and through 11 in 2019 but finished just below both seasons.
 - ➔ CU had six games in 2019 with 400 or more yards (high of 520).
 - ➔ The Buffaloes have averaged over 300 yards passing in a season just once — 303.5 — in 1996, and came close the year before (297.2) and in 1992 (297.4); otherwise, CU has thrown for 250 or more per game just four times, including 2014 and 2016 (254.4).
- ➔ CU rarely folds when the opponent is faced with a 3rd-and-20 or longer. Dating back to 1993, opponents are just **5-of-134** on 3rd-and-20 or more. The Buff defense have had streaks of 51 and 30 in this span (Stanford is the last team to convert one, in 2011; the opponent is now **0-of-25** since). The CU offense is **13-of-152** when it's faced with 3rd-and-20 plus in the same span (**0-of-11** since last converting on a 3rd-&-27 in the '16 Alamo Bowl against Oklahoma State).
- ➔ CU has scored in only **4** of **12** quarters this season (20 of 24 in 2020) and in **125** of **180** quarters dating back to the start of the 2017 season).



TRENDS I

1985-PRESENT

Since 1985, when the Buffs returned to their traditional winning ways after six frustrating years from 1978-84, corresponding with coach **Bill McCartney** switching to the wishbone, Colorado is **233-199-4**; in these 435 games spanning the last 37 seasons, CU has posted the following records (including bowls):

◆ with 400-plus yards total offense	137-42-2	◆ when holding opponent to 17 points or less	133-20-1
◆ with 500-plus yards total offense	66-13-0	◆ when holding opponent under 100 yards rushing	114-19-1
◆ when rushing for 200-plus yards	130-19-1	◆ when holding opponent under 300 yards total offense	108-22-1
◆ when rushing for 250-plus yards	91- 6-1	◆ when scoring first	153-61-1
◆ when rushing for 300-plus yards	57- 2-1	◆ when leading at halftime	184-38-2
◆ when rushing and passing for at least 200 yards	51- 8-0	◆ when leading after three quarters	191-28-3
◆ when out-rushing the opponent	202-38-3	◆ when scoring 30 or more points	149-23-1
◆ when converting 50 percent or better on 3rd down	94-18-1	◆ when held to 13 points or less	4-71-0
◆ when punting three or fewer times	79-29-1	◆ with a 100-yard rusher and receiver	35-10-0
◆ with zero turnovers (177-89-2 with two or fewer)	51-24-2	◆ when not committing a turnover or allowing a sack	19- 4-0
◆ when scoring 40 or more points (19-2 since joining Pac-12)	84- 3-0	◆ when holding edge in 1st downs & possession time	135-39-2

TRENDS II

ASSORTED TIMELINES

A look at some Colorado records in games over assorted periods of time:

Since Start of 1892 Season (or all-time):

➤ with a 100-yard rusher and receiver	38-11
➤ when scoring 43 or more points	126- 2

Since Start of 2001 Season:

➤ when opponent has under 100 yards rushing (18-4 last 22)	48-17
➤ when opponent scores 17 points or less (25-1 last 26)	51- 6
➤ when rushing for 250-plus yards (13-1 300-plus)	32- 2
➤ with 500-plus yards total offense (3-1 with 600-plus)	28- 9

Since Start of 2013 Season:

➤ when rushing for 200-plus yards	21- 6
➤ when rushing and passing for at least 200 yards	14- 5
➤ when holding opponent under 300 yards total offense	18- 1
➤ with a 100-yard rusher	22- 8
➤ with a 100-yard rusher and receiver	12- 3
➤ when leading at halftime	30-12
➤ when scoring 30 or more points	28-12
➤ when leading after three (3-41 trailing, 4-1 tied)	33- 7

TURNOVER ANALYSIS / DORRELL ERA

Most head coaches believe that when it comes to turnovers, they are one of the single most important factors in winning or losing ball games. Statistics usually back up the argument, thus we will chart the numbers under Karl Dorrell. A closer look:

Dorrell Era	Turnovers Committed	Turnovers Forced	+/-	Scoring Off Turnovers PF	PA	+/-
5 WINS	5	8	+ 3	21	10	+11
4 LOSSES	9	2	- 7	0	27	-27
9 GAMES	14	10	- 4	21	37	-16

POST BYE WEEKS

Colorado is **30-24** in games following a bye week in the post-World War II Era (or since 1946); after the Buffaloes joined the Big Seven Conference in 1948, CU stopped playing Denver in an annual Thanksgiving game that year and byes became much rarer. In fact, the Buffs had just five bye weeks between 1948 and 1984 (going 3-2; one was created in 1963 after the assassination of JFK). Since 1985, CU has had at least one bye in 32 of 35 seasons, with two weeks off 12 of those years (including 2019) and one season with three idle Saturdays (2001, due to the Sept. 11 terrorist attacks). CU is **26-21** in games following byes dating back to 1985, which includes a **4-6** mark as a member of the Pac-12 (losing to Arizona State in 2012, at Oregon State in 2013, at USC and Oregon in 2014, at Utah in 2017 and to Arizona in 2019; and wins over UCLA in 2016 and 2018, Washington in 2019 and San Diego State in 2020).

TOUCHDOWNS ON FIRST CAREER TOUCH

Four players in the last five years have scored a touchdown on their first career touch, with one still remaining on the roster: in 2018, **WR Daniel Arias** caught a 37-yard pass from QB Steven Montez to become the 16th known player to do so in CU history (he did so in his hometown, making it even more special). Not including those players whose first career interception were returned for scores (*see elsewhere in these notes*), here's a list of known players in CU history that scored a TD the first time they touched the football:

Player	Date	Opponent	Score	How
Lamar Meyer	Sept. 18, 1954	DRAKE	W 61- 0	26 pass from Frank Bernardi
Gerry Leahy	Sept. 25, 1954	COLORADO ST.	W 46- 0	8 pass from Homer Scott
Leon Mavity	Sept. 30, 1961	OKLAHOMA ST.	W 24- 0	60 punt return
Chuck Morris	Nov. 25, 1961	IOWA STATE	W 34- 0	12 pass from Pat Young
Roger Wissmiller	Oct. 20, 1962	at Iowa State	L 19-57	2 pass from Frank Cesarek
Larry Ferguson	Sept. 15, 1973	at Louisiana State	L 6-17	37 run
Mike Kerin	Sept. 27, 1975	WICHITA STATE	W 52- 0	32 pass from Jeff Austin
Craig Keenan	Sept. 25, 1982	WYOMING	L 10-24	1 run

Player	Date	Opponent	Score	How
James Kidd	Sept. 11, 1993	BAYLOR	W 45-21	25 pass from Vance Joseph
Jeremy Bloom	Aug. 31, 2002	Colorado State	L 14-19	75 punt return
DaVaughn Thornton	Nov. 6, 2010	at Kansas	L 45-52	12 pass from Cody Hawkins
Scott Fernandez	Nov. 10, 2012	at Arizona	L 31-56	71 pass from Connor Wood
Jay MacIntyre	Sept. 26, 2015	NICHOLLS STATE	W 48- 0	38 pass from Sefo Liufau
Kabion Ento	Sept. 10, 2016	IDAHO STATE	W 56- 7	69 pass from Steven Montez
Laviska Shenault	Sept. 9, 2017	TEXAS STATE	W 37- 3	55 punt return
Daniel Arias	Oct. 20, 2018	at Washington	L 13-27	27 pass from Steven Montez

SOUTH PARK RALPHIE INTRO

Most know that the creators of Comedy Central's popular *South Park* are University of Colorado alums: **Trey Parker**, **Matt Stone** and animator **Eric Stough**. Trey voices **Eric Cartman**; he teamed with Eric this summer to create a short (roughly 20 seconds) vignette that debuted during the countdown to kickoff prior to the 2014 Arizona State game. It's been a hit since, especially among the CU student section. Cartman is seen in his usual garb and he introduced Ralphie before the real buffalo led the Buffs on the field.





2021 ANNIVERSARIES

The annual listing of what happened years ago, or anniversaries of 5, 10 and 25-year increments:

- 1891** (Nov. 26) After going 0-4 in its first season of intercollegiate football the previous year, and dropping the first four games in '91, Colorado earns its first-ever win in the sport with a 24-4 win on the road against the Colorado Springs Athletic Association.
- 1896** Colorado records its first undefeated season with a 5-0-0 mark, outscoring the five opponents 161-6.
- 1901** After a one-year absence, Fred Folsom returns for his second of three stints as CU head coach, piloting the Buffs to a 5-1-1 mark.
- 1906** Colorado posts perhaps its weirdest record in its football history: 2-3-4, the four ties all of the scoreless variety. CU scored just 28 points but allowed only 32.
- 1911** The third of three 6-0 teams in a row while establishing the school's all-time winning streak of 21 games between 1908 and 1912. Colorado outscores the six opponents 88-5, allowing one field goal on defense and a safety for the only points.
- 1916** The first year of the post-Fred Folsom Era, as CU's legendary coach retired following the 1915 season; Bob Evans takes over but the Silver & Gold go 1-5-1.
- 1921** (Oct. 29) CU travels its furthest east for a football game, some 926 miles, but lose 35-0 at the University of Chicago, then a powerhouse in college football; the only longer trip at the time in program history was a 1915 game against Washington in Seattle, 999 miles from the CU campus. Trains took CU to both locales.
- 1926** CU opens the year with four straight home games, only done three times since (1937, 1943 and 1978 – in all of which the first five were at Folsom Field).
- 1931** (Nov. 26) Colorado defeats Arizona in Tucson, 27-7, on Thanksgiving, the last time (and of three total) Thanksgiving Day games CU has played out of the state.
- 1936** (Nov. 7) **Byron White** sets a then-school record by scoring 25 points (4 TD, 1 PAT) in a 31-7 win at Utah. White sets up his All-America season the following year by rushing for 643 yards with 1,339 all-purpose yards and 10 touchdowns.
- 1946** Jim Yeager reassumes head coaching position after serving in World War II for two years. An Oct. 12 win at Wyoming (20-0) was played in a blizzard.
- 1951** (Nov. 17) Colorado drills Nebraska in Lincoln, 36-14, in the program's first-ever televised game. **Bill Stern** (play-by-play) and **Ray Michael** (commentary) call the game, produced independently and aired regionally on NBC.
- 1956** (Nov. 4) After giving Oklahoma fits most of the decade, the Sooners roll into Boulder ranked No. 1 in the nation, CU's first-ever against the No. 1 team, and it appears the Buffaloes might finally break through. CU builds a 19-6 halftime lead, only to see OU rally with 21 second half points for a 27-19 win. The Buffs go on to finish 4-1-1 in the Big 7, earning the invitation to the Orange Bowl where CU beat Clemson, 27-21, for the first bowl win in school history.
- 1961** Colorado won its first Big 8 Conference championship, its first league title since 1942 (when it shared the Mountain States crown). The two biggest wins were a 20-19 win over Kansas (after trailing 19-0 early in the fourth quarter), and a 7-6 win over No. 10 Missouri. A 7-0 win at Nebraska remains to this day one of the school's all-time defensive gems: the Buffs held Nebraska to 31 total yards and zero first downs. CU reached No. 6 in the polls but lost to No. 4 LSU in the Orange Bowl, 25-7. **Joe Romig** is named an All-American for the second straight year and earns the Rhodes Scholarship.
- 1966** Colorado finished second in the Big 8 Conference race with a 5-2 mark (7-3 overall), the two league setbacks by a combined three points, 11-10 at Oklahoma State and 21-19 against Nebraska. After losing 24-3 to open the season at No. 20 Miami, the Buffaloes bounce back and win at No. 10 Baylor, 13-7, in a game where CU was on a mission to win after its black players were subject to racist taunts, including on a pregame radio show piped into the team lockerroom.
- 1971** Artificial surfacing makes its debut in Boulder on Sept. 18 versus Wyoming, as an AstroTurf carpet blanketed Folsom Field; fittingly, it snowed two feet that day and likely prevented cancellation of the game. CU's stunning road upsets of No. 9 Louisiana State and No. 6 Ohio State paved the way for a 10-2 season, as the Big 8 owned the top three spots in the final Associated Press poll after the bowls. With Nebraska (#1), Oklahoma (#2) and Colorado (#3), it was the first and to date only time in history one conference has occupied all top three positions at the end of the year. **Charlie Davis** rushes for a then-record 1,386 yards for the season, including a still-record 342 against Oklahoma State on Nov. 13, while **Cliff Branch** returns an NCAA record four punts for touchdowns. CU caps its first 10-win season with a 29-17 win over No. 15 Houston in the Astro-Bluebonnet Bowl.
- 1976** Colorado won its second Big 8 Conference title with a 5-2 league record; the Buffs were tied with Oklahoma and Oklahoma State, but CU earned the title via tiebreaker by virtue of its wins over the Sooners (42-31) and Cowboys (20-10). Nine players off the '76 team would be selected in the following spring's NFL Draft, including five in the second round in an 18-pick span between Nos. 35 and 52.
- 1981** The Buffs were 3-8, winning their season opener (45-27 over Texas Tech), homecoming (11-10 over Oklahoma State) and season finale (24-21 against Kansas State). Coach Chuck Fairbanks would resign the following June 1 to take a similar job with the New Jersey Generals of the fledgling USFL.
- 1986** Fresh off a season where CU won the NCAA Most Improved Team Award (+5½ games over a 1-10 record in 1984), the Buffaloes open up a disappointing 0-4, the last three of those losses by a combined eight points. CU rallies to win its next five, including a 20-10 win over No. 3 Nebraska which many refer to as the "Turning Point" in the Coach Bill McCartney Era. That run set up a battle for first place in the Big 8 and the Orange Bowl berth that went with it against Oklahoma on Nov. 15. But the Sooners end the dream with a 28-0 win in Boulder, in a game where OU did not attempt a single pass.
- 1991** Colorado ties for a third straight Big 8 title with a 6-0-1 mark, as a Nov. 2 tie with Nebraska (19-19) ends a 19-game winning streak in conference play, dating back to the '88 finale. **Lamont Warren** rushes for 830 yards, to this day a single-season best by a CU freshman, and in one of the most daring personnel moves since the days of platoon football, coach **Bill McCartney** plays his starting quarterback, senior **Darian Hagan**, as the team's top punt returner so he can better showcase his talents for professional football.
- 1996** A 33-21 win over Washington gives CU a 10-2 record, its third consecutive 10-win season for the first time in school history. It was also the inaugural season of the Big 12 Conference, and Colorado won its first league game, 24-10, at Texas A&M in a game where the Buffs had the quickest score from scrimmage in their history: after **Ryan Sutter** recovered an A&M fumble on the opening kickoff, **Rae Carruth** scored on a 28-yard end around just 13 seconds into the game. **Koy Detmer** set a school record with 3,156 passing yards, and the 20-4 start over his first two seasons as a college coach by **Rick Neuheisel** ranks as one of the top 5 all-time in NCAA history.
- 2001** A Sept. 15 game at Washington State was cancelled due to the Sept. 11 terrorist attacks on the east coast. CU plays in its first Big 12 Championship game and wins the title with a 39-37 win over Texas in basically a road win at Irving; a 62-36 win over Nebraska the previous week gave the Buffs their first North Division title, as **Chris Brown** rushed for 198 yards and a school-record six touchdowns. **Daniel Graham** wins the John Mackey Award as the nation's top tight end, and is named the school's sixth unanimous All-American. No. 2 Colorado plays in its first (and only) BCS game, but loses to No. 3 Oregon 38-16 in the Fiesta Bowl.
- 2006** **Dan Hawkins** named 23rd full-time head coach at Colorado; **PK Mason Crosby** repeated as first-team All-American, as he was the first placekicker at CU to earn the honor even one time.
- 2011** Colorado officially becomes a member of the Pac-12 Conference, joining along with Utah what was previously known as the Pacific-10; both became members on July 1, 2011. **Jon Embree** named the 24th head coach in CU football history. The Buffaloes win league titles in men's and women's cross country and claim the postseason men's basketball championship by winning four games in as many days.
- 2016** Colorado pulls off the last-to-first accomplishment in winning its first Pac-12 South Division title with an 8-1 record, though losing the league's title game to Washington. The Buffs rise as high as No. 8 in the College Football Playoff standings and earn their first bowl bid (Alamo Bowl opposite Oklahoma State) in nine years. CU defeats Arizona State, Oregon, Stanford and UCLA for the first time as members of the Pac-12.

**FIVE CU GAMES IN ESPN's TOP 150 ALL-TIME**

ESPN compiled all kinds of top lists commemorating the 150th anniversary of college football in 2019, and came out with its listing of the top 150 games. Five Buffalo games made the list (all wins); while we might not necessarily agree as in our opinion, the "Fifth Down" game could have been bumped for the 62-36 win over Nebraska in 2001, or the 21-21 tie with Oklahoma in 1952 (the Sooners' only blemish in Big 7 play). Five out 150 is not too bad; those games:

No. 21	Ann Arbor	Sept. 24, 1994	#7 Colorado 27, #4 Michigan 26
No. 64	Miami	Jan. 1, 1991	#1 Colorado 10, #5 Notre Dame 9 (Orange Bowl)
No. 87	Columbia	Oct. 6, 1990	#2 Colorado 33, Missouri 31
No 123	Irving	Dec. 1, 2001	#9 Colorado 39, #3 Texas 37 (Big 12 Championship)
No. 130	Boulder	Nov. 4, 1989	#2 Colorado 27, #3 Nebraska 21

Number one on the list? The true game of the century, Nov. 25, 1971, #1 Nebraska 35, #2 Oklahoma 31 in Norman, Okla.

AND OF THE TOP 150 COACHES ... CU had two on their list:**No. 87 Fred Folsom 107-28-6 (Colorado: 1895-1902 and 1908-15; 78-23-2, Dartmouth: 1903-06; 29-5-4)**

Folsom enjoyed four unbeaten seasons at Colorado, including three straight from 1909-11, part of a 21-game winning streak over five seasons. That was his second tenure with the Buffs; Folsom retired from coaching in 1915 at age 42, but he continued at his chief job on the Boulder campus: He taught at the law school until 1943.

No. 144 Bill McCartney 93-55-2 (all at Colorado, 1982-94)

McCartney won seven games in his first three years at Colorado and never had a losing season again. The all-time leader in wins at the school, he won three conference championships, won the school's only national championship (in 1990) and played for the national championship in 1989. McCartney coached 1994 Heisman Trophy winner Rashaan Salaam and was inducted into the College Football Hall of Fame in 2013.

AND OF THE TOP 150 PLAYERS ... Just one Buffalo, surprisingly (was hoping for two or three (e.g. QB Darian Hagan, TB Rashaan Salaam):**No. 116 Byron "Whizzer" White (RB, Colorado, 1935-37; Rushing yards: 1,864 | Total offense: 2,538 yards | Touchdowns: 24)**

White excelled on the field and in the classroom at Colorado. In 1937, the Heisman runner-up led the nation in four major statistical categories: scoring, rushing, total offense and all-purpose yards. White's record-setting 246 all-purpose yards per game stood until Barry Sanders broke the mark in 1988. White was a Phi Beta Kappa scholar and first in his class at Colorado (180 hours of A, six of B). He became a Rhodes Scholar and was No. 1 in his class at Yale. White won two Bronze Stars in Pacific combat in World War II and in 1962, President John F. Kennedy appointed him to the U.S. Supreme Court, the youngest man at the time (44 years old) to be named to the nation's highest court (approved by a voice vote).

BUFFS ON ESPN'S GAMEDAY

Colorado has hosted ESPN's College GameDay three times (Sept. 23, 1995 vs. Texas A&M, Oct. 28, 1995 vs. Nebraska, Sept. 14, 1996 vs. Michigan); the Buffs have been the visiting team on three occasions as well (Oct. 29, 1994 at Nebraska, Sept. 30, 1995 at Oklahoma, Sept. 13, 1997 at Michigan).

TRUE FRESHMAN O-LINE STARTERS

It's pretty rare when a true freshman starts on the offensive line; in fact, in Colorado history current sophomore **OT Frank Phillip** became just the 12th player to do so when he started for the first time against Oregon State. Those dozen players have combined to make a total of **51** starts; no true freshman has started the entire season on the O-line. As the late great Keith Jackson would say, here's a list of CU's "big uglies" who have started games on the line (total number of starts in last column):

Player	Pos.	First Start	Opponent	Total	Player	Pos.	First Start	Opponent	Total
Leon White	OG	Nov. 10, 1973	at Kansas	3	Kai Maiva	OG	Sept. 29, 2007	OKLAHOMA	8
Guy Thurston	OG	Nov. 10, 1979	OKLAHOMA STATE	3	Ryan Miller	OT	Oct. 13, 2007	at Kansas	6
Eric Coyle	OG	Oct. 30, 1982	OKLAHOMA	4	Max Tuioti-Mariner	OG	Sept. 6, 2008	EASTERN WASHINGTON	2
Clint Moore	OG	Sept. 7, 1991	*WYOMING	3	Alex Lewis	OT	Sept. 17, 2011	Colorado State (Denver)	1^
Dolyn Jackson	OG	Sept. 21, 1991	MINNESOTA	8	Frank Phillip	OT	Oct. 27, 2018	OREGON STATE	2
Marwan Hage	OG	Oct. 21, 2000	at Kansas	2	(*—season opener; ^—started two other games at tight end)				
Brian Daniels	OG	Sept. 20, 2003	at Florida State	9					

COLD WEATHER GAMES

With the 2020 season commencing on Nov. 7 and seven games on the revised schedule, chances were the Buffaloes would play in at least one game that would crack the school's coldest list in its history. And that's exactly what happened, as the Dec. 12 home game against Utah saw a 23 degree temperature at kickoff (which was the same temp at game's end), with a wind chill of 19 degrees. It snowed all day into the night on Friday, subsiding in the wee hours. Here's a list of a sub-30 degree weather at kickoff in CU annals (the Buffs are **14-9-1** all-time, including a **12-3-1** mark at home, when the thermometer doesn't crack 30):

COLORADO'S COLDEST GAMES (*—night game)

Date	Opponent	Result	Temperature (WC)/Conditions	Date	Opponent	Result	Temperature (WC)/Conditions
Nov. 11, 1911	COLORADO A&M	W 31- 0	7 (-1) / snow flurries	Nov. 23, 2007	NEBRASKA	W 65-51	24 (13) / cloudy
Nov. 21, 1931	COLORADO COLLEGE	W 17- 7	10 (7) / light snow	Nov. 15, 1997	at Kansas State	L 20-37	25 (6) / cloudy & windy
Nov. 2, 1991	*NEBRASKA	T 19-19	12 (-8) / cloudy	Nov. 28, 2015	at Utah	L 14-20	26 (21) / snow flurries
Nov. 23, 1918	at Denver	L 0- 6	15 (15) / cloudy	Nov. 7, 1936	UTAH	W 31- 7	27 (23) / cloudy
Nov. 16, 1996	*KANSAS STATE	W 12- 0	16 (-3) / snow flurries	Nov. 7, 1936	UTAH	W 31- 7	27 (23) / cloudy
Nov. 23, 1991	at Iowa State	W 17-14	17 (-8) / blizzard conditions	Nov. 22, 1958	at Utah	W 7- 0	28 (11) / snowy & windy
Nov. 2, 1935	COLORADO COLLEGE	W 23- 0	18 (14) / cloudy	Nov. 13, 1976	KANSAS	W 40-17	28 (19) / overcast, light fog
Nov. 14, 1959	at Nebraska	L 12-14	19 (-1) / cloudy & windy	Nov. 30, 2019	*at Utah	L 15-45	28 (23) / partly cloudy
Nov. 11, 2000	IOWA STATE	L 27-35	19 (2) / snowfall throughout	Nov. 23, 2013	SOUTHERN CAL	L 29-47	29 (29) / partly cloudy
Dec. 12, 2020	UTAH	L 21-38	23 (19) / cloudy, snow on field	(four others at 29 degrees: Mines 1919 (W), UNC 1926 (W), CC 1929 (W) & 1931 (W))			
Nov. 23, 1985	KANSAS STATE	W 30- 0	24 (13) / sunny & windy				

**COLORADO BY THE NUMBERS ALL-TIME HISTORIC**

- 7-9** Colorado's record in overtime games (last: **1-1** in 2019);
- 9** The number of Buffaloes enshrined in the College Football Hall of Fame (eight players: Byron White, Joe Romig, Dick Anderson, Bobby Anderson, Alfred Williams, John Wooten, Herb Orvis, Michael Westbrook); and one coach: Bill McCartney).
- 16** The number of career interceptions by CU's all-time leader, **S John Stearns** (1970-72).
- 19-4** Colorado's record in games since 1972 when not committing a turnover or allowing a quarterback sack (**1-1** in 2019).
- 26** All-time CU conference titles (tied for 10th nationally: OU 49, NU 46, Michigan 42, Ohio St. 38, USC 37, Tulsa 35, Alabama 31, Texas 30, Fresno St. 28, UU 26).
- 29** The number of national championships CU has won in its athletic history: 20 skiing, 8 cross country (5 men's/3 women's), 1 football.
- 30** The number of tackles by **LB Jeff Geiser** against Kansas State on Nov. 24, 1973, CU's single game record (5 solo, 25 assists).
- 30** The number of states CU has played a football game in with the most recent addition of Massachusetts in 2014.
- 35** The number of career quarterback sacks by CU's all-time leader, **OLB Alfred Williams** (1987-90).
- 36-1-1** Colorado's all-time record when rushing for 300-plus yards in a game (last: **407** at Arizona in 2020).
- 38-11** Colorado's record in games in its history when it has had a 100-yard rusher and a 100-yard receiver in the same game.
- 42-30** Colorado's all-time record in games decided by one (27-17) or two (15-13) points.
- 55** The number of all-time players who have rushed for 1,000 or more yards in a CU uniform (seventh in the NCAA).
- 60** The length of the school record field goal **PK Mason Crosby** made against Iowa State in 2004.
- 62-36** The final score of CU's 2001 win over BCS No. 1 Nebraska, which earned the Buffs the Big 12 North title.
- 64** The length of the pass from **QB Kordell Stewart** to **WR Michael Westbrook** (via **WR Blake Anderson** tip), known as "The Catch" at Michigan.
- 67** The length of **TB Charlie Davis'** TD run against Oklahoma State on Nov. 13, 1971, one that put him over the 1,000-yard mark for the season.
- 67** The length of **TB Rashaan Salaam's** TD run against Iowa State on Nov. 19, 1994, one that put him over the 2,000-yard mark for the season.
- 68-24** Colorado's record in games against unranked teams in the month of November, dating back to 1985.
- 70** The number of wins Colorado has over teams ranked in the Associated Press weekly polls (23rd most all-time; **47** since 1989, 20th most).
- 72** The number of yards that 64-yard pass was in the air, thrown from the CU 32 to four yards deep in the end zone to rally CU to a 27-26 win.
- 76.2** The conversion rate by the Buffaloes on 3rd-&-1 since 1984 (**566 of 743**; highlighted by 30-of-30 in 1989).
- 78-15-4** Colorado's record in games from 1989-96, the nation's fourth best overall record in the nation during that time frame.
- 93** The number of wins by Bill McCartney, CU's all-time winningest coach (93-55-5, 1982-94).
- 198, 6** The number of rushing yards and touchdowns, respectively, by **TB Chris Brown** against Nebraska on Nov. 23, 2001 in CU's 62-36 win.
- 237-9** Colorado's all-time record in games when it has scored 35 or more points (**329-29-1** with 30 or more points, with **125-2** with 43 or more).
- 242** The number of consecutive games Colorado scored in between 1988 and 2008, the ninth-longest all-time in Division I football.
- 245** The number of players from CU who have played in the National Football League, a top 20 figure nationally.
- 284** The number of receiving yards by **WR Paul Richardson** (vs. California, Sept. 10, 2011), breaking the old mark of **222** first set by **WR Walter Stanley** (vs. Texas Tech, Sept. 12, 1981) and then matched by **WR Rae Carruth** (at Missouri, Nov. 2, 1996).
- 294** The number of career receptions by CU's all-time reception leader, **WR Nelson Spruce** (2012-15).
- 297** The number of national or regional regular season games CU has had on television since 1990, one of the top 10 figures in the nation.
- 305** The number of times Colorado has been ranked in the Associated Press weekly poll (26th most all-time).
- 307** The number of career points by CU's all-time scoring leader, **PK Mason Crosby** (2003-06).
- 321** The number of wins Colorado has at Folsom Field since it opened on Oct. 1, 1924 (**511** games: **321-180-10**).
- 342** The number of rushing yards by **TB Charlie Davis** against Oklahoma State on Nov. 13, 1971, CU's single-game rushing record.
- 362** The number of all-purpose yards by **TB Rashaan Salaam** at Texas on Oct. 1, 1994, CU's single-game record (317 rushing, 45 receiving).
- 410** The number of home wins Colorado has in its history (combined between campus fields, Gamble Field and Folsom Field).
- 465** The number of passing yards by **QB Mike Moschetti** against San Jose State on Sept. 11, 1999, CU's single-game passing record.
- 486** The number of games announcer **Larry Zimmer** called on the radio for the Buffaloes, the most by anyone in CU history (retired after 2015).
- 493** The number of career tackles by CU's all-time leading tackler, **ILB Barry Remington** (1982-86).
- 533** The number of passing yards against Northeast Louisiana on Sept. 16, 1995, CU's single-game record.
- 551** The number of rushing yards at Arizona on Oct. 11, 1958, CU's single-game record.
- 715** The number of wins Colorado has in its history (26th most all-time).
- 767** The number of yards of total offense against San Jose State on Sept. 11, 1999, CU's single-game record.
- 1,149** The number of receiving yards by **WR Charles Johnson** in 1992, CU's single-season record.
- 1,270** The number of games Colorado has played in its history (131 seasons of intercollegiate football).
- 2,055** The number of rushing yards **TB Rashaan Salaam** had in 1994 (the fourth at the time with a 2,000-yard season), on his way to the Heisman.
- 3,156** The number of passing yards by **QB Koy Detmer** in 1996, CU's single-season record.
- 3,347** The number of career yards by CU's all-time receiving leader, **WR Nelson Spruce** (2012-15).
- 3,940** The number of career yards by CU's all-time rushing leader, **TB Eric Bienenmy** (1987-90).
- 5,345** The elevation in feet of CU's Folsom Field (field level), the third highest stadium elevation in the FBS (behind Wyoming and Air Force).
- 9,649** The number of career passing yards by CU's all-time passing leader, **QB Steven Montez** (2016-19).
- 10,609** The number of career yards by CU's all-time total offense leader, **QB Steven Montez** (2016-19).

MONTHLY TAB

Colorado is **72-43** in its last **115** September games, a pretty decent record considering the quality of non-conference schedule CU almost annually plays. The Buffs are **59-63-2** in their last **124** October games dating back to 1989. CU is **75-61-1** in its last **137** November games (**69-45** against all-comers aside from Nebraska, going 6-16-1 against NU in turkey month, and **68-24** against unranked teams since 1985. The Buffs are **13-20** all-time in the month of December (**5-8** in regular season games) and are **4-3-1** in August games in its history.

**300+AT FOLSOM**

Colorado is **321-180-10** in its 98th season playing its home games at Folsom Field (**511** in all). The first game at Folsom was Oct. 11, 1924 (*then known as Colorado Stadium, built at a cost of \$75,000*). Previously, CU was **60-14-6** at Gamble Field and **28-8** on other grass areas of campus; the Buffs are **409-202-16** all-time at home. The 2016 season marked CU's first winning one at home in six years, as the Buffaloes went **6-0**; Colorado's last winning record at home had been in 2010 (with a 4-2 mark); it was CU's first undefeated season at home since 1994, when the Buffs went 6-0 in the late Rashaan Salaam's Heisman Trophy winning year. Over the 2011-12 seasons, CU was just 1-10 in Boulder before going 3-3 in Folsom in Mike MacIntyre's first season; the Buffs pulled even at home under "Mac" with the 6-0 mark in 2016 and finished **18-17** at Folsom in his tenure. CU is **3-2** at home under Karl Dorrell.

RANKED "UNDEFEATEDS" FALL AT FOLSOM

Eleven ranked, undefeated teams have lost their "0" in the loss column at Folsom Field since 1989. The last was Kansas in 2009, as the Jayhawks (5-0) hit town ranked No. 17 and lost 34-30. In 2007, Oklahoma (4-0) rolled in ranked No. 3 and left with a 27-24 setback; in 2002, Kansas State came to Boulder ranked No. 13 at 4-0 and lost, 35-31. Two bit the dust in 2001: Nebraska (11-0, No. 1 in the BCS and No. 2 in the polls) fell 62-36 game to the Buffs, as did Texas A & M (5-0, No. 20), 31-21. In 1998, No. 22 Texas Tech (6-0) lost 19-17; in 1995, No. 3 Texas A&M (2-0) lost, 29-21; in 1994, No. 10 Wisconsin (2-0) was crushed, 55-17; and in 1990, No. 12 Washington (3-0) left a 20-14 loser. In 1989, No. 10 Illinois (2-0) lost 38-7 and No. 3 Nebraska (8-0) fell, 27-21. (*Not included is a 43-10 win over No. 23-FCS Charleston Southern in 2013, which came to Boulder with a 7-0 mark.*)

THE PRIMO TWENTY-FOUR

Colorado is one of just **24** schools in I-A/FBS history to be able to make the claim of winning (or sharing) a national championship and also having a Heisman Trophy winner. The criteria for national championship consideration included those crowned by the *Associated Press*, the coaches, the BCS and the CFP; 30 total schools at one point in the past have been able to claim the throne. This prestigious short list (Alabama is the latest to join, doing so in 2009):

School	National Championships	Heisman Trophies	School	National Championships	Heisman Trophies
Alabama	1961-64-65-73-78-79-92-09-11-12-15-17-20	2009-15-20	Nebraska	1970-71-94-95-97	1972-83-2001
Army	1944-45	1945-46-58	Notre Dame	1943-46-47-49-66-73-77-88	1943-47-49-53-56-64-87
Auburn	1957-2010	1971-85-2010	Ohio State	1942-54-57-68-2002	1944-50-55-74-75-95-2006
Brigham Young	1984	1990	Oklahoma	1950-55-56-74-75-85-2000	1952-69-78-2003-08-17-18
Colorado	1990	1994	Penn State	1982-86	1973
Florida	1996-2006-08	1966-96-2007	Pittsburgh	1937-76	1976
Florida State	1993-99-2013	1993-2000-13	Syracuse	1959	1961
Georgia	1980	1942-82	Texas	1963-69-70-2005	1977-98
Louisiana State	1958-2003-19	1959-2019	Texas A & M	1939	1957-2012
Miami, Fla.	1983-87-89-91-2001	1986-92	TCU	1938	1938
Michigan	1948-97	1940-91-97	UCLA	1954	1967
Minnesota	1936-40-60	1941	USC	1962-67-72-74-78-2003-04	1965-68-79-81-2002-04-05

Schools with national championships and no Heisman winner are Michigan State (2), Tennessee (2) and Clemson, Georgia Tech, Maryland and Washington (all 1).

THE BUFFS & COLLEGE FOOTBALL HARDWARE

Colorado is in an elite group when it comes to claiming college football's prestigious trophies dating back to the 1990 season. A proliferation of awards has emerged since the late 1980s, and the Buffs are near the top of the list when it comes to collecting these statues. CU has had eight different players win 10 trophies over the last 21 seasons (1990-2020), tied for the 16th most nationally when it comes to trophies (and tied for 15th as well in the number of *different* players who have been honored). The below postseason "hardware" count includes the Heisman Trophy and the Lombardi, Maxwell, Walter Camp, Butkus, Thorpe, O'Brien, Uinitas, Groza, Biletnikoff, Doak Walker, Nagurski, Bednarik, Mackey, Tatupu (defunct), Ray Guy, Rimington, Lott, Hendricks, Hornung, Mayo/Comeback, Bullworth (on-field player awards only—for example, if the Draddy/Campbell was included, CU would have one more on each list; so players only, no coaches, no "fad" awards around for a year or two, and no Disney Spirit, Orange Bowl Courage, etc. awards). The list of schools that have had winners between 1990 and 2020 (players only):

School	Players Trophies	School	Players Trophies	School	Players Trophies	School	Players Trophies	School	Players Trophies
Alabama	27 41	COLORADO	8 10	Texas Tech	5 5	Memphis	3 3	Colorado State	1 1
Oklahoma	16 27	Clemson	8 10	Utah	5 5	Washington State	3 3	East Carolina	1 1
Ohio State	15 26	Stanford	7 10	Washington	4 5	Louisiana Tech	2 3	Florida Atlantic	1 1
Texas	12 23	UCLA	8 9	Arizona State	3 5	Maryland	2 3	Fresno State	1 1
Florida State	12 22	Arizona	6 9	Baylor	3 5	Virginia Tech	2 3	Georgia Southern	1 1
Louisiana State	11 19	Oregon	5 9	Tennessee	3 5	Tulsa	1 3	Hawai'i	1 1
Miami, Fla.	10 18	Texas A&M	7 8	Brigham Young	2 5	California	2 2	Houston	1 1
Michigan	10 18	Auburn	5 8	Northwestern	2 5	Missouri	2 2	Kent State	1 1
Penn State	10 18	Louisville	5 8	Kansas State	4 4	Tulane	2 2	Marshall	1 1
Wisconsin	13 16	Pittsburgh	4 8	Michigan State	4 4	Virginia	2 2	Mississippi State	1 1
Florida	9 16	Kentucky	5 7	Oregon State	4 4	Wake Forest	2 2	Rutgers	1 1
Notre Dame	9 16	Oklahoma State	6 6	Purdue	4 4	West Virginia	2 2	South Carolina	1 1
Nebraska	9 14	TCU	5 6	Minnesota	3 4	North Carolina	1 2	Southern Miss	1 1
USC	8 13	Arkansas	4 6	Mississippi	3 4	Temple	1 2	Syracuse	1 1
Georgia	8 11	Boston College	3 6	N.C. State	3 4	Cincinnati	1 1	Wyoming	1 1
Iowa	10 10	Georgia Tech	5 5	Illinois	3 3	Coastal Carolina	1 1		

ALL-TIME CONSENSUS ALL-AMERICANS

Through 2020, Colorado is tied for 21st all-time with **31** consensus All-America selections, the fourth-most among Pac-12 schools (per NCAA guidelines: players need to be named first-team on at least two of the five organizations the NCAA recognizes: AFCA, AP, FWAA, Walter Camp and *The Sporting News*). The top 25: Notre Dame 105, Ohio State 87, Michigan 83, Oklahoma 81, USC 82, Alabama 80, Texas 61, Nebraska 54, Pittsburgh 53, Florida State 45, Penn State 42, UCLA 41, Tennessee 40, Army 37, Stanford 37, Miami-Fla. 36, LSU 35, Georgia 33, Minnesota 33, Florida 32, **Colorado 31**, Michigan State 31, Auburn 30, Texas A&M 31, California 29, Wisconsin 29 (rest of Pac-12: 32. Washington 23; 37. Arizona State 18; 39. Arizona 16; 56. Oregon State, Utah, Washington State 8; 60. Oregon 7).



2021 OPPONENT SCHEDULES & RESULTS

N. COLORADO (1-2)

7	at Colorado	35
45	at Houston Baptist	13
10	LAMAR	17
S 25	● NORTHERN ARIZONA	
O 2	● at Montana State	
O 9	● EASTERN WASHINGTON	
O 16	● at UC Davis	
O 23	● at Southern Utah	
O 30	● SACRAMENTO STATE	
N 6	● MONTANA	
N 13	● at Weber State	

TEXAS A&M (3-0)

41	KENT STATE	10
10	Colorado (in Denver)	7
34	NEW MEXICO	0
S 25	□ Arkansas (at Arlington)	
O 2	□ MISSISSIPPI STATE	
O 9	□ ALABAMA	
O 16	□ at Missouri	
O 23	□ SOUTH CAROLINA	
N 6	□ AUBURN	
N 13	□ at Mississippi	
N 20	PRAIRIE VIEW A&M	
N 27	□ at Louisiana State	

MINNESOTA (2-1)

31	❖ OHIO STATE	45
31	MIAMI-OHIO	26
30	at Colorado	0
S 25	BOWLING GREEN	
O 2	❖ at Purdue	
O 16	❖ NEBRASKA	
O 23	❖ MARYLAND	
O 30	❖ at Northwestern	
N 6	❖ ILLINOIS	
N 13	❖ at Iowa	
N 20	❖ at Indiana	
N 27	❖ WISCONSIN	

ARIZONA STATE (2-1)

41	SOUTHERN UTAH	14
37	NEVADA-LAS VEGAS	10
17	at Brigham Young	27
S 25	◆ COLORADO	
O 2	◆ at UCLA	
O 8	◆ STANFORD	
O 16	◆ at Utah	
O 30	◆ WASHINGTON STATE	
N 6	◆ SOUTHERN CALIFORNIA	
N 13	◆ at Washington	
N 20	◆ at Oregon State	
N 27	◆ ARIZONA	

SOUTHERN CAL (2-1)

30	SAN JOSE STATE	7
28	◆ STANFORD	42
45	◆ at Washington State	14
S 25	◆ OREGON STATE	
O 2	◆ at Colorado	
O 9	◆ UTAH	
O 23	at Notre Dame	
O 30	◆ ARIZONA	
N 6	◆ at Arizona State	
N 13	◆ at California	
N 20	◆ UCLA	
N 27	BRIGHAM YOUNG	

ARIZONA (0-3)

16	Brigham Young (at Las Vegas)	24
14	SAN DIEGO STATE	38
19	NORTHERN ARIZONA	21
S 25	◆ at Oregon	
O 9	◆ UCLA	
O 16	◆ at Colorado	
O 23	◆ WASHINGTON	
O 30	◆ at Southern California	
N 6	◆ CALIFORNIA	
N 13	◆ UTAH	
N 19	◆ at Washington State	
N 27	◆ at Arizona State	

CALIFORNIA (1-2)

17	NEVADA	22
32	at TCU	34
42	SACRAMENTO STATE	30
S 25	◆ WASHINGTON	
O 2	◆ at Washington St.	
O 15	◆ at Oregon	
O 23	◆ COLORADO	
O 30	◆ OREGON STATE	
N 6	◆ ARIZONA	
N 13	◆ at Southern California	
N 20	◆ at Stanford	
N 27	◆ UCLA	

OREGON (3-0)

31	FRESNO STATE	24
35	at Ohio State	28
48	STONY BROOK	7
S 25	◆ ARIZONA	
O 2	◆ at Stanford	
O 15	◆ CALIFORNIA	
O 23	◆ at UCLA	
O 30	◆ COLORADO	
N 6	◆ at Washington	
N 13	◆ WASHINGTON STATE	
N 20	◆ at Utah	
N 27	◆ OREGON STATE	

OREGON STATE (2-1)

21	at Purdue	30
45	HAWAII	27
42	IDAHO	0
S 25	◆ at Southern California	
O 2	◆ WASHINGTON	
O 9	◆ at Washington State	
O 23	◆ UTAH	
O 30	◆ at California	
N 6	◆ at Colorado	
N 13	◆ STANFORD	
N 20	◆ ARIZONA STATE	
N 27	◆ at Oregon	

UCLA (2-1)

44	HAWAII	10
38	LOUISIANA STATE	27
37	FRESNO STATE	40
S 25	◆ at Stanford	
O 2	ARIZONA STATE	
O 9	◆ at Arizona	
O 16	◆ at Washington	
O 23	◆ OREGON	
O 30	◆ at Utah	
N 13	◆ COLORADO	
N 20	◆ at Southern California	
N 27	◆ CALIFORNIA	

WASHINGTON (1-2)

7	MONTANA	13
10	at Michigan	31
52	ARKANSAS STATE	3
S 25	◆ CALIFORNIA	
O 2	◆ at Oregon State	
O 16	◆ UCLA	
O 22	◆ at Arizona	
O 30	◆ at Stanford	
N 6	◆ OREGON	
N 13	◆ ARIZONA STATE	
N 20	◆ at Colorado	
N 26	◆ WASHINGTON STATE	

UTAH (1-2)

40	WEBER STATE	17
17	at Brigham Young	26
31	at San Diego State	33
S 25	◆ WASHINGTON STATE	
O 9	◆ at Southern California	
O 16	◆ ARIZONA STATE	
O 23	◆ at Oregon State	
O 30	◆ UCLA	
N 5	◆ at Stanford	
N 13	◆ at Arizona	
N 20	◆ OREGON	
N 26	◆ COLORADO	

KEY: ◆—Pac-12 Conference game; ●—Big Sky Conference game; □—Southeastern Conference game; ❖—Big Ten Conference game.

OPPONENTS & 2021 SCHEDULE TIDBITS

The 11 FBS opponents on the 2021 Colorado schedule combined for a **39-33** record in the COVID-19 shortened 2020 season (a 54.2 winning percentage); only one opponent played as many as 10 games (Texas A&M, going 9-1); three teams played as few as four.

- Colorado and Texas A&M were set to resume their rivalry from their Big 12 Conference days last year in College Station, now delayed until this year in Denver (which as a possible site was built into the original contract).
- With the A&M game at Denver's Empower Field at Mile High, it was the 44th game CU will play in a stadium that is or has been home to an NFL team (21-22-1 record); CU is 16-10 in current NFL venues, which includes a 12-5 record at Empower (16 previous games against Colorado State).
- With the season opener on a Friday night, it was the seventh time in eight years the Buffaloes will open on a weeknight (2014, 2016, 2017, 2018 and 2019 in Denver, 2015 in Honolulu and now 2021 in Boulder); the Buffs opened the 2013 season on a Sunday.
- Minnesota was the first Big Ten Conference team to visit Boulder since Nebraska in 2019, but the first pre-realignment since Michigan in 1996.
- Only UCLA has a bye before playing the Buffaloes in 2021 (CU hosts Oregon State that day); Colorado's bye comes the week before hosting Arizona for Family Weekend (the Wildcats host UCLA when the Buffs have their Saturday off).
- CU is 5-5 overall in Pac-12 openers (2-4 at home) and will open against Arizona State for the third time (1-1, the second time in Tempe).
- **Friday Night Lights.** The Buffaloes play on a Friday night at least once for the seventh time in eight years; a 2020 Friday game versus Utah was moved to the next day. With the UNC win, CU is 19-25 all-time on Fridays (9-10 night; CU is 6-7 on Friday nights since joining the Pac-12, 1-6 in league games).
- With two Friday night affairs, Colorado will have had at least one regular season game on a non-Saturday for the 26th time over the last 27 seasons; the only exception was in the abbreviated 2020 campaign. The Buffs had played the Friday after Thanksgiving from 1996 through 2012, a span of 17 seasons (Nebraska 1995-2010, Utah 2011-12). But starting in 2013, the game with the Utes was passed on by the Pac-12's television partners for Friday airing until FOX will show the 2021 contest on one of its platforms (FOX/FS-1/FS-2).
- Colorado is scheduled to travel **7,563** ground and air miles round-trip for its non-Boulder games in 2021: Texas A&M (Denver, 60); Arizona State (Tempe, 1,261), Cal (Berkeley, 1,941), Oregon (Eugene, 1,787), UCLA (Pasadena, 1,719) and Utah (Salt Lake City, 795).
- In Pac-12 play, Colorado will miss Stanford and Washington State this year and in 2022; they rotate back in for 2023-24 when Cal and Washington come off.
- The 2020 game canceled at Colorado State was the last in an 11-game series renegotiated and signed in December 2009; the schools will resume the series in 2023-24 (Sept. 16 in Boulder and Sept. 14 in Fort Collins), and earlier this year signed a six-year series to continue what has become known as the Rocky Mountain Showdown. Those games are set for 2029-30, 2033-34 and 2037-38. The two had played every year since 1995 and 31 times dating back to 1983.





2021 PAC-12 COMPOSITE SCHEDULE & RESULTS

Week Zero (Aug. 28)

UCLA 44, Hawai'i 10 **ESPN**

Week One (Sept. 2-4)

(Sept. 2) UTAH 40, Weber State 17 **P12N**(Sept. 2) ARIZONA STATE 41, Southern Utah 14 **P12N**(Sept. 3) COLORADO 35, Northern Colorado 7 **P12N**BYU 24, Arizona 16 (at Las Vegas) **ESPN**Kansas State 24, Stanford 7 (at Arlington) **FS-1**Montana 13, WASHINGTON 7 **P12N**Nevada 22, CALIFORNIA 17 **FS-1**OREGON 31, Fresno State 24 **P12N**PURDUE 30, Oregon State 21 **FS-1**Southern California 30, San Jose State 7 **P12N**UCLA 38, Louisiana State 27 **FOX**Utah State 26, WASHINGTON STATE 23 **P12N**

Week Two (Sept. 11)

Texas A&M 10, Colorado 7 (at Denver) **FOX***Stanford 42, SOUTHERN CALIFORNIA 28 **FOX**ARIZONA STATE 37, Nevada-Las Vegas 10 **ESPN2**BRIGHAM YOUNG 26, Utah 17 **ESPN**MICHIGAN 31, Washington 10 **ABC**Oregon 35, OHIO STATE 28 **FOX**OREGON STATE 45, Hawaii 27 **FS-1**San Diego State 38, ARIZONA 14 **P12N**TCU 34, California 32 **ESPN**WASHINGTON STATE 44, Portland State 24 **P12N**

Week Three (Sept. 18)

Minnesota 30, Colorado 0 **P12N***Southern California 45, WASHINGTON STATE 14 **FOX**BRIGHAM YOUNG 27, Arizona State 17 **ESPN**CALIFORNIA 42, Sacramento State 30 **P12BA**Fresno State 40, UCLA 37 **P12N**Northern Arizona 21, ARIZONA 19 **P12AZ**OREGON 48, Stony Brook 7 **P12N**OREGON STATE 42, Idaho 0 **P12OR**SAN DIEGO STATE 33, Utah 31 **CBS-SN**Stanford 41, VANDERBILT 23 **ESPN**WASHINGTON 52, Arkansas State 3 **P12N**

Week Four (Sept. 25)

*Colorado at Arizona State (**ESPN**), 8:30p*Washington State at Utah (**P12N**), 12:30p*UCLA at Stanford (**P12N**) 4:00p*California at Washington (**P12N**), 7:30p*Arizona at Oregon (**ESPN**), 8:30p*Oregon State at Southern California (**FS-1**), 8:30p

Week Five (Oct. 2)

*Southern California at Colorado (**P12N**), 12:00p*Oregon at Stanford (**ABC**), 1:30p*Washington State at California (**P12N**), 3:30p*Washington at Oregon State (**P12N**), 7:00p*Arizona State at UCLA (**FS-1**), 8:30p

Week Six (Oct. 9)

(Oct. 8) *Stanford at Arizona State (**ESPN**), 8:30p*Utah at Southern California (**FOX** or **FS-1**)

*Oregon State at Washington State

*UCLA at Arizona

Week Seven (Oct. 16)

(Oct. 15) *California at Oregon (**ESPN**), 8:30p

*Arizona at Colorado

*Arizona State at Utah

*Stanford at Washington State (**ABC**, **ESPN/2/U**)

*UCLA at Washington

Week Eight (Oct. 23)

(Oct. 22) *Washington at Arizona (**ESPN**), 8:30p

*Colorado at California

Southern California at Notre Dame (**NBC**), 5:30p

*Oregon at UCLA

*Utah at Oregon State

Brigham Young at Washington State

Week Nine (Oct. 30)

*Colorado at Oregon

*Arizona at Southern California

*Oregon State at California

*UCLA at Utah

*Washington at Stanford

*Washington State at Arizona State

Week Ten (Nov. 6)

(Nov. 5) *Utah at Stanford (**FS-1**), 8:30p

*Oregon State at Colorado

*California at Arizona

*Oregon at Washington

*Southern California at Arizona State

Week Eleven (Nov. 13)

*Colorado at UCLA

*Arizona State at Washington

*Southern California at California

*Stanford at Oregon State

*Utah at Arizona

*Washington State at Oregon

Week Twelve (Nov. 20)

(Nov. 19) *Arizona at Washington State (**P12N**), 7:00p

*Washington at Colorado

*Arizona State at Oregon State

*California at Stanford

*Oregon at Utah

*UCLA at Southern California

Week Thirteen (Nov. 27)

(Nov. 26) *Colorado at Utah (**FOX** or **FS-1**), 2/2:30 or 6p(Nov. 26) *Wash State at Washin (**FOX** or **FS-1**), 2/2:30 or 6p

*Arizona at Arizona State

*California at UCLA

*Oregon State at Oregon

Brigham Young at Southern California

Notre Dame at Stanford

Week Fourteen (Dec. 3)

#Pac 12 Championship (**ABC**), 6:00p

#— at Allegiant Stadium, Las Vegas, Nev.

All times listed are MDT/MST. *—denotes Pacific-12 Conference game. Television selections Sept. 25 and beyond are made on 12 days' notice by the Pac-12 television partners (ESPN/ABC, FOX/FOX Sports 1, Pac-12 Networks); ESPN/ABC also has an option of utilizing a 6-day selection process three times annually. With the advent of the Pac-12 Networks (National; Arizona, Bay Area, Mountain, Oregon, Southern California, Washington), all conference games and all home non-league games will again be televised in 2021 (81 in all). ABC's standard afternoon regional telecast window is at 1:30 p.m. MT in addition to a number of prime-time windows (6 p.m. MT; those games will be selected from the Pac-12, American Athletic, ACC, Big 10 or Big 12 conferences).

2021 PAC-12 CONFERENCE STANDINGS

South Division (E)

School (AP/Coaches/FWAA)	conference-----					overall-----					Next Up
	W	L	Pct.	Pts	Opp	W	L	Pct.	Pts	Opp	
Southern California (RV/RV/RV).....	1	1	.500	73	56	2	1	.667	103	63	S 25 OREGON STATE
Arizona State (RV/RV/--).....	0	0	.000	0	0	2	1	.667	95	51	S 25 COLORADO
UCLA (#24/#24/RV).....	0	0	.000	0	0	2	1	.667	119	77	S 25 at Stanford
COLORADO	0	0	.000	0	0	1	2	.333	42	47	S 25 at Arizona State
Utah (RV/RV).....	0	0	.000	0	0	1	2	.333	88	76	S 25 WASHINGTON STATE
Arizona.....	0	0	.000	0	0	0	3	.000	49	83	S 25 at Oregon

North Division (E)

School (AP/Coaches/FWAA)	conference-----					overall-----					Next Up
	W	L	Pct.	Pts	Opp	W	L	Pct.	Pts	Opp	
Stanford (RV/--/--).....	1	0	1.000	42	28	2	1	.667	90	75	S 25 UCLA
Oregon (#3/#4/#3).....	0	0	.000	0	0	3	0	1.000	114	59	S 25 ARIZONA
Oregon State.....	0	0	.000	0	0	2	1	.667	108	57	S 25 at Southern California
California.....	0	0	.000	0	0	1	2	.333	91	86	S 25 at Washington
Washington.....	0	0	.000	0	0	1	2	.333	69	47	S 25 CALIFORNIA
Washington State.....	0	1	.000	14	45	1	2	.333	81	95	S 25 at Utah



A LOOK AT THE PAC-12 DIVISIONS

After the Pac-12 announced it was expanding to 12 teams in 2010 with the late spring additions of Colorado (June 10) and Utah (June 17), the divisions were announced later that year (football only). CU and Utah joined Arizona, Arizona State, Southern California and UCLA in the Pac-12 South; the Oregon and Washington schools along with Cal and Stanford comprised the Pac-12 North. Here's a look at the divisions and the all-time records of each program as listed by the NCAA through games of Sept. 18 (*2021 records in parenthesis*):

PAC-12 SOUTH	Seasons	Games	W	L	T	Pct.	PAC-12 NORTH	Seasons	Games	W	L	T	Pct.
Arizona (0-3).....	118	1,131	617	481	33	.566	California (1-2).....	126	1,278	679	548	51	.552
Arizona State (2-1).....	109	1,052	626	402	24	.607	Oregon (3-0).....	126	1,224	676	502	46	.570
Colorado (1-2).....	132	1,270	715	519	36	.577	Oregon State (2-1).....	125	1,207	541	616	50	.468
Southern California (2-1).....	128	1,261	854	353	54	.699	Stanford (2-1).....	115	1,182	663	470	49	.581
UCLA (2-1).....	103	1,085	614	434	37	.583	Washington (1-2).....	132	1,254	747	457	50	.616
Utah (1-2).....	128	1,194	692	471	31	.594	Washington State (1-2).....	126	1,168	554	569	45	.494
Totals	6,993	4118	2660	215	.605		Totals	7,313	3860	3162	291	.548	

ALL-TIME PAC-12 HEAD-TO-HEAD SERIES RECORDS

A look at the team versus team football histories in the Pac-12 (won-lost-tied; does not include vacated games):

School	UA	ASU	CAL	COLO	OREG	OSU	STAN	UCLA	USC	UTAH	WASH	WSU	Totals
Arizona	49-44-1	19-14-2	8-15	17-27	24-16-1	14-17	16-26-2	8-36	19-24-2	11-23-1	27-17	213-258- 9
Arizona State	44-49-1	17-18	8-3	18-20	30-14-1	17-14	14-22-1	13-24	22-9	20-16	27-15-2	230-204- 5
California	14-19-2	18-17	6-4	41-40-2	37-35	42-52-6	34-56-1	31-71-5	6-6	42-55-4	47-28-5	318-383-25
Colorado	15-8	3-8	4-6	9-13	5-6	6-6	5-11	0-14	32-32-3	6-12-1	6-7	91-123- 4
Oregon	27-17	20-18	40-41-2	13-9	66-48-10	34-49-1	30-40	22-38-2	23-10	47-60-5	49-42-7	372-372-26
Oregon State	16-24-1	14-30-1	35-37	6-5	48-66-10	25-59-3	17-43-4	11-63-4	11-11-1	34-68-4	47-55-3	264-461-31
Southern California	36-8	24-13	71-31-5	14-0	38-22-2	63-11-4	64-34-3	51-32-7	13-6	52-30-4	62-10-4	488-197-29
Stanford	17-14	14-17	52-42-6	6-6	49-34-1	59-25-3	43-46-3	34-64-3	4-5	43-43-4	40-29-1	361-325-21
UCLA	26-16-2	22-14-1	56-34-1	11-5	40-30	43-17-4	46-43-3	32-51-7	11-7	40-32-2	41-20-1	368-269-21
Utah	24-19-2	9-22	6-6	32-32-3	10-23	11-11-1	5-4	7-11	6-13	2-13	9-9	121-163- 6
Washington	23-11-1	16-20	55-41-4	12-6-1	60-47-5	68-34-4	43-43-4	32-40-2	30-52-4	13-2	74-32-6	416-329-31
Washington State	17-27	15-27-2	29-47-5	7-6	42-49-7	55-47-3	29-40-1	20-41-1	10-62-4	9-9	32-74-6	265-429-28

FOLSOM FIELD #1

In 2017, *LawnStarter.com* ranked its top 16 College Football Stadiums with the Best Natural Scenery, and lo and behold, coming in at the top was CU's own **Folsom Field**. The top 10: **1. Folsom Field (Colorado)**; 2. Lavell Edwards Stadium (BYU); 3. Utah Stadium (Utah); 4. Romney Stadium (Utah State); 5. Rose Bowl (UCLA); 6. Sun Bowl (UTEP); 7. Ryan Field (Northwestern); 8. Scott Stadium (Virginia); 9. Michie Stadium (Army); **10. Kidd Brewer Stadium (Appalachian State)**; 11. Dowdy-Ficklen Stadium (East Carolina); 12. Dix Stadium (Kent State); 13. Memorial Stadium (California); 14. Kenan Stadium (North Carolina); 15. Memorial Stadium (Kansas); 16. Spartan Stadium (San Jose State).

The same publication ranked CU's natural grass field the third best national behind Iowa State (Jack Trice Field) and Northwestern (Ryan Field).

CU IS BLACK & GOLD, BUT FOLSOM WAS FIRST TO GO "GREEN"

The University of Colorado at Boulder established a goal to move toward zero-waste at Folsom Field during the 2008 football season and invest in local carbon-reduction projects. They anticipated recycling or composting at least 90% of the waste generated at Folsom Field and met those goals. According to U.S. Environmental Protection Agency information and other sources, Folsom Field was the first major sports stadium in the nation, professional or collegiate, to collect all materials in recycling or compost containers, eliminate trash cans and transform its materials collections systems into a zero-waste process.

U.S. NEWS & WORLD REPORT TABS BOULDER #1

In October 2020, *U.S. News & World Report* released its annual ranking of the top 150 places to live in the United States. In its summary, the publication wrote: "Snug against the foothills where the Great Plains give rise to the Rocky Mountains, Boulder is nothing if not a looker. This city reveals its spectacle at the crest of a hill on U.S. Route 36 from Denver with its iconic sandstone slabs rising from the mountains, prefaced by pine-clad mesas and cradled within the backdrop of the snow-capped Indian Peaks." Boulder received high scores for desirability, job market and quality of life (also receiving the No. 1 ranking in the latter).

The top 10: **1. Boulder**; 2. Denver; 3. Austin, Texas; 4. Colorado Springs; 5. Fort Collins, Colo.; 6. Charlotte, N.C.; 7. Des Moines, Iowa; 8. Fayetteville, Ark.; 9. Portland, Ore.; 10. San Francisco. *Other Pac-12 Metro Areas*: 13. Seattle; 29. San Jose, Calif.; 31. Salt Lake City; 53. Phoenix; 76. Eugene; 80. Salem, Ore.; 85. Spokane; 97. Los Angeles; 113. Tucson.

CU FOOTBALL REMAINS SECOND MOST POPULAR PER-GAME SELL IN STATE

The final home attendance figure for 2019 was **297,435**, an average of **49,573** for six home games, an increase of approximately 3,700 over 2018. It marks the 25th straight season that Colorado football was the second largest average draw *per game* in the state behind the NFL Denver Broncos (and the 43rd time in the last 45 years). The fledgling Colorado Rockies took over the second spot the two years they played at old Mile High Stadium, averaging in the mid-to-upper 50s in 1993 and 1994. The Broncos wrestled the state's top spot away from the Buffs permanently in 1975 after first doing so in 1969, with six years of see-sawing in-between (CU had been the state attendance leader since Folsom Field was built in 1924). CU continues to have the second largest public and overall season ticket base in the state (the count for 2019 was **32,668** when adding in 12,254 student holders to 20,414 public tickets (student tickets are purchased, just at a discounted rate). In 2019, CU was again first in the state in college football attendance for the **54th** straight year, ahead of Colorado State (23,337) and Air Force (27,084; AFA was the last school top CU's figure, in 1965). In 2019, the Broncos averaged 75,937 per game and the Rockies 36,954. No numbers from 2020 were computed into this because of the pandemic.



ACTIVE COLORADO CAREER STATISTICAL CHARTS

RUSHING

Rk	Player (Seasons)	Att.	Yards	Avg.	TD
1	Eric Bieniemy (1987-90)	699	3,940	5.63	41
2	Phillip Lindsay (2014-17)	750	3,707	4.94	36
3	Rodney Stewart (2008-11)	809	3,598	4.45	25
4	Rashaan Salaam (1992-94)	486	3,057	6.29	33
5	Bobby Purify (2000-04)	595	3,016	5.07	20
10	Herchell Troutman (1994-97)	568	2,487	4.38	21
15	Kayo Lam (1933-35)	313	2,140	6.84	18
20	Carroll Hardy (1951-54)	291	1,999	6.87	23
25	William Harris (1965-67)	330	1,585	4.80	4
30	Mark Hatcher (1984-87)	375	1,470	3.92	16
35	Erich Kissick (1986-89)	256	1,297	5.07	8
40	Michael Adkins II (2013-17)	247	1,200	4.86	13
50	Chuck Weiss (1958-60)	242	1,039	4.29	12
55	Alex Fontenot (2018-21)	219	1,000	4.57	7
57	Jarek Broussard (2020-21)	161	966	6.00	5

PASSING

Rk	Player (Seasons)	Att-Com-Int	Pct.	Yards	TD	Rating
1	Steven Montez (2016-19)	1312-820-32	62.5	9,649	63	135.25
2	Sefo Liufau (2013-16)	1383-870-36	62.9	9,568	60	130.13
3	Cody Hawkins (2007-10)	1214-667-41	54.9	7,409	60	115.76
4	Joel Klatt (2002-05)	1095-666-33	60.8	7,375	44	124.63
5	Kordell Stewart (1991-94)	785-456-19	58.1	6,481	33	136.47
6	Tyler Hansen (2008-11)	872-505-28	57.9	5,705	35	119.69
7	Koy Detmer (1992-96)	594-350-25	58.9	5,390	40	148.95
8	Mike Moschetti (1998-99)	607-366-19	60.3	4,797	33	138.36
9	John Hessler (1994-97)	627-347-26	55.3	4,788	34	129.09
10	Steve Vogel (1981-84)	688-309-33	44.9	3,912	27	96.03
11	Darian Hagan (1988-91)	424-213-19	50.2	3,801	27	137.59

TOTAL OFFENSE

Rk	Player (Seasons)	Rush	Pass	Total	TDR
1	Steven Montez (2016-19)	960	9,649	10,609	74
2	Sefo Liufau (2013-16)	941	9,568	10,509	73
3	Kordell Stewart (1991-94)	1,289	6,481	7,770	48
4	Cody Hawkins (2007-10)	-159	7,409	7,250	67
5	Joel Klatt (2002-05)	-130	7,375	7,245	47

RECEIVING (Receptions)

Rk	Player (Seasons)	No.	Yards	Avg.	TD
1	Nelson Spruce (2012-15)	294	3,347	11.4	23
2	Scotty McKnight (2007-10)	215	2,521	11.7	22
3	Shay Fields (2014-17)	190	2,552	13.4	21
4	Michael Westbrook (1991-94)	167	2,548	15.3	19
5	Paul Richardson (2010-13)	156	2,412	15.5	21
6	Phil Savoy (1994-97)	152	2,176	14.3	14
7	Bryce Bobo (2014-17)	150	1,638	10.9	10
8	Laviska Shenault (2017-19)	149	1,943	13.0	10
9	Devin Ross (2013-17)	140	1,621	11.6	9
10	Javon Green (1997-2000)	136	2,031	14.9	17
11	Rae Carruth (1992-96)	135	2,540	18.8	20
12	Derek McCoy (2000-03)	134	2,038	15.2	20
13	Charles E. Johnson (1990-93)	127	2,447	19.3	15
14	Monte Huber (1967-69)	111	1,436	12.9	5
15	Phillip Lindsay (2014-17)	110	976	8.8	3
16	*Daniel Graham (1998-2001)	106	1,543	14.6	11
17	Patrick Williams (2005-08)	104	1,070	10.3	3
18	Dusty Sprague (2004-07)	103	1,261	12.2	4
19	K.D. Nixon (2017-20)	99	1,221	12.3	7
20	*Christian Fauria (1991-94)	98	1,058	10.8	11
21	Darrin Chiaverini (1995-98)	97	1,199	12.4	6
22	D.J. Hackett (2002-03)	93	1,194	12.8	9
22	Rodney Stewart (2008-11)	93	969	10.4	0
24	*Dave Hestera (1981-83)	91	1,057	11.6	2
25	Tony Jones (2011-14)	90	558	6.2	3
49	Dimitri Stanley (2018-21)	55	630	11.5	3
76	Brady Russell (2018-21)	39	376	9.6	3
98	Alex Fontenot (2018-21)	30	136	4.5	0

RECEIVING (Yards)

Rk	Player (Seasons)	No.	Yards	Avg.	TD
1	Nelson Spruce (2012-15)	294	3,347	11.4	23
2	Shay Fields (2014-17)	190	2,552	13.4	21
3	Michael Westbrook (1991-94)	167	2,548	15.3	19
4	Rae Carruth (1992-96)	135	2,540	18.8	20
5	Scotty McKnight (2007-10)	215	2,521	11.7	22
6	Charles E. Johnson (1990-93)	127	2,447	19.3	15
7	Paul Richardson (2010-13)	156	2,412	15.5	21
8	Phil Savoy (1994-97)	152	2,176	14.3	14
9	Derek McCoy (2000-03)	134	2,038	15.2	20
10	Javon Green (1997-2000)	136	2,031	14.9	17
11	Laviska Shenault (2017-19)	149	1,943	13.0	10
12	Bryce Bobo (2014-17)	150	1,638	10.9	10
13	Devin Ross (2013-17)	140	1,621	11.7	9
13	*Daniel Graham (1998-2001)	106	1,543	14.6	11
15	Monte Huber (1967-69)	111	1,436	12.9	5
16	Dusty Sprague (2004-07)	103	1,261	12.2	4
17	Mike Pritchard (1987-90)	47	1,241	26.4	10
18	Marcus Stiggers (1996-99)	80	1,223	15.1	10
19	K.D. Nixon (2017-20)	99	1,221	12.3	7
20	Ron Brown (1981-85)	57	1,217	21.4	8
21	Darrin Chiaverini (1995-98)	97	1,199	12.4	6
22	D.J. Hackett (2002-03)	93	1,194	12.8	9
23	*Jon Embree (1983-86)	80	1,166	14.6	5
24	Toney Clemons (2010-11)	86	1,162	13.5	11
25	Loy Alexander (1983-85)	78	1,107	14.2	8
60	Dimitri Stanley (2018-21)	55	630	11.5	3

ALL-PURPOSE YARDS

Rk	Player (Seasons)	Rush	Rec	KOR	PR	Total
1	Phillip Lindsay (2014-17)	3,707	976	1,077	0	5,760
2	Rodney Stewart (2008-11)	3,598	969	239	22	4,828
3	Eric Bieniemy (1987-90)	3,940	380	31	0	4,351
4	Hugh Charles (2004-07)	2,659	552	411	0	3,622
5	Nelson Spruce (2012-15)	2	3,347	63	180	3,592
10	Charlie Davis (1971-73)	2,958	131	75	0	3,164
25	Scotty McKnight (2007-10)	4	2,521	21	36	2,582
30	Josh Smith (2007-08)	66	838	1,276	292	2,472
35	Laviska Shenault (2017-19)	280	1,943	54	55	2,332
40	Walter Stanley (1980-81)	399	490	1,172	138	2,199
45	Ron Brown (1981-85)	751	1,217	128	0	2,096

YARDS FROM SCRIMMAGE

Rk	Player (Seasons)	Rush	Rec	Total
1	Phillip Lindsay (2014-18)	3,707	976	4,683
2	Rodney Stewart (2008-11)	3,598	969	4,567
3	Eric Bieniemy (1987-90)	3,940	380	4,320
4	Bobby Purify (2000-04)	3,016	508	3,524
5	Rashaan Salaam (1992-94)	3,057	412	3,469
10	Lee Rouson (1981-84)	2,296	699	2,995
20	Scotty McKnight (2007-10)	4	2,521	2,525
21	Paul Richardson (2010-13)	38	2,412	2,450
22	Bobby Anderson (1967-69)	2,367	68	2,435
23	Christian Powell (2012-15)	2,040	229	2,269
24	Kayo Lam (1933-35)	2,140	111	2,251
25	Laviska Shenault (2017-19)	280	1,943	2,223

SCORING

Rk	Player (Seasons)	TD	2Pt	EP-EPA	FG-FGA	PTS
1	Mason Crosby (2003-06)	0	0-0	109-117	66-88	307
2	Will Oliver (2011-14)	0	0-0	129-131	50-69	279
3	Eric Bieniemy (1987-90)	42	1-1	0-0	0-0	254
4	Phillip Lindsay (2014-17)	39	0-0	0-0	0-0	234
5	Jeremy Aldrich (1996-99)	0	0-0	87-95	48-64	231
6	Bobby Anderson (1967-69)	35	1-2	0-0	0-0	212
7	Chris Brown (2001-02)	34	0-0	0-0	0-0	204
8	James Stefanou (2017-20)	0	0-0	97-98	34-49	199
9	Rashaan Salaam (1992-94)	33	0-0	0-0	0-0	198
10	Tom Field (1979-83)	0	0-0	82-86	36-55	190
88	Evan Price (2018-21)	0	0-0	24-24	14-16	66



ACTIVE COLORADO CAREER STATISTICAL CHARTS, CONTINUED

KICK SCORING

Rk	Player (Seasons)	EP-EPA	FG-FGA	PTS
1	Mason Crosby (2003-06)	109-117	66-88	307
2	Will Oliver (2011-14)	129-131	50-69	279
3	Jeremy Aldrich (1996-99)	87-95	48-64	231
4	James Stefanou (2017-20)	97-98	34-49	199
5	Tom Field (1979-83)	82-86	36-55	190
23	Evan Price (2019-20)	24-24	14-16	66

PUNTING

Rk	Player (Seasons)	No.	Yards	Avg.	Long	In 20
1	Mark Mariscal (1999-2002)	99	4,632	46.79	68	25
2	Barry Helton (1984-87)	153	6,873	44.92	68	44
3	Keith English (1985-88)	55	2,457	44.67	77	21
4	Zack Jordan (1950-52)	137	6,113	44.62	78	23
5	John Torp (2002-05)	205	9,145	44.61	72	65

KICKOFF RETURNS

Rk	Player (Seasons)	No.	Yards	Avg.	TD
1	Ben Kelly (1997-99)	64	1,798	28.1	3
2	Terrence Wheatley (2003-07)	56	1,350	24.1	0
3	Josh Smith (2007-08)	50	1,276	25.5	1
4	M.J. Nelson (1986-89)	51	1,198	23.5	0
5	Walter Stanley (1980-81)	49	1,172	23.9	1
10	Ryan Severson (2013-16)	40	872	21.8	0
15	K.D. Nixon (2017-20)	33	758	23.0	0

INTERCEPTIONS

Rk	Player (Seasons)	No.	Yards	Avg.	TD
1	John Stearns (1970-72)	16	339	21.2	0
2	Chris Hudson (1991-94)	15	204	13.6	2
3	Dick Anderson (1965-67)	14	151	10.8	0
3	Terrence Wheatley (2003-07)	14	154	11.0	2
5	two with	13	<i>(Tim James, Tedric Thompson)</i>		

TACKLES

Rk	Player (Position, Seasons)	UT	AT	—	TOT	TFL
1	Barry Remington (LB, 1982-86)	245	248	—	493	21- 60
2	Matt Russell (LB, 1993-96)	282	164	—	446	44-144
3	Greg Biekert (LB, 1989-92)	280	161	—	441	33- 73
4	Jordan Dizon (LB, 2004-07)	293	147	—	440	35-137
5	Ted Johnson (LB, 1991-94)	253	156	—	409	21- 61
6	Rick Gamboa (2015-18)	188	200	—	388	7- 20
7	Laval Short (DL, 1976-79)	141	231	—	372	37-239
8	Nate Landman (LB, 2017-21)	259	111	—	370	39-118
9	Chad Brown (LB, 1989-92)	242	127	—	369	38-169
10	Michael Jones (LB, 1986-89)	218	131	—	349	13- 41
—	Carson Wells (LB, 2018-21)	89	43	—	132	24- 96
—	Mustafa Johnson (DL, 2018-21)	89	39	—	128	29-116

UNASSISTED TACKLES

Rk	Player (Position, Seasons)	UT
1	Jordan Dizon (LB, 2004-07)	293
2	Matt Russell (LB, 1993-96)	282
3	Greg Biekert (LB, 1989-92)	280
4	Nate Landman (LB, 2017-21)	259
5	Ted Johnson (LB, 1991-94)	253
6	Barry Remington (LB, 1982-86)	245

QUARTERBACK SACKS

Rk	Player (Seasons)	No.	Yards
1	Alfred Williams (1987-90)	35	242
2	Ron Woolfork (1990-93)	33	241
3	Greg Jones (1992-96)	25	158
4	Laval Short (1976-79)	24½	192
5	Abraham Wright (2004-06)	21	151
10	Bill Brundige (1967-69)	19	151
10	Curt Koch (1984-87)	19	119
10	Leonard Renfro (1989-92)	19	97
13	Ryan Olson (1994-97)	16½	89
14	Kanavis McGhee (1987-90)	15	97
14	Josh Hartigan (2008-11)	15	90
14	Mustafa Johnson (2018-21)	15	75
32	Carson Wells (2018-21)	11	69
32	Nate Landman (2017-21)	11	63

TACKLES FOR LOSS

Rk	Player (Seasons)	No.	Yards
1	Alfred Williams (1987-90)	59	303
2	Ron Woolfork (1990-93)	53	303
3	Greg Jones (1992-96)	45	205
4	Matt Russell (1993-96)	44	144
5	Leonard Renfro (1989-92)	43	142
6	Curt Koch (1984-87)	39	212
6	Nate Landman (2017-21)	39	117
8	Chad Brown (1989-92)	38	169
8	Kanavis McGhee (1987-90)	38	163
10	Laval Short (1976-79)	37	239
10	Bill Brundige (1967-69)	37	176
12	Jordan Dizon (2004-07)	35	137
13	Arthur Walker (1986-89)	34	165
14	Jashon Sykes (1998-2001)	33	97
14	Greg Biekert (1989-92)	33	73
16	Herb Orvis (1969-71)	32	214
16	Chidera Uzo-Diribe (2010-13)	32	171
16	George Hypolite (2005-08)	32	127
19	Joel Steed (1988-91)	31	109
19	Jimmie Gilbert (2013-16)	31	181
21	Mustafa Johnson (2018-20)	29	114
36	Carson Wells (2018-21)	24	96

THIRD DOWN STOPS

Rk	Player, Pos. (Seasons)	No. (4th)
1	Nate Landman, ILB (2017-21)	51 (8)
2	Jordan Dizon, ILB (2004-07)	48 (7)
3	Chidobe Awuzie, CB (2013-16)	47 (4)
4	Matt Russell, ILB (1993-96)	45 (7)
5	Jimmie Gilbert, OLB (2013-16)	44 (3)
6	Chad Brown, ILB/OLB (1989-92)	42 (5)
7	Greg Biekert, ILB (1989-92)	41 (6)

PASS DEFLECTIONS

Rk	Player (Seasons)	No.
1	Marcus Washington (1995-98)	42
2	Damen Wheeler (1996-99)	39
3	Greg Henderson (2011-14)	36
3	Ken Crawley (2012-15)	36
5	Chidobe Awuzie (2013-16)	35
10	Mickey Pruitt (1984-87)	32
10	Isaiah Oliver (2015-17)	32

SPECIAL TEAM TACKLES

Rk	Player (Seasons)	UT	AT	—	Total
1	Ryan Sutter (1994-97)	32	32	—	64
2	Darren Fisk (1995-97)	25	23	—	48
3	Ryan Black (1994-97)	21	19	—	40
4	Beau Bisharat (2016-19)	28	11	—	39
5	Terrel Smith (2010-14)	24	10	—	34
5	Arthur Jaffee (2008-11)	21	13	—	34

SPECIAL TEAM POINTS

Rk	Player (Seasons)	UT	AT	In20	Other	Points
1	Ryan Sutter (1994-97)	32	32	13	46	123
2	Beau Bisharat (2016-19)	28	11	8	51	98
3	Arthur Jaffee (2008-11)	21	13	9	46	89
4	Darren Fisk (1995-97)	25	23	3	35	86
5	Ryan Severson (2013-16)	19	5	8	52	84
6	Derrick Webb (2010-13)	19	13	6	43	81
7	Travis Sandersfeld (2008-11)	13	7	5	47	72
8	Ryan Black (1994-97)	21	19	4	24	68
9	Paul Rose (1987-90)	14	20	8	25	67
10	Jalil Brown (2007-10)	19	5	4	37	65
10	Terrel Smith (2010-14)	24	10	8	23	65
20	Daniel Arias (2018-21)	8	0	2	42	52

MOST FORCED FAIR CATCHES

Rk	Player (Seasons)	FFC
1	Ryan Iverson (2010-13)	27
2	Daniel Arias (2018-21)	21
3	Jalil Brown (2007-10)	17
4	Beau Bisharat (2016-19)	16
5	John Walker (2013-15)	13

**ALL-BLACK UNIFORMS**

Colorado has worn its all black uniforms on **55** occasions, when the Buffaloes wear both black jerseys and black pants, owning a **24-30-1** record; the Buffs have also added black helmets to the look, having worn black top-to-bottom on seven occasions (**0-8** in that combo). A little history on the all-black look: the brainchild of then-head coach Bill McCartney, CU first wore the garb on Nov. 28, 1987 for a game after Thanksgiving at the time; the opponent was CU's old Big 8 rival, Nebraska. The Buffs came out and warmed up in gold pants, and upon returning to the locker room at the conclusion of warm-ups, the players found black pants hanging in their lockers. "It was something we thought about a long time ago," Mac said at the time. "You couldn't do this overnight. We didn't tell the kids, and they were real excited." He went on to say that it was planned a month or so out to give the team a shot of adrenaline prior to kickoff.

COLORADO / ALL-BLACK UNIFORMS (24-30-1)

Year	Opponent	Result	Year	Opponent	Result	Year	Opponent	Result	Year	Opponent	Result
1987	Nebraska	L 7-24	1999	Nebraska (OT)	L 30-33	2006	Texas Tech	W 30-6		*Arizona State	L 17-51
1988	Oklahoma	L 14-17	2000	Iowa State	L 27-35		Kansas State	L 21-34	2013	*Arizona	L 20-44
1990	Iowa State	W 28-12	2001	Nebraska	W 62-36		Iowa State	W 33-16		Southern California	L 29-47
1991	Missouri	W 55-7	2002	Kansas State	W 35-31	2007	c—Colorado St. (OT)	W 31-28	2014	*Arizona State	L 24-38
1992	Oklahoma	T 24-24		Baylor	W 34-0		Florida State	L 6-16		Oregon State	L 31-36
1993	Nebraska	L 17-21		Texas Tech	W 37-13		Nebraska	W 65-51	2015	*Southern California	L 24-27
1994	Oklahoma State	W 17-3		Iowa State	W 41-27	2008	c—Colorado State	W 38-17	2016	Utah	W 27-22
1995	Missouri	W 21-0		b—Oklahoma	L 7-29		West Virginia (OT)	W 17-14	2017	*at UCLA	L 23-27
	a—Oregon	W 38-6	2003	Oklahoma	L 20-34		Texas	L 14-38		at Arizona State	L 30-41
1996	Texas	W 28-24		Nebraska	L 22-31		Oklahoma State	L 17-30	2018	UCLA	W 38-16
	Kansas State	W 12-0	2004	Colorado State	W 27-24	2009	Colorado State	L 17-23	2019	*SOUTHERN CAL	L 31-35
1997	Kansas	W 42-6		Texas	L 7-31		Nebraska	L 20-28		STANFORD	W 16-13
	Missouri	L 31-41		Kansas State	W 38-31	2011	*Southern California	L 17-42	2020	*UTAH	L 21-38
1998	Kansas State	L 9-16	2005	Nebraska	L 3-30	2012	UCLA	L 14-42			

a—Cotton Bowl; b—Big 12 Championship at Houston; c—in Denver (*—wore black helmets).

BLACK HELMETS: Colorado has worn black helmets on **23** occasions in its history, usually with a gold or sometimes a silver logo, and once with a pink logo; CU is **3-20** in the black headgear. The games (*—matte black; #—worn with a pink logo as part of Blackout Breast Cancer awareness):

Year	Opponent	Result	Year	Opponent	Result	Year	Opponent	Result
1998	BAYLOR	W 18-16	2014	*ARIZONA STATE	L 24-38	2016	IDAHO STATE	W 56-7
2011	SOUTHERN CALIFORNIA	L 17-42		*at Southern California	L 28-56	2018	NEW HAMPSHIRE	W 45-14
	at UCLA	L 6-45		*at Arizona	L 20-38		at California	L 21-33
2012	ARIZONA STATE	L 17-51		*at Oregon	L 10-44	2019	AIR FORCE (OT)	L 23-30
	at Arizona	L 31-56	2015	*OREGON	L 24-41		SOUTHERN CALIFORNIA	L 31-35
2013	at Arizona State	L 13-54		*SOUTHERN CALIFORNIA	L 24-27		at Utah	L 15-45
	#ARIZONA	L 20-44	2017	at UCLA	L 23-27	2020	UTAH	L 21-38
	at UCLA	L 23-45						
	at Utah	L 17-24						

OTHER UNIFORM LOOKS

GOLD HELMET/WHITE UNIS/BLACK PANTS (Colorado's standard road combination through much of the 1980s/1990s/2000s): **Last: 2020** (at Stanford, W); **2019** (at Oregon, L); **2018** (at Nebraska, W); **Last: 2017** (at Oregon, L); **2017** (at Oregon State, W).

GOLD HELMET/WHITE UNIS/GOLD PANTS: **Last: 2018** (at USC, L); **2016** (at Arizona, W); **2015** (at Oregon State, W); **2014** (at Massachusetts, W); **2013** (CSU in Denver, W; Oregon State, L; at Washington, L); **2008** (at Texas A&M, L); **2007** (at Iowa State, L; at Arizona State, L); **2006** (at Missouri, L; at Georgia, L); **2004** (UTEP, Houston Bowl, W)

GOLD HELMET/WHITE UNIS/SILVER PANTS (0-1): 2018 (at Washington, L)

GOLD HELMET/WHITE UNIS/WHITE PANTS: **Last: 2020** (at Arizona, W); **2019** (at Arizona State, W); **2018** (CSU in Denver, W); **2013** (at Utah, L); **2010** (at Nebraska, L); **2009** (at Kansas State, L); **2008** (at Nebraska, L; at Florida State, L); **2005** (at Miami-Fla., L); **2004** (at Nebraska, W).

BLACK HELMET/WHITE UNIS/BLACK PANTS (0-7): 2019 (at Utah, L); **2018** (at Cal, L);

2014 (at USC, L); **2013** (at UCLA, L; at Arizona State, L); **2012** (at Arizona, L); **2011** (at UCLA, L)

BLACK HELMET/BLACK UNIS/GOLD PANTS (1-0): 2016 (Idaho State, W).

BLACK HELMET/SILVER UNIS/BLACK PANTS (0-2): 2019 (Air Force, L); **2015** (Oregon, L).

BLACK HELMET/SILVER UNIS/SILVER PANTS (1-0): 2018 (New Hampshire, W).

BLACK HELMET/WHITE UNIS/GOLD PANTS (0-1): 2014 (at Arizona, L).

BLACK HELMET/WHITE UNIS/WHITE PANTS (0-2): 2014 (at Oregon, L); **2013** (at Utah, L).

SILVER HELMET/BLACK UNIS/SILVER PANTS (1-2): 2018 (Washington State, L);

2017 (Washington, L); **2016** (Washington State, W).

SILVER HELMET/SILVER UNIS/SILVER PANTS (1-1): 2016 (at Stanford, W);

2015 (Arizona, L).

SILVER HELMET/WHITE UNIS/SILVER PANTS (0-2): 2016 (at USC, L); **2015** (at Hawai'i, L).

SILVER HELMET/WHITE UNIS/WHITE PANTS (0-2): 2017 (at Washington State, L);

2015 (at Utah, L).

WHITE HELMET/BLACK UNIS/BLACK PANTS (1-0): 2018 (Arizona State, W).

WHITE HELMET/BLACK UNIS/WHITE PANTS (2-1): 2017 (Arizona, L);

2016 (Oregon State, W); **2015** (Nicholls State, W).

WHITE HELMET/GOLD UNIS/WHITE PANTS (0-1): 2019 (at Washington State, L).

WHITE HELMET/SILVER UNIS/WHITE PANTS (1-0): 2017 (Texas State, W).

WHITE HELMET/WHITE UNIS/BLACK PANTS (0-1): 2015 (at Arizona State, L).

WHITE HELMET/WHITE UNIS/SILVER PANTS (0-1): 2015 (at UCLA, L).

WHITE HELMET/WHITE UNIS/WHITE PANTS (2-4): 2019 (at UCLA, L); **2018** (at Arizona, L);

2017 (at Utah, L); **2016** (at Oregon, W; Washington, L); **2015** (CSU in Denver, W).

IN-SEASON BIRTHDAYS

Here's the list of those coaches and players who have birthdays to celebrate during the 2021 season (starting last week of August; *—denotes on a game day):

Aug. 26 Jonathan Van Diest (23)	Sept. 16 Toren Pittman (19)	Oct. 19 Michael Harrison (20)	Nov. 17 Kary Kutsch (22)	Dec. 13 Austin Johnson (21)
Aug. 28 Jeremiah Doss (23)	Sept. 19 Chris Carpenter (20)	Oct. 21 Jackson Anderson (19)	Nov. 19 Frank Fillip (22)	Dec. 14 Nigel Bethel (22)
Aug. 28 Caleb Fauria (20)	Sept. 19 Chris Carpenter (20)	Oct. 22 J.T. Shrout (22)	Nov. 19 Nate Landman (23)	Dec. 15 Justin Jackson (23)
Aug. 31 Brady Russell (23)	Sept. 20 Trevor Woods (19)	Oct. 23 *Jaylon Jackson (23)	Nov. 19 Tyas Martin (19)	Dec. 17 Isaiah Lewis (23)
Sept. 1 Devin Grant (22)	Sept. 24 Edgar Amaya (19)	Oct. 23 *Dimitri Stanley (22)	Nov. 20 *Curtis Appleton (22)	Dec. 18 Karl Dorrell (58)
Sept. 2 Daniel Arias (23)	Oct. 2 Trustin Oliver (20)	Oct. 23 *Jayle Stacks (22)	Nov. 27 Kaylin Moore (19)	Dec. 28 Deion Smith (22)
Sept. 3 *Mac Willis (21)	Oct. 4 Evan Price (22)	Nov. 9 Chris Reinert (36)	Dec. 3 Robert Barnes (23)	Dec. 28 Keith Miller III (20)
Sept. 5 Joshka Gustav (22)	Oct. 8 Kanaan Turnbull (22)	Nov. 10 Joshua Jynes (22)	Dec. 3 Gerard Lichtenhan (20)	Dec. 29 Bryan Cook (45)
Sept. 7 Devin Lynch (23)	Oct. 9 Austin Smith (19)	Nov. 11 Austin Dahlke (19)	Dec. 8 Brendon Lewis (20)	Jan. 2 Jamar Montgomery (22)
Sept. 8 Zion Magalei (19)	Oct. 12 Darrin Chiaverini (44)	Nov. 14 Noah Fenske (22)	Dec. 8 Tyrin Taylor (19)	
Sept. 12 Tommy Notarainni (20)	Oct. 14 Colby Pursell (23)	Nov. 15 Alec Pell (21)	Dec. 11 Blayne Toll (19)	

**2021 SPECIAL GAMES/WEEKENDS**

The tentative list of special games/weekends at Folsom Field this fall:

- Sept. 11 (Texas A&M in Denver):** First Responder Appreciation
Sept. 18 (Minnesota): Cross Country & Track Reunion; Extra Yard for Teachers Men's Golf, Lacrosse Alumni Weekends
Oct. 2 (USC): Family Weekend; Honorary C Award Ceremony; Michael Westbrook College FB HOF Recognition

- Oct. 16 (Arizona):** Living Legends; '71 Astro-Bluebonnet Team Reunion; Ski Ball, Women's Soccer Alumnae Weekend
Nov. 6 (Oregon State): Homecoming, Athletic Hall of Fame Volleyball Alumnae Weekend Military Appreciation
Nov. 20 (Washington): Senior Day;

PAC-12 BOWL AGREEMENTS FOR 2021

Here are the current Pac-12 Conference bowl agreements (all times mountain; order not confirmed):

- # 1 **Rose Bowl presented by Northwestern Mutual (Pasadena; ESPN: Jan. 1** if in CFP semifinal, 3:00 p.m.; otherwise, see below).
 # 2 **Valero Alamo (San Antonio; ESPN: Dec. 29 vs. Big 12, 7:15 p.m.)**
 # 3/4 **San Diego CCU Holiday (San Diego; FOX: Dec. 28 vs. ACC, 6:00 p.m.)**
 # 3/4 **SRS Distribution Las Vegas (Las Vegas; ESPN: Dec. 30 vs. SEC, 8:30 p.m.)**
 # 5 **Tony the Tiger Sun (El Paso; CBS: Dec. 31 vs. ACC/Notre Dame; 10:30 a.m.)**

- # 6 **Jimmy Kimmel LA (Los Angeles; ABC: Dec. 18 vs. Mountain West #1, 5:30 p.m.)**
 # 7 **One of the following ESPN Bowls will be the Pac-12's 7th (& maybe 8th option):**
Lockheed Martin Armed Forces (Fort Worth; ESPN: Dec. 22 vs. At-Large, night)
Union Home Mortgage Gasparilla (Tampa; ESPN: Dec. 23 vs. At-Large, 5:00 p.m.)
SERVEPRO First Responder (Dallas; ESPN: Dec. 28 vs. At-Large, 1:15 p.m.)

Note: If the Pac-12 champion is in the top four of the College Football Playoff poll following the 2021 season it would play in either the Cotton or Orange bowls (both Jan. 1) as a participant in the CFP semifinals. If the champion is not among those four, it will play in the Rose.

WHO IS/HAS BEEN IN ON OFFENSE & DEFENSE

The last Buff to play on both sides of the ball was **OLB Carson Wells**, who played some fullback late in 2018 (three snaps, picking up two touchdown block credits) ... **George Frazier**, as he did his freshman year in 2014, appeared on both offense (TE/FB) and defense (DE) as senior in 2017 (he played 506 total snaps between offense, defense and special teams). In 2014, he played both defensive end and fullback for the first time against Arizona State, becoming the first Buff to appear on both sides of the ball since 2005 in the process, and continued to do so the remainder of the season. Otherwise, you have to go back to the 2008 season, when **Eugene Goree** was on-call to do so, as the redshirt frosh was both a DT and an OG during the second half of the season; he did appear on both sides of the ball but not in the same game. Through the years, there have been a few players who wind up playing on both sides of the ball in the same game: **DT John Guydon** (DT/OG at Texas on October 15, 2005) and that was the first time it happened other than a gimmick here or there since **WR Michael Westbrook** played a series at safety against Baylor in 1993 (linemen **DE James Garee**, **DT Sam Wilder** and **DT Justin Bannan** all appeared on offense, catching one pass each). **CB Ben Kelly** tried tailback in 1999 at Texas Tech; he finished with three yards on one carry (a nice 5-yard run was wiped out by a penalty). Between 1994 and 2005, several Buffs played on both sides of the ball, as offensive linemen often played on the goal line or short yardage defense units—**OG Heath Irwin**, **OG Clint Moore**, **OG Chris Naeole**, **OT Melvin Thomas** and **OG Brad Bedell** all did it at one time or another between 1993 and 1998. In 1990, **OLBs Alfred Williams** and **Kanavis McGhee** played some tight end in a 64-3 win over Kansas State (Williams caught a pass for 17 yards).

SUPER BOWL BUFFALOES

In 2020, 247Sports looked at all 108 rosters of the 54 Super Bowls and developed an all-time list of the schools that have the most players appear in the game (*results for SB55 were not updated*). Colorado came in tied for 10th with LSU and Ohio State with 93 players (Buffs have won a total of 52 Super Bowl rings). Topping the list was Miami-Fla. with 122, followed by USC (120), Michigan (114), UCLA (112), Penn State (110), Notre Dame (105), Tennessee (102), Georgia and Nebraska (96). Next after the Buffs from the Pac-12 were Stanford (16th, 84), California (17th, 83), Arizona State (19th, 75) Oregon (23rd, 71) and Washington (28th, 65).

SUPER BOWL SCORING. In the 55 Super Bowls, Colorado is tied for 21st in producing points with 37: **WR Cliff Branch** scored 18 for the Raiders, **PK Mason Crosby** seven for the Packers, **FB Cullen Bryant** six for the Rams and **WR Boyd Dowler** six for the Packers. The all-time list:

Miami, Fla.	84	Stanford	54	USC	42	LSU	32	BYU	24
Penn State	81	Memphis	50	UCLA	39	Georgia Tech	31	Cincinnati	24
Florida	68	Mississippi Valley State	48	North Carolina State	38	Michigan	30	Kansas	24
California	66	Illinois	45	Wisconsin	38	Oklahoma State	30	Kansas State	24
Notre Dame	64	Michigan State	45	COLORADO	37	Syracuse	30	Louisiana Tech	24
Texas Tech	62	Oklahoma	44	Florida State	37	Wyoming	30	Tulane	24
Georgia	61	Arizona	42	Pittsburgh	34	South Carolina	28	North Carolina	24
Nebraska	54	Ohio State	42	South Dakota State	34	Minnesota	25		

WHY CU AND NOT UC?

A question often asked of many former Big Eight schools: Why is it the University of Colorado, but the moniker is CU and not UC? (The same applies at Kansas—KU, Missouri—MU, Nebraska—NU and Oklahoma—OU). "Midwestern casualness," said CU historian, the late Fred Casotti. It has always been this way at Colorado, for whatever reason, and at the other four—but seemingly nowhere else in the USA (except for Tulsa, but its midwest, too). In the 1950s, there was a concerted effort to eliminate the use of "CU" on the Boulder campus, both as a symbol and in speech, but Casotti said that no one would buy into it. "Nobody would change," he said. "It's easier to say than U of C, UC sounds like slang or something (as in 'you see'), and it was traditional. By trying to eliminate it, they reinforced it."

HISTORY OF THE END ZONE "COLORADO"

As in the south end zone, that is. In 1967, the stadium was lowered when the track was removed, and that area remained basically a dirt hill. Former long-time senior associate A.D. **Jon Burianek** said that we tried to grow grass and bushes there, but none took. The first artificial field was installed during the summer of 1971, and that area was then covered with asphalt and the large, block COLORADO was painted on it, then in all-white block lettering. Trim was later added, and at one time, when blue was one of the school colors, the end zone as well was painted blue instead of the familiar black.



RALPHIE VI MAKES HER DEBUT

On September 1, the University of Colorado Ralphie Program Manager **Taylor Stratton** announced that the school had anointed its newest live Buffalo mascot – **Ralphie VI** – and she made her debut last Friday night at the Buffaloes' season opener against Northern Colorado. The 44,153 in attendance started chanting "Ralphie ... Ralphie" prior to her initial run, and Folsom Field exploded in applause and cheers as she completed two runs in CU's 35-7 win.

(Ralphie did not attend the Texas A&M game in Denver as her caretakers are easing her into different environments.)

The newest Ralphie is a shade over 15 months old, as she was born on May 27, 2020 on a ranch in western Nebraska. An orphan rejected by her mother at birth, she was adopted and raised in part by a beef cow. She now tips the scales at just under 500 pounds; the previous quintet of buffalo mascots eventually weighed around 1,300 pounds, but it is hard to predict just how big VI will grow. Ralphie V was retired after the 2019 season after serving the university for 12 years, matching the tenures of both Ralphies I and IV. She is in good health and is enjoying her "retirement."



Stratton was the assistant coach and took over the Ralphie program on April 1, 2020; she was involved from the get-go with former head coach John Graves to identify a new mascot. The search for her successor started immediately, but the process was put on hold and then delayed due to the COVID-19 pandemic. The newest Ralphie was donated to the program in November 2020, and after months of training, evaluation and getting to know the fast-growing calf, Stratton felt confident over the course of this past summer that she had secured the candidate for VI.

"I couldn't be more excited to introduce Ralphie VI this Friday night," athletic director **Rick George** said. "This will be a really special moment in our Ralphie history as Ralphie VI makes her first appearance to open our 2021 season. Colorado football is synonymous with Ralphie and I'm ecstatic to continue this tradition with Ralphie VI as the best tradition in college athletics."

"We're very excited for the opportunity to continue the Ralphie live mascot program," Stratton said. "We understand how much Ralphie means to everyone in Buff Nation. Throughout the entire process, we have always prioritized the care and safety of the buffalo and her handlers above all else. All of Ralphie's training is completed with positive reinforcement, and ultimately the decision on whether or not she runs will always depend on her safety and that of her handlers."

The Backstory of Finding VI

On his ranch just north of Chadron, Neb., **Will Isham** has been in the buffalo business for the last 20 years. As a CU Boulder graduate (Finance '80), he has always had a love for these majestic animals. His daughter **Drew** followed in her father's footsteps and also attended CU (Communication '13). After graduation, her close friend and sorority sister **Sara Abdulla**, began working with CU's Alumni Association (program manager of student outreach). Drew started attending more alumni events and over time, became friends with Sara's colleague, Taylor Marie Stratton, who started working with the organization in 2017. Stratton left the alumni office when she was named as the manager of CU's Ralphie Live Mascot Program. After it was decided for Ralphie V to retire and the need for a new Ralphie arose, she remembered the young woman from all those alumni gatherings who grew up on a bison ranch and gave her a call. Nine months ago, the Isham family formally donated a bison heifer calf to CU and hope to remain a part of the program for years to come. While the ranch may be in northwestern Nebraska, the Ishams are truly CU through-and-through. Five members of the Isham family have attended the university: in addition to Will and Drew, Michael Burns ('67), Glory Isham Burns ('75 and a board member of CU's prestigious Leeds School of Business) and most recently, Jay Braddock Voss (Graduate School of Banking '15).

The Handlers

Taylor Stratton succeeded John Graves as the program's director on April 1, 2020. A 2013 CU graduate, she lettered three years as a handler and represented the program on HBO's Real Sports with Bryant Gumbel. Growing up in Southern Colorado on her family's multi-generational working ranch, she was always around horses and livestock so it was natural for her to become involved in the program. She was the assistant coach for four years before being promoted. The assistant coach is **Colton Behr**, himself also a four year letterwinner as a handler. He was the rookie of the year for 2015, was twice named the recipient of the Tough Buff Award for strength and conditioning prowess, and as a senior, was presented with the Heart of the Buffalo Award. Then there are 16 handlers in all – 12 men, four women – all current CU students, including four first-year members, all of whom also help care for Ralphie year-round,

The History

The six Ralphies in all, dating back to her first appearance on Sept. 16, 1967, have led the Buffaloes on to the field for 356 games (not including spring games or scrimmages). Those break down into 297 home games, 24 bowl games, 19 Rocky Mountain Showdowns in Denver, 12 regular season road games and four Big 12 Championship games. Ralphie I ran the most times (78), with V next (76), followed by IV (75) and III (73); Ralphie II had the shortest tenure – 53 games -- but passed away early in the 1987 season. The original Ralphie performed six times at away games and in seven bowls for the most outside the state of Colorado (13); III appeared at the most bowl games (8, including CU's two Orange Bowl national championship games).

➤ The Ralphie Live Mascot program is completely funded through private donations; those interested in supporting the program, please visit <https://cubuffclub.com/RALPHIEVI>.

**GAME 1: COLORADO 35, NORTHERN COLORADO 7****SEPTEMBER 3, 2021****FOLSOM FIELD, BOULDER**

BOULDER — Karl Dorrell's Colorado Buffaloes overcame a slow start to grind out a 35-7 win over Northern Colorado in both teams' season opener at Folsom Field.

While new CU mascot Ralphie VI had a successful debut in front of an enthusiastic crowd of 44,153, the Buffs offense struggled to find its footing early. But CU finally put two scores on the board in the second quarter while the defense produced a first-half shutout, then added 21 points in the second half to wrap up the win.

CU's Jarek Broussard ran 15 times for 94 yards and a touchdown as Colorado dominated the game on the ground. The Buffs finished with 383 yards total offense, including an overwhelming 281-17 edge on the ground as four different CU running backs found the end zone. CU freshman quarterback Brendon Lewis completed 10 of 15 attempts for 102 yards and a touchdown in his starting debut.

One big downside to the night proved to be penalties, as CU was flagged for 12 miscues for 117 yards. And both teams struggled offensively in the first half before CU finally found its footing early in the second quarter.

Thanks to a UNC penalty that kept a Buffs drive alive at the Bears 38, the Buffs took advantage of the opportunity to get to the end zone. Lewis hit tight end Brady Russell with a 7-yard pass, Broussard burst up the middle for a 12-yard gain and two plays later, he capped the drive with a 1-yard touchdown run.

CU's defense continued to keep the Bears bottled up and forced two more UNC punts before the Buffs struck again.

Colorado drove 56 yards in five plays for its second touchdown and a 14-0 lead. Broussard provided a big play with a 30-yard run down the left sideline before Lewis then found Montana Lemonious-Craig in the end zone with a 17-yard throw.

CU's defense then turned away UNC's most productive drive of the half. The Bears moved from their own 25 to the Colorado 15, only to see UNC quarterback Dylan McCaffrey overthrow his receiver, giving CU's Mekhi Blackmon an interception in the end zone.

After Becker hit the crossbar on a 53-yard field-goal try on CU's first possession of the second half, the Buffs took their next possession and hammered out their third scoring drive of the night.

Starting from its own 10-yard line, Colorado drove 90 yards in 16 plays for a touchdown, using 7:25 off the clock. Alex Fontenot performed the bulk of the work, carrying six times for 32 yards, including a 3-yard touchdown run to cap the drive.

UNC finally got on the board on its next possession, going 75 yards in seven plays. The Buffs helped the Bears on the drive with two costly penalties, including an unsportsmanlike conduct flag on fourth down. Northern Colorado finally reached the end zone when McCaffrey connected with Washington State transfer Cassidy Woods for a 34-yard touchdown pass to cut CU's lead to 21-7 at the end of the third quarter.

The Buffs, however, quickly answered. After a nice kick return by Brenden Rice to the CU 46, the Buffs went 64 yards in six plays for a touchdown. Ashaad Clayton finished the drive with a 1-yard scoring run for a 28-7 Colorado lead.

The Buffs then tacked on another touchdown to their total midway through the quarter after the defense held at midfield on fourth down. Deion Smith ran for 21 yards, Lewis connected with La'Vontae Shenault on a 23-yard pass and Smith then ran 7 yards for CU's fifth touchdown of the night and a 35-7 lead.

Northern Colorado ...	0	0	7	0	—	7
COLORADO	0	14	7	14	—	35

SCORING	Score	Time	Qtr
COLORADO —Broussard 1 run (Becker kick)	7- 0	13:51	2Q
COLORADO —Lemonious-Craig 17 pass from Lewis (Becker kick)	14- 0	7:02	2Q
COLORADO —Fontenot 3 run (Becker kick)	21- 0	3:10	3Q
N. Colorado —Woods 34 pass from McCaffrey (Raybon kick)	21- 7	0:00	3Q
COLORADO —Clayton 1 run (Becker kick)	28- 7	12:29	4Q
COLORADO —Smith 5 run (Becker kick)	35- 7	7:27	4Q

Attendance: 44,153 **Time:** 3:18 **Weather:** 73 degrees, partly cloudy, 50 percent humidity; winds from the north at 9 mph

TEAM STATISTICS	COLORADO	N.COLORADO
First Downs.....	22	15
Third Down Efficiency (Fourth).....	6-10 (0-0)	3-14 (0-2)
Rushes—Net Yards.....	49-281	18-20
Passing Yards.....	102	236
Passes (Att-Comp-Int).....	15-10-0	42-24-1
Total Offense.....	383	256
Return Yards.....	68	0
Punts: No-Average.....	3-40.0	6-37.3
Fumbles: No-Lost.....	0-0	1-0
Penalties/Yards.....	12/118	6/50
Quarterback Sacks—Yards.....	4-12	2-11
Time of Possession.....	30:44	29:16
Drives/Average Field Position.....	11/C33	10/N26
Red Zone: Scores-Attempts (Points).....	5-5 (35)	0-2 (0)

INDIVIDUAL STATISTICS

Rushing—Colorado: Broussard 15-94, Clayton 8-51, B.Lewis 8-44, Fontenot 8-40, Smith 4-32, Davis 5-22, Team 1-minus 2. **UNC:** Wilson 6-16, McCaffrey 9-9, Thomas 1-3, George 1-minus 4; Zincola 1-minus 4.

Passing—Colorado: B.Lewis 15-10-0, 102, 1 td. **UNC:** McCaffrey 42-24-1, 235, 1 td.

Receiving—Colorado: Lemonious-Craig 2-23, Shenault 2-23, Pell 1-17, Penry 1-16, Broussard 1-7, Russell 1-7, Stanley 1-7, Fontenot 1-2. **UNC:** Wilson 8-69, Woods 4-88, Mitchell 3-18, Thomas 3-2, DeLaCroix 2-30, Flowers 1-9, Morris 1-7, Zincola 1-7, Angelillo 1-6.

Punting—Colorado: Watts 3-40.0 (41 long, 1 In20). **UNC:** Brickhouse 6-37.3 (47 long, 2 In20).

Punt Returns—Colorado: Stanley 3-68. **UNC:** none.

Kickoff Returns—Colorado: Rice 1-44. **UNC:** Ison 1-23, Thomas 1-16.

Interceptions—Colorado: Blackmon 1-0. **UNC:** none.

Tackle Leaders—Colorado: Blackmon 3,2—5; Landman 4,0—4; Miller 4,0—4; Q.Perry 3,1—4; Sami 3,0—3; Thomas 3,0—3; M.Perry 1,2—3; Wells 1,2—3; I.Lewis 0,3—3; Gonzalez 2,0—2; Reed 2,0—2; Rodman 2,0—2; Land 1,1—2. **UNC:** Bobo 11,3—14; Gagnon 3,2—5; Potts 1,4—5; Jackson 4,0—4; Koffie 4,0—4; Talkington 1,3—4; Golden 2,1—3; Harris 2,1—3.

Quarterback Sacks—Colorado: Rodman 1-4, Sami 1-4, Thomas 1-4, Lang 1-0. **UNC:** Golden 1-8, Hoage 1-3.

Passes Broken Up—Colorado: Landman, Moore. **UNC:** none.

GAME NOTES

Colorado now leads the series by an **11-2** count (2-0 since the rivalry resumed in 2017 after being dormant since 1934). CU leads 7-1 in Boulder ... Tonight's attendance of **44,153** was bolstered late in the week by the announcement of Ralphie VI and an awesome turnout by the students; all 14,000 sport passes sold out (all-time student tickets sold were 14,442 in 1972, followed by 14,000 in 1990; **11,537** students were scanned in tonight) ... The Buffaloes are now **83-44-5** in 132 season openers, **55-20-1** at home; it was the first season opening win in Boulder since 2005, as most openers since 1988 took place in Denver ... Colorado is now **20-3** in non-conference regular season games dating back to 2013 ... CU is now **19-25** all-time on Fridays ... Karl Dorrell improved to 40-29 as a collegiate head coach 5-2 at Colorado) ... The late Hank Aaron would be proud: this was CU's **715th** all-time victory (715-517-36) ... UNC had 18 rushes for 20 yards; it was the fewest in a season opener since 1996, when Washington State had 21 rushes for a net 5 yards ... CU did not turn the ball over (or even have a fumble) in its third straight season opener; it's the second turnover-free game under Dorrell ... Colorado was 5-for-5 in the red zone (5 TDs), and is now an incredible 54-of-58 over the last 16 season openers (93.1%; 39 TDs/15 FGs). CU is 19-of-19 in the last four season lid-lifters ... The last time four different running backs scored in a game was on Sept. 26, 2015 in a 48-0 win over Nicholls State.

**GAME 2: TEXAS A&M 10, COLORADO 7****SEPTEMBER 11, 2021****EMPOWER FIELD AT MILE HIGH, DENVER**

DENVER — Colorado's defense played lights out all afternoon, but the Buffaloes' bid for an upset of No. 5 Texas A&M fell just short as the Aggies used a fourth-quarter touchdown to escape Empower Field with a 10-7 win.

The Buffaloes scored first, putting a touchdown on the board in the first quarter, but they never found the end zone again. Both teams missed field goals in the first half, and CU also came up short on a fourth-and-1 attempt at the Texas A&M 5-yard line in the second quarter while the Aggies lost a fumble in the end zone in the fourth quarter.

The Buffs stymied the high-powered A&M offense for 57 minutes before the Aggies finally put together a 77-yard scoring drive to take their first lead with just 2:41 left in the game.

Colorado's defense had an outstanding first half, dominating the Aggies for most of the first two quarters. CU forced six three-and-out possessions in the first half and held the Aggies without a first down until their final possession of the half.

Offensively, the Buffs started slowly — Brendon Lewis threw an interception on CU's first possession — but then found their ground game to reach the end zone.

After Colorado's defense forced its fourth straight three-and-out, the Buffs drove 69 yards in nine plays for a touchdown. Lewis carried three times for 48 yards on the march, including a 30-yard gain, before Jarek Broussard bulled in from 2 yards out for the touchdown. Cole Becker's PAT gave CU a 7-0 lead with 2:24 still to go in the first quarter.

Colorado's defense continued to hold the Aggies in check. With backup QB Zach Calzada at the helm after an early injury to starter Haynes King, A&M failed to collect a first down on its first six possessions.

The Buffs missed a chance to add to their lead early in the second quarter when a 46-yard field goal try went wide right and they came away empty again 10 minutes later after driving from their own 29 all the way to the A&M 5. Needing just 1 yard, the Buffs came up short on two straight plays and turned the ball over at the A&M on downs.

The Aggies finally got on the board late in the second quarter, driving 57 yards to the CU 23-yard line before settling for a 41-yard field goal just before halftime.

After a scoreless third quarter in which neither team could muster any kind of offensive threat, CU's defense came up with a huge play after the Aggies drove from their own 13 to the Colorado 13 midway through the fourth.

On third-and-13, Calzada scrambled from the pocket up the middle and lunged for the end zone, with the ball coming loose just as he reached the goal line. Officials initially signaled a touchdown, but upon review, changed the call to a fumble and CU recovery, protecting the Buffaloes' 7-3 lead.

Cornerback Mekhi Blackmon came up with the recovery, the second straight week he produced a turnover in the end zone (he had an interception last week vs. Northern Colorado).

But the Buffs could not move the ball on their ensuing possession and the Aggies moved from their own 23 to go 77 yards in 11 plays. Calzada threw an 18-yard scoring pass to Isaiah Spiller with just 2:41 left in the game.

CU couldn't move the ball on its next possession and turned the ball over on downs and A&M ran out the clock to escape with the win.

Texas A&M	0	3	0	7	—	10
COLORADO	7	0	0	0	—	7

SCORING	Score	Time	Qtr
COLORADO —Broussard 2 run (Becker kick)	7- 0	2:24	1Q
Texas A&M —Small 41 FG	7- 3	0:25	2Q
Texas A&M —Spiller 18 pass from Calzada (Small kick)	7-10	2:41	4Q

TEAM STATISTICS	COLORADO	TEXAS A&M
First Downs.....	14	14
Third Down Efficiency (Fourth).....	4-14 (0-2)	8-20 (0-0)
Rushes—Net Yards	38-171	29-97
Passing Yards	89	191
Passes (Att-Comp-Int).....	25-13-1	40-19-0
Total Offense	260	288
Return Yards	18	50
Punts: No-Average.....	7-49.0	8-49.0
Fumbles: No-Lost.....	0-0	1-1
Penalties/Yards	2/17	7/65
Quarterback Sacks—Yards.....	2-2	1-3
Time of Possession	28:34	31:26
Drives/Average Field Position	13/C27	13/T29
Red Zone: Scores-Attempts (Points).....	1-2 (7)	1-2 (7)

Attendance: 61,203 **Time:** 3:26 **Weather:** 92 degrees, partly cloudy, 11 percent humidity; winds from the northeast at 9 mph

INDIVIDUAL STATISTICS

Rushing—Colorado: B.Lewis 9-76, Broussard 12-51, Fontenot 12-39, Clayton 3-8, Stanley 1-minus 1, Team 1-minus 2. **Texas A&M:** Achane 9-50, Calzada 7-28, Spiller 8-20, Smith 1-3, King 1-2, Team 3-minus 6.

Passing—Colorado: B.Lewis 25-13-1, 89, 0 td. **Texas A&M:** Calzada 38-18-0, 183, 1 td; King 2-1-0, 8, 0 td.

Receiving—Colorado: Arias 3-37, Russell 3-20, Stanley 3-19, Rice 2-10, Penry 1-2, Broussard 1-1. **Texas A&M:** Spiller 6-56, Wydermyer 4-66, Achane 3-24, Smith 3-19, Lane 2-19, Chapman 1-7.

Punting—Colorado: Watts 7-49.0 (55 long, 0 In20). **Texas A&M:** Constantinou 8-49.0 (65 long, 2 In20).

Punt Returns—Colorado: Stanley 1-13, Reed 1-5. **Texas A&M:** Smith 6-50.

Kickoff Returns—Colorado: none. **Texas A&M:** Achane 1-21.

Interceptions—Colorado: none. **Texas A&M:** Peevy 1-0.

Tackle Leaders—Colorado: Landman 8,2—10; I.Lewis 6,1—7; Gonzalez 2,4—6; Blackmon 2,2—4; Thomas 3,0—3; M.Perry 2,1—3; Barnes 2,0—2; Bethel 1,1—2; Sami 1,1—2; Wells 1,1—2. **Texas A&M:** Johnson 9,0—9; Peevy 5,20—7; Leal 4,1—5; George 4,0—4; O'Neal 4,0—4; Clemons 3,1—4; Richardson 2,2—4; Hansford 3,0—3; White 2,1—3.

Quarterback Sacks—Colorado: Thomas 1-0, Rodman ½-1, Sami ½-1. **Texas A&M:** White 1-3.

Passes Broken Up—Colorado: Landman 2, Barnes, Bethel, Blackmon, Gonzalez, Wells. **Texas A&M:** Johnson 2, Jones, Leal, O'Neal, Peevy, Richardson.

GAME NOTES

Colorado now leads the series by a 6-4 count (4-1 in Boulder, 2-2 in College Station, 0-1 in Denver) ... With the temperature 92 degrees at kickoff, it tied the sixth-warmest at kick in CU history, and tied for the second hottest in the state of Colorado (warmer: 94, CU vs. CSU in Denver on 9/1/2012; matched 92 vs. Kansas in Boulder, 9/24/1949 ... Colorado is now 12-55-1 all-time versus top 5 teams ... The last time the Buffs lost a game allowing 10 points or less was on Nov. 12, 1988 in a 7-0 loss at Nebraska (and a similar 10-7 loss to Oregon in Boulder in the '87 opener); CU had won 75 straight games when allowing 13 points or less ... Texas A&M ran 27 plays in the fourth quarter to CU's 6 ... There were just four plays (out of 142 scrimmage and returns) for 20-plus yards: one rush (30 by CU's Brendon Lewis), two receptions (29 and 25 by Jalen Wydermyer by and Devon Achane for A&M) and a 21-yard kickoff return by Achane ... The 10 points No. 5 Texas A&M scored today tied for the second fewest by a Top 5 team against a Colorado defense ... Colorado forced A&M into six straight three-and-outs to open the game (a missed FGA counts), and didn't allow A&M a first down until its 19th play (at the 1:50 mark of the second quarter) ... A&M was just 2-of-23 in second down efficiency for the game, and missed on its first 18 tries ... **P Josh Watts** (7-49.0 avg., 0 In20, 1 TB; 41.9 net), had the best day of his career, including three punts of 50 yards or more, matching the total he had in his first 30 kicks as a Buff (he averaged 54.7 yards on three punts inside-the-CU 30) ... **ILB Nate Landman** (8,2—10 TT) had the 19th double-digit career tackle game of his career.

**GAME 3: MINNESOTA 30, COLORADO 0****SEPTEMBER 18, 2021****FOLSOM FIELD, BOULDER**

BOULDER — Colorado's offense struggled from the beginning and Minnesota's ground game wore down the Buffaloes' defense as CU dropped a 30-0 decision at Folsom Field.

The Gophers put two touchdowns on the board in the first half, then added two more touchdowns and a field goal after intermission to hand CU its first shutout loss at home since a 48-0 loss to Stanford in 2012.

CU's offense, meanwhile, never established any kind of consistency. Colorado finished with just 63 yards total offense, did not cross midfield until late in the second quarter and did not hit Minnesota territory again until late in the fourth. CU starting quarterback Brendon Lewis completed 8-of-16 pass attempts for 55 yards. Backup quarterback Drew Carter, who came into the game in the fourth quarter, led CU in rushing with 9 yards on two carries.

Minnesota finished with 441 yards total offense, including 277 on the ground. Trey Potts led the Gophers with 121 yards and three touchdowns on 26 carries. Quarterback Tanner Morgan was an efficient 11-for-17 for 164 yards passing.

Buff's linebacker Nate Landman proved to be one of the few bright spots for Colorado, finishing with 13 tackles (10 solo, three for loss) and a forced fumble. Linebackers Quinn Perry and Guy Thomas chipped in 10 tackles each.

The Gophers dominated from the beginning, driving for two touchdowns in the first half while the Buffs' offense could not move the ball.

CU finished the half with just 7 total yards, including minus-27 on the ground due in great part to four quarterback sacks by the Gophers.

Minnesota, meanwhile, used a solid ground attack to slowly hammer the Buffs. Colorado dodged a bullet early when the Gophers' first possession ended at the CU 6-yard line with a missed field goal, but UM came back to tally a pair of touchdowns.

The Gophers drove 82 yards in eight plays for their first touchdown, getting a 13-yard scoring run from Potts for a 6-0 lead (the PAT try was no good).

Following CU's fourth punt of the day, Minnesota marched 62 yards in six plays for its second touchdown. Potts carried in from 2 yards out for a 13-0 Gophers lead.

Colorado, meanwhile, never found an offensive rhythm. The Buffs managed just four first downs in the first half, with their longest series consisting of just six offensive snaps. The Gophers had all four of their sacks in the first half and CU's longest play of the half was an 11-yard completion from Lewis to Brenden Rice.

The Buffs dodged a bullet early in the second half when the Gophers missed another field goal attempt. But CU failed to move the ball, gaining just one first down and punted.

CU then forced a Minnesota punt and had decent field position at its own 40. But Lewis fumbled the ball away on the first play of the series and the Gophers then put the game away for all intents and purposes with a seven-play, 43-yard touchdown drive. Potts capped the march with a 3-yard scoring run with 23 seconds remaining in the third quarter to give Minnesota a 20-0 lead.

The Gophers then added a field goal and another touchdown in the fourth quarter to complete the scoring.

Minnesota	0	13	7	10	—	30
COLORADO	0	0	0	0	—	0

SCORING	Score	Time	Qtr
Minnesota — Potts 13 run (kick failed)	0-6	12:19	2Q
Minnesota — Potts 2 run (Trickett kick)	0-13	5:38	2Q
Minnesota — Potts 3 run (Trickett kick)	0-20	0:23	3Q
Minnesota — Trickett 33 FG	0-23	9:53	4Q
Minnesota — Thomas 14 run (Trickett kick)	0-30	5:09	4Q

Attendance: 47,482 **Time:** 3:06 **Weather:** 70 degrees, clear skies, 33 percent humidity; winds from the southeast at 3 mph

TEAM STATISTICS	COLORADO	MINNESOTA
First Downs	6	22
Third Down Efficiency (Fourth)	2-12 (0-2)	3-11 (0-0)
Rushes—Net Yards	21-(-19)	53-277
Passing Yards	82	164
Passes (Att-Comp-Int)	24-12-0	17-11-0
Total Offense	63	441
Return Yards	8	44
Punts: No-Average	8-51.9	4-43.2
Fumbles: No-Lost	4-2	2-0
Penalties/Yards	3/30	4/4
Quarterback Sacks—Yards	1-2	4-31
Time of Possession	19:47	40:13
Drives/Average Field Position	11/C28	13/M34
Red Zone: Scores-Attempts (Points)	0-0 (0)	5-6 (0)

INDIVIDUAL STATISTICS

Rushing—Colorado: Carter 5-9, Broussard 5-8, Fontenot 3-4, Smith 1-1, Clayton 2—minus 4, B.Lewis 7—minus 27, Team 1—minus 10. **Minnesota:** Potts 26-121. Irving 15-89, Thomas 7-66. Morgan 3-1, Williams 1-1, Andries 0-1, Team 1—minus 2.

Passing—Colorado: B.Lewis 16-8-0, 55, 0 td; Carter 8-4-0, 27, 0 td. **Minnesota:** Morgan 17-11-0, 164, 0 td.

Receiving—Colorado: Rice 3-25, Fontenot 2-12, Russell 2-10, Penry 1-12, Robinson 1-9, Arias 1-8, Broussard 1-3, Stacks 1-3. **Minnesota:** Autman-Bell 4-79, Jackson 4-39, Wright 1-39, Kieft 1-4, Irving 1-3.

Punting—Colorado: Watts 8-51.9 (62 long, 3 In20). **Minnesota:** Crawford 4-43.2 (57 long, 0 In20).

Punt Returns—Colorado: Stanley 3-8. **Minnesota:** Potts 3-29, Annexstad 1-15.

Kickoff Returns—Colorado: Rice 1-22. **Minnesota:** Williams 1-0.

Interceptions—Colorado: none. **Minnesota:** none.

Tackle Leaders—Colorado: Landman 14,4—18; Thomas 10,2—12; Q.Perry 9,1—10; M. Perry 7,1—8; I.Lewis 6,2—8; Blackmon 2,4—6; Sami 4,1—5; Rodman 2,0—2; Toll 2,0—2; Woods 2,0—2; Barnes 1,1—2; Lamb 1,1—2; Wells 1,1—2. **Minnesota:** Gibbens 5,1—6; Sori-Martin 4,0—4; Rush 3,0—3; five with 2,0—2 (Durr, Lindenberg, Mafe, Walley, Willis).

Quarterback Sacks—Colorado: Wells 1-2. **Minnesota:** Rush 2-24, Mafe 2-7.



Passes Broken Up—Colorado: Bethel, Blackmon, M.Perry. **Minnesota:** Durr, Howard, Smith, Walley.

GAME NOTES

Colorado now leads the series by a 3-1 count (1-1 in Boulder, 2-0 in Minneapolis) ... The last time CU was shutout at home was on Nov. 2, 2012 in a 48-0 loss to Stanford; the last non-conference team to shutout CU in Boulder was Louisiana State on Sept. 15, 1979 (44-0) ... The last team to shutout Colorado at any location was Washington State in Pullman on Oct. 21, 2017 (28-0); CU had scored in 36 straight prior to today ... The 63 yards on offense was the eighth-lowest in school history (the fewest since 46 against Oklahoma in the 2004 Big 12 title game at Kansas City). It was the third-lowest output in a home game (51 vs. Nebraska in 1964, 61 vs. USC in 2002) ... CU had just 7 yards of offense in the first half, the fewest since 29 years earlier, ironically at Minnesota when the Buffaloes had just 4 (CU rallied to win that game, 21-20) ... The scoreless first quarter was just the seventh involving the Buffaloes over the last 204 games (dating back to 2003); the first quarter against UNC was also scoreless; the last time there were multiple scoreless opening stanzas was in 2007, when there were three ... **P Josh Watts** (8-51.9 avg., 3 In20, 0 TB; 46.4 net, 62 long) enjoyed the best game of his career for the second straight week, including five punts of 50 yards or more, including his career long of 62 (topping his 60-yarder in the 2020 Alamo Bowl). He averaged 51.9 for eight punts, the highest by a Buffalo with six or more punts since 2002, when Mark Mariscal had eight kicks for a 57.4 norm in a loss to USC at home (he went on to win the Ray Guy Award that season) ... **ILB Nate Landman** recorded 18 tackles (14,4—18 TT; 3 TFL, 1 3DS, 1 TZ), the 20th double-digit tackle game of his career, tying for fifth-most, and moved into the top 10 in tackles for loss with 39 (jumping from 11th into a tie for sixth) ... **TB Alex Fontenot** (3-4 rushing) finished the game with exactly **1,000** career rushing yards, the 55th Buffalo to reach that plateau.



We didn't utilize Drew Litton's talents in 2020 due to COVID, but our own cartoonist from 2018 and 2019 is back as is as creative as ever!



BRANCH TO FINALLY MAKE HALL?



CU Athletic Hall of Famer **Cliff Branch**, who passed away in 2019, might finally see his dream come true and be selected for induction into the Pro Football Hall of Fame in its next class in 2022. Branch, a three-time All-Pro, and former Super Bowl-winning head coach Dick Vermeil were named finalists on August 24 a five-person panel of selectors for the Hall of Fame. Branch was selected as the Senior finalist and Vermeil the Coach finalist.

Branch, who many say changed the game after he was selected by the Oakland Raiders in the fourth round of the 1972 NFL Draft, as he was deemed a "football player with speed and not a speedster who played football." And he would become one of the most dynamic receivers of his era as the speedy deep threat who stretched opposing defenses. He caught 501 passes for 8,685 yards and 67 touchdowns in 14 seasons (1972 to '85) for the franchise, and added 73 receptions for 1,289 yards and five touchdowns in the postseason (only Jerry Rice, Julian Edelman and Michael Irvin have more postseason receiving yards than Branch). He was a part of three Super Bowl championship teams with the Raiders (two in Oakland, one in L.A.), and led the NFL in touchdown receptions twice, with 13 in 1974 and 12 in 1976. He was a first-team All-Pro in 1974, '75 and '76.

At Colorado, in two seasons, he caught 36 passes for 665 yards and three touchdowns (averaging 18.5 yards per), while rushing 31 times for 354 yards and five scores (11.4 per carry). He returned eight kicks for touchdowns (six punts, two kickoffs); he averaged 25.2 yards per kickoff runback and 16.7 per punt try. He amassed 2,507 all-purpose yards in just 22 games, seventh-most in school history at the time (the six ahead of him all played three years). He died at the age of 71; his sister, Elaine Anderson, said in a call with Hall of Fame president David Baker that her brother "dreamed of this" and "wanted this so bad, he could taste it." If selected, and while not a 100 percent certainty, he would become the first Buffalo in the Pro Hall.

NIL TAKES CENTER STAGE

Some NIL factoids as everyone is navigating the waters after the NCAA deferred at the last minute to each state's regulations:

- Instead of legislation, the NCAA issued a directive ("Interim Policy") allowing schools located in a state with an active NIL law to follow those laws (in place of NCAA rules) when regulating student-athletes' rights of publicity:
 - This means that, per Colorado state law, CU student-athletes may earn compensation for the commercial use of their name, image, and likeness without harming their intercollegiate eligibility or athletics scholarship.
- This is not "pay-for-play" where a student-athlete is simply receiving money because of their athletic ability – it is a job, a quid pro quo agreement in which value is exchanged between the student-athlete and a third party:
 - This includes publicity activities like personal appearances, autograph sessions, or hosting camps and transactional activities like entering endorsement and sponsorship agreements.
- Student-athlete must engage in these activities as an individual, separate from their CU student-athlete capacity:
 - Just like any business entity, they must go through the official processes to use CU intellectual property (trademarks, logos, film, photos, institutional productions, etc.) or CU facilities and event spaces.
 - Colorado law requires student-athletes disclose their NIL-related activities/agreements to us within 72 hours of making the deal or before their next competition, whichever occurs first; thus it is strongly encouraged for student-athletes to report or discuss any potential engagement with CU's compliance office in advance so they can flag any potential NCAA or University issues;
 - This disclosure process will be facilitated through the [INFLCR Verified](#) app, which is used internally for tracking and monitoring.
- Per Colorado law, student-athletes may contract with a non-relative "professional representative" or a "legal representative" (who must be a licensed attorney) to help them market themselves, arrange partnerships, facilitate relationships with brands, review contracts, etc.
 - The NCAA rule prohibiting student-athletes from signing with an athletic agent in efforts to secure a professional sports contract remains effective: student-athletes may only receive representation related to their NIL activities;
 - It is strongly recommended to disclose these representation agreements to the department.
- All international students (not just student-athletes) are heavily restricted in the type of employment activities they are allowed to engage in per their Student Visas; these students are responsible for making sure any employment/compensation activities do not violate immigration regulations.
- Certain sport-specific governing bodies (like the USGA) have their own amateurism rules that are not negated by state law.
- **Bufs with a Brand**, part of CU's Leadership & Career Development Program, exists to educate and support the student-athletes as they explore name, image and likeness opportunities and navigate the related legislation– BWAB will provide programming throughout the school year focusing on brand management, entrepreneurship, and financial literacy.



NOTABLE PERFORMANCES: THE LAST TIME

INDIVIDUAL

Kickoff Return For A Touchdown	Colorado: Nelson Spruce vs. Cal in Boulder, Nov. 16, 2013 (onside, 46 yards; otherwise: M. Mosley vs. Utah, Nov. 23, 2012, 100 yds)
	Opponent: Reggie Dunn, Utah in Boulder, Nov. 23, 2012 (100 yards).
Punt Return For A Touchdown	Colorado: Brenden Rice vs. Utah in Boulder, Dec. 12, 2020 (81 yards).
	Opponent: Dermari Simpkins, Utah at Salt Lake City, Nov. 30, 2016 (66 yards).
Interception Return For A Touchdown	Colorado: Dante Wigley vs. Oregon State in Boulder, Oct. 27, 2018 (27 yards).
	Opponent: Darren Hall, San Diego State in Boulder, Nov. 28, 2020 (57 yards, TD).
Fumble Return/Recovery For A Touchdown	Colorado: Mustafa Johnson vs. Colorado State in Denver, Aug. 30, 2019 (9 yards).
	Opponent: Tra'Mayne Bondurant, Arizona at Tucson, Nov. 8, 2014 (22 yards).
Blocked Punt Return For A Touchdown	Colorado: Lawrence Vickers vs. Washington State at Seattle, Sept. 11, 2004 (0 yards).
	Opponent: Grant Perry, Michigan at Ann Arbor, Sept. 17, 2016 (6 yards).
Blocked Field Goal Return For A Touchdown	Colorado: Has not occurred.
	Opponent: Max Bergen, Stanford at Palo Alto, Oct. 8, 2011 (75 yards; first-ever against Colorado)
Blocked Punt	Colorado: Alex Fontenot vs. California at Berkeley, Nov. 24, 2018 and vs. Utah in Boulder, Nov. 17, 2018.
	Opponent: Khaylan Thomas, Arizona State at Tempe, Nov. 4, 2017.
Blocked PAT Kick	Colorado: Terrance Lang vs. Oregon State in Boulder, Oct. 27, 2018.
	Opponent: Jordan Jackson, Air Force in Boulder, Sept. 14, 2019 (<i>kicker: James Stefanou</i>)
Blocked Field Goal	Colorado: Mark Perry vs. San Diego State in Boulder, Nov. 28, 2020.
	Opponent: Quentin Lake, UCLA in Boulder, Nov. 2, 2020 (<i>second one in game</i>).
Offensive Lineman To Score A Touchdown	Colorado: Alex Kelley vs. Colorado State in Denver, Sept. 2, 2016 (recovered fumble in end zone).
	Opponent: Has not occurred.
Defensive Two-Point Conversion	Colorado: Greg Biekert vs. Nebraska in Boulder, Nov. 2, 1991.
	Opponent: Has not occurred.
300 Yards Total Offense	Colorado: 301, Jarek Broussard vs. Arizona at Tucson, Dec. 5, 2020 (<i>301 rush, 0 pass</i>).
	Opponent: 363, Davis Mills, Stanford at Palo Alto, Nov. 14, 2020 (<i>327 pass, 36 rush</i>).
400 Yards Total Offense	Colorado: 416, Steven Montez vs. Southern California in Boulder, Nov. 11, 2017 (<i>376 pass, 40 rush</i>).
	Opponent: 412, Dorian Thompson-Robinson, UCLA in Boulder, Nov. 7, 2020 (<i>303 pass, 109 rush</i>).
100 Yards Rushing	Colorado: 301, Jarek Broussard vs. Arizona at Tucson, Dec. 5, 2020 (<i>25 attempts</i>).
	Opponent: 121, Trev Potts, Minnesota in Boulder, Spt. 18, 2021 (<i>26 attempts</i>).
200 Yards Rushing	Colorado: 301, Jarek Broussard vs. Arizona at Tucson, Dec. 5, 2020 (<i>25 attempts</i>).
	Opponent: 327, Khalil Tate, Arizona in Boulder, Oct. 7, 2017 (<i>14 attempts</i>).
300 Yards Rushing	Colorado: 301, Jarek Broussard vs. Arizona at Tucson, Dec. 5, 2020 (<i>25 attempts</i>).
	Opponent: 327, Khalil Tate, Arizona in Boulder, Oct. 7, 2017 (<i>14 carries</i>).
Three Touchdowns Rushing	Colorado: 3, Jarek Broussard vs. UCLA in Boulder, Nov. 7, 2020.
	Opponent: 3, Trev Potts, Minnesota in Boulder, Spt. 18, 2021.
Four Touchdowns Rushing	Colorado: 4, Michael Adkins II vs. Charleston Southern in Boulder, Oct. 19, 2013.
	Opponent: 4, Khalil Tate, Arizona in Boulder, Oct. 7, 2017.
Two 100-Yard Rushers	Colorado: Phillip Lindsay (31-144) and Sefo Liufau (23-108) vs. Washington State in Boulder, Nov. 19, 2016.
	Opponent: Michael Wiley (9-126) and Gary Brightwell (20-113), Arizona at Tucson, Dec. 5, 2020.
Three 100-Yard Rushers	Colorado: Jon Keyworth (18-124), Paul Arendt (23-116) and Ward Walsh (15-101), vs. Air Force at USAFA, Nov. 21, 1970.
	Opponent: David Overstreet (18-258), Darrell Shepard (3-151) and George Rhymes (9-110), Oklahoma in Boulder, Oct. 4, 1980.
300 Yards Passing	Colorado: 324, Steven Montez vs. Southern California in Boulder, Oct. 25, 2019 (<i>27-of-43</i>).
	Opponent: 327, Davis Mills, Stanford at Palo Alto, Nov. 14, 2020 (<i>31-of-56</i>).
400 Yards Passing	Colorado: 455, Sefo Liufau vs. California at Berkeley, Sept. 27, 2014 (<i>46-of-67</i>).
	Opponent: 406, Kedon Slovis, Southern California in Boulder, Oct. 25, 2019 (<i>30-of-44</i>).
Three Touchdowns Passing	Colorado: 3, Steven Montez vs. Southern California in Boulder, Oct. 25, 2019.
	Opponent: 4, Casey Thompson, Texas at San Antonio (Alamo Bowl), Dec. 29, 2020.
Four Touchdowns Passing	Colorado: 4, Steven Montez vs. Colorado State in Denver, Aug. 31, 2018.
	Opponent: 4, Casey Thompson, Texas at San Antonio (Alamo Bowl), Dec. 29, 2020.
Five Touchdowns Passing	Colorado: 7, Sefo Liufau vs. California at Berkeley, Sept. 27, 2014 (<i>school record</i>).
	Opponent: 5, Khalil Tate, Arizona at Tucson, Nov. 2, 2018.
Three Interceptions Thrown	Colorado: 4, Steven Montez vs. Oregon at Eugene, Oct. 11, 2019.
	Opponent: 3, Ryan Burns, Stanford at Palo Alto, Oct. 22, 2016.
Four Interceptions Thrown	Colorado: 4, Steven Montez vs. Oregon at Eugene, Oct. 11, 2019.
	Opponent: 4, Graham Harrell, Texas Tech at Lubbock, Oct. 27, 2007.
10 Receptions	Colorado: 10, Tony Brown vs. Arizona in Boulder, Oct. 5, 2019 (<i>141 yards</i>).
	Opponent: 11, Isaiah Hodgins, Oregon State in Boulder, Oct. 27, 2018 (<i>146 yards</i>).
100 Yards Receiving	Colorado: 126, Dimitri Stanley vs. Stanford at Palo Alto, Nov. 14, 2020 (<i>6 receptions</i>).
	Opponent: 126, Greg Dulcich, UCLA in Boulder, Nov. 7, 2020 (<i>4 receptions</i>).
200 Yards Receiving	Colorado: 211, Laviska Shenault vs. Colorado State in Denver, Aug. 31, 2018 (<i>11 receptions</i>).
	Opponent: 208, Ryan Broyles, Oklahoma at Norman, Oct. 30, 2010 (<i>9 receptions</i>).
Two Touchdowns Receiving	Colorado: 2, K.D. Nixon vs. Southern California in Boulder, Oct. 25, 2019.
	Opponent: 2, Bijan Robinson and Joshua Moore, Texas at San Antonio (Alamo Bowl), Dec. 29, 2020 .
Three Touchdowns Receiving	Colorado: 3, Tony Brown vs. Arizona State at Tempe, Sept. 21, 2019.
	Opponent: 3, Nelson Agholor, Southern California at Los Angeles, Oct. 18, 2014.
Two 100-Yard Receivers	Colorado: Laviska Shenault (11-211) and K.D. Nixon (6-112) vs. Colorado State in Denver, Aug. 31, 2018.
	Opponent: Michael Pittman (7-156) and Tyler Vaughns (8-104), Southern California in Boulder, Oct. 25, 2019.
100-Yard Rusher & Receiver	Colorado: Jarek Broussard (27-121) rushing & Dimitri Stanley (6-126 receiving) vs. Stanford at Palo Alto, Nov. 14, 2020.
	Opponent: Dorian Thompson-Robinson (9-109 rushing) & Greg Dulcich (4-126 receiving), UCLA in Boulder, Nov. 7, 2020.
100-Yard Rusher & Receiver (<i>same player</i>)	Colorado: Cortlen Johnson (27-172 rushing; 6-105 receiving), vs. Iowa State at Ames, Nov. 10, 2001.
	Opponent: Has not occurred.



The Last Time, continued...

Four Touchdowns In A Game	Colorado: 4, Laviska Shenault vs. Arizona State in Boulder, Oct. 8, 2017 (2 rushing, 2 receiving).
	Opponent: 4, Khalil Tate, Arizona in Boulder, Oct. 7, 2017 (4 rushing).
Four Field Goals In A Game	Colorado: 4, Will Oliver vs. Colorado State in Denver, Sept. 1, 2013.
	Opponent: 4, Jordan Choukair, Oregon State at Corvallis, Oct. 14, 2017.
50-Yard Field Goal	Colorado: 53, James Stefanou vs. Arizona State at Tempe, Nov. 4, 2017.
	Opponent: 53, Cameron Dicker, Texas at San Antonio (Alamo Bowl), Dec. 29, 2020.
Two Interceptions In A Game	Colorado: 2, Mikial Onu vs. Colorado State in Denver, Aug. 30, 2019.
	Opponent: 2, Anthony Pandey, Arizona at Tucson, Dec. 5, 2020.
Three Interceptions In A Game	Colorado: 3, Terrence Wheatley vs. Texas Tech at Lubbock, Oct. 27, 2007.
	Opponent: 3, Philip Thomas, Fresno State at Fresno, Sept. 15, 2012.
Four Interceptions In A Game	Colorado: Has not occurred.
	Opponent: 4, Frank Nelson, Utah at Salt Lake City, Nov. 2, 1946.
Three Quarterback Sacks In A Game	Colorado: 3 (for 10 yards), Nate Landman vs. San Diego State in Boulder, Nov. 28, 2020.
	Opponent: 4 (for 31 yards), Vilas Fauonuku, Utah at Salt Lake City, Nov. 28, 2015.
Four Quarterback Sacks In A Game	Colorado: 4½ (for 46), Ron Woolfork vs. Iowa in Boulder, Sept. 26, 1992.
	Opponent: 4 (for 31 yards), Vilas Fauonuku, Utah at Salt Lake City, Nov. 28, 2015.

TEAM

Shut Out (Defensive)	Colorado: Game: 48-0, vs. Nicholls State in Boulder, Sept. 26, 2015. Through 3rd Qtr: 37-0, vs. Colorado State in Denver, Sept. 2, 2016. At Half: 14-0, vs. Northern Colorado in Boulder, Sept. 3, 2021.
	Opponent: Game: 0-30, by Minnesota in Boulder, Sept. 18, 2021. Through 3rd Qtr: 0-20, by Minnesota in Boulder, Sept. 18, 2021. At Half: 0-13, by Minnesota in Boulder, Sept. 18, 2021.
Safety	Colorado: vs. Oregon in Boulder, Oct. 22, 2011 (Terrel Smith tackled Cliff Harris in end zone).
	Opponent: by Stanford at Palo Alto, Oct. 22, 2016 (Sefo Liufau ran out of back of end zone).
Held To No Offensive Touchdowns	Colorado: by Minnesota in Boulder, Sept. 18, 2021.
	Opponent: San Diego State in Boulder, Dec., 5, 2020; Texas State in Boulder, Sept. 9, 2017; Colorado State in Denver, Sept. 1, 2017
30 First Downs In A Game	Colorado: 30, vs. Northern Colorado in Boulder, Sept. 16, 2017.
	Opponent: 30, by Southern California in Boulder, Oct. 25, 2019.
Held Under 10 First Downs	Colorado: 6, by Minnesota in Boulder, Sept. 18, 2021.
	Opponent: 7, vs. Arizona State in Boulder, Oct. 15, 2016.
500 Yards Total Offense In A Game	Colorado: 525, vs. UCLA in Boulder, Nov. 7, 2020 (264 rush, 261 pass).
	Opponent: 518, by Southern California in Boulder, Oct. 25, 2019 (112 rush, 406 pass).
600 Yards Total Offense In A Game	Colorado: 603, vs. Washington State in Boulder, Nov. 19, 2016 (258 rush, 345 pass).
	Opponent: 638, by Texas at San Antonio (Alamo Bowl), Dec. 29, 2020 (303 rush, 335 pass).
Held Under 200 Yards Total Offense In A Game	Colorado: 63, by Minnesota in Boulder, Sept. 18, 2021. (-19 rush, 82 pass).
	Opponent: 155, San Diego State in Boulder, Nov. 28, 2020 (79 rush, 76 pass).
Held Under 100 Yards Total Offense In A Game	Colorado: 63, by Minnesota in Boulder, Sept. 18, 2021. (-19 rush, 82 pass).
	Opponent: 96, Idaho State in Boulder, Sept. 10, 2016 (29 rush, 67 pass).
300 Yards Rushing In A Game	Colorado: 407, vs. Arizona at Tucson, Dec. 5, 2020.
	Opponent: 303, by Texas at San Antonio (Alamo Bowl), Dec. 29, 2020.
400 Yards Rushing In A Game	Colorado: 407, vs. Arizona at Tucson, Dec. 5, 2020.
	Opponent: 413, by Arizona in Boulder, Oct. 7, 2017.
500 Yards Rushing In A Game	Colorado: 502, vs. Missouri in Boulder, Nov. 11, 2000.
	Opponent: 516, by Missouri at Columbia, Oct. 6, 1984.
Held Under 100 Yards Rushing In A Game	Colorado: -19, by Minnesota in Boulder, Sept. 18, 2021 (21 attempts; included four sacks for 31 yards).
	Opponent: 97, vs. Texas A&M in Denver, Sept. 11, 2021 (29 attempts; included two sacks for 2 yards).
400 Yards Passing In A Game	Colorado: 401, vs. Arizona State at Tempe, Oct. 10, 2015.
	Opponent: 406, by Southern California in Boulder, Oct. 25, 2019.
500 Yards Passing In A Game	Colorado: 533, vs. NE Louisiana in Boulder, Sept. 16, 1995.
	Opponent: 523, by Fresno State at Honolulu, Dec. 25, 1993 (Aloha Bowl; only time ever vs. Colorado)
Held Under 100 Yards Passing In A Game	Colorado: 82, by Minnesota in Boulder, Sept. 18, 2021.
	Opponent: 76, vs. San Diego State in Boulder, Nov. 28, 2020.
Averaged Over Eight Yards Per Play	Colorado: 9.17, vs. Colorado State in Denver, Aug. 31, 2018 (65-596).
	Opponent: 9.38, by Texas at San Antonio (Alamo Bowl), Dec. 29, 2020 (68-638).
Held Under Three Yards Per Play	Colorado: 1.40, by Minnesota in Boulder, Sept. 18, 2021 (45-63).
	Opponent: 2.63, vs. San Diego State in Boulder, Nov. 28, 2020 (59-155).
Four Interception Game	Colorado: 4, vs. Texas Tech at Lubbock, Oct. 27, 2007.
	Opponent: 4, by Oregon at Eugene, Oct. 11, 2019.
Five Interception Game	Colorado: 5, vs. Texas Tech at Lubbock, Nov. 1, 2003.
	Opponent: 5, by Oklahoma in Boulder, Oct. 17, 1992.
Six Quarterback Sacks	Colorado: 6 (for 33 yards), vs. Nebraska in Boulder, Sept. 7, 2019.
	Opponent: 7 (for 43 yards), by Nebraska at Lincoln, Sept. 8, 2018.
Forced Six (Five) Lost Opponent Fumbles	Colorado: 6, vs. Kansas State in Boulder, Oct. 22, 1983 (5 vs. Nebraska in Boulder, Nov. 26, 1999)
	Opponent: 6, by Nebraska at Lincoln, Oct. 25, 1975 (5 by Oklahoma State at Stillwater, Nov. 8, 1980).
Forty-Minute Time of Possession Game	Colorado: 41:05, vs. UCLA at Pasadena, Oct. 31, 2015.
	Opponent: 40:13, by Minnesota in Boulder, Sept. 18, 2021.
Turnover-Free Game	Colorado: vs. Northern Colorado in Boulder, Sept. 3, 2021.
	Opponent: by Minnesota in Boulder, Sept. 18, 2021.
Did Not Punt	Colorado: vs. Iowa State in Boulder, Nov. 19, 1994.
	Opponent: by Washington at Seattle, Nov. 9, 2013 (just second time since 1983; Baylor in 2010).
Recovered Own Onside Kick	Colorado: vs. Southern California at Los Angeles (Kyle Trego), Oct. 13, 2018; 0-of-last-3 (2-of-last 10 back to 2014).
	Opponent: by California in Boulder, Nov. 16, 2013; 0-of-last-6.

**CAREER SINGLE GAME BESTS***(for those who have regularly appeared in games)***CURTIS APPLETON, OLB**

Total Tackles— 1, at Stanford, 11/28/20
Solo Tackles— N/A
Interceptions— 1, vs. San Diego State, 11/28/20
Pass Deflections— N/A

DANIEL ARIAS, WR

Receptions— 3, vs. Texas A&M, 9/11/21
Receiving Yards— 38, vs. UCLA, 11/07/20
Long Reception— 38, vs. UCLA, 11/07/20
Receiving TDs— 1, twice (last: at Utah, 11/30/19)

ROBERT BARNES, ILB

Total Tackles— 2, vs. Texas A&M & Minnesota
Solo Tackles— 2, vs. Texas A&M, Sept. 11, 2021
Tackles For Loss— N/A
QB Sacks— N/A
Third Down Stops— 1, vs. Texas A&M, Sept. 11, 2021

COLE BECKER, PK

Field Goals Made— N/A
Field Goals Attempted— 1, on two occasions
Long Field Goal— N/A
PAT Made— 5, vs. Northern Colorado, 9/03/21

MEKHI BLACKMON, CB

Total Tackles— 6, vs. Minnesota, Sept. 18, 2021
Solo Tackles— 4, twice (last: vs. Colorado State, 8/30/19)
Interceptions— 1, twice (last: vs. UNC, 9/03/21)
Pass Deflections— 2, twice (last: vs. Texas (Alamo), 12/29/20)

JAREK BROUSSARD, TB

Rushing Attempts— 32, vs. San Diego State, 11/28/20
Rushing Yards— 301, at Arizona, 12/5/20
Long Run— 75, at Arizona, 12/5/20
Rushing TDs— 3, vs. UCLA, 11/07/20
Receptions— 3, vs. Utah, 12/12/20
Receiving Yards— 21, vs. UCLA, 11/07/20
Long Reception— 21, vs. UCLA, 11/07/20

CHRIS CARPENTER, WR

Receptions— N/A
Receiving Yards— N/A
Long Reception— N/A
Receiving TDs— N/A

ASHAAD CLAYTON, TB

Rushing Attempts— 8, vs. Northern Colorado, 9/03/21
Rushing Yards— 51, vs. Northern Colorado, 9/03/21
Long Run— 35, vs. Northern Colorado, 9/03/21
Rushing TDs— 2, at Arizona, 12/5/20

JOE DAVIS, TB

Rushing Attempts— 7, vs. San Diego State, 11/28/20
Rushing Yards— 22, vs. Northern Colorado, 9/03/21
Long Run— 8, vs. UCLA, 11/07/20
Rushing TDs— N/A

ALEX FONTENOT, TB

Rushing Attempts— 25, at Arizona State, 9/21/19
Rushing Yards— 125, Colorado State, 8/30/19
Long Run— 32, Colorado State, 8/30/19 (TD)
Rushing TDs— 3, Colorado State, 8/30/19
Receptions— 5, twice (last: vs. Southern California, 10/25/19)
Receiving Yards— 34, vs. Arizona, 10/05/19
Long Reception— 19, vs. Arizona, 10/05/19

CHRISTIAN GONZALEZ, CB

Total Tackles— 6, twice (last: vs. Texas A&M, 9/11/21)
Solo Tackles— 5, twice (last: vs. Texas (Alamo Bowl), 12/29/20)
Interceptions— N/A
Pass Deflections— 3, vs. Texas (Alamo Bowl), 12/29/20

JAYLON JACKSON, WR

Receptions— 6, at Arizona, 11/02/18
Receiving Yards— 57, vs. Nebraska, 9/07/19
Long Reception— 57, vs. Nebraska, 9/07/19
Receiving TDs— 1, vs. San Diego State, 11/28/20

JANAZ JORDAN, DT

Total Tackles— 6, vs. Texas (Alamo Bowl), 12/29/20
Solo Tackles— 2, at Arizona, 12/05/20, vs. Utah, 12/12/20
QB Sacks— N/A
Third Down Stops— N/A

NATE LANDMAN, ILB

Total Tackles— 19, vs. Utah, 11/17/18
Solo Tackles— 16, at Oregon, 10/11/19
Tackles For Loss— 4, vs. San Diego State, 11/28/20
QB Sacks— 3, vs. San Diego State, 11/28/20
Third Down Stops— 4, thrice (last: at Arizona, 12/05/20)
Pass Deflections— 3, at California, 11/24/18
Interceptions— 1, thrice (last: vs. Washington, 11/23/19)

JACK LAMB, ILB

Total Tackles— 2, vs. Minnesota, Sept. 18, 2021
Solo Tackles— 1, twice (last: vs. Minnesota, Sept. 18, 2021)
QB Sacks— N/A
Third Down Stops— N/A

TERRANCE LANG, DE

Total Tackles— 7, at UCLA, 11/02/19
Solo Tackles— 5, vs. Washington, 11/23/19
QB Sacks— 1, nine times (last: vs. UNC, 9/03/21)
Third Down Stops— 3, vs. Texas A&M, 9/11/21

MONTANA LEMONIOUS-CRAIG, WR

Receptions— 2, vs. Northern Colorado, 9/03/21
Receiving Yards— 23, vs. Northern Colorado, 9/03/21
Long Reception— 17, vs. Northern Colorado, 9/03/21 (TD)
Receiving TDs— 1, vs. Northern Colorado, 9/03/21

BRENDON LEWIS, QB

Pass Attempts— 25, vs. Texas A&M, 9/11/21
Pass Completions— 13, vs. Texas A&M, 9/11/21
Passing Yards— 102, vs. Northern Colorado, 9/03/21
TD Passes— 1, vs. Northern Colorado, 9/03/21
Long Pass— 26, vs. Texas (Alamo Bowl), 12/29/20
Interceptions— 1, vs. Texas A&M, 9/11/21
Rating (min 10 att.)— 145.8, vs. Northern Colorado, 9/03/21
Rushing Yards— 76, vs. Texas A&M, 9/11/21
Long Run— 44, vs. Texas (Alamo Bowl), 12/29/20

ISIAH LEWIS, S

Total Tackles— 9, at Arizona, 12/05/20
Solo Tackles— 6, vs. Texas A&M, 9/11/21
Third Down Stops— 3, twice (last: at Arizona, 12/05/20)
Interceptions— N/A
Pass Deflections— 3, vs. UCLA, 11/07/20

MATT LYNCH, TE

Receptions— 1, twice (last: vs. Stanford, 11/14/20)
Receiving Yards— 6, at Stanford, 11/14/20
Long Reception— 6, at Stanford, 11/14/20
Receiving TDs— N/A

CHRIS MILLER, S

Total Tackles— 4, four times (last: vs. UNC, 9/03/21)
Solo Tackles— 4, vs. Northern Colorado, 9/03/21
Interceptions— 1, vs. Nebraska, 9/07/19
Pass Deflections— 1, twice (last: at Arizona St., 9/21/19)

JAMAR MONTGOMERY, OLB

Total Tackles— 4, vs. Texas (Alamo Bowl), 12/29/20
Solo Tackles— 4, vs. Texas (Alamo Bowl), 12/29/20
QB Sacks— 1, vs. Southern California, 10/25/19
Third Down Stops— 2, vs. Northern Colorado, 9/03/21

ALEC PELL, TE

Receptions— 1, vs. Northern Colorado, 9/03/21
Receiving Yards— 17, vs. Northern Colorado, 9/03/21
Long Reception— 17, vs. Northern Colorado, 9/03/21
Receiving TDs— N/A

CHASE PENRY, WR

Receptions— 1, thrice (last: Minnesota, Sept. 18, 2021)
Receiving Yards— 16, vs. Northern Colorado, 9/03/21
Long Reception— 16, vs. Northern Colorado, 9/03/21
Receiving TDs— N/A

MARK PERRY, S

Total Tackles— 8, vs. Minnesota, Sept. 18, 2021
Solo Tackles— 7, vs. Minnesota, Sept. 18, 2021
Interceptions— N/A
Pass Deflections— 1, five times (last: vs. Minn. Sept. 18, 2021)

EVAN PRICE, PK

Field Goals Made— 3, vs. Stanford, 11/09/19
Field Goals Attempted— 3, thrice (last: vs. UCLA, 11/07/20)
Long Field Goal— 45, vs. UCLA, 11/07/20
PAT Made— 5, at Stanford, 11/14/20

BRENDEN RICE, WR

Receptions— 3, vs. Minnesota, Sept. 18, 2021
Receiving Yards— 61, vs. Utah, 12/12/20
Long Reception— 61, vs. Utah, 12/12/20 (TD)
Receiving TDs— 1, twice (last: vs. Utah, 12/12/20)

NA'IM RODMAN, DL

Total Tackles— 3, vs. Washington, 11/23/19
Solo Tackles— 2, twice (last: vs. Minnesota, Sept. 18, 2021)
QB Sacks— 1, vs. Northern Colorado, 9/03/21
Third Down Stops— 1, twice (last: vs. UNC, 9/03/21)

BRADY RUSSELL, TE

Receptions— 5, vs. UCLA, 11/07/20
Receiving Yards— 77, vs. UCLA, 11/07/20
Long Reception— 34, vs. UCLA, 11/07/20
Receiving TDs— 1, thrice (last: vs. UCLA, 11/07/20)

JALEN SAMI, DT

Total Tackles— 5, thrice (last: vs. Minnesota, Sept. 18, 2021)
Solo Tackles— 4, twice (last: vs. Minnesota, Sept. 18, 2021)
QB Sacks— 1, twice (last: vs. UNC, 9/03/21)
Tackles For Loss— 2, vs. Northern Colorado, 9/03/21
Third Down Stops— 1, 4 times (last: at Arizona, 12/05/20)

C.J. SCHMANSKI, TE

Receptions— 2, vs. San Diego State, 11/28/20
Receiving Yards— 9, at Arizona, 12/5/20
Long Reception— 9, at Arizona, 12/5/20
Receiving TDs— N/A

LA'VONTAE SHENAU, WR

Receptions— 6, vs. San Diego State, 11/28/20
Receiving Yards— 64, vs. San Diego State, 11/28/20
Long Reception— 29, at Stanford, 11/14/20
Receiving TDs— N/A

DEION SMITH, TB

Rushing Attempts— 7, at Oregon, 10/11/19
Passing Yards— 41, at Oregon, 10/11/19
Long Run— 21, vs. Northern Colorado, 9/03/21
Rushing TDs— 1, vs. Northern Colorado, 9/03/21

JAYLE STACKS, TB

Rushing Attempts— N/A
Rushing Yards— N/A
Long Run— N/A
Rushing TDs— N/A

DIMITRI STANLEY, WR

Receptions— 6, twice (last: at Stanford, 11/14/20)
Receiving Yards— 126, at Stanford, 11/14/20
Long Reception— 55, at Stanford, 11/14/20 (TD)
Receiving TDs— 1, twice (last: at Stanford, 11/14/20)
Punt Returns— 3, four times (last: vs. UM, 9/18/21)
Punt Return Yards— 68, vs. Northern Colorado, 9/03/21

BLAYNE TOLL, DE

Total Tackles— 2, vs. Minnesota, Sept. 18, 2021
Solo Tackles— 2, vs. Minnesota, Sept. 18, 2021
Tackles For Loss— N/A
QB Sacks— N/A
Third Down Stops— N/A

JONATHAN VAN DIEST, ILB

Total Tackles— 6, twice (last: vs. Utah, 12/20/20)
Solo Tackles— 5, twice (last: vs. Utah, 12/20/20)
QB Sacks— 1, twice (last: vs. Nebraska, 9/07/19)
Third Down Stops— 1, twice (last: vs. Colorado State, 8/30/19)

JOSH WATTS, P

Punts— 8, twice (last: vs. Minnesota, Sept. 18, 2021)
Average (min. 5 punts)— 51.9, vs. Minnesota, Sept. 18, 2021
Net Average (min. 5 punts)— 46.4, vs. Minn., Sept. 18, 2021
Long Punt— 62, vs. Minnesota, Sept. 18, 2021
50-Plus— 5, vs. Minnesota, Sept. 18, 2021
Inside-the-20— 4, vs. San Diego State, 11/28/20

CARSON WELLS, OLB

Total Tackles— 12, at Arizona, 12/20/20
Solo Tackles— 9, vs. Arizona, 10/05/19
Tackles For Loss— 4, twice (last: at Arizona, 12/05/20)
QB Sacks— 2, thrice (last: vs. Texas (Alamo Bowl), 12/29/20)
Third Down Stops— 4, at Arizona, 12/05/20
Interceptions— 1, at UCLA in 2019 & vs. UCLA in 2020

MISTER WILLIAMS, ILB

Total Tackles— N/A
Solo Tackles— N/A
QB Sacks— N/A
Third Down Stops— N/A

Out For Season;**MAURICE BELL, WR**

Receptions— 5, vs. UCLA, 11/07/20
Receiving Yards— 46, vs. Utah, 12/12/20
Long Reception— 26, vs. Texas (Alamo Bowl), 12/29/20
Receiving TDs— 1, vs. Utah, 12/12/20



HOW THE BUFFS WERE BUILT (2016-present)

FRESHMAN RECRUITS

2016

†Chance Lytle
†Colby Pursell

2017

Maurice Bell
Alex Fontenot
#Jaylon Jackson
Nate Landman
Terrance Lang
#Isaiah Lewis
Chris Miller
Jared Poplawski
†Casey Roddick
†Jalen Sami
Jonathan Van Diest
Carson Wells

2018

Daniel Arias
Jarek Broussard
Frank Phillip
†Joshka Gustav
Joshua Jynes
Kanan Ray
Ray Robinson
Deion Smith
Dimitri Stanley

2019

#Joe Davis
Marvin Ham II

#Austin Johnson
Lloyd Murray, Jr.
#Alec Pell
Mark Perry
Na'im Rodman
La'Vontae Shenault
Jayden Simon
Jake Wiley

2020

Chris Carpenter
Gerad Christian-
Lichtenhan
Ashaad Clayton
Caleb Fauria
Christian Gonzalez
Devin Grant
Carson Lee
Montana Lemonious-Craig
Brendon Lewis
Keith Miller III
Louis Passarello
Toren Pittman
Brenden Rice
Jayle Stacks
Alvin Williams
Mister Williams

2021

Edgar Amaya
Jackson Anderson
Allan Baugh
Cole Becker
#Drew Carter

#Zephaniah Maea
Zion Magalei
Tyus Martin
Kaylin Moore
#Erik Olsen
Chase Penry
Nikko Reed
Ty Robinson
Austin Smith
#Tyrin Taylor
Ryan Williams
Trevor Woods

WALK-ONS

2017

Nico Magri
*Brady Russell

2018

*Curtis Appleton
John Deitchman
Evan Price
C.J. Schmanski

2019

Derek Bedell
Mac Willis

2020

Michael Harrison
Robert Ortega
Jack Seavall

2021

Austin Dahlke
Tommy Deitchman
Camden Dempsey
#Steele Dubar
Ben Finneseth
Isaiah Harper
Jack Hestera
Noah Hubbard
Mason Maddox
James Mott
Tommy Notarainni
#Charlie Offerdahl
Ben Reznik
Syre Stewart
Katin Suprenant
#Kanaan Turnbull
Noah Wagner
Cameron Warchuck
Blake Weiher
#Jordan Woolverton

FOUR YEAR TRANSFERS

2019

Nigel Bethel
Anthony Lyle

2020

^*Matt Lynch
#*Josh Watts

2021

^*#Robert Barnes
*Noah Fenske
^*Jack Lamb
#Geno Macias
James Mott
^*#J.T. Shrout
*Blayne Toll
^*Max Wray

JUNIOR COLLEGE TRANSFERS

2018

Mekhi Blackmon
#Mustafa Johnson
Kary Kutsch

2019

#Jeremiah Doss
#Janaz Jordan
#Jamar Montgomery
#Quinn Perry

2020


#Justin Jackson
#Jaylen Striker
#Guy Thomas

2021

#Trustin Oliver

*—is on or has since been placed on scholarship; #—joined team in spring of year listed, otherwise joined in the fall; ^—graduate transfer (graduated from previous four-year institution); †—grayshirt (signed in that class but delayed enrollment until spring). +—no longer on team.

WESTBROOK SET FOR COLLEGE FOOTBALL HALL OF FAME INDUCTION



Some 27 years later, it still resonates and sends chills through CU football fans as if it happened just yesterday through the late Keith Jackson's call on ABC: "Stewart with time ... He lets it go ... He's got three people down there ... The ball's up in the air ... Caught! Touchdown! ... Caught by Westbrook for a touchdown! ... Incredible!" (<https://www.youtube.com/watch?v=5Nt6Hjqt8&t=87s>).

On Sept. 24, 1994, **Michael Westbrook** cemented his name in CU and college football history with that catch, dubbed the "Miracle in Michigan." He was officially recognized as one of college football's all-time greats as he was selected for induction into the College Football Hall of Fame in its 2020 Class. He will become the ninth Buffalo enshrined in the Hall, joining **Byron White** (inducted in 1952), **Joe Romig** (1984), **Dick Anderson** (1993), **Bobby Anderson** (2006), **Alfred Williams** (2010), **John Wooten** (2012), Coach **Bill McCartney** (2013) and **Herb Orvis** (2016). Westbrook becomes the second player who was coached by McCartney to enter the Hall, joining Williams who played for him during his tenure as head coach (1982-94).

At the time of his graduation, he finished his career as CU's all-time leader in receptions (167), receiving yards (2,548) and receiving touchdowns (19). Those numbers still remain fourth, third and seventh, respectively, a quarter century after he played, while his average of 15.3 yards per reception is the fourth-highest among the 36 players in CU history with 70 or more catches. He had eight career 100-yard games (six over 125) and was 11th in all-purpose yards (2,858) and 22nd in scoring (116 points). To this day, he remains tied for the school's most receptions in bowl games (14) and the leader in yards (283).

"I knew I had been on the ballot, and you anticipate getting in, but you never expect it so I kind of let my guard down a bit," Westbrook said. "Then I got the package from the Hall of Fame, and I'm like, 'Wow!' I think back to those days, and it was such an awesome time in our lives," he continued. "You couldn't ask for a better situation to go through and succeed in. We had quality coaches, a great support staff and awesome teammates. Beginning with Coach Mac when he came to my high school and recruited me on the spot when he was there looking at someone else.

McCartney was pleased to hear that Westbrook will be joining him in the Hall of Fame. "He could have gone in before I did, you're only as good as the players you are privileged to coach," McCartney said. "I'm excited for Michael. He was a game changer, the real deal and looked the part. He was big, strong and fast. The defense always had to be concerned with where he lined up and he was nearly impossible to cover one-on-one. As a blocker, he was downright vicious, probably the best blocking receiver I've ever coached — and it was something he took great pride in. He's obviously known for the catch in Michigan, but he shouldn't be defined by it. He was so much more for us than that one play."



**THREE BUFFALOES ONCE AGAIN ON COLLEGE FOOTBALL HALL OF FAME BALLOT***Garten, Hudson, Salaam appear on ballot for 2022 class*

Three University of Colorado football players once again made the national ballot for the 2022 class that will be inducted into the College Football Hall of Fame, which the National Football Foundation (NFF) released on June 2.

Offensive guard **Joe Garten** (1987-90), defensive back **Chris Hudson** (1991-94) and tailback **Rashaan Salaam** (1992-94) appear on the ballot for the 2022 class, which will be announced early next year. All have advanced to the national ballot from the district selection process at least once before.

“It’s an enormous honor to just be on the College Football Hall of Fame ballot considering more than 5.47 million people have played college football and only 1,038 players have been inducted,” said NFF President & CEO **Steve Hatchell**. “The Hall’s requirement of being a First-Team All-American creates a much smaller pool of about 1,500 individuals who are even eligible. Being in today’s elite group means an individual is truly among the greatest to have ever played the game, and we look forward to announcing the 2022 College Football Hall of Fame Class early next year.”

Garten was a two-time first-team All-American, consensus as a junior in 1989 and unanimous as a team captain and senior in 1990, when he finished as the runner-up for the Outland Trophy. He was a member of CU’s Big Eight champion teams both years and the ‘90 consensus national championship team. The Buffaloes were 22-2-1 those two years, rising to No. 1 in the national polls late in both seasons.

Hudson, who played both safety and cornerback during his CU career, was a consensus first-team All-American as a senior in 1994, when he also won the Jim Thorpe Award as the nation’s top defensive back. He is one of six Buffaloes in history to earn first-team All-Conference honors three times, at corner as a sophomore and senior and at free safety his junior year. He had 141 career tackles with 15 interceptions – second-most in CU annals – and 20 passes broken up. He helped CU to an 11-1 mark his last season despite playing the bulk of the year with a turf toe injury.

Salaam, CU’s only Heisman Trophy winner, passed away on Dec. 5, 2016, became the fourth player to rush for 2,000 yards in a season at the time when he rambled for 2,055 yards in 1994. He also claimed the Doak Walker Award as the nation’s top running back, the Walter Camp Trophy for the national player of the year and was a unanimous first-team All-American and first-team All-Big Eight, also selected the conference’s offensive player of the year.

Other Buffaloes on the district ballot include **Eric Bieniemy** (tailback, 1987-90), **Deon Figures** (cornerback, 1988-92) and **Matt Russell** (linebacker, 1993-96). Bieniemy has previously advanced to the national ballot, but since he is an active coach in the NFL, he isn’t eligible for selection until his coaching days are complete.

The 2020 and 2021 classes will be inducted this Dec. 7 in Las Vegas. CU’s **Michael Westbrook** is a member of the 2020 class, and he will become the eighth Buffalo player to be enshrined, along with one coach, Bill McCartney. Westbrook will be honored with an on-field celebration by the NFF on Oct. 2 when CU hosts Southern California.

Previous CU players inducted include **Byron White**, **Joe Romig**, **Bobby Anderson**, **Dick Anderson**, **Alfred Williams**, **John Wooten** and **Herb Orvis**, along with one head coach, **Bill McCartney**.

**CU ANNOUNCES FUTURE FOOTBALL GAMES & SERIES**

Colorado announced on July 8 that it has added four football opponents – for a total of seven games – to its future football schedules. **Wyoming** filled a vacancy in 2025 that was created when a previously scheduled game against Missouri was moved to 2031, as the Tigers needed dates to rekindle their rivalry with Kansas. Three home-and-home series were revealed, with **Southern Methodist** (2030, 2031), **North Texas** (2032, 2033) and **Oklahoma State** (2036, 2037).

2022

S 3	TCU	BOULDER
S 10	at Air Force	Colorado Springs
S 17	at Minnesota	Minneapolis
PAC-12 HOME (5): ARIZONA STATE-CALIFORNIA-OREGON-UCLA-UTAH		
PAC-12 ROAD (4): ARIZONA-OREGON STATE-USC-WASHINGTON		

2023

S 2	at TCU	Fort Worth
S 9	NEBRASKA	BOULDER
S 16	COLORADO STATE	BOULDER
PAC-12 HOME (4): ARIZONA-OREGON STATE-STANFORD-USC		
PAC-12 ROAD (5): ARIZONA STATE-OREGON-UCLA-UTAH-WASH. ST.		

2024

A 31	NORTH DAKOTA STATE	BOULDER
S 7	at Nebraska	Lincoln
S 14	at Colorado State	Fort Collins
PAC-12 HOME (5): ARIZONA STATE-OREGON-UCLA-UTAH-WASH. ST.		
PAC-12 ROAD (4): ARIZONA-OREGON STATE-STANFORD-USC		

2025

A 30	GEORGIA TECH	BOULDER
S 6	at Houston	Houston
S 20	*WYOMING	BOULDER
PAC-12 ROAD (5): ARIZONA STATE-CALIFORNIA-UCLA-UTAH-WASH. ST.		

2026

S 5	at Georgia Tech	Atlanta
S 12	HOUSTON	BOULDER
S 19	at Northwestern	Evanston
PAC-12 HOME (5): ARIZONA STATE-CALIFORNIA-UCLA-UTAH-WASH. ST.		
PAC-12 ROAD (4): ARIZONA-OREGON STATE-USC-WASHINGTON		

2027

S 4	COLGATE	BOULDER
S 11	NORTHWESTERN	BOULDER
S 18	KANSAS STATE	BOULDER

2028

S 2	MASSACHUSETTS	BOULDER
S 9	at Florida	Gainesville
S 16	at Kansas State	Manhattan

2029

S 1	TBA	
S 8	FLORIDA	BOULDER
S 15	at Colorado State	Fort Collins

With the Buffaloes annually recruiting in Texas, head coach **Karl Dorrell** felt it was important to have more of a presence in the state when it came to scheduling games. The Buffaloes already had trips to TCU (in 2023) and Houston (in 2025) on their future gridiron schedules. CU's future schedules are essentially now complete through 2031, with the exception of one game needed in both 2029 and 2031:

2030

A 31	SMU	BOULDER
S 7	at Missouri	Columbia
S 14	COLORADO STATE	BOULDER

2031

A 30	MISSOURI	BOULDER
S 6	at SMU	Dallas
S 13	TBA	

2032

S 4	NORTH TEXAS	BOULDER
S 11	TBA	
S 18	TBA	

2033

S 3	at North Texas	Denton
S 10	TBA	
S 17	COLORADO STATE	BOULDER

2034

S 2	TBA	
S 9	TBA	
S 16	at Colorado State	Fort Collins

2035

S 1	TBA	
S 8	TBA	
S 15	TBA	

2036

A 30	TBA	
S 6	TBA	
S 13	at Oklahoma State	Stillwater

2037

S 5	TBA	
S 12	OKLAHOMA STATE	BOULDER
S 19	COLORADO STATE	BOULDER

2038

S 4	TBA	
S 11	at Colorado State	Fort Collins
S 18	TBA	

PAC-12, BIG TEN & ACC ANNOUNCE ALLIANCE

On August 24, the commissioners of the Pac-12, Big Ten and Atlantic Coast conferences held a joint press conference announcing an alliance between the three. Many particulars have yet to be figured out, but they did announce crossover scheduling between the three in football and men's and women's basketball (the conferences will work on scheduling games, not the individual schools, which number 41 in all (Notre Dame comes under the ACC umbrella and will be included in all except football). The three conferences remain competitors in every sense but are committed to collaborating and providing thought leadership on various opportunities and challenges facing college athletics, including: student-athlete mental and physical health, safety, wellness and support; strong academic experience and support; diversity, equity and inclusion; Social justice; Gender equity; future structure of the NCAA; federal legislative efforts and postseason championships and future formats.

**PRESEASON ALL-AMERICAN**

ILB NATE LANDMAN (second-team: *Phil Steele's College Football*; Pick Six Previews; **third-team:** *Athlon, Krause College Football Preview*)
OLB CARSON WELLS (second-team: *College Football America*)

PRESEASON ALL-PAC-12 CONFERENCE

CB MEKHI BLACKMON (first-team: *Pro Football Focus*; second-team: *Pac-12 Media*)
TB JAREK BROUSSARD (first-team: *Athlon, Lindy's College Football, Pac-12 Media, Phil Steele's College Football, Krause College Football Preview*)
OT FRANK FILLIP (fourth-team: *Athlon*)
ILB NATE LANDMAN (first-team: *Athlon, Lindy's College Football, Pac-12 Media, Phil Steele's College Football, Krause College Football Preview*)
DE TERRANCE LANG (second-team: *Pac-12 Media, Phil Steele's College Football, Krause College Football Preview*; **third-team:** *Athlon, Lindy's College Football*)
S ISAAH LEWIS (first-team: *Pro Football Focus*; **third-team:** *Lindy's College Football, Krause College Football Preview*; **fourth-team:** *Athlon*; honorable mention: *Pac-12 Media*)
C COLBY PURSELL (fourth-team: *Athlon*)
OG CASEY RODDICK (third-team: *Krause College Football Preview*)
TE BRADY RUSSELL (fourth-team: *Athlon*)
WR LA'VONTAE SHENAULT (fourth-team: *Phil Steele's College Football*)
WR DIMITRI STANLEY (second-team: *Athlon at PR*; **third-team:** *Lindy's College Football at AP*; **fourth-team:** *Athlon; Phil Steele's College Football at PR*; honorable mention: *Pac-12 Media*)
OLB CARSON WELLS (second-team: *Athlon, Lindy's College Football; Phil Steele's College Football*; honorable mention: *Pac-12 Media*)

BUFFALOES ON NATIONAL AWARD LISTS*(Watch Lists/Official Nominations)*

Chuck Bednarik Award (top defensive player): **ILB Nate Landman** (one of 90 players on official watch list)
College Football Performance Award (national performer of the year): **TB Jarek Broussard** (one of 42 players on official watch list)
Dick Butkus Award (top linebacker): **ILB Nate Landman** (one of 51 players on official watch list)
Earl Campbell Tyler Rose Award (outstanding offensive player with ties to state of Texas): **TB Jarek Broussard & Alex Fontenot** (two of 53 on official watch list)
Lott IMPACT Trophy (for Integrity, Maturity, Performance, Academics, Community and Tenacity): **ILB Nate Landman** (one of 42 on official watch list)
Mayo Clinic Comeback Player of the Year: **TB Alex Fontenot** (CU's official nomination)
Bronko Nagurski Trophy (top defensive player): **ILB Nate Landman** (one of 90 players on official watch list)
Rimington Award (nation's top center): **C Colby Pursell** (CU's official nomination)
Senior Bowl (all-star game): **CB Mekhi Blackmon, ILB Nate Landman, TE Brady Russell, OLB Carson Wells** (on official watch list)
Doak Walker Award (nation's top running back): **TB Jarek Broussard & TB Alex Fontenot** (two of 83 players on official watch list)
Danny Wuerffel Award (community service): **ILB Nate Landman** (one of 93 on official watch list)

NATIONAL TOP 100 PLAYER RATINGS

Defensive Ends: Terrance Lang (No. 47, *Phil Steele's College Football*)
Inside Linebackers: Nate Landman (No. 8, *Phil Steele's College Football*; No. 9, *Lindy's College Football*)
Offensive Guards: Casey Roddick (No. 49, *Phil Steele's College Football*)
Offensive Tackles: Frank Fillip (No. 51, *Phil Steele's College Football*)
Outside Linebackers: Carson Wells (No. 63, *Phil Steele's College Football*)
Punt Returners: Dimitri Stanley (No. 23, *Phil Steele's College Football*)
Running Backs: Jarek Broussard (No. 7, *Lindy's College Football*; No. 8, *Phil Steele's College Football*)
Strong Safeties: Isaiah Lewis (No. 32, *Phil Steele's College Football*)

NATIONAL UNIT RATINGS

Linebackers: No. 7 (*Phil Steele's College Football*)
Offensive Line: No. 44 (*Phil Steele's College Football*)

Running Backs: No. 20 (*Phil Steele's College Football*)

PRESEASON TEAM RATINGS

Publication	National P-12 South		Publication	National P-12 South		Publication	National P-12 South	
CollegeFootballPoll.com	No. 23	5th	Athlon Sports	No. 62	5th	Last Word	5th
McIllece Sports	No. 38	5th	ESPN Power Index	*No. 62	5th	Pac-12 Summer Media Poll	5th
Lindy's Pac-12 Football	No. 43	4th	TeamRankings.com	No. 64	5th	Pick Six Previews	5th
collegefootballnews.com	No. 46	5th	CFP Model by Dunham	No. 65	5th	Sporting News	5th
The Kickoff	No. 48	5th	CFB Professor	t-4th	Associated Press	NR	...
Versus Sports Simulator	No. 50	5th	Pro Football Focus	4th	USA Today/Coaches Poll	NR	...
Krause Preseason Magazine	No. 53	5th	The Athletic	5th	FWAA-NFF Preseason Top 16	NR	...
CBSports.com	No. 54	5th	Autumn 11	5th	*—power ranking.		
Phil Steele's College Football	*No. 58	5th	DRatings.com	5th			



A note about CU's depth: in-season, charts *reflect* change and generally do not announce it unless there are long-term injuries.

OFFENSE

(Multiple)

WIDE RECEIVER (X)

- 6 Daniel Arias, 6-4, 210, Jr.-2***
 80 Ty Robinson, 6-3, 185, Fr.*
 (5 La Vontae Shenault, 6-2, 190, Fr.-3***--*susp.*)

WIDE RECEIVER (Z)

- 2 Brenden Rice, 6-3, 205, Fr.-2*
 15 Montana Lemonious-Craig, 6-2, 185, Fr.-2*
 3 Chase Penry, 6-1, 185, Fr.

WIDE RECEIVER (F, Slot)

- 14 Dimitri Stanley, 6-0, 195, Soph.-2***
 3 Chase Penry, 6-1, 185, Fr.
 (10 Jaylon Jackson, 5-10, 170, Jr.-2***--*injured*)

LEFT TACKLE

- 60 Jake Wiley, 6-6, 310, Fr.-3*
 (72 Max Wray, 6-7, 285, Soph.-3***--*injured*)

LEFT GUARD

- 58 Kary Kutsch, 6-5, 310, Sr.-2***
 52 Joshua Jynes, 6-3, 310, Soph.-2**

CENTER

- 65 Colby Pursell, 6-4, 300, Jr.-2***
 64 Austin Johnson, 6-4, 300, Fr.-3*
 75 Carson Lee, 6-3, 325, Fr.-2*

RIGHT GUARD

- 70 Casey Roddick, 6-4, 325, Soph.-2** **OR**
 54 Kanan Ray, 6-4, 295, Soph.-2**

RIGHT TACKLE

- 76 Frank Fillip, 6-7, 295, Soph.-3***
 74 Chance Lytle, 6-7, 340, Jr.-2***
 69 Gerad Christian-Lichtenhan, 6-10, 335, Fr.-RS

TIGHT END

- 38 Brady Russell, 6-3, 250, Jr.-2***
 21 Alec Pell, 6-4, 235, Fr.-3**
 84 Matt Lynch, 6-5, 240, Gr.-2*
 18 Caleb Fauria, 6-5, 230, Fr.-RS

QUARTERBACK

- 12 Brendon Lewis, 6-3, 210, Fr.-2*
 9 Drew Carter, 6-3, 195, Fr.
 16 Jordan Woolverton, 6-2, 195, Fr.

TAILBACK

- 23 Jarek Broussard, 5-9, 185, Soph.-2*
 8 Alex Fontenot, 6-0, 205, Jr.-2**
 0 Ashaad Clayton, 6-0, 200, Fr.-2*
 20 Deion Smith, 6-0, 190, Soph.-2*
 33 Jayle Stacks, 5-11, 230, Fr.-2*

DEFENSE

(4-3 base)

DEFENSIVE END

- 54 Terrance Lang, 6-7, 285, Jr.-2***
 13 Justin Jackson, 6-2, 270, Jr.-2*
 17 Blayne Toll, 6-6, 245, Fr.-2

DEFENSIVE TACKLE

- 91 Na'im Rodman, 6-2, 305, Soph.-2**
 90 Jayden Simon, 6-3, 305, Fr.-3

NOSE TACKLE

- 99 Jalen Sami, 6-6, 325, Soph.-2**
 94 Janaz Jordan, 6-4, 325, Jr.-2**

DEFENSIVE END

- 26 Carson Wells, 6-4, 245, Jr.-2***
 1 Guy Thomas, 6-4, 235, Jr.-2*
 33 Joshka Gustav, 6-3, 235, Fr.-3** **OR**
 4 Jamar Montgomery, 6-2, 245, Jr.-3**

INSIDE LINEBACKER (Sam)

- 15 Jack Lamb, 6-4, 220, Gr.
 7 Marvin Ham II, 6-1, 225, Fr.-3**

INSIDE LINEBACKER (Mike)

- 53 Nate Landman, 6-3, 235, Sr.-2****
 34 Zephaniah Maea, 6-1, 235, Fr.
 31 Jonathan Van Diest, 6-1, 230, Jr.-2***

INSIDE LINEBACKER (Will)

- 12 Quinn Perry, 6-2, 245, Jr.-3**
 20 Robert Barnes, 6-2, 230, Gr.

LEFT CORNERBACK

- 6 Mekhi Blackmon, 6-0, 175, Jr.-3***
 27 Nigel Bethel, 6-0, 170, Soph.-2*
 21 Kaylin Moore, 5-10, 180, Fr.

FREE SAFETY

- 5 Mark Perry, 6-0, 200, Soph.-2**
 30 Curtis Appleton, 6-1, 190, Jr.-2**
 41 Anthony Lyle, 6-0, 190, Jr.-2*

STRONG SAFETY

- 23 Isaiah Lewis, 6-0, 205, Jr.-2***
 42 Trevor Woods, 6-1, 195, Fr.
 32 Ray Robinson, 6-2, 210, Soph.-2**

RIGHT CORNERBACK

- 3 Christian Gonzalez, 6-2, 200, Fr.-2*
 25 Nikko Reed, 5-10, 165, Fr.
 28 Tyrin Taylor, 6-2, 175, Fr.

SPECIALISTS

PUNTER

- 89 Josh Watts, 6-4, 200, Jr.-2*
 45 Noah Hubbard, 6-3, 170, Fr.

PLACEKICKER / KICKOFF

- 36 Cole Becker, 6-3, 220, Fr. (KO#1)
 43 Evan Price, 6-1, 180, Soph.-2***
 37 Mac Willis, 6-3, 190, Fr.-3* (KO#2)

PUNT RETURN

- 14 Dimitri Stanley, 6-0, 195, Soph.-2***
 25 Nikko Reed, 5-10, 165, Fr.

KICKOFF RETURN

- 2 Brenden Rice, 6-3, 205, Fr.-2*
 20 Deion Smith, 6-0, 190, Soph.-2*

HOLDER

- 89 Josh Watts, 6-4, 210, Jr.-2*
 84 Matt Lynch, 6-5, 245, Gr.-2*

SNAPPER (Short & Long)

- 87 Derek Bedell, 6-3, 230, Fr.-3*
 57 Cameron Warchuck, 6-0, 235, Fr.

INJURED (Out For Extended Time)

- 13 ★ Maurice Bell, WR, 6-0, 180, Jr.-2***
 18 ★ Jeremiah Doss, DT, 6-4, 265, Sr.-2**
 0 ★ Chris Miller, S/OLB, 6-0, 190, Jr.-2**
 7 ★ J.T. Shrout, QB, 6-3, 215, Soph.
 ★—out for 2021 season.

(N)—nickel back.

OR—indicates those listed are considered even (co-first/second/third team status).

ITALICS—Players listed in *italics* left a previous game with an injury; game status ranges from probable to day-to-day to questionable.

(Heights and weights as of August 4, 2021)

*—number of letters earned through 2020;
CAPTAINS: to be selected game-by-game.



COLORADO FOOTBALL / ALPHABETICAL ROSTER

(September 20 a.m.)

NOTE: ALL PLAYERS WHO WERE ON CU's 2020 ROSTER HAVE CLASS ELIGIBILITY LISTED AS THE SAME PER NCAA COVID-19 EXCEPTION (updated with -2 or -3, e.g.: Fr.-2, So.-2)

No.	Player	Pos.	Ht.	Wt.	Class	Exp.	Hometown (High School/Previous College)	Status
68	AMAYA, Edgar	OL	6- 2	320	Fr.	HS	Russellville, Ala. (Russellville)	S 5/4
56	ANDERSON, Jackson	OL	6- 4	300	Fr.	HS	Mineola, Texas (Mineola)	S 5/4
30	APPLETON II, Curtis	S	6- 1	190	Jr.-2	2L	Englewood, Colo. (Cherry Creek/Washburn)	S 2/2
6	ARIAS, Daniel	WR	6- 4	210	Jr.-2	3L	Mill Creek, Wash. (Henry M. Jackson)	S 2/2
20	BARNES, Robert	ILB	6- 2	230	Gr.	TR	Southlake, Texas (Carroll/Oklahoma)	S 2/2
97	BAUGH, Allan	DL	6- 2	270	Fr.	HS	Fort Lauderdale, Fla. (St. Thomas Aquinas)	S 5/4
36	BECKER, Cole	PK	6- 3	220	Fr.	HS	Roseville, Calif. (Rocklin)	S 5/4
87	BEDELL, Derek	SN	6- 3	230	Fr.-2	1L	Bellflower, Calif. (St. John Bosco)	WO 4/4
27	BETHEL, Nigel Jr.	CB	6- 0	170	So.-2	1L	Miami, Fla. (Northwestern/Miami-Fla.)	S 3/3
6	BLACKMON, Mekhi	CB	6- 0	175	Jr.-3	3L	East Palo Alto, Calif. (Menlo-Atherton/College of San Mateo)	S 2/2
23	BROUSSARD, Jarek	TB	5- 9	185	So.-2	1L	Dallas, Texas (Bishop Lynch)	S 3/3
81	CARPENTER, Chris	WR	6- 1	165	Fr.-2	1L	Jacksonville, Texas (Jacksonville)	S 4/4
9	CARTER, Drew	QB	6- 3	195	Fr.	HS	Tigard, Ore. (Tigard)	S 5/4
69	CHRISTIAN-LICHTENHAN, Gerad	OL	6-10	335	Fr.	RS	Davis, Calif. (Davis)	S 5/4
0	CLAYTON, Ashaad	TB	6- 0	200	Fr.-2	1L	New Orleans, La. (Warren Easton)	S 5/4
39	DAHLKE, Austin	DB	6- 1	190	Fr.	HS	Edgar, Wis. (Edgar)	WO 5/4
28	DAVIS, Joe	TB	5-11	195	So.-2	2L	Littleton, Colo. (Valor Christian)	S 3/3
57	DEITCHMAN, John	OL	6- 0	265	So.-2	VR	Alamo, Calif. (De La Salle)	WO 3/3
46	DEITCHMAN, Tommy	LB	6- 1	200	Fr.	HS	Alamo, Calif. (De La Salle)	WO 5/4
79	DEMPSEY, Camden	OL	6- 2	275	Fr.	HS	Lakewood, Colo. (Lakewood)	WO 5/4
38	DUBAR, Steele	S	6- 2	195	So.	VR	Huntington Beach, Calif. (Mater Dei)	WO 3/3
18	FAURIA, Caleb	TE	6- 5	230	Fr.	RS	Attleboro, Mass. (Bishop Feehan)	S 5/4
53	FENSKE, Noah	OL	6- 5	305	Fr.-2	TR	New Hampton, Iowa (New Hampton/Iowa)	S 4/4
76	FILLIP, Frank	OL	6- 7	295	So.-3	3L	Houston, Texas (Clear Lake)	S 3/3
22	FINNESETH, Ben	WR	6- 1	185	Fr.	HS	Durango, Colo. (Durango)	WO 5/4
8	FONTENOT, Alex	TB	6- 0	205	Jr.-2	2L	Richmond, Texas (George Ranch)	S 2/2
3	GONZALEZ, Christian	CB	6- 2	200	Fr.-2	1L	The Colony, Texas (The Colony)	S 5/4
44	GRANT, Devin	OLB	6- 3	240	Fr.-2	1L	San Antonio, Texas (Antonian Prep)	S 5/4
33	GUSTAV, Joshka	OLB	6- 3	235	Fr.-3	2L	Cherry Valley, Calif. (Aquinas)	S 4/4
7	HAM II, Marvin	ILB	6- 1	225	Fr.-3	2L	Belleville, Mich. (Belleville)	S 4/4
29	HARPER, Isaiah	TB	5-10	175	Fr.	HS	Pearland, Texas (Shadow Creek)	WO 5/4
83	HARRISON, Michael	WR	6- 3	200	Fr.-2	RS	San Francisco, Calif. (St. Ignatius College Prep)	WO 5/4
25	HESTERA, Jack	WR	6- 0	175	Fr.	HS	Cedar Park, Texas (Cedar Park)	WO 5/4
45	HUBBARD, Noah	P	6- 3	170	Fr.	HS	Louisville, Colo. (Monarch)	WO 5/4
10	JACKSON, Jaylon	WR	5-10	170	Jr.-2	3L	Cedar Hill, Texas (Cedar Hill)	S 2/2
13	JACKSON, Justin	DL	6- 2	270	Jr.-2	1L	Olive Branch, Miss. (Center Hill/Northwest Mississippi CC)	S 3/2
64	JOHNSON, Austin	OL	6- 4	300	Fr.-3	1L	Highlands Ranch, Colo. (Highlands Ranch)	S 4/4
94	JORDAN, Janaz	DL	6- 4	325	Jr.-2	2L	Hampton, Va. (Bethel/Hinds Community College)	S 2/2
52	JYNES, Joshua	OL	6- 3	310	So.-2	2L	Cedar Hill, Texas (DeSoto)	S 3/3
58	KUTSCH, Kary	OL	6- 5	310	Sr.-2	3L	Redding, Calif. (Shasta/Butte College)	S 2/1
15	LAMB, Jack	ILB	6- 4	220	Gr.	TR	Temecula, Calif. (Great Oak/Notre Dame)	S 2/2
53	LANDMAN, Nate	ILB	6- 3	235	Sr.-2	4L	Danville, Calif. (Monte Vista)	S 2/1
54	LANG, Terrance	DL	6- 7	285	Jr.-2	3L	Pomona, Calif. (Maranatha)	S 2/2
75	LEE, Carson	OL	6- 3	325	Fr.-2	1L	Greenwood Village, Colo. (Cherry Creek)	S 5/4
15	LEMONIOUS-CRAIG, Montana	WR	6- 2	185	Fr.-2	1L	Inglewood, Calif. (Inglewood)	S 5/4
12	LEWIS, Brendon	QB	6- 2	215	Fr.-2	1L	Melissa, Texas (Melissa)	S 5/4
23	LEWIS, Isaiah	S	6- 0	205	Jr.-2	3L	Granite Bay, Calif. (Granite Bay)	S 2/2
41	LYLE, Anthony	S	6- 0	195	Jr.-2	1L	Lafayette, Colo. (Legacy/Eastern Michigan)	WO 2/2
84	LYNCH, Matt	TE	6- 5	240	Gr.-2	1L	Broomfield, Colo. (Legacy/UCLA)	S 1/1
74	LYTLE, Chance	OL	6- 7	340	Jr.-2	3L	San Antonio, Texas (Churchill)	S 2/2
49	MACIAS, Geno	ILB	6- 1	195	Fr.	TR	Aurora, Colo. (Regis/Air Force)	WO 4/4
56	MADDOX, Mason	DL	6- 3	265	Fr.	HS	Aurora, Colo. (Cherokee Trail)	WO 5/4
34	MAEA, Zephaniah	ILB	6- 1	235	Fr.	HS	Las Vegas, Nev. (Liberty)	S 5/4
48	MAGALEI, Zion	OLB	6- 2	205	Fr.	HS	Chandler, Ariz. (Chandler)	S 5/4
98	MAGRI, Nico	TE	6- 3	260	Jr.-2	3L	Lafayette, Colo., (Monarch)	WO 2/2
95	MARTIN, Tyas	DL	6- 4	345	Fr.	HS	Helena, Ark. (Jacksonville)	S 5/4
0	MILLER, Chris	S	6- 0	190	Jr.-2	3L	Denton, Texas (Denton)	S 2/2
88	MILLER III, Keith	WR	6- 5	210	Fr.	RS	The Colony, Texas (The Colony)	S 5/4
4	MONTGOMERY, Jamar	OLB	6- 2	245	Jr.-3	2L	Birmingham, Ala. (Parker/Independence Community College)	S 2/2
21	MOORE, Kaylin	CB	5-10	180	Fr.	HS	Westlake Village, Calif. (Oaks Christian)	S 5/4
17	MOTT III, James	QB	6- 0	195	Fr.-3	TR	Laguna Beach, Calif. (St. Margaret's Episcopal/Univ. of Chicago)	WO 4/4
92	MURRAY, Lloyd Jr.	DL	6- 2	300	Fr.-3	2L	Wichita Falls, Texas (Hirschi)	S 4/4
51	NOTARAINNI, Thomas	ILB	6- 3	205	Fr.	HS	San Diego, Calif. (Cathedral Catholic)	WO 5/4
44	OFFERDAHL, Charlie	TB	5-11	185	Fr.	HS	Littleton, Colo. (Dakota Ridge)	WO 5/4

-continued-



Colorado Alphabetical Roster, continued...

No.	Player	Pos.	Ht.	Wt.	Class	Exp.	Hometown (High School/Previous College)	Status
87	OLSEN, Erik	TE	6- 5	240	Fr.	HS	Littleton, Colo. (Heritage)	S 5/4
37	ORTEGA III, Trey	CB	6- 0	185	Fr.	RS	Broomfield, Colo. (Broomfield)	WO 5/4
89	PASSARELLO, Louis	TE	6- 5	245	Fr.	RS	Palo Alto, Calif. (Palo Alto)	S 5/4
21	PELL, Alec	TE	6- 4	235	Fr.-3	2L	Englewood, Colo. (Cherry Creek)	S 4/4
3	PENRY, Chase	WR	6- 1	185	Fr.	HS	Greenwood Village, Colo. (Cherry Creek)	S 5/4
5	PERRY, Mark	S	6- 0	200	So.-2	2L	Rancho Cucamonga, Calif. (Rancho Cucamonga)	S 3/3
12	PERRY, Quinn	ILB	6- 2	245	Jr.-3	2L	Marina Del Rey, Calif. (Palisades/El Camino)	S 2/2
22	PITTMAN, Toren	S	6- 4	190	Fr.-2	1L	Frisco, Texas (Lone Star)	S 5/4
85	POPLAWSKI, Jared	TE	6- 4	240	Jr.-2	1L	Scottsdale, Ariz. (Saguaro)	S 2/2
43	PRICE, Evan	PK	6- 1	180	So.-2	3L	Evergreen, Colo. (Evergreen)	WO 3/3
65	PURSELL, Colby	OL	6- 4	300	Jr.-2	3L	Valencia, Calif. (Hart)	S 2/2
54	RAY, Kanan	OL	6- 4	295	So.-2	2L	Chatsworth, Calif. (Sierra Canyon/UCLA)	S 3/3
25	REED, Nikko	CB	5-10	165	Fr.	HS	Oakland, Calif. (Moreau Catholic)	S 5/4
73	REZNIK, Ben	OL	6- 6	290	Fr.	HS	Deerfield, Ill. (Deerfield)	WO 5/4
2	RICE, Brenden	WR	6- 3	205	Fr.-2	1L	Chandler, Ariz. (Hamilton)	S 5/4
32	ROBINSON, Ray	S	6- 2	210	So.-2	2L	Highlands Ranch, Colo. (Highlands Ranch)	S 3/3
80	ROBINSON, Ty	WR	6- 3	185	Fr.	HS	Aurora, Colo. (Eaglecrest)	S 5/4
70	RODDICK, Casey	OL	6- 4	325	So.-2	2L	Ventura, Calif. (St. Bonaventure)	S 3/3
91	RODMAN, Na'im	DL	6- 2	305	So.-2	2L	Lakewood, Calif. (St. John Bosco)	S 4/3
38	RUSSELL, Brady	TE	6- 3	250	Jr.-2	3L	Fort Collins, Colo. (Fossil Ridge)	S 2/2
99	SAMI, Jalen	DL	6- 6	325	So.-2	2L	Colorado Springs, Colo. (Vista Ridge)	S 3/3
86	SCHMANSKI, C.J.	TE	6- 3	245	So.-2	1L	Louisville, Colo. (Monarch)	WO 3/3
51	SEAVALL, Jack	OL	6- 7	280	Fr.	RS	Centennial, Colo. (Arapahoe)	WO 5/4
5	SHENAUT, La'Vontae	WR	6- 2	190	Fr.-3	2L	DeSoto, Texas (DeSoto)	S 4/4
90	SIMON, Jayden	DL	6- 3	305	Fr.-3	VR	Tacoma, Wash. (Lincoln)	S 4/4
82	SMITH, Austin	TE	6- 5	225	Fr.	HS	Elmaton, Texas (Tidehaven)	S 5/4
20	SMITH, Deion	TB	6- 0	190	So.-2	1L	Houston, Texas (Second Baptist)	S 3/3
33	STACKS, Jayle	TB	5-11	230	Fr.-2	1L	Aurora, Colo. (Cherry Creek)	S 5/4
14	STANLEY, Dimitri	WR	6- 0	195	So.-2	3L	Aurora, Colo. (Cherry Creek)	S 3/3
29	STEWART, Syre	DB	5- 9	170	Fr.	HS	Atlanta, Ga. (North Atlanta)	WO 5/4
50	SURPRENANT, Katin	OLB	6- 2	225	Fr.	HS	Upland, Calif. (Upland)	WO 5/4
28	TAYLOR, Tyrin	CB	6- 2	175	Fr.	HS	Huntersville, N.C. (William A. Hough)	S 5/4
1	THOMAS, Guy	OLB	6- 4	235	Jr.-2	1L	Miami, Fla. (Booker T. Washington/Nebraska/Coahoma CC)	S 2/2
17	TOLL, Blayne	DE	6- 6	245	Fr.-2	TR	Hazen, Ark. (Hazen/Arkansas)	S 5/4
96	TURNBULL, Kanaan	DL	6- 4	250	So.	TR	Loveland, Colo. (Thompson Valley/Independence CC)	WO 3/3
31	VAN DIEST, Jonathan	ILB	6- 1	230	Jr.-2	3L	Louisville, Colo. (Cherry Creek)	S 2/2
39	WAGNER, Noah	TB	6- 4	220	Fr.	HS	Conifer, Colo. (Conifer)	WO 5/4
57	WARCHUCK, Cameron	SN	6- 0	235	Fr.	HS	Norco, Calif. (Norco)	WO 5/4
89	WATTS, Josh	P	6- 4	210	Jr.-2	1L	Hobart, Tasmania AUSTRALIA (Guilford Young/Deakin University)	S 2/2
55	WEIHER, Blake	DL	6- 4	245	Fr.	HS	Aurora, Colo. (Cherokee Trail)	WO 5/4
26	WELLS, Carson	OLB	6- 4	245	Jr.-2	3L	Bushnell, Fla. (South Sumter)	S 2/2
60	WILEY, Jake	OL	6- 6	310	Fr.-3	1L	Centennial, Colo. (Eaglecrest)	S 4/4
58	WILLIAMS, Alvin	ILB	6- 3	230	Fr.-2	1L	Ellenwood, Ga. (Cedar Grove)	S 5/4
35	WILLIAMS, Mister	ILB	6- 0	245	Fr.-2	1L	Westlake Village, Calif. (Oaks Christian)	S 5/4
93	WILLIAMS, Ryan	DL	6- 3	280	Fr.	HS	Pearland, Texas (Shadow Creek)	S 5/4
37	WILLIS, Daniel "Mac"	PK	6- 3	190	Fr.-3	1L	Centennial, Colo. (Cherry Creek)	WO 4/4
42	WOODS, Trevor	S	6- 1	195	Fr.	HS	Katy, Texas (James E. Taylor)	S 5/4
16	WOOLVERTON, Jordan	QB	6- 2	195	Fr.	HS	Durango, Colo. (Durango)	WO 5/4
72	WRAY, Max	OL	6- 7	285	So.-3	TR	Franklin, Tenn. (Franklin/Ohio State)	S 3/3

Heights and weights recorded as of August 4, 2021. **EXPERIENCE KEY:** #L—indicates number of letters earned through 2020; HS—high school; JC—junior college transfer; RS—freshman redshirt in 2020; TR—transfer; VR—varsity reserve performer.

STATUS KEY: S—scholarship, WO—walk-on; #/#—clock at start of 2021 season, i.e., 2/1: two years to play one in eligibility. **COVID:** Eligibility calculations for all players regained their year of eligibility for the 2020 season; -2 indicates second (class) year, -3 indicates third (class) year.

Inactive Roster Players [Injured (out for extended time)/Ineligible/Etc.]

No.	Player	Pos.	Ht.	Wt.	Class	Exp.	Hometown (High School/Previous College)	Reason	Status
13	BELL, Maurice	WR	6- 0	180	Jr.-2	3L	Murrieta, Calif. (Murrieta Valley)	Injured (Achilles)	S 2/2
18	DOSS, Jeremiah	DL	6- 4	265	Sr.-2	2L	Jackson, Miss. (Northwest Rankin/Hinds CC)	Injured (knee)	S 1/1
	JOHNSON, Mustafa	DL	6- 2	280	Sr.-2	3L	Turlock, Calif. (Turlock/Modesto JC)	Seeking Eligibility Waiver	S 1/1
0	MILLER, Chris	S	6- 0	190	Jr.-2	3L	Denton, Texas (Denton)	Injured (knee)	S 2/2
7	SHROUT, J.T.	QB	6- 3	215	So.	TR	Santa Clarita, Calif. (Hart Central/Tennessee)	Injured (knee)	S 3/3
2	STRIKER, Jaylen	CB	6- 3	200	So.-2	1L	Tampa, Fla. (Jefferson/Independence CC)	Injured	S 3/3

2021 COACHING STAFF: Head Coach: Karl Dorrell (2nd season at Colorado, 7th overall). Assistant Coaches: Darrin Chiaverini (OC/WR), Chris Wilson (DC/DL), Danny Langsdorf (PGC/QB), Brett Maxie (DPGC/S), Bryan Cook (TE), Darian Hagan (RB), Demetrice Martin (CB), Brian Michalowski (OLB), Mitch Rodrigue (OL), Mark Smith (ILB), Shannon Turley (S&C). Grad Assistants: Connor Boyd (D), Jason Grossman (O), Kyre Hawkins (D), Donovan Williams (O). Quality Control: Matt Butterfield (O), Reggie Moore (O), Chris Reinert (ST), Jeff Smart (D). Defensive Blitz/Offensive Front Specialist: William Vlachos. CAPTAINS: TBD.



Colorado Numerical Roster (*active players; as of September 20 a.m.*):

No. Player	Pos.	No. Player	Pos.	No. Player	Pos.	No. Player	Pos.
0 CLAYTON, Ashaad	TB	22 FINNESETH, Ben	WR	45 HUBBARD, Noah	P	79 DEMPSEY, Camden	OL
1 THOMAS, Guy	OLB	23 BROUSSARD, Jarek	TB	46 DEITCHMAN, Tommy	LB	80 ROBINSON, Ty	WR
2 RICE, Brenden	WR	23 LEWIS, Isaiah	S	48 MAGALEI, Zion	OLB	81 CARPENTER, Chris	WR
3 GONZALEZ, Christian	CB	25 REED, Nikko	CB	49 MACIAS, Geno	ILB	82 SMITH, Austin	TE
3 PENRY, Chase	WR	25 HESTERA, Jack	WR	50 SURPRENANT, Katin	OLB	83 HARRISON, Michael	WR
4 MONTGOMERY, Jamar	OLB	26 WELLS, Carson	OLB	51 NOTARAINNI, Thomas	ILB	84 LYNCH, Matt	TE
5 PERRY, Mark	S	27 BETHEL, Nigel Jr.	CB	51 SEAVALL, Jack	OL	85 POPLAWSKI, Jared	TE
5 SHENAULT, La'Vontae	WR	28 DAVIS, Joe	TB	52 JYNES, Joshua	OL	86 SCHMANSKI, C.J.	TE
6 ARIAS, Daniel	WR	28 TAYLOR, Tyrin	CB	53 LANDMAN, Nate	ILB	87 BEDELL, Derek	SN
6 BLACKMON, Mekhi	CB	29 HARPER, Isaiah	TB	53 FENSKE, Noah	OL	87 OLSEN, Erik	TE
7 HAM II, Marvin	ILB	29 STEWART, Syre	DB	54 LANG, Terrance	DL	88 MILLER III, Keith	WR
8 FONTENOT, Alex	TB	30 APPLETON II, Curtis	S	54 RAY, Kanan	OL	89 WATTS, Josh	P
9 CARTER, Drew	QB	31 VAN DIEST, Jonathan	ILB	55 WEIHER, Blake	DL	89 PASSARELLO, Louis	TE
9 OLIVER, Trustin	S	32 ROBINSON, Ray	S	56 ANDERSON, Jackson	OL	90 SIMON, Jayden	DL
10 JACKSON, Jaylon	WR	33 GUSTAV, Joshka	OLB	56 MADDOX, Mason	DL	91 RODMAN, Na'im	DL
12 LEWIS, Brendon	QB	33 STACKS, Jayle	TB	57 DEITCHMAN, John	OL	92 MURRAY, Lloyd Jr.	DL
12 PERRY, Quinn	ILB	34 MAEA, Zephaniah	ILB	57 WARCHUCK, Cameron	SN	93 WILLIAMS, Ryan	DL
13 JACKSON, Justin	DL	35 WILLIAMS, Mister	ILB	58 KUTSCH, Kary	OL	94 JORDAN, Janaz	DL
14 STANLEY, Dimitri	WR	36 BECKER, Cole	PK	58 WILLIAMS, Alvin	ILB	95 MARTIN, Tyas	DL
15 LEMONIOUS-CRAIG, M.	WR	37 WILLIS, Daniel "Mac"	PK	60 WILEY, Jake	OL	96 TURNBULL, Kanaan	DL
15 LAMB, Jack	ILB	37 ORTEGA III, Trey	CB	64 JOHNSON, Austin	OL	97 BAUGH, Allan	DL
16 WOOLVERTON, Jordan	QB	38 RUSSELL, Brady	TE	65 PURSELL, Colby	OL	98 MAGRI, Nico	TE
17 TOLL, Blayne	DE	38 DUBAR, Steele	S	68 AMAYA, Edgar	OL	99 SAMI, Jalen	DL
17 MOTT III, James	QB	39 DAHLKE, Austin	DB	69 CHRISTIAN-LICHTENHAN, G.	OL	Inactive:	
18 FAURIA, Caleb	TE	39 WAGNER, Noah	TB	70 RODDICK, Casey	OL	13 BELL, Maurice	WR
20 BARNES, Robert	ILB	41 LYLE, Anthony	S	72 WRAY, Max	OL	18 DOSS, Jeremiah	DL
20 SMITH, Deion	TB	42 WOODS, Trevor	S	73 REZNIK, Ben	OL	0 MILLER, Chris	S
21 PELL, Alec	TE	43 PRICE, Evan	PK	74 LYTLE, Chance	OL	7 SHROUT, J.T.	QB
21 MOORE, Kaylin	CB	44 OFFERDAHL, Charlie	TB	75 LEE, Carson	OL	2 STRIKER, Jaylen	CB
22 PITTMAN, Toren	S	44 GRANT, Devin	OLB	76 FILLIP, Frank	OL		

2021 COLORADO FOOTBALL LETTERMAN PICTURE

Colorado has **65** lettermen returning for the 2021 season (62 from the 2020 team, two from 2019 and one from 2017); they break down into 32 on offense, 29 on defense and five specialists; the Buffs lose 20 lettermen off the 2020 squad (9 offense/8 defense/3 specialists). CU returns **17** starters from 2020 (9 offense—three players started three games each at two receiver and an offensive line positions/8 defense), losing six (3 offense/3 defense); the starter count was based off 14 players with three plus-starts on the offensive side of the ball. The 2020 starters are listed in bold (three or more starts); *—denotes letters earned primarily on special teams; QIS—quit in season. The breakdown:

OFFENSE

Position	Returning (32)	Lost (9)
WR	La'Vontae Shenault , Daniel Arias, Brenden Rice	
WR	Maurice Bell, Montana Lemonious-Craig, Jake Groth	K.D. Nixon
WR	Dimitri Stanley , Jaylon Jackson, Chris Carpenter	Alex Smith
LT	*Jake Wiley	Will Sherman
LG	Kary Kutsch , Kanan Ray, Austin Johnson (<i>from 2019</i>)	
C	Colby Pursell , Josh Jynes	
RG	Casey Roddick , Chance Lytle , *Carson Lee	
RT	Frank Fillip	Valentin Senn
TE	Brady Russell , C.J. Schmanski, Matt Lynch, Nico Magri, *Alec Pell, Jared Poplawski (<i>from 2017</i>)	Nick Fisher, *Luke Stillwell (<i>from 2019</i>)
QB	Brendon Lewis	Sam Noyer , Tyler Lytle (<i>QIS</i>)
TB	Jarek Broussard , Ashaad Clayton, Joe Davis, Jayle Stacks, Alex Fontenot (<i>from 2019</i>), Deion Smith (<i>from 2019</i>)	Jaren Mangham

DEFENSE

Position	Returning (29)	Lost (8)
OLB	Carson Wells , Joshka Gustav, *Devin Grant	
DE	Terrance Lang , Justin Jackson	
NT	Jalen Sami , Janaz Jordan, Lloyd Murray, Jr.	Austin Williams
DE/DT	Na'im Rodman, Jeremiah Doss	Mustafa Johnson
ILB	Nate Landman , Quinn Perry, *Marvin Ham	Devin Lynch
ILB	Jonathan Van Diest, *Mister Williams, *Alvin Williams	Akil Jones , *Chase Newman (<i>from 2019</i>)
OLB	Guy Thomas , Jamar Montgomery	
CB	Christian Gonzalez , Nigel Bethel	
SS	Isaiah Lewis , Chris Miller, Mark Perry, *Ray Robinson, Curtis Appleton	K.J. Trujillo
FS	Toren Pittman, *Anthony Lyle	Derrion Rakestraw
CB	Mekhi Blackmon , *Jaylen Striker	Tarik Luckett

SPECIALISTS

Position	Returning (4)	Lost (3)
P	Josh Watts	
PK	Evan Price (PK/KO), Mac Willis (KO)	James Stefanou (PK), Tyler Francis (<i>PK; from 2019</i>)
SN	Derek Bedell	Travis Drosos

2021 UNIVERSITY OF COLORADO BUFFALO FOOTBALL STATISTICS

Won 1, Lost 2 (0-0 Pac-12)

RESULTS/Attendance (◆—Pac-12 Game)		Result	Time	Attendance
S 3	NORTHERN COLORADO (N).....	W 35-7	3:18	44,153
S 11	Texas A&M (Denver)	L 7-10	3:26	61,203
S 18	MINNESOTA.....	L 0-30	3:06	47,482
S 25	◆ at Arizona State		TBA	TBA
O 2	◆ SOUTHERN CALIFORNIA.....		TBA	TBA
O 16	◆ ARIZONA.....		TBA	TBA
O 23	◆ at California		TBA	TBA
O 30	◆ at Oregon		TBA	TBA
N 6	◆ OREGON STATE.....		TBA	TBA
N 13	◆ at UCLA		TBA	TBA
N 20	◆ WASHINGTON.....		TBA	TBA
N 26	◆ at Utah.....		TBA	FOX/FS-1

SCORE-BY-QUARTERS	1	2	3	4	OT	—	Total
COLORADO.....	7	14	7	14	-	-	42
Opponents	0	16	14	17	-	-	47

TEAM STATISTICS	Colorado	Opponents
FIRST DOWNS.....	42	51
by rushing	28	21
by passing	11	25
by penalty	3	5
FIRST DOWN PLAYS/YARDS.....	74/323	83/388
average gain on first down	4.4	4.7
THIRD DOWN EFFICIENCY	12-36	14-45
percentage	33.3	31.1
FOURTH DOWN EFFICIENCY	0-4	1-3
percentage	0.0	33.3
RUSHING ATTEMPTS	108	100
yards gained	512	440
yards lost	79	46
NET RUSHING YARDS	433	394
average per rush	4.01	3.94
average per game	14.3	131.3
PASSING ATTEMPTS	64	97
passes completed	35	53
had intercepted	1	1
completion percentage.....	54.7	54.6
efficiency rating.....	92.6	110.6
NET PASSING YARDS.....	273	591
average per attempt	4.27	6.09
average per completion.....	7.8	11.2
1. average per game.....	91.0	197.0
TOTAL OFFENSIVE PLAYS.....	172	199
TOTAL NET YARDS.....	706	985
AVERAGE GAIN PER PLAY.....	4.10	4.95
AVERAGE PER GAME.....	235.3	328.3
FUMBLES-LOST	4-2	4-1
PENALTIES/YARDS.....	17/165	17/149
Offensive	6/42	12/84
Defensive	9/108	2/30
Special Teams	2/15	3/35
Bench/Unsportsmanlike	0/0	0/0
TURNOVERS (Margin: -1/-0.33).....	3	2
TOTAL RETURN YARDS.....	94	94
Punt Returns: No-Yards	8-94	10-94
Interceptions: No-Yards	1-0	1-0
Misc. (Fumble/Blk. FG) Returns.....	0-0	0-0
KICKOFF RETURNS: No-Yards	2-66	4-60
average per return	33.0	15.0
PUNTS.....	18	18
yards	878	789
gross average	48.8	43.8
yard deductions: returns/touchbacks.....	94/40	94/20
net yards	744	675
net average	41.3	37.5
DEFENSIVE/tackles for loss	17-44	16-65
quarterback sacks/yards.....	7/16	7/45
quarterback hurries.....	18	17
passes broken up	12	11
forced fumbles (ST)	3 (1)	1 (0)
BLOCKED KICKS (Special Teams)	0	0
TIME OF POSSESSION	79:05	100:55
average per game	26:22	33:38
TIME SPENT IN THE LEAD (tied 46:26).....	88:34	45:00
TIMES PENETRATED OPPONENT 20	7	10
scores/td,fg.....	6/6,0	6/5,1
GOAL-TO-GO SITUATIONS.....	4	3
scores/td,fg.....	4/3,0	2/2,0
TOTAL DRIVES.....	35	36
drives ended by: TD	6	6
FG Made/FG Miss	0/2	2/3
Punt/Downs.....	18/4	18/2
TO/SAF/Clock	2/0/3	2/0/3
TOTAL POINTS.....	42	47
average per game	14.0	15.7

RUSHING					--avg. per--									high
Player	G	Att	Gain	Loss	NET	att.	game	TD	Long	20+	10+	5+	game	
Jarek Broussard	3	32	162	9	153	4.78	51.0	2	30	1	5	12	94	
Brendon Lewis	3	24	139	46	93	3.88	31.0	0	30	1	8	10	76	
Alex Fontenot	3	23	87	4	83	3.61	27.7	1	11	0	2	7	40	
Ashaad Clayton	3	13	59	4	55	4.23	18.3	1	35	1	1	2	51	
Deion Smith	3	5	34	1	33	6.50	11.0	1	21	1	1	3	32	
Joe Davis	1	5	22	0	22	4.40	22.0	0	6	0	0	3	22	
Drew Carter	2	2	9	0	9	4.50	4.5	0	5	0	0	1	9	
Dimitri Stanley	3	1	0	1	-1	-1.00	-0.3	0	-1	0	0	3	22	
Team (<i>k-downs, snaps</i>)	3	3	0	14	-14	-4.67	-4.7	0	-2	-2	

PASSING					—avg. per—							TOTAL OFFENSE		
Player	G	Att-Com-Int	(/)	Pct.	Yards	att. comp.	TD	Long	HT	Sacked	Att. Yards	Avg.		
Brendon Lewis..	3	56- 31- 1	(1)	55.4	246	4.4 7.9	1	23	16	7/45	80	339 4.2		
Drew Carter	2	8- 4- 0	(0)	50.0	27	3.4 6.8	0	12	1	0/0	10	36 3.6		
Team (spiked passes)	0- 0- 0	0.0	0/ 0	3	-14 -4.7		

NCAA Ratings: Lewis 94.6, Carter 78.4

Passes w/o INT: Lewis 39, Carter 8 (T—interceptions that were tipped/bobbled; HT—hurried throws)

RECEIVING			---avg. per---								high games			
Player	G	No.	Yards	rec.	game	TD	Long	TGD	20+	10+	5+	rec	yards	
Brady Russell.....	3	6	37	6.2	12.2	0	15	6	0	2	4	3	3-20	
Brenden Rice.....	3	5	35	7.0	11.7	0	11	12	0	2	3	3	3-25	
Daniel Arias.....	3	4	45	11.3	15.0	0	19	11	0	2	4	3	3-37	
Dimitri Stanley.....	3	4	26	6.5	9.7	0	11	7	0	1	2	3	3-19	
Chase Penry.....	3	3	30	10.0	10.0	0	16	2	0	2	2	1	1-16	
Alex Fontenot.....	3	3	14	4.7	4.7	0	8	4	0	0	1	2	2-12	
Jarek Broussard.....	3	3	11	3.7	3.7	0	7	3	0	0	1	1	1- 7	
La’Vontae Shenault.....	1	2	23	11.5	23.0	0	23	2	1	1	1	2	2-23	
Montana Lemonious-Craig	3	2	23	11.5	7.7	1	17t	5	0	1	2	2	2-23	
Alec Pell.....	3	1	17	17.0	5.7	0	17	1	0	1	1	1	1-17	
Ty Robinson.....	3	1	9	9.0	3.0	0	9	2	0	0	1	1	1- 9	
Jayle Stacks.....	3	1	3	3.0	1.0	0	3	1	0	0	0	1	1- 3	
Deion Smith.....	3	0	-	-	-	-	-	1	-	-	-	-	-----	
Caleb Fauria.....	1	0	-	-	-	-	-	1	-	-	-	-	-----	

Yards After Catch (101): Arias 18, Fontenot 15, Broussard 13, Rice 13, Russell 13, Shenault 9, Pell 7, Robinson 6, Stanley 3, Lemonious-Craig 2, Penry 2. (TGD—targeted). One-Handed Catches: none.

SCORING		Touchdowns-----2Pt.									
Player	G	Total	Rush	Rec.	Ret.	PAT	EP-EPA	FG-FGA	Saf	DEX	PTS
Jarek Broussard	3	2	2	0	0	0-0	0-0	0-0	--	--	12
Cole Becker.....	3	0	0	0	0	0-0	6-6	0-2	--	--	6
Ashaad Clayton	3	1	1	0	0	0-0	0-0	0-0	--	--	6
Alex Fontenot	3	1	1	0	0	0-0	0-0	0-0	--	--	6
Montana L-Craig.....	3	1	0	1	0	0-0	0-0	0-0	--	--	6
Deion Smith	3	1	1	0	0	0-0	0-0	0-0	--	--	6
COLORADO	3	6	5	1	0	0-0	6-6	0-2	--	--	42
Opponents	3	6	4	2	0	0-0	5-6	2-5	--	--	47

PUNTING					In					had	Ret.	Net	Net
Players	G	No.	Yards	Avg.	Long	20	50+	FC	TB	blk	Yds.	Yds	Avg.
Josh Watts.....	3	18	878	48.78	62	4	8	6	2	0	94	744	41.3
COLORADO	3	18	878	48.78	62	4	8	6	2	0	94	744	41.3
Opponents	3	18	789	43.83	65	4	6	3	1	0	94	675	37.5

FIELD GOALS	G	10-19	20-29	30-39	40-49	50-59	60+	Total	Pct.	Long
Cole Becker.....	3	0-0	0-0	0-0	0-1	0-1	0-0	0-2	0.0	0
(53s) (46wr) (--)										
Opponents	3	0-0	0-1	1-1	1-2	0-1	0-0	2-5	40.0	41

DEFENSIVE		Tackles-----					----For Loss----		Miscellaneous-----							
Pos	Player	G	Plays	UT	AT	--- TOTAL	Avg.	Sacks	Other	TZ	3DS	QBP	QCD	FR	FF	PBU
LB	Nate Landman.....	3	181	26	6	--- 32	10.7	0- 0	5- 11	2	5	1	2	0	1	0
LB	Guy Thomas.....	3	119	16	2	--- 18	6.0	2- 4	1- 3	3	2	0	0	0	1	0
DB	Isaiah Lewis.....	3	173	12	6	--- 18	6.0	0- 0	0- 0	0	1	0	0	0	0	0
LB	Quinn Perry.....	3	96	12	3	--- 15	5.0	0- 0	1- 4	1	2	0	1	0	0	0
DB	Mekhi Blackmon.....	3	177	7	8	--- 15	5.0	0- 0	1- 1	0	3	0	0	1	0	2
DB	Mark Perry.....	3	178	10	4	--- 14	4.7	0- 0	0- 0	0	0	0	0	0	0	1
DL	Jalen Sami.....	3	84	8	2	--- 10	3.3	1½- 5	1- 4	0	0	0	0	0	0	0
DB	Christian Gonzalez....	3	181	5	4	--- 9	3.0	0- 0	2- 4	0	1	1	0	0	0	1
LB	Carson Wells.....	3	150	3	4	--- 7	2.3	1- 2	0- 0	1	1	4	0	0	0	1
DL	Na'im Rodman.....	3	136	5	0	--- 5	1.7	1½- 5	0- 0	0	1	1	0	0	0	0
DB	Chris Miller.....	2	45	4	0	--- 4	2.0	0- 0	0- 0	0	1	0	0	0	0	0
LB	Robert Barnes.....	2	34	3	1	--- 4	2.0	0- 0	0- 0	0	1	0	0	0	0	1
DL	Terrance Lang.....	3	114	2	1	--- 3	1.0	1- 0	0- 0	1	4	3	0	0	0	0
DB	Nigel Bethel.....	3	76	2	1	--- 3	1.0	0- 0	0- 0	0	2	0	0	0	0	2
LB	Jack Lamb.....	2	17	2	1	--- 3	1.5	0- 0	0- 0	0	0	0	1	0	0	0
DB	Trevor Woods.....	2	26	2	0	--- 2	1.0	0- 0	0- 0	0	0	0	0	0	0	0
DB	Nikko Reed.....	3	25	2	0	--- 2	0.7	0- 0	1- 1	0	1	0	0	0	0	0
DL	Blayne Toll.....	2	19	2	0	--- 2	1.0	0- 0	0- 0	0	0	0	0	0	0	0
LB	Joshua Gustav.....	3	37	1	1	--- 2	0.7	0- 0	0- 0	0	1	0	0	0	1	0
DL	Lloyd Murray, Jr.	1	25	0	1	--- 1	1.0	0- 0	0- 0	0	3	4	0	0	0	0
DL	Justin Jackson.....	3	43	1	0	--- 1	0.3	0- 0	0- 0	0	0	1	0	0	0	0
DB	Jamar Montgomery....	3	41	0	1	--- 1	0.3	0- 0	0- 0	0	3	4	0	0	0	0
DB	Curtis Appleton.....	3	29	0	1	--- 1	0.3	0- 0	0- 0	0	0	1	0	0	0	0
DB	Tyrin Taylor.....	2	19	1	0	--- 1	0.5	0- 0	0- 0	0	0	0	0	0	0	0
DB	Trustin Oliver.....	2	18	1	0	--- 1	0.5	0- 0	0- 0	0	0	0	0	0	0	0
LB	Zephaniah Maea.....	2	9	1	0	--- 1	0.5	0- 0	0- 0	0	0	0	0	0	0	0
DL	Janay Jordan.....	3	75	0	0	--- 0	0.0	0- 0	0- 0	0	1	2	0	0	0	0
DL	Jayden Simon.....	3	31	0	0	--- 0	0.0	0- 0	0- 0	0	0	0	0	0	0	0
DB	Kaylin Moore.....	1	12	0	0	--- 0	0.0	0- 0	0- 0	0	0	0	0	0	0	1
DL	Ryan Williams.....	2	10	0	0	--- 0	0.0	0- 0	0- 0	0	0	0	0	0	0	0
DL	Tyas Martin.....	1	5	0	0	--- 0	0.0	0- 0	0- 0	0	0	0	0	0	0	0
DB	Ray Robinson.....	1	2	0	0	--- 0	0.0	0- 0								

Site	G	Attendance	Average	High	W-L
In Boulder	2	91,635	45,817.5	47,482	1-1
On The Road....	0	N/A	0-0
Neutral.....	1	61,203	61,203	61,203.	0-1

Player	G	No.	Yards	Avg.	Long	TD	AFP
Dimitri Stanley	3	7	89	12.7	27	0	C43
Nikko Reed	3	1	5	5.05	5	0	C22

(**Starting AFP**—Avg. Field Position: Stanley 7/304; Reed 1/22)

Player	G	No.	Yards	Avg.	Long	TD	AFP
Brenden Rice.....	3	2	66	33.0	44	0	C34
(Starting AFP—Rice 2/68)							

Player	G	No.	Yards	Avg.	Long	TD
Mekhi Blackmon.....	3	1	0	0.0	0	0

Player	G	No.	Yards	Avg.	Long	TD
None						

TOUCHDOWN SAVES (5): Blackmon 2, M. Perry 2, Gustav.

Player	UT	UT/20	AT	AT/20	FF	FR	KSD	DL	BLK	FCF	PDF	RK	OP	OTH	POINTS
Ray Robinson.....	2	1	0	0	0	0	1	0	0	1	1	0	0	0	= 6
Nigel Bethel.....	1	0	0	0	0	0	0	0	0	3	1	0	0	0	= 5
Alec Pell.....	1	1	3	0	0	0	0	0	0	0	0	0	0	0	= 5
Jaylon Jackson	1	0	0	0	0	0	0	0	0	1	1	0	1	0	= 4
Anthony Lyle.....	1	0	1	0	1	0	0	0	0	0	0	0	0	0	= 3
Daniel Arias.....	0	0	0	0	0	0	2	0	0	0	0	0	0	0	= 2
Christian Gonzalez..	0	0	0	0	0	0	0	0	0	0	0	0	0	2	= 2
Marvin Ham.....	1	0	0	0	0	0	1	0	0	0	0	0	0	0	= 2
Quinn Perry.....	2	0	0	0	0	0	0	0	0	0	0	0	0	0	= 2
Toren Pittman.....	0	0	0	0	0	0	0	0	0	1	1	0	0	0	= 2

[illegible]

Stuffed Punt Fakes: None. **Fair Catch/Kickoff Return (not in EZ):** None.

KEY: **UT**—Unassisted Tackle; **UT/20**—UT Inside-the-20; **AT**—Assisted Tackle; **AT/20**—AT Inside-the-20; **TZ**—Tackles For Zero; **3DS**—Third/Fourth Down Stops (tackles, INTs, QBPs or PBUs); **QBP**—Quarterback Pressure; **QCD**—Quarterback Chasedowns; **FF**—Forced Fumble; **FR**—Fumble/Muff Recovery (Opponent on defense or CU or Opponent on special teams); **PBU**—Passes Broken Up; **KSD**—Knockdown or Springing Block on Kick Return; **DP**—Downed Punt (meaningful); **BLK**—Blocked Kick; **RK**—Recovered Blocked Kick, Punt or On-side kick; **FFC**—Forced Fair Catch; **FDF**—First Downfield (on kickoff or punt that altered return path); **CP**—Caused Penalty. A defensive game played is credited only when a player is in for at least one defensive play; defensive tackles do not include special team tackles. **NOTE: Defensive/special team statistics compiled from coaches' video; NCAA/Pac-12 Colorado stats are not accurate.**

	COLORADO								OPPONENT								4TH DOWN		COLORADO			OPPONENT		
Game	1Q	2Q	1H	3Q	4Q	2H	OT	GAME	1Q	2Q	1H	3Q	4Q	2H	OT	GAME	COLO	OPP	20+	10+	5+	20+	10+	5+
Northern Colorado	22	87	109	145	129	274	---	383	59	58	117	69	70	139	---	256	0-0	0-2	4	15	29	2	10	21
Texas A&M	127	79	206	41	13	54	---	260	18	63	81	45	162	207	---	288	0-2	0-0	1	10	22	2	13	21
Minnesota	0	7	7	21	35	56	---	63	83	142	225	99	117	216	---	441	0-2	1-1	0	3	9	6	14	29
Arizona State																								
Southern California																								
Arizona																								
California																								
Oregon																								
Oregon State																								
UCLA																								
Washington																								
Utah																								

AT-A-GLANCE SUMMARIES

[illegible]

OFFENSIVE LINE STATISTICS

Player	Play Count											Season Totals					
	UNC	A&M	MIN	ASU	USC	UA	CAL	ORE	OSU	UCLA	WASH	UTAH	Plays/Graded	KD	CUTS	TDB	PPTD
G. C-LICHTENHAN		22	DNP	17									39/ 38	0	1	0	0
N. FENSKE.....	DNP	DNP	29										29/ 31	0	0	0	0
F. FILLIP	INJ	INJ	28										28/ 29	0	0	0	0
A. JOHNSON		6	DNP	15									21/ 21	0	0	0	0
J. JYNES	6	DNP	DNP										6/ 6	0	0	0	0
K. KUTSCH	58	63	33										154/ 157	2	0	3	1
C. LEE		6	DNP	1									7/ 7	0	0	0	0
C. LYTLE.....	42	DNP	12										54/ 54	1	1	2	1
C. PURSELL.....	58	63	ILL										121/ 122	4	0	3	1
K. RAY.....		39	44	19									102/ 104	1	1	2	0
C. RODDICK	19	19	26										64/ 65	1	1	2	1
J. WILEY	46	63	35										144/ 146	0	3	3	0
M. WRAY	18	63	10										91/ 93	2	5	0	1
Team	64	63	45										860/ 873	11	12	15	5

Sacks/pressures allowed by others or coverage not included; sacks & pressures may exceed overall team total as two players can be awarded a pressure on the same play. Graded plays may exceed play count if a player or players were called for a penalty that prevented a play from proceeding (plays for other players in for those penalties are removed from their totals). KEY: KD—Knockdown Blocks (pancakes/blown off the line/finishes); CUTS—player cuts opponent all the way to the ground. TDB—Touchdown Blocks (direct); PPTD—Perfect plays on passing touchdown/conversions.

FG/PAT TEAM PLAY COUNT (8): Christian-Lichtenhan 8, Lee 8, Lytle 8, Magri 8, Pell 8, Roddick 8, Wiley 8, Schmanski 6, Toll 2.

(*Snappers*: Bedell 8; *HOLDERS*: Watts 8; *Kickers*: Becker 8).

PUNT TEAM SNAPS (16; includes fakes, roughing calls): Bedell 16.

NON-OFFENSIVE SCORES (0)

vs. Opponent	Player	Play	By Opponent (0)	Player	Play
None			None		

MISCELLANEOUS STAT BOX

(Coin Toss: O-offense; D-Defense; d-deferred/played defense first)

	Red Zone (Scores-Att; (TD/FG); Plays-Yds)						Avg./1st Down		2nd Down Eff.		3rd Dn/Avg-to-Go		Plays (+/0/-)			Plus Territory (Plays-Yards)			Coin			
Game	Colorado		Opponent				Colo.	Opp.	Colo.	Opp.	Colo.	Opp.	Colorado			Opponent			Temp	Toss		
Northern Colorado	5-5	(5/0)	11-77	0-2	(0/0)	6-(-5)	5.4	4.1	11-23	4-20	6.9	7.9	52	8	4	33	21	6	37-210	25- 76	73°	W (D)
Texas A&M	1-2	(1/0)	8-33	1-2	(1/0)	4-36	4.3	4.4	5-21	2-23	8.0	6.7	42	15	6	38	23	8	20- 94	26-121	92°	W (D)
Minnesota	0-0	(0/0)	0- 0	5-6	(4/1)	18-82	2.5	5.3	2-14	12-25	9.2	7.5	22	14	9	54	8	8	8-(-6)	44-266	70°	L (O)
Arizona State																						
Southern California																						
Arizona																						
California																						
Oregon																						
Oregon State																						
UCLA																						
Washington																						
Utah																						

SCORING DRIVES (Game-By-Game)

Opponent	Plays	Yards	Time	Result	Qtr	(Down) How	PAT	Quarterback
Northern Colorado	7	28	3:40	TD	2	(2) Broussard 1 run	Becker	Lewis
Northern Colorado	5	56	2:10	TD	2	(2) Lemonious-Craig 17 pass from Lewis	Becker	Lewis
Northern Colorado	16	90	7:25	TD	3	(1) Fontenot 3 run	Becker	Lewis
Northern Colorado	6	54	2:22	TD	4	(2) Clayton 1 run	Becker	Lewis
Northern Colorado	6	55	1:55	TD	4	(2) Smith 5 run	Becker	Lewis
Texas A&M	9	69	4:43	TD	1	(2) Broussard 2 run	Becker	Lewis

(*—scored following a turnover.)

Drive Analysis

DISTANCE	COLORADO		OPPONENT	
Length	TD	FG	TD	FG
(minus)	—	0	—	0
0—9	0	0	0	0
10—19	0	0	0	0
20—29	1	0	0	1
30—39	0	0	0	0
40—49	0	0	1	0
50—59	3	0	0	1
60—69	1	0	1	0
70—79	0	0	3	0
80—89	0	0	1	0
90—99	1	0	0	0

GAME OPENING DRIVES

Game	COLORADO			OPPONENT		
	Pts	FD	Yds	Pts	FD	Yds
Northern Colorado	0	0	75	0	2	35
Texas A&M	0	1	16	0	0	4
Minnesota	0	0	-5	0	3	52
Arizona State						
Southern California						
Arizona						
California						
Oregon						
Oregon State						
UCLA						
Washington						
Utah						

SECOND HALF OPENING DRIVES

Game	COLORADO			OPPONENT		
	Pts	FD	Yds	Pts	FD	Yds
Northern Colorado	0	3	55	0	1	19
Texas A&M	0	0	2	0	0	7
Minnesota	0	1	21	0	3	61
Arizona State						
Southern California						
Arizona						
California						
Oregon						
Oregon State						
UCLA						
Washington						
Utah						

(*—drive ended by a turnover)

POSSESSIONS AT-A-GLANCE

	Avg. 3-Plays				
	No.	Plays	Snaps	& Out*	Snaps/TD
Colorado	35	172	4.91	16	28.7 (6)
Opponent	36	199	5.53	15	33.2 (6)

(*—less if there is a turnover; must not have earned a first down or scored a touchdown.)

POINTS BY DRIVE

Drive (CU/Opp)	COLORADO			OPPONENT		
	Pts	TD	FG	Pts	TD	FG
1 (3/3)	0	0	0	0	0	0
2 (3/3)	0	0	0	0	0	0
3 (3/3)	14	2	0	6	1	0
4 (3/3)	0	0	0	7	1	0
5 (3/3)	7	1	0	0	0	0
6 (3/3)	0	0	0	0	0	0
7 (3/3)	0	0	0	3	0	1
8 (3/3)	7	1	0	7	1	0
9 (3/3)	7	1	0	7	1	0
10 (3/3)	7	1	0	0	0	0
11 (3/2)	0	0	0	3	0	1
12 (1/2)	0	0	0	14	2	0
13 (1/2)	0	0	0	0	0	0
14 (0/0)	0	0	0	0	0	0
15 (0/0)	0	0	0	0	0	0
16 (0/0)	0	0	0	0	0	0

COLORADO YARDS PER PLAY—TD Drives: 7.2 (49-352); FG Drives: 0.0 (0-0); Non-Scoring Drives: 2.9 (123-354).
OPPONENT YARDS PER PLAY—TD Drives: 8.7 (44-381); FG Drives: 7.0 (12-84); Non-Scoring Drives: 3.6 (143-520).

FIRST DOWN PASSING

Player	Att-Com-Int	Pct.	Yards	FD	TD	Long	Sacked	Rating
Brendon Lewis	20-10-0	50.0	84	4	0	19	1/ 3	85.3
Drew Carter.....	2- 1-0	50.0	9	0	0	9	0/ 0	87.8

FIRST DOWN RUSHING

Player	Att.	Yards	Avg.	FD	TD	Long
Jarek Broussard.....	17	106	6.2	4	0	30
Alex Fontenot	13	52	4.0	1	1	11
Brendon Lewis	4	35	8.8	2	0	17
Deion Smith	3	27	9.0	1	0	21
Ashaad Clayton	8	13	1.6	0	0	6
Joe Davis	2	10	5.0	0	0	5
Drew Carter	1	4	4.0	0	0	4
Team	3	- 14	-4.7	0	0	-2

FIRST DOWN RECEIVING

Player	No.	Yards	Avg.	FD	TD	Long
Brenden Rice.....	4	32	8.0	2	0	11
Brady Russell	3	25	8.3	1	0	15
Daniel Arias.....	1	19	19.0	1	0	19
Ty Robinson.....	1	9	9.0	0	0	9
Montana Lemonious-Craig	1	6	6.0	0	0	6
Chase Penry.....	1	2	2.0	0	0	2

ALL-PURPOSE YARDS (Leaders)	G	Plays	Rush	Rec.	PR	KOR	Total	Avg.	Avg./G
Jarek Broussard.....	3	35	153	11	0	0	164	4.7	54.7
Dimitri Stanley	3	10	- 1	26	89	0	114	11.4	38.0
Brenden Rice.....	3	7	0	35	0	66	101	14.4	33.7

QUARTERBACK SACKS (7-16)

Northern Colorado (4-12): Rodman 1-4, Sami 1-4, Thomas 1-4, Lang 1-0. **Texas A&M (2-2):** Thomas 1-0, Rodman ½-1, Sami ½-1. **Minnesota (1-2):** Wells 1-2.
THIRD/FOURTH DOWN SACKS (3/0): Lang, Rodman, Wells; Opponents 4 (3/1).

SACKS BY QTR: CU 0-2-1-4(0-OT); OPP 2-2-1-2 (0-OT)

2021 COLORADO BUFFALO SINGLE-GAME HIGHS

Individual

LONGEST SCORING RUN— 5, Deion Smith vs. Northern Colorado
LONGEST NON-SCORING RUN— 35, Ashaad Clayton vs. Northern Colorado
LONGEST SCORING PASS— 17, Brendon Lewis to Montana Lemonious-Craig vs. N. Colorado
LONGEST NON-SCORING PASS— 23, Brenden Lewis to La’Vontae Shenault s. N. Colorado
LONGEST KICKOFF RETURN— 44, Brenden Rice vs. Northern Colorado
LONGEST PUNT RETURN— 27, Dimitri Stanley vs. Northern Colorado
LONGEST INTERCEPTION RETURN— 0, Mekhi Blackmon vs. Northern Colorado
LONGEST PUNT— 62, Josh Watts vs. Minnesota
LONGEST FIELD GOAL— N/A
MOST TOUCHDOWNS— 1, on six occasions
MOST RUSHING ATTEMPTS— 15, Jarek Broussard vs. Northern Colorado
MOST RUSHING YARDS— 94, Jarek Broussard vs. Northern Colorado
MOST PASS ATTEMPTS— 25, Brendon Lewis vs. Texas A&M
MOST PASS COMPLETIONS— 13, Brendon Lewis vs. Texas A&M
MOST INTERCEPTIONS THROWN— 1, Brendon Lewis vs. Texas A&M
MOST PASSING YARDS— 102, Brendon Lewis vs. Northern Colorado
MOST TOUCHDOWN PASSES— 1, Brendon Lewis vs. Northern Colorado
MOST RECEPTIONS— 3, on four occasions
MOST RECEIVING YARDS— 37, Daniel Arias vs. Texas A&M
MOST TOTAL OFFENSIVE PLAYS— 34, Brendon Lewis vs. Texas A&M (25 pass, 9 rush)
MOST TOTAL OFFENSE— 165, Brendon Lewis vs. Texas A&M (89 pass, 76 rush)
MOST FIELD GOALS ATTEMPTED— 1, Cole Becker vs. Northern Colorado & Texas A&M
MOST FIELD GOALS MADE— N/A
MOST TACKLES— 18, Nate Landman vs. Minnesota (14 UT)
MOST SOLO TACKLES— 14, Nate Landman vs. Minnesota
MOST TACKLES FOR LOSS— 3, Nate Landman vs. Minnesota
MOST QUARTERBACK SACKS— 1, on seven occasions
MOST QUARTERBACK HURRIES— 3, Terrance Lang vs. Texas A&M
MOST INTERCEPTIONS— 1, Mekhi Blackmon vs. Northern Colorado
MOST PASSES BROKEN UP— 2, Nate Landman vs. Texas A&M
MOST THIRD/FOURTH DOWN STOPS— 3, Terrance Lang vs. Texas A&M
MOST KNOCKDOWN BLOCKS (OL)— 3, Colby Pursell vs. Northern Colorado
MOST SPECIAL TEAM POINTS— 5, on two occasions (Robinson vs. UNC; Bethel vs. Minnesota)

THIRD-FOURTH DOWN PASSING

Player	Att-Com-Int	Pct.	Yards	FD	TD	Long	Sacked	Rating
Brendon Lewis	16-10-0	62.5	98	3	0	23	5/34	114.0
Drew Carter.....	3- 0-0	0.0	0	0	0	0	0/ 0	0.0

THIRD-FOURTH DOWN RUSHING

Player	Att.	FD/TD	Pct.	Yards	Avg.	TD	3/4-&-1
Ashaad Clayton.....	1	1	100.0	2	2.0	0	1- 1
Joe Davis	1	1	100.0	2	2.0	0	1- 1
Deion Smith	1	1	100.0	1	1.0	0	1- 1
Jarek Broussard.....	3	2	66.7	29	9.7	0	0- 0
Brendon Lewis	6	3	50.0	28	4.7	0	3- 1
Alex Fontenot	3	1	33.3	11	3.7	0	0- 0
Drew Carter.....	1	0	0.0	5	5.0	0	0- 0

THIRD-FOURTH DOWN RECEIVING

Player	No.	Yards	Avg.	FD	TD	Long
Daniel Arias.....	2	21	10.5	1	0	13
Dimitri Stanley	2	16	8.0	0	0	11
Alex Fontenot	2	10	5.0	0	0	8
La’Vontae Shenault.....	1	23	23.0	1	0	23
Chase Penry.....	1	16	16.0	1	0	16
Jarek Broussard.....	1	7	7.0	0	0	7
Brady Russell	1	4	4.0	0	0	4

Team Bests/Highs

MOST FIRST DOWNS— 22, vs. Northern Colorado
MOST RUSHING ATTEMPTS— 49, vs. Northern Colorado
MOST RUSHING YARDS— 281, vs. Northern Colorado
MOST PASS ATTEMPTS— 25, vs. Texas A&M
MOST COMPLETIONS— 13, vs. Texas A&M
MOST INTERCEPTIONS THROWN— 1, vs. Texas A&M
MOST PASSING YARDS— 102, vs. Northern Colorado
MOST OFFENSIVE PLAYS— 64, vs. Northern Colorado
MOST TOTAL OFFENSE— 383, vs. Northern Colorado
FEWEST FUMBLES— 0, on two occasions
MOST FUMBLES— 4, vs. Minnesota (2 lost)
FEWEST TURNOVERS— 0, vs. Northern Colorado
MOST TURNOVERS— 2, vs. Minnesota
MOST TIME OF POSSESSION— 30:44, vs. Northern Colorado
LONGEST TOUCHDOWN DRIVE— 90 yards (16 plays, vs. Northern Colorado)
LONGEST FIELD GOAL DRIVE— N/A

Defensive Bests

FEWEST FIRST DOWNS ALLOWED— 14, by Texas A&M
FEWEST RUSHING ATTEMPTS ALLOWED— 18, by Northern Colorado,
FEWEST RUSHING YARDS ALLOWED— 20, by Northern Colorado
FEWEST PASS ATTEMPTS ALLOWED— 17, by Minnesota
FEWEST PASS COMPLETIONS ALLOWED— 11, by Minnesota
FEWEST PASSING YARDS ALLOWED— 164, by Minnesota
MOST INTERCEPTIONS— 1, vs. Northern Colorado
FEWEST TOTAL PLAYS ALLOWED— 60, vs. Northern Colorado
FEWEST TOTAL YARDS ALLOWED— 256, vs. Northern Colorado
MOST FUMBLES FORCED— 2, vs. Minnesota
MOST TURNOVERS GAINED— 1, on two occasions
MOST PASSES BROKEN UP— 7, vs. Texas A&M
MOST QUARTERBACK SACKS— 4, vs. Northern Colorado
MOST QUARTERBACK HURRIES— 11, vs. Texas A&M
MOST TACKLES FOR LOSS— 6, vs. Northern Colorado

GAME-BY-GAME INDIVIDUAL CHARTS / OFFENSE

RUSHING

JAREK BROUSSARD

	Att	Yds	Avg.	Long	TD
Northern Colorado ..	15	94	6.3	30	1
Texas A&M	12	51	4.3	13	1
Minnesota	5	8	1.6	8	0
Arizona State					
USC					
Arizona					
California					
Oregon					
Oregon State					
UCLA					
Washington					
Utah					

DREW CARTER

	Att	Yds	Avg.	Long	TD
Northern Colorado ..	0	0	0.0	0	0
Texas A&M			DNP		
Minnesota	2	9	4.5	5	0
Arizona State					
USC					
Arizona					
California					
Oregon					
Oregon State					
UCLA					
Washington					
Utah					

ASHAAD CLAYTON

	Att	Yds	Avg.	Long	TD
Northern Colorado ..	8	51	6.4	35	1
Texas A&M	3	8	2.7	4	0
Minnesota	2	-4	-2.0	-2	0
Arizona State					
USC					
Arizona					
California					
Oregon					
Oregon State					
UCLA					
Washington					
Utah					

JOE DAVIS

	Att	Yds	Avg.	Long	TD
Northern Colorado ..	5	22	4.4	6	0
Texas A&M			DNP		
Minnesota			DNP		
Arizona State					
USC					
Arizona					
California					
Oregon					
Oregon State					
UCLA					
Washington					
Utah					

ALEX FONTENOT

	Att	Yds	Avg.	Long	TD
Northern Colorado ..	8	40	5.0	11	1
Texas A&M	12	39	3.3	10	0
Minnesota	3	4	1.3	3	0
Arizona State					
USC					
Arizona					
California					
Oregon					
Oregon State					
UCLA					
Washington					
Utah					

BRENDON LEWIS

	Att	Yds	Avg.	Long	TD
Northern Colorado ..	8	44	5.5	12	0
Texas A&M	9	76	8.4	30	0
Minnesota	7	-27	-3.9	3	0
Arizona State					
USC					
Arizona					
California					
Oregon					
Oregon State					
UCLA					
Washington					
Utah					

DEION SMITH

	Att	Yds	Avg.	Long	TD
Northern Colorado ..	4	32	8.0	21	1
Texas A&M	0	0	0.0	0	0
Minnesota	1	1	1.0	1	0
Arizona State					
USC					
Arizona					
California					
Oregon					
Oregon State					
UCLA					
Washington					
Utah					

PASSING

BRENDON LEWIS

	A-C-I	Yds	Long	TD	Rating
Northern Colorado ..	15-10-0	102	23	1	145.8
Texas A&M	25-13-1	89	19	0	73.9
Minnesota	16- 8-0	55	11	0	78.9
Arizona State					
USC					
Arizona					
California					
Oregon					
Oregon State					
UCLA					
Washington					
Utah					

DREW CARTER

	A-C-I	Yds	Long	TD	Rating
Colorado State	0-0-0	0	0	0	0.0
Texas A&M					DNP
Minnesota	8- 4-0	27	12	0	78.4
Arizona State					
USC					
Arizona					
California					
Oregon					
Oregon State					
UCLA					
Washington					
Utah					

JORDAN WOLVERTON

	A-C-I	Yds	Long	TD	Rating
Northern Colorado ..					DNP
Texas A&M					DNP
Minnesota					DNP
Arizona State					
USC					
Arizona					
California					
Oregon					
Oregon State					
UCLA					
Washington					
Utah					

RECEIVING

DANIEL ARIAS

	No	Yds	Avg.	Long	TD
Northern Colorado ..	0	0	0.0	0	0
Texas A&M	3	37	12.3	19	0
Minnesota	1	8	8.0	8	0
Arizona State					
USC					
Arizona					
California					
Oregon					
Oregon State					
UCLA					
Washington					
Utah					

JAREK BROUSSARD

	No	Yds	Avg.	Long	TD
Northern Colorado ..	1	7	7.0	0	0
Texas A&M	1	1	1.0	1	0
Minnesota	1	3	3.0	3	0
Arizona State					
USC					
Arizona					
California					
Oregon					
Oregon State					
UCLA					
Washington					
Utah					

CHRIS CARPENTER

	No	Yds	Avg.	Long	TD
Northern Colorado ..	0	0	0.0	0	0
Texas A&M			DNP		
Minnesota			DNP		
Arizona State					
USC					
Arizona					
California					
Oregon					
Oregon State					
UCLA					
Washington					
Utah					

ASHAAD CLAYTON

	No	Yds	Avg.	Long	TD
Northern Colorado ..	0	0	0.0	0	0
Texas A&M	0	0	0.0	0	0
Minnesota	0	0	0.0	0	0
Arizona State					
USC					
Arizona					
California					
Oregon					
Oregon State					
UCLA					
Washington					
Utah					

ALEX FONTENOT

	No	Yds	Avg.	Long	TD
Northern Colorado ..	1	2	2.0	2	0
Texas A&M	0	0	0.0	0	0
Minnesota	2	12	6.0	8	0
Arizona State					
USC					
Arizona					
California					
Oregon					
Oregon State					
UCLA					
Washington					
Utah					

JAYLON JACKSON

	No	Yds	Avg.	Long	TD
Northern Colorado ..	0	0	0.0	0	0
Texas A&M	0	0	0.0	0	0
Minnesota					
Arizona State					
USC					
Arizona					
California					
Oregon					
Oregon State					
UCLA					
Washington					
Utah					

MONTANA LEMONIOUS-CRAIG

	No	Yds	Avg.	Long	TD
Northern Colorado ..	2	23	11.5	17t	1
Texas A&M	0	0	0.0	0	0
Minnesota	0	0	0.0	0	0
Arizona State					
USC					
Arizona					
California					
Oregon					
Oregon State					
UCLA					
Washington					
Utah					

ALEC PELL

	No	Yds	Avg.	Long	TD
Northern Colorado ..	1	17	17.0	17	0
Texas A&M	0	0	0.0	0	0
Minnesota	0	0	0.0	0	0
Arizona State					
USC					
Arizona					
California					
Oregon					
Oregon State					
UCLA					
Washington					
Utah					

CHASE PENRY

	No	Yds	Avg.	Long	TD
Northern Colorado ..	1	16	16.0	16	0
Texas A&M	1	2	2.0	2	0
Minnesota	1	12	12.0	12	0
Arizona State					
USC					
Arizona					
California					
Oregon					
Oregon State					
UCLA					
Washington					
Utah					

BRENDEN RICE

	No	Yds	Avg.	Long	TD
Northern Colorado ..	0	0	0.0	0	0
Texas A&M	2	10	5.0	6	0
Minnesota	3	25	8.3	11	0
Arizona State					
USC					
Arizona					
California					
Oregon					
Oregon State					
UCLA					
Washington					
Utah					

TY ROBINSON

	No	Yds	Avg.	Long	TD
Northern Colorado ..	0	0	0.0	0	0
Texas A&M	0	0	0.0	0	0
Minnesota	1	9	9.0	9	0
Arizona State					
USC					
Arizona					
California					
Oregon					
Oregon State					
UCLA					
Washington					
Utah					

BRADY RUSSELL

	No	Yds	Avg.	Long	TD
Northern Colorado...	1	7	7.0	7	0
Texas A&M	3	20	6.7	15	0
Minnesota	2	10	5.0	8	0
Arizona State					
USC					
Arizona					
California					
Oregon					
Oregon State					
UCLA					
Washington					
Utah					

GAME-BY-GAME INDIVIDUAL CHARTS / DEFENSE

DEFENSIVE

CURTIS APPLETON, S

	Plays	UT,AT-TT	TFL	PD	3Ds	Other
N. Colorado.....	13	0,0—0	0-0	0	0	QBH
Texas A&M.....	1	0,0—0	0-0	0	0
Minnesota.....	15	0,1—1	0-0	0	0
Arizona State.....						
USC.....						
Arizona.....						
California.....						
Oregon.....						
Oregon State.....						
UCLA.....						
Washington.....						
Utah.....						

ROBERT BARNES, ILB

	Plays	UT,AT-TT	TFL	PD	3Ds	Other
N. Colorado.....						DNP-----
Texas A&M.....	26	2,0—2	0-0	1	1
Minnesota.....	8	1,1—2	0-0	0	0
Arizona State.....						
USC.....						
Arizona.....						
California.....						
Oregon.....						
Oregon State.....						
UCLA.....						
Washington.....						
Utah.....						

NIGEL BETHEL, CB

	Plays	UT,AT-TT	TFL	PD	3Ds	Other
N. Colorado.....	16	1,0—1	0-0	0	0
Texas A&M.....	48	1,1—2	0-0	1	1
Minnesota.....	12	0,0—0	0-0	1	1
Arizona State.....						
USC.....						
Arizona.....						
California.....						
Oregon.....						
Oregon State.....						
UCLA.....						
Washington.....						
Utah.....						

MEKHI BLACKMON, CB

	Plays	UT,AT-TT	TFL	PD	3Ds	Other
N. Colorado.....	47	3,2—5	0-0	0	1	INT
Texas A&M.....	69	2,4—4	0-0	1	1	1-FR
Minnesota.....	61	2,4—6	1-1	1	1
Arizona State.....						
USC.....						
Arizona.....						
California.....						
Oregon.....						
Oregon State.....						
UCLA.....						
Washington.....						
Utah.....						

CHRISTIAN GONZALEZ, CB

	Plays	UT,AT-TT	TFL	PD	3Ds	Other
N. Colorado.....	46	2,0—2	0-0	0	0
Texas A&M.....	69	2,4—6	2-4	1	1	1-QBH
Minnesota.....	66	1,0—1	0-0	0	0
Arizona State.....						
USC.....						
Arizona.....						
California.....						
Oregon.....						
Oregon State.....						
UCLA.....						
Washington.....						
Utah.....						

JOSHUA GUSTAV, DE

	Plays	UT,AT-TT	TFL	PD	3Ds	Other
N. Colorado.....	14	0,0—0	0-0	0	0
Texas A&M.....	10	1,0—1	0-0	0	1	1-FF
Minnesota.....	13	0,1—1	0-0	0	0
Arizona State.....						
USC.....						
Arizona.....						
California.....						
Oregon.....						
Oregon State.....						
UCLA.....						
Washington.....						
Utah.....						

MARVIN HAM, ILB

	Plays	UT,AT-TT	TFL	PD	3Ds	Other
N. Colorado.....						ST ONLY-----
Texas A&M.....						ST ONLY-----
Minnesota.....						ST ONLY-----
Arizona State.....						
USC.....						
Arizona.....						
California.....						
Oregon.....						
Oregon State.....						
UCLA.....						
Washington.....						
Utah.....						

MUSTAFA JOHNSON, DL

	Plays	UT,AT-TT	TFL	PD	3Ds	Other
N. Colorado.....						ineligible-----
Texas A&M.....						ineligible-----
Minnesota.....						ineligible-----
Arizona State.....						
USC.....						
Arizona.....						
California.....						
Oregon.....						
Oregon State.....						
UCLA.....						
Washington.....						
Utah.....						

JANAZ JORDAN, DT

	Plays	UT,AT-TT	TFL	PD	3Ds	Other
N. Colorado.....	25	0,0—0	0-0	0	0
Texas A&M.....	29	0,0—0	0-0	0	1	2-QBH
Minnesota.....	21	0,0—0	0-0	0	0
Arizona State.....						
USC.....						
Arizona.....						
California.....						
Oregon.....						
Oregon State.....						
UCLA.....						
Washington.....						
Utah.....						

JACK LAMB, ILB

	Plays	UT,AT-TT	TFL	PD	3Ds	Other
N. Colorado.....	13	1,0—1	0-0	0	0	1-QCD
Texas A&M.....						DNP-----
Minnesota.....	4	1,1—2	0-0	0	0
Arizona State.....						
USC.....						
Arizona.....						
California.....						
Oregon.....						
Oregon State.....						
UCLA.....						
Washington.....						
Utah.....						

NATE LANDMAN, ILB

	Plays	UT,AT-TT	TFL	PD	3Ds	Other
N. Colorado.....	47	4,0—4	0-0	1	2	1-TZ
Texas A&M.....	69	8,2-10	2-7	2	2	1-QC
Minnesota.....	65	14,4-18	3-4	0	1	1-FF
Arizona State.....						
USC.....						
Arizona.....						
California.....						
Oregon.....						
Oregon State.....						
UCLA.....						
Washington.....						
Utah.....						

TERRANCE LANG, DE

	Plays	UT,AT-TT	TFL	PD	3Ds	Other
N. Colorado.....	39	1,1—2	0-0	0	1	1-QS/0
Texas A&M.....	34	1,0—1	0-0	0	3	3-QBH
Minnesota.....	41	0,0	0-0	0	0
Arizona State.....						
USC.....						
Arizona.....						
California.....						
Oregon.....						
Oregon State.....						
UCLA.....						
Washington.....						
Utah.....						

ISAIAH LEWIS, S

	Plays	UT,AT-TT	TFL	PD	3Ds	Other
N. Colorado.....	47	0,3—3	0-0	0	0
Texas A&M.....	69	6,1—7	0-0	0	0
Minnesota.....	57	6,2—8	0-0	0	1
Arizona State.....						
USC.....						
Arizona.....						
California.....						
Oregon.....						
Oregon State.....						
UCLA.....						
Washington.....						
Utah.....						

CHRIS MILLER, S/OLB

	Plays	UT,AT-TT	TFL	PD	3Ds	Other
N. Colorado.....	40	4,0—4	0-0	0	1
Texas A&M.....						injured-----
Minnesota.....	5	0,0—0	0-0	0	0
Arizona State.....						
USC.....						
Arizona.....						
California.....						
Oregon.....						
Oregon State.....						
UCLA.....						
Washington.....						
Utah.....						

JAMAR MONTGOMERY, OLB

	Plays	UT,AT-TT	TFL	PD	3Ds	Other
N. Colorado.....	15	0,1—1	0-0	0	2	2-QBH
Texas A&M.....	15	0,0—0	0-0	0	1	2-QBH
Minnesota.....	11	0,0—0	0-0	0	0
Arizona State.....						
USC.....						
Arizona.....						
California.....						
Oregon.....						
Oregon State.....						
UCLA.....						
Washington.....						
Utah.....						

MARK PERRY, S

	Plays	UT,AT-TT	TFL	PD	3Ds	Other
N. Colorado.....	47	1,2—3	0-0	0	0
Texas A&M.....	69	2,1—3	0-0	0	0
Minnesota.....	62	7,1—8	0-0	1	0
Arizona State.....						
USC.....						
Arizona.....						
California.....						
Oregon.....						
Oregon State.....						
UCLA.....						
Washington.....						
Utah.....						

QUINN PERRY, ILB

	Plays	UT,AT-TT	TFL	PD	3Ds	Other
N. Colorado.....	32	3,1—4	1-4	0	0
Texas A&M.....	13	0,1—1	0-0	0	0
Minnesota.....	51	9,1-10	0-0	0	2	1-TZ
Arizona State.....						
USC.....						
Arizona.....						
California.....						
Oregon.....						
Oregon State.....						
UCLA.....						
Washington.....						
Utah.....						

NIKKO REED, CB

	Plays	UT,AT-TT	TFL	PD	3Ds	Other
N. Colorado.....	13	2,0—2	1-1	0	1
Texas A&M.....	8	0,0—0	0-0	0	0
Minnesota.....	4	0,0—0	0-0	0	0
Arizona State.....						
USC.....						
Arizona.....						
California.....						
Oregon.....						
Oregon State.....						
UCLA.....						
Washington.....						
Utah.....						

NA'IM RODMAN, DT

	Plays	UT,AT-TT	TFL	PD	3Ds	Other
N. Colorado.....	42	2,0—2	1-4	0	1	1-QBS
Texas A&M.....	58	1,0—1	0-0	0	0	½-QBS
Minnesota.....	36	2,0—2	0-0	0	0	1-QBH
Arizona State.....						
USC.....						
Arizona.....						
California.....						
Oregon.....						
Oregon State.....						
UCLA.....						
Washington.....						
Utah.....						

JALEN SAMI, DT

	Plays	UT,AT-TT	TFL	PD	3Ds	Other
N. Colorado.....	20	3,0—3	2-8	0	0	1-QBS
Texas A&M.....	31	1,1—2	0-0	0	0	½-QBS
Minnesota.....	33	4,1—5	0-0	0	0
Arizona State.....						
USC.....						
Arizona.....						
California.....						
Oregon.....						
Oregon State.....						
UCLA.....						
Washington.....						
Utah.....						

GUY THOMAS, DE

	Plays	UT,AT-TT	TFL	PD	3Ds	Other
N. Colorado.....	23	3,0—3	1-4	0	1	1-QBS
Texas A&M.....	47	3,0—3	0-0	0	1	2-TZ/S
Minnesota.....	49	10,2-12	1-3	0	0	1-FF
Arizona State.....						
USC.....						
Arizona.....						
California.....						
Oregon.....						
Oregon State.....						
UCLA.....						
Washington.....						
Utah.....						

DRIVE ENGINEERING

Quarterback	Drives		Drives Ended By-----										Points		Pts./		Quarterback		**Directing Offense			
	Started	TD	FG	FGA	PNT	DWN	TRN	SAF	CLK	RPL			Yielded	Drive	Drive Efficiency*		Plays	Yards	Avg.	3 & Out		
BRENDON LEWIS	32	6	0	2	17	3	2	0	2	0			42	1.31	18.8%	26.7%	152	663	4.36	15		
DREW CARTER.....	3	0	0	0	1	1	0	0	1	0			0	0.00	0.0%	17	57	3.35	1		
COLORADO	35	6	0	2	18	4	2	0	3	(0)			42	1.20	17.1%	25.0%	169	720	4.26	16		
OPPONENTS	36	6	2	3	18	2	2	0	3	(0)			47	1.31	22.2%	33.3%	195	993	5.09	15		

*—second number is the percentage the QB has put his team in position to score, allowing for missed field goals, minus drives ended by the clock and if replaced.

**—excludes kneel-downs, spiked passes and fake/muffed punt plays when not actually directing offense: Lewis 2-(-12), Carter 1-(-2); Opponents 4-(-8).

KICKOFF ANALYSIS

Kicker	No.	Total	Ret.	Yards	(Avg.)	FC	MF	NA	TB	EZ(+)	In20/25	OB	OnS	SQB	Overall	Ret.	Average	SYL-----
C. BECKER	9	4	607	67.4	1	0	0	4	(2)	2/ 4	0	(0)	(0)	(0)	196	71	O22	O18
OPPONENTS	11	2	802	72.9	0	0	0	9	(8)	0/ 1	0	(0)	(0)	(0)	292	68	O27	O34

ONSIDE KICKS: Colorado 0-0, Opponents 0-0. **KICKOFF KEY:** MF—muffed; FC—fair catch; NA—no attempt at a return; EZ+—through or over end zone; OSY—Opponent Starting Yardline; ASY—Average Starting Yardline; Ret—averages using returned kicks only. **Onsides (OnS), short squibs (SQB) and free kicks are omitted in figuring the above; out-of-bounds are not; returns may not add to team totals due to those credited on on-side kicks; free kicks following safeties NOT included. FREE KICKS (Punt Style):** Colorado 0, Opponents 0.

FIRST DOWN TENDENCIES

	Plays	Yards	Avg.	Plays	Yards	Avg.	Plays	Yards	Avg.	20+	10+	5+	2-	0	Neg.	TD	QBS	TO	FD	2 & 10+	Att.	Yards	Avg.	
COLORADO	51	233	4.6	23	90	3.9	74	323	4.36	2	12	27	34	13	6	0	1	1	12	21		36	154	4.3
Opponents	46	209	4.5	37	179	4.8	83	388	4.67	5	13	29	42	21	10	3	3	0	16	32		46	242	5.3

*—kept like the NFL in that quarterback sacks are deducted from passing to present the accurate picture.

YARDS GAINED ANALYSIS

[Third down plays replayed due to penalty but yards awarded: Colorado 0, Opponents 0.]

	1st Down-----			2nd Down-----			3rd Down-----			4th Down-----			Season-----			*By Quarter-----				Opp. Territory-----			Breakdown-----		
Team	Att.	Yards	Avg.	Att.	Yards	Avg.	Att.	Yards	Avg.	Att.	Yards	Avg.	Att.	Yards	Avg.	1st	2nd	3rd	4th	Att.	Yards	Avg.	+	0	-
COLORADO	74	323	4.4	58	242	4.2	36	142	3.9	4	-1	-0.3	172	706	4.10	149	173	207	177	65	298	4.6	116	37	19
Opponents	83	388	4.7	68	392	5.8	45	200	4.4	3	5	1.7	199	985	4.95	160	263	214	348	95	463	4.9	125	52	22

*—OT Yards: Colorado 0, Opponent 0. **Drives In Opponent Territory (minus those with 50+scores):** Colorado 13/35 (37.1%, 22.9 yards per drive); Opponent 21/36 (58.3%; 22.0 ypd)

THIRD DOWN EFFICIENCY ANALYSIS

[4th & 1: Colorado 0-1 (0-1 rush, 0-0 pass), Opponents 1-1 (1-1 rush, 0-0 pass)]

3rd Down and-----															Second				
Team	1	2	3	4	5	6	7	8	9	10	11-14	15-19	20+	RUSH	PASS	QBS	Half/OT	TOTAL	PCT.
COLORADO	4- 5	2- 2	0- 1	1- 1	1- 2	1- 1	0- 5	0- 1	0- 3	1- 6	2- 6	0- 2	0- 1	9-15	3-21	4	6-17	12-36	33.3
Opponents	3- 3	0- 2	2- 5	3- 7	1- 1	1- 4	1- 4	1- 3	0- 2	1- 3	0- 8	1- 3	0- 0	6-15	8-30	3	8-23	14-45	31.1

AVERAGE YARDS TO GO: Colorado 8.2 (36/293); Opponents 7.3 (45/327). **SECOND DOWN EFFICIENCY:** Colorado 18-58 (31.0%; 1-4 yds: 9-14); Opponent 18-68 (26.5; 1-4 yds: 5-9).

TURNOVER ANALYSIS

Team	Opp/CU		Own Territory-----										Opponent Territory-----										By Quarter-----					Last 2 Min./OT**	
	TO	PTS	(TD,FG)	Pct.(Pts.)	EZ/G-10	11-20	21-30	31-40	41-50	49-60	39-30	29-20	19-10	9-6/EZ	=	Total	(TD*)	1st	2nd	3rd	4th	OT	1st	2nd	3rd	4th	OT	1st-H	2nd-H
COLORADO	3	10	(1,1)	21.3	(47)	0	0	0	1	2	0	0	0	0	0	3	(0)	1	0	1	1	0	0	(0)	0	(0)		0	(0)
Opponents	2	0	(0,0)	0.0	(42)	0	0	0	0	0	0	0	0	0	2	2	(0)	0	1	0	1	0	1	(0)	0	(1)		1	(0)

First Play After Gaining Turnover: Colorado 2-9, 4.5 avg., 5 long, 0 TD (2-5 rush/0-0-0, 0 TD pass, QBS-0), 0 Return TD
Opponent: 3-29, 9.7 avg., 0 long, 0 TD (3-29 rush, 0 TD/0-0-0, 0 pass, 0 TD, QBS-0), 0 Pen, 0 Return TD.

*—interception or fumble returns for a touchdown; **—number in parenthesis is number of turnovers in last 2-minutes while team is protecting lead or trying to tie or go ahead.

YARDS LOST DUE TO PENALTIES

	Colorado	Opponent
Times Penalized After Offensive Gain/Yards Lost.....	3/30	3/48
Touchdowns / Field Goals / First Downs Cost.....	0 / 0 / 1	0 / 0 / 2
Offensive Times/Yards Penalized	6/42	12/84
Yards Gained Back (First Downs).....	25 (2)	45 (3)

GOAL-TO-GO SITUATIONS

Team	Summary-----										GTG Plays-----			1-Yard Line		
	Total	TD	FG	FGA	TO	DWN	CLK	ROC			Plays	TDs	Pct.	Plays	TDs	
COLORADO	4	4	0	0	0	0	0	(0)			7	4	57.1	2	2	
OPPONENTS	3	2	0	0	0	1	0	(0)			6	2	33.3	0	0	

EXPANDED PUNTING

Player	Punts	Yards	Avg.	Spot	Ret.	Yards	Return	Returned	Avg.	In20/15/10/5	TB	FC	60+	No.	Yds.	Avg.	No.-Yds(In20)	No.	Yds.	Avg.		
JOSH WATTS.....	18	878	48.78	C32	10	94	9.4	15	44.4	41.33	4/1/1/0	2	6	1	7	367	52.4	3-122	(0)	15	756	50.4
Downed At The 1-Yardline: None. Average Spot—yardline where punts average from: Watts 18/580. Left-footed punts: none.																						

Downed At The 1-Yardline: None. **Average Spot**—yardline where punts average from: Watts 18/580. **Left-footed punts:** none.

AVERAGE STARTING FIELD POSITION

	Colorado	Opponent
Drives Started	35	36
Cumulative Starting Yardlines	1027	1071
Average Field Position.....	C29	O30
Drives Started In Plus Territory	3	5
Scores/TD,FG	1/1,0	2/1,1
FGA/Punts/Downs/Clock.....	0/2/0/0	1/0/0/1
Turnovers/Ran Out Clock.....	0/0	0/1
Points	7	10
Drives Started Inside/At Own 20.....	9 (6/3)	10 (8/2)
Points Scored (TD/FG)	7 (1/0)	9 (1/1)

SCORING PERCENTAGE INSIDE-THE-20 (Red Zone)

	Colorado	Opponent
Times Penetrated Opponent 20	7	10
Total Scores	6	6
Touchdowns (Rush/Pass).....	6 (5/1)	5 (4/1)
Field Goals-Attempts	0-0	1-2
Turnovers/Downs/Punts/Clock.....	0/1/0/0	2/1/0/0
Scores From Outside The RZ/TD,FG.....	0/0.0	2/1.1
Scoring Percentage (TD Pct.)	85.7 (85.7)	60.0 (50.0)
Total Red Zone Plays/Yards (Avg.).....	19/110 (5.8)	28/113 (4.0)
Third Down Efficiency	1-2/50.0	3-7/42.9
Fourth Down Efficiency.....	0-1/0.0	1-2/50.0
*Ran Out Clock Not Trying To Score	0	0

(*—not included in total counts or plays above; the 20 **IS NOT** in the Red Zone)

FIRST DOWNS EARNED

Player	Rush	Pass	Rec.	—	Total (3/4)
BRENDON LEWIS	9	10	0	—	19 (6)
JAREK BROUSSARD	8	0	0	—	8 (2)
ALEX FONTENOT	4	0	0	—	4 (1)
DEION SMITH	3	0	0	—	3 (1)
DANIEL ARIAS	0	0	2	—	2 (1)
ASHAAD CLAYTON.....	2	0	0	—	2 (1)
JOE DAVIS	2	0	0	—	2 (1)
CHASE PENRY.....	0	0	2	—	2 (1)
BRENDEN RICE	0	0	2	—	2 (1)
DREW CARTER	0	1	0	—	1 (0)
M. LEMONIOUS-CRAIG ..	0	0	1	—	1 (0)
ALEX PELL.....	0	0	1	—	1 (0)
BRADY RUSSELL.....	0	0	1	—	1 (0)
LA'VONTAE SHENAU..	0	0	1	—	1 (1)
DIMITRI STANLEY	0	0	1	—	1 (0)

FUMBLES

Player	No-Lost
B. LEWIS	1-1
STANLEY	2-1
TEAM	1-0
Totals	4-2

MISCELLANEOUS

	Colorado	Opponent
Points Scored First 5 Minutes (Total/1st, 2nd)	0/0,0	0/0,0
Points Scored Last 5 Minutes (Total/1st, 2nd)	0/0,0	10/3,7
Points Scored Last 2 Minutes (Total/1st, 2nd)	0/0,0	3/3,0