



UNIVERSITY OF COLORADO BUFFALOES / SPORTS INFORMATION SERVICE

2150 Stadium Drive (574 Champions Center), 357 UCB, Boulder, CO 80309-0357

Telephone 303/492-5626 (E-mail/FB contacts: david.plati@colorado.edu; curtis.snyder@colorado.edu)

David Plati (Associate AD/SID), Curtis Snyder (Assistant AD), Troy Andre (Associate SID/CUBuffs.com Managing Editor), Linda Sprouse (Associate SID), Seth Pringle (Assistant SID), Shaun Wicen (Assistant SID), Neill Woelk (Contributing Editor/CUBuffs.com), Ben Rossi (Graduate Assistant)

www.CUBuffs.com

© 2021 CU Athletics

GAME 9

2021 COLORADO BUFFALO FOOTBALL WEEKLY RELEASE, NOTES & STATISTICS

COLORADO BUFFALOES vs. OREGON STATE BEAVERS

BUFFALOES HOST BEAVERS IN ANNUAL HOMECOMING & HALL OF FAME AFFAIR

SATURDAY, NOVEMBER 6, 2021 • 5:10 p.m. MDT • Folsom Field (50,183) • Boulder, Colo.



RELEASE NUMBER 9 (November 1, 2021)

PAC-12 NETWORKS (National) | KOA-RADIO | CUBUFFS.COM (Live Stats)

BUFFALO BITS ...

The **Colorado Buffaloes** (2-6, 1-4 Pac-12) return home after two weeks on the conference road to host the **Oregon State Beavers** (5-3, 3-2 Pac-12) in a 5:10 p.m. MDT kickoff at Folsom Field ... This will be the 106th **Homecoming Game** in school history, with the Buffs owning a **64-36-5** record in the contests; CU is 3-6 in the games since it joined the Pac-12, and 0-1 against Oregon State (a 41-34 overtime loss in 2018) ... It's a rare November Homecoming affair, though the 2019 game was on Nov. 9; since World War II, CU is **11-4** in November Homecoming tilts ... It's also **Hall of Fame** weekend at Colorado, as nine new members will be inducted into CU's Athletic Hall of Fame on Thursday, with introductions during Saturday's game (see more on pages 3-5) ... Oregon State leads the all-time series by a **6-5** margin (3-3 in Boulder and 3-3 with both as members of the Pac-12) ... Both

teams are coming off losses: the Buffaloes fell 52-29 at No. 7 Oregon (though the Ducks added a cosmetic score with 50 seconds remaining); UO at 7-1 is the only Pac-12 team without three losses overall ... The Beavers lost at California, 39-25, as the Bears had opened 1-5 but defeated CU at home (26-3) the week before ... The Beavers are averaging 40.2 points in their five wins and 23.3 in the three losses ... (OSU is a game out of the North Division lead and needs one win to become bowl eligible, while the Buffaloes must win out to qualify ... A reminder the clocks move back an hour at 2 a.m. the next day as the nation returns to Standard Time ... **CUBuffs.com/media** is all things Buff (on-line media guide, game notes, quotes, boxscores, live stats, etc.); you can find the media guide here: <https://cubuffs.com/2021FBMG>.

DEPTH CHART ON PAGE 72; ROSTERS ON PAGES 73-75; STATISTICS 76-84

CU-OSU TV (P12N): Ted Robinson (play-by-play) / Yogi Roth (color) / (no sideline reporter) / Michael Molinari (producer)


CU-OSU National Radio (Learfield IMG): Kate Scott (play-by-play) / Mike Golic (color) / (no sideline reporter) / Tom Boman (producer)

STAT OF THE WEEK

Turnover-Free. One thing Colorado has done exceptionally well has been taking care of the football – the Buffs have just six turnovers in eight games – the fifth-fewest in the nation – and have now had four games without one in 2021. It's CU's fifth turnover-free game in 14 under head coach **Karl Dorrell**, which, granted a small sample size, is the highest percentage of any coach in school history. **Mike MacIntyre** (2013-18) had 17 games out 74 without a turnover, the best percentage of all previous coaches (23.0); **Bill McCartney** (1982-94) had the most games, 23 (out of 153, or 15.0%). Otherwise, only **Gary Barnett** (1999-2005, 11 out of 87), **Dan Hawkins** (2006-10, 8 out of 58) and **Eddie Crowder** (1963-74, 6 out of 118) had more than the five games Dorrell has under his belt.

OBSCURER NOTE OF THE WEEK

QB Brendon Lewis has seven touchdown passes this season, five of which have been thrown to freshmen; that matches the entire total of TD passes previously thrown from a freshman to a freshman wide receiver in CU history (and just on three other occasions, a freshman had a passing TD completed to a frosh running back). Lewis has tied Cody Hawkins for the most by frosh quarterback to freshmen receivers with the five; four different frosh have been on the receiving end in 2021, all receivers – Hawkins completed his five back in 2007 to a receiver (four) and a running back (one). Lewis is also now tied for the fifth-most TD passes by a freshman (See complete lists on page 7).



2021 COLORADO SCHEDULE & RESULTS (2-6, 1-4 Pac-12)

Date	CU*	Opponent	Opp*	TV	Result/Time	Record	Series	This-N-That or '20 rewind
SEPT. 3	---	NORTHERN COLORADO (N)	---	P12N	W 35-7	3-6	11- 2-0	Five different players score TDs as Buffs pull away in second half
Sept. 11	---	Texas A&M (Denver)	5	FOX	L 7-10	6-2	6- 4-0	A&M scores winning TD with 2:41 left; defensive battle (548 total yards)
SEPT. 18	---	MINNESOTA	---	P12N	L 0-30	6-2	3- 1-0	Gopher defense limits CU to 63 total yards, slowly pull away in second half
Sept. 25	---	● at Arizona State (N)	RV	ESPNU	L 13-35	5-3	3- 9-0	ASU led 14-10 after CU opens 3Q with a TD; outscore CU 21-3 rest of the way
OCT. 2	---	● SOUTHERN CALIFORNIA	---	P12N	L 14-37	4-4	0-15-0	USC methodically pulls away with 10 points in each of the 1st, 2nd & 3rd Qtrs
OCT. 16	---	● ARIZONA (FW)	---	P12N	W 34- 0	0-8	16- 8-0	Non-offensive return TDs by Woods (blk PR) and Wells (INT) ignite CU win
Oct. 23	---	● at California	---	P12N	L 3-26	3-5	4- 7-0	Cal defends home turf in series, has now won all five games in Berkeley
Oct. 30	---	● at Oregon	7	FOX	L 29-52	7-1	9-14-0	Ducks score TDs on first four possessions and Buffs could never catch up
NOV. 6	---	● OREGON STATE (N; HC)	---	P12N	5:10p	5-3	5- 6-0	OSU rallied from down 31-3 to win 41-34 in OT in last meeting (2018 at Folsom)
Nov. 13	---	● at UCLA (N)	---	P12N	7:00p	5-4	5-11-0	Buffs roll to 35-7 second quarter lead and hang on; Broussard has record night
NOV. 20	---	● WASHINGTON	---	TBA	TBA	4-4	6-12-1	CU's 20-14 win in Boulder snapped UW's 9-game winning streak in series
Nov. 26	---	● at Utah	---	FOX/FS-1	TBA	5-3	32-32-3	Buffs led 21-10, Utes score last 28 in game; series tied for first time since '52
Dec. 3	---	Pac-12 Championship Game	---	ABC	6:00p	---	---	at Allegiant Stadium, Las Vegas, Nev.

KEY: *—AP rank at time of game; ●—Pac-12 Conference game; N—Night game; FW—Family Weekend; HC—Homecoming; All times Mountain.

**COLORADO MEDIA SERVICES**

IN-SEASON CHANGE: Head coach **Karl Dorrell's** weekly **media press conference** will now be held on **Mondays** beginning at **1:30 p.m.** (light snacks and beverages will be provided). The location remains the same (UCHealth Champions Center, third floor, Room 319). Dorrell takes the podium at 2:00 p.m. and select players before and/or afterward depending on class schedules. This year's dates: **Sept. 20-27, Oct. 11-18-25, Nov. 1-8-15-22-29, Dec. TBA.** It is also streamed live on www.CU Buffs.com with Zoom access available for others to interact is: <https://cuboulder.zoom.us/j/97078740636>.

Season Interview Schedule. Dorrell will address the media after practice on Mondays at his presser and Wednesdays. Interviews with players are allowed post-practice Mondays (indoors), Tuesdays and Wednesdays; phone interviews can be coordinated around their class schedules. Sunday interviews are at the discretion of the player (and only if selected as a national player of the week), as it being the standard player day off, CU can't require due to NCAA rules. Assistant coaches are game-planning on Sunday and are also only available at their discretion. **Note:** the interview cutoff for players is 72 hours before games.

Reminder: there is no longer a Tuesday **Pac-12 Teleconference Call** (ended in 2018).

Video highlights of CU games are available through the Pac-12 Network Assignment Desk (assignment@pac-12.org). However, there are usage restrictions; contact **Dustin Rocke** to coordinate your needs (drocke@pac-12.org).

The **Pac-12 Networks** are available nationwide through many platforms; check with local cable or satellite subscribers for more info. Comcast and Time Warner carry the Network in Colorado and DISH Network is the league's satellite provider. In the Boulder-Denver area: Comcast 430 & 431 (840 HD); Pac-12 DISH channels include 406 (hopper) and 409 (along with 5453 and 5454 in its auxiliary area).

The **Colorado locker room** (home and road) is closed after games; following the customary 10-minute cooling off period, players will be available in a timely manner COVID-restrictions permitting (requests will be solicited following the game).

Colorado's football **practices** are generally closed, but there is a 20-25 window open early in practice for media photography/videography needs on Monday, Tuesday and Wednesday (follow parameters list in CU's media policies). Thursday & Friday practices are open only to network TV talent if in town.

The standard **practice schedule** (mountain time): **Sunday:** Off; **Monday:** 11:00-Noon (IPF); **Tuesday:** 9:15-11:15 (LF); **Wednesday:** 9:10-11:10 (LF); **Thursday:** 10:45-11:45 walk-through (IPF); **Friday:** 10:45-11:45 (IPF; home and road games). IPF—Indoor Practice Facility; LF—Lower Fields.

COVID-19 Protocols. At present, any one desiring any in-person access to the program must provide proof of vaccination and must wear a mask regardless in all public areas on campus (press box).

Photo Requests. Please direct any photo (.jpg) requests to either david.plati@colorado.edu or curtis.snyder@colorado.edu.

Credentials. CU does not utilize an on-line credential system; we prefer the personal touch. Email Dave Plati with request (david.plati@colorado.edu).

Collegepressbox.com is the official media website for Division I football. Access and download weekly game notes, quotes, statistics, media guides, headshots, logos and more for each conference and its member schools. Register for access at: www.collegepressbox.com/register.

The **Pac-12 Mountain Network** is the television home of the Buffaloes; it produces a variety of programming featuring all 12 member institutions.

THE BUFFS ON THE INTERNET

The official CU site on the Internet can be found at www.CUBuffs.com has the most up-to-date information, releases, game notes, press conference broadcasts (free), articles by longtime journalist and CUBuffs.com contributing editor **Neill Woelk** along with podcasts/video by the voice of the Buffs, **Mark Johnson**; the direct link to the **Football Media Center** is cubuffs.com/ColoradoMediaCenter. Breaking news with the program will be found here first every time and delivered in full without third-party editing or what they might deem unessential.

Live Stats for Colorado home games can be accessed at www.colorado.statbroadcast.com; please contact the SID office for the password.

BuffsTV is CU's live streaming service for live games and press conferences not broadcast by the Pac-12 TV partners. In addition, highlights, features, interviews and the Buffalo Stampede weekly show can be found at www.youtube.com/BuffsTV.

THE BUFFS ON THE AIRWAYS

KOA-Radio in Denver, 850AM & 94.1FM (KHOW 630AM on Sept. 25 with a conflict with the Colorado Rockies) originates the CU Football Network, with **Mark Johnson** in his 18th year as the play-by-play voice of the Buffs. Former CU head coach **Gary Barnett** (analysis) is in his sixth full season on the broadcasts. Sideline duties will be handled by **Andy Lindahl** (home games) and **Bobby Pesavento** (road games), with **Jeff Campbell** as the alternate. Cities on the network in addition to KOA: Aspen (KNFO, 106.1 FM), Buena Vista (KBVC, 104.1 FM); Fort Morgan (KRFD, 100.1 FM), Glenwood Springs (KMTS/99.1 FM), Grand Junction (KTMM/1340AM), Redstone (KNFO/105.7FM), Rifle (KNAM/1490AM), Roaring Fork (KNFO/94.3FM), Steamboat Springs (KTYV, 98.9FM), Thomasville (KNFO/96.3FM), Vail (KNFO/105.5FM), and West Glenwood Springs (KMTS/96.7FM). KOA has been the home to CU football for 78 of the last 81 years. Both stations stream the game live on the Internet: www.850koa.com, <https://khow.iheart.com>.

The **CU Coaches Radio Show** originates from the Champions Center (taped on Thursdays); **Mark Johnson** hosts and it airs 7-8 p.m. that night on KOA and the CU Network; the show will air a day earlier for the Utah game; Stream at <https://cubuffs.com/watch/>.

The **Buffalo Stampede** will air on Wednesdays (Aug. 25-March. 31) on Altitude Sports Network.

collegepressbox
SINCE 2005 EVERYTHING BUT THE PREGAME MEAL

Satellite Radio: Sirius-XM is the satellite home of the Buffs; the Arizona game (KOA broadcast) will be on Sirius 113, XM 198 & Internet Ch. 960.

PRONUNCIATION GUIDE**Coaches/Staff**

Darrin **CHIAVERINI** (shiv-ah-ree-knee)
Karl **DORRELL** (door-el)
Darian **HAGAN** (hay-gun)
DEMETRICE Martin (dee-meat-riss)
Brian **MICHALOWSKI** (michael-ow-ski)
Mitch **RODRIGUE** (row-dreeg)

Players

68 Edgar **AMAYA** (uh-my-uh)
6 Daniel **ARIAS** (are-e-us)
97 Allan **BAUGH** (baw)
6 **MEKHI** Blackmon (muh-kye as in eye)
87 Derek **BEDELL** (bey-dell)
23 **JAREK BROUSSARD** (jerek brew-sard)
69 **GERAD** Christian-LICHTEHHAN (jared lick-tin-han)
0 **ASHAAD** Clayton (ah-shod)
57 John **DEITCHMAN** (dych-mon)
18 Jeremiah **DOSS** (dawse)
18 Caleb **FAURIA** (four-E-A)
53 Noah **FENSKE** (fenn-ski)
76 Frank **FILLIP** (phillip)
8 Alex **FONTENOT** (font-en-know)
33 Joshka **GUSTAV** (goo-stovv)
94 **JANAZ** Jordan (juh-nozz)
52 Joshua **JYNES** (rhymes with nines)
58 KARY **KUTSCH** (car-E kutch as in butch)
15 Montana **LEMONIOUS**-Craig (lee-moan-e-us)
74 Chance **LYTLE** (lie-tull; hard T)
49 Geno **MACIAS** (muh-see-us)
40 **ZEPHANIAH MAEA** (zeff-uh-ny-uh my-A)
38 Zion **MAGALEI** (ma-guh-lay)
98 Nico **MAGRI** (ma-gree)
51 Tommy **NOTARAINNI** (no-tree-ah-knee)
65 Colby **PURSELL** (per-sell)
54 **KANAN** Ray (kay-ninn)
73 Ben **REZNIK** (rez-nick)
91 **NA'IM** Rodman (ny-eem)
99 Jalen **SAMI** (sah-me)
51 Jack **SEAVALL** (see-vaul)
5 **LA'YONTAE SHENAU** (luh-von-tay shuh-nault)
7 J.T. **SHROUT** (rhymes with shout)
33 **JAYLE** Stacks (jay-lee)
50 **KATIN SURPRENANT** (kate-in super-not)
96 **KANAAN** Turnbull (kay-ninn)
31 Jonathan Van **DIEST** (rhymes w/east)
55 Blake **WEIHER** (we're)

ROSTER CHANGES/DUPE I.D.'s

Number Changes: ILB Zephaniah Maea (40 from 34); TB Noah Wagner (39 from 32).

Entered Transfer Portal: 17 Blayne Toll, DL; 92 Lloyd Murray, DT

Dupe Numbers: Those appearing below are in dupe numbers where both likely see action on special teams; jerseys do have name tags, so do look closely:

Offense/Specialist	Defense/Specialist
3 Penry, WR	3 Gonzalez, CB
5 Shenault, WR	5 M. Perry, S/LB
6 Arias, WR	6 Blackmon, CB
15 L-Craig, WR	15 Lamb, ILB
20 Smith, TB	20 Barnes, ILB
21 Pell, TE	21 Moore, CB
23 Broussard, TB	23 Lewis, S
28 Davis, TB	28 Taylor, CB
33 Stacks, TB	33 Gustav, OLB



CU TO INDUCT NINE NEW MEMBERS INTO ITS ATHLETIC HALL-OF-FAME

The 16th class that will be inducted into the **University of Colorado Athletic Hall of Fame** this Thursday (Nov. 4) features nine Golden Buffalo legends who are representative of eight different sports, all of whom have their special place in history that collectively covers over a century of CU athletics. The nine, including one who will be honored posthumously, cover a period starting in the 1910s through this past winter, representing eight different decades in all. Two in the group won NCAA individual titles, while a recently retired head coach led the Buffaloes to eight national crowns. One was an Olympian; two others on U.S. national teams; one was at one time the school's all-time leading scorer in basketball but had his career end sadly with a broken leg; and three football players who all played key roles at various stages or in memorable games for the Buffaloes, one of whom crossed the goal line six times in a certain victory over a rival draped in red.

The 2021 class brings the total to 131 members (plus the '59 ski team, CU's first national champions) in the CU Athletic HOF since its inception in 1998 (17 have been honored previously after their deaths). Athletic director **Rick George** personally notified all nine living members of the upcoming class of their impending induction, as well as the next of kin for the deceased inductee, the legendary Lee Willard. This year's inductees:

Donnie Boyce, Basketball (1991-95)

He was afforded some kind of distinguished honor every year of his Colorado career: a two-time, first-team All-Big Eight Conference performer at guard as a sophomore and junior (1992-93, 1993-94; second-team as a senior, honorable mention as a freshman), a USBWA first-team All-District 7 selection as a senior (second-team as a junior) and earned Big Eight All-Freshman team honors in '91-92 ... A candidate for the prestigious John Wooden Award as a senior ... A member of the *Kansas City Star's* Players' Team as a junior and senior (first-team; voted on by the players) ... Most Valuable Player in the 1993-94 Mile High Classic ... Participated in the trials for the 1994 Goodwill Games ... Finished his career as CU's all-time leading scorer with 1,995 points, which still ranks third all-time; he was set reach the 2,000-point plateau but suffered a broken leg in the first half of CU's 71-53 loss to Oklahoma in the first round of the 1995 Big Eight postseason tournament (he thus missed the Buffs' first round NIT game at New Mexico) ... He also exited as CU's all-time leader in games started (107), field goals attempted (1,648), free throws made (480) and attempted (721) ... The second player in school history to lead the team in scoring for all four years of his career (joining Emmett Lewis, 1976-79; Richard Roby later did it from 2005-08) ... He averaged 14.9 points per game as a freshman, 19.1 as a sophomore, 22.4 as a junior (the third-highest mark for a single-season at CU) and 18.5 as a senior; he averaged 18.8 points per game over his career ... Scored a career-high 46 points in the '94 regular season finale at Oklahoma State (second-most ever in a single game by a Buff) and had five career 30-plus point performances (he tied the school record for most points in a half with 31 in the first half in that OSU game) ... Also led the team in assists his sophomore through senior seasons and twice led the team in steals ... He led the Big Eight in scoring in conference games as a junior with an impressive 26.8 points per game ... He was a second round pick (42nd overall) by the Atlanta Hawks in the 1995 National Basketball Association draft ... The leg injury delayed his pro debut until March of the following season; he had a short career in the NBA, appearing in 30 total games for Atlanta over the 1995-96 and 1996-97 seasons (started two games and scored 79 total points) ... He signed as a free agent with the San Antonio Spurs but never appeared in a game ... He would go on to play overseas, in the Continental Basketball Association (CBA) and the United States Basketball League (USBL) before retiring as a professional in 2006 ... Entered the coaching profession at his high school alma mater, Proviso East, where he has been the school's head coach since 2011, sans the 2015-16 season when he was an assistant for the Texas Legends in the NBA's Developmental League ... His first team at Proviso went 32-1 (ironically the school's record when he was a senior in '90-91), losing in the state final, with his second team taking third place; he has a 204-78 record in nine seasons with two of his players in the NBA (Jevon Carter, Phoenix and Sterling Brown, Houston) ... He was born September 2, 1973 in Chicago and has an adult son, Andre.



Chris Brown, Football (2001-02)

A first-team All-American by the AFCA as a junior in 2002 (second-team by the *Associated Press* and *The Sporting News*), when was the runner-up for the Doak Walker Award (presented to the nation's top running back) ... He finished eighth in the balloting for the Heisman, an honor he would have contended for had it not been for a late season injury (he received five first place votes and 48 points) ... The Colorado Sports Hall of Fame selected him as its collegiate athlete of the year for the state of Colorado for 2002 ... He was having quite a season prior to missing the last two games of the regular season (and most of a third) with a severely bruised sternum, as in 11 games, he rushed for 1,744 yards, which was and remains the second highest single-season total in school history, doing so on the strength of nine



100-plus yard rushing games (he had 14 for his career) ... He led the nation in rushing for a six-week period in 2002 en route to finishing third in the NCAA ... A unanimous All-Big 12 selection, he led the Big 12 in rushing, scoring and all-purpose yards, with the league coaches selecting him as the offensive player of the year ... He has one of the three 300-yard rushing games in school history (309 at Kansas in 2002) ... As a sophomore, he led the team in rushing, as his tough, aggressive running keyed late season wins over Nebraska to win the Big 12 North Division and then over Texas to claim the league crown; he had 198 and 182 yards, respectively, in those games, and scored a school record six touchdowns against the Cornhuskers (and added three in the title game) ... Despite playing just two seasons for CU after transferring from Northwestern, he finished as CU's fourth all-time leading runner with 2,690 yards, a figure that is still seventh; his 34 touchdowns tied for the second-most and remain third ... Declared himself eligible for the NFL Draft following his junior season, and was a third round pick in the 2003 National Football League Draft (93rd overall) by the Tennessee Titans ... He rushed for 3,024 yards and 19 touchdowns in six seasons in the NFL with Tennessee and Houston (his best year was 2004, when he ran for 1,067 yards for the Titans; his 4.9 yards per carry led the league) ... Retired from football after the 2009 season, he lives in Houston with his wife and three children, two boys and girl ... He was born April 17, 1981 in Winfield, Ill.

Nikki Marshall, Soccer (2006-09)


A four-year letterwinner under coach Bill Hempen from 2006-09 ... The most decorated performer in the 25-year history of the program ... CU's Co-Female Athlete of the Year for 2006-07, also claiming the Female Freshman of the Year honor (the only CU athlete, male or female, to claim both in the same year) ... CU's Co-Female Career Athletic Achievement Award winner for 2009-10 ... Continues to own 20 program records through the 2020 season, including the school's all-time leading scorer (42 goals) ... Led the program with 93 points up until 2019 ... holds the most game-winning goals (18) and is second with 261 shots attempted ... Set class records as a freshman and sophomore with 17 and nine goals, respectively ... Scored the fastest regulation and overtime goals in CU history, taking less than 30 seconds to score against St. Mary's College in 2009 (8-1) and against Oklahoma in 2007 (2-1, OT) ... Ranks in the top 10 in 32 other career, season and single-game categories ... Big 12 All-Newcomer Team and Big 12 Newcomer of the Year ... Three time Big 12 Offensive Player of the Week ... Soccer Buzz and Soccer America Freshman All-American and 2006 Soccer Buzz fourth-team All-American ... Four-time, first-team All-Big 12 team member ... CU was 47-27-12 during her career, and went the deepest into the NCAA tournament in school history her freshman year (2006) ... Member of the U.S. Women's National Team U-23 player pool from 2009-11, receiving three camp call-ups ... Received first call-up to the USWNT in May 2014 ... Helped the U.S. U-20 Women's National Team to the silver medal at the 2007 Pan American games ... Helped lead the team to the FIFA U-20 Women's World Cup championship in 2008, where she was named the Sierra Mist Woman of the Match in the 2-1 championship win over North Korea ... Helped the team qualify for the 2008 U-20 World Cup ... Recorded a goal and an assist in the 2008 Four Nations Tournament final, where the U.S. beat host team Chile 5-1 ... Played three matches as the U-23 USWNT earned the title at the 2011 Four Nations Tournament ... Selected seventh overall in the 2010 Women's Professional Soccer Draft by the Washington Freedom ... Appeared in 25 games as a rookie for the Freedom, and remained with the club in 2011 when it moved to Florida and became the magicJack ... Traded to the Boston Breakers in July 2011, playing in seven matches ... Helped the Western New York Flash to the 2012 WPSL Elite championship ... MVP of 2012 championship match against the Chicago Red Stars ... Signed with Portland in January 2013 and started all 22 regular season matches in the inaugural NWSL season (recorded one assist that year, assisting on the game-tying goal in the 2013 NWSL semifinals) ... Helped the Thorns to the 2013 NWSL Championship ... Started 46 consecutive regular season matches dating back to 2013, making her the only player on Thorns FC to have started every game in the NWSL in the first two seasons ... Suffered a torn ACL late in the 2014 season before opting to retire ... Graduated in May 2009 with a degree in Sociology ... Born June 2, 1988 in Westminster, Colo., she married Thomas Malone of Portland, Ore., in 2016 and the couple currently resides in Broomfield; they have two children, 3-year old Delaney and a 1-year old come this fall, Isaiah, along with their cherished 5-year old Australian Shepherd, Mocha.



**Chris Naeole, Football (1993-96)**

A four-year letterman from 1993-96, he was a dominant force at guard (lined up a 6-foot 4 and 310 pounds) ... A consensus first-team All-American as a senior in 1996 (*Associated Press*, AFCA, Walter Camp and *Football News*) ... He became the first native Hawaiian player to earn consensus All-America honors in 51 years (Herman Wedemeyer did it in 1945 for St. Mary's) ... A *Playboy* Preseason All-American prior to his senior year... A first-team All-Big Eight performer in 1995 as a junior, and a unanimous first-team All-Big 12 team member as a senior, when he was co-winner of the John Mack Award as CU's outstanding offensive player... Set a school record as a senior with 58 pancake blocks... Ended his career by not allowing a quarterback sack in his final 28 games (including 468 pass plays as a senior) ...

The only player in CU history to win the spring Romig (top senior-to-be), Casotti (top-junior-to-be) and Irwin (top sophomore-to-be) awards ... A first round choice by New Orleans in the 1997 NFL Draft (10th overall, the highest position a Colorado offensive lineman has ever been drafted through the 2020 draft); he was the highest selected guard in the draft since 1988, and the first Buffalo offensive lineman picked in the first round since 1980 (Stan Brock) ... He played 12 seasons in the league with New Orleans (1997-2001) and Jacksonville (2002-08), starting 150 of 154 career games (he was flagged for just 49 penalties over his entire pro career, or just one for every three-plus games) ... Selected as the No. 25 player in the Jacksonville Jaguars history in its 25th anniversary celebration as a franchise in 2019 ... He went into coaching after his playing days, first at Iolani High School on Oahu and then as the full-time offensive line coach for the University of Hawai'i (2013-17; for a time during the 2015 season, he served as the interim head coach) ... Spent two years last decade coaching and consulting about American football in Japan ... Inducted into the Polynesian Athletic Hall of Fame in its 2016 class ... Graduated with a 3.0 grade point average with a degree in Sociology from CU ... A first-team All-American in high school (*Prep Football Report*) ... He was born December 25, 1974 in Kailua, Hawai'i. (*last name pronounced ny-oh-lee*)

Mickey Pruitt, Football (1984-87)

Earned four letters under Bill McCartney from 1984-87 ... He is one of just seven players in Colorado history to be afforded three-time first-team all-conference honors, as he was an All-Big Eight strong safety in 1985-86-87... He earned second-team All-America honors as a senior and was an honorable mention All-American as a junior (selected by the *Associated Press* both years) ... His 332 career tackles set a school record for the most by a defensive back, a record that would stand for 14 years (still stands second by a DB and 12th overall through the 2019 season), and his 30 career pass deflections was the Buff standard for 12 seasons... He had nine career forced fumbles, the third most at CU ... He led

all Big Eight defensive backs in tackles as a junior (106) and senior (108) ... Was a finalist for the inaugural Jim Thorpe Award in 1986 ... His sack of Oregon quarterback Chris Miller as time expired preserved a 21-17 Colorado win 1985, the impetus for CU's first winning season in seven years ... CU's Zack Jordan Award winner (most valuable player) his senior year, as selected by his teammates ... A member of CU's All-Century team, selected in 1989, and a first-team Big Eight All-Decade selection (1980-89) ... Undrafted out of college, he signed as a free agent and played 62 games in the NFL with Chicago (1988-90) and Dallas (1991-92) ... He received the Brian Piccolo Award given annually to the Bears rookie who best exemplifies courage, loyalty, teamwork and dedication ... With the Cowboys in 1992, he earned a Super Bowl ring when Dallas defeated Buffalo, 52-17 ... He was a graduate assistant at Colorado under head coach Rick Neuheisel for the 1995 and 1996 seasons, and went on to be a full-time coach tutoring the secondary for the University of Hawai'i under Fred von Appen (who was an assistant at CU) ... He spent some time in the player personnel department for the Chicago Bears starting in 1999 and also served for a time as the director of the Bears' Youth Football Camps in 2012 ... He is in his 23rd year as the director of sports for Chicago Public Schools ... He was born January 10, 1965 in Bamberg, S.C.

Dathan Ritzenhein, Cross Country & Track (2001-04)

A three-time U.S. Olympic team member (2004, 2008, 2012) and three-time World Team member (2007, 2009, 2013), he retired from professional racing after a 16-year career in May 2020 ... Over the course of his high school, college and professional career, he won a total of 52 major events (amateur and pro) ... Turned professional after his junior year at Colorado, when he was the individual champion in the 2003 NCAA Cross Country championships (the fourth - and last - Buffalo to win the title) ... A six-time All-American, twice in cross country (his 2003 win plus a fourth place finish in 2001), twice in the indoor 5,000-meter run (third in 2002, fourth in 2004) and twice in the outdoor

5,000 (second in 2004, third in 2002) ... Still holds the CU outdoor records he set in 2004 for the 3,000-meter run (7:50.39) and the 10,000-meters (27:38.50); in fact, he still owns the second-best time in the 3k (8:14.96) ... That 10,000-meter effort at the time was an American-Born collegiate record, which is still the third-best by an American (and 11th overall) ... His 13:27.77 clocking in the 5k was the second-best at the time he set it in 2002, and remains the fourth-fastest ... Also set the school best at the time in the indoor 5,000 (13:42.09, still the sixth-fastest) ... A six-time Big 12 individual champion: Cross Country (2003), Indoor 3,000 (2002, 2004), Indoor 5,000 (2004) and the Outdoor 5,000 (2002, 2004) ... Also the 2003 Mountain Regional champ, thus he had a sweep in '03 (conference, regional, nationals) ... Professionally, his accomplishments include: 2004 USA Olympic Team member in the 10,000-meter run (2004, 2012, finishing 13th the latter year) and in the Marathon (2008; finished ninth) ... Three-time (2005, 2008, 2010) USA Cross Country champion, finishing second in 2013 and third in 2007 ... 2005 USA Road 10k champion ... Third in the 2006 USA Outdoor Championships (5,000) ... Second in the 10,000 in the 2009 USA Outdoor Championships (placed third in the same event in 2007) ... Earned his spot on the '08 USA National Team for the Olympics with a runner-up finish in the Marathon Trials ... Finished sixth in the 10k in the 2009 IAAF World Championships ... In 2009, he set the USA 5k national record (12:56.27) ... He was the bronze medalist in the 2009 World Half Marathon Championship ... Though he just missed making the 2012 USA Team in the Marathon (he was fourth), he made the team by finishing third in the 10k trials ... In the 10,000 in 2013, he posted a runner-up finish in the USA Outdoor Championships and a 10th place finish in the IAAF World Championships ... Born December 30, 1982 in Grand Rapids, Mich., he was the nation's top distance running recruit, having been a two-time Footlocker national champion and a bronze medalist in the IAAF junior world cross country championships ... He has since relocated to Niwot, where he is head coach of the On Athletics Club (OAC), a professional track team based in Boulder and sponsored by On Running, a Swiss running company.

**Richard Rokos, Skiing Coach (1988-2021)**


Retired this past March after 34 years coaching at Colorado, the last 31 (1991-2021) as head coach of the men's and women's ski team ... Only two coaches in CU history coached their teams longer than Rokos was at the reins of the skiers: Frank Potts (41 seasons, cross country and track) and Charles Vavra (32 seasons, men's gymnastics) ... Finished as one of the most successful coaches across all sports in school history, winning eight NCAA championships (1991-95-98-99-2006-11-13-15) with nine runner-up finishes and six third place efforts (or 23 top three performances in 31 tries) ... The eight national titles are tied for the most by any coach in CU annals (Mark Wetmore has coached eight in cross country); they are the most in skiing, as he bested Bill Marolt's seven in men's skiing from 1972-78 ... Marolt, who would become CU's athletic director, named Rokos as head coach on July 3, 1991 ... He and his staff coached 46 individual NCAA champions, included three in his final hurrah that brought CU's all-time total to 100 ... During his tenure, 247 skiers earned All-America honors, including first-team on 150 occasions (44 of whom earned two-time first-team honors in the same year) ... Also piloted his teams to 14 Rocky Mountain Intercollegiate Ski Association titles, with CU skiers claiming 65 RMISA/NCAA West Regional titles (the meet served as both)

... Named the United States Collegiate Ski Coaches Association National Coach of the Year on five occasions, last in 2015 ... The 2006 Buffs performed the greatest comeback within the NCAA's in history; in sixth-place and down by 52 points after the first day, CU rallied to assume the lead after day three (six events) and won going away by 98 points ... His 31 teams competed in 187 collegiate races over his career, winning 73 times and finishing second on another 66 occasions; that's a top two finish 74 percent of the time (with 28 third place efforts, his teams finished out of the top three just 20 times and out of the top four just four times) ... Prior to being named head coach, he was an assistant under Tim LaVallee for the Buffs, coaching the Alpine "B" team for two years before being promoted to alpine coordinator for the 1990 season ... A dual citizen of the United States and the Czech Republic, he escaped with his family from communist Czechoslovakia in 1980, making it to the States (Detroit) via Austria, where he and his wife, the former Helena Konecny, and then-18-month-old daughter Linda, spent a year preparing their visas (they moved to Colorado in 1982 and have made it their permanent home) ... An ordained minister, he has performed nearly 40 marriages, including at least 20 that involves CU coaches and athletes ... He was born May 25, 1950 in Brno, Czechoslovakia.




**Jack Ryan, Gymnastics (1966-68)**

As a senior in 1968, he led the Buffaloes to an 11-2 record, CU's first and only Big Eight championship and the Buffs' highest-ever finish – sixth – in the NCAA Championships under coach Art White that were held in Tucson ... He was the individual NCAA champion on the pommel horse, CU's first and only titlist at nationals; he scored a 9.60 score for his event, the second-highest posted in the entire championships ... A three-year letterman (freshmen were not allowed to compete in the conference meets) he was two-time Big Eight Conference champion in the side horse (a missed routine kept him from the title as a senior) ... CU's only dual meet team losses his senior year were to Southern Illinois (the eventual NCAA champion) and Iowa State (the defending Big Eight champion); he won his competitions on the pommel horse against both with near-perfect 9.6 scores ... CU ended Iowa State's three-year run as league champion by scoring 178.85 points to the Cyclones 177.05 ... Overcame significant hand and elbow injuries that he suffered early in his senior year to become a national champion ... As a freshman and sophomore he was first in the side horse in the National United States Gymnastics Federation (USGF) open meets, and as a junior he was also the NCAA regional champion in his specialty ... The U.S. Olympic team was comprised only of "all-around" competitors and not specialists or otherwise was likely a sure-fire Olympian ... Earned his degree in Applied Mathematics from the School of Engineering ('68) and entered private business (in engineering management with a Denver-based aerospace company) ... He was born May 30, 1946 in Buffalo, N.Y., but his family migrated to Colorado, where he graduated from Aurora Central High School in 1964 ... In high school he led his team to two state championships and was a three-time individual state pommel horse champion ... He married his high school sweetheart (Tracey) in August of 1964 before proceeding to college; his wife was his strongest supporter and they were blessed with their three children, all the while he was involved with Engineering school and gymnastics ... After a long career in various engineering management roles that involved five different companies and six different states, they retired to a small town outside of Missoula, Montana.

**Lee Willard, Football/Basketball/Baseball/Track (1918-22)**

Willard enrolled at CU after graduating from Denver West High School in 1918 after he was unable to join the Navy due to a suspected medical condition. The Navy's loss was Colorado's gain, as from 1918-22 he would go to earn 16 letters and be a 10-time first-team All-Rocky Mountain Athletic conference performer in four sports: four each in football, basketball, baseball and track (and was a captain for one or more seasons in all four sports) ... No other student-athlete since has earned as many letters, even when freshmen could play participate for a brief time after World War II and permanently since 1972 ... A 155-pound "battler," he started his football career as an end, played mainly at halfback the next two seasons and finished at quarterback, earning All-RMAC honors his sophomore through senior years ... Returned an interception 80 yards for a touchdown at Colorado College in 1918; it was the longest such play in school history at the time and stood for 20 years ... He was equally outstanding in the other three sports: he led the basketball team in scoring for three years (the conference for two), and led the baseball team in hitting for three as well. Playing centerfield (and occasionally third base) and batting leadoff, he set a conference record with seven home runs in nine league games as a junior in 1921 (three leading off games); he concluded his career in 1922 by going 5-for-5 against Colorado A&M, including a league record four doubles ... He batted .546 as a junior and .525 as a senior ... On the track, he specialized in sprints (career best of 9.8 in the 100-yard dash), relays and the broad jump while also throwing the javelin (winning multiple conference titles in all) ... His speed made him a great breakaway runner on the gridiron, CU's best at that point in its athletic history; he had a great arm that made him a fine passer and a great defensive centerfield in baseball ... He helped rebuild CU's athletic programs after the war, the three team sports combining for a 55-30-1 record, including two RMAC titles in basketball ... He was also an excellent tennis player, but no way he could compete on three sports teams in the spring semester ... His accomplishments extended off the field as well, as he was an honors student in Civil Engineering and president of CU's sophomore and senior classes ... After he graduated in 1922, he had a tryout with the Chicago White Sox baseball club before entering private business ... He would become a top executive for a major petroleum corporation, a position he held until his death on July 3, 1974 ... In 1963, the most outstanding freshman award was created in football and was named in his honor (as was one of the freshman dorms on campus) ... Born James Lee Willard on August 25, 1900 in Denver, he was inducted into the Colorado Sports Hall of Fame in its 1991 class.



The group will officially be inducted in the Hall of Fame Thursday evening at dinner ceremony at the CU Events Center, will be featured in the Pearl Street Stampede parade Friday night and will be introduced at halftime of Saturday's CU-Oregon State game. Inductees are nominated by their peers in the Alumni C-Club or by members of the selection committee; there were 23 semifinalists that emerged from over 40 names submitted over the last three years; a veteran's committee pours over eligible candidates prior to the end of World War II and annually forwards one additional member for induction. An athlete must be at least 10 years removed from their CU career and retired from professional sports (teams) to be considered for induction. With an induction every year instead of on a biennial basis as was the case for the first 16 years of the Hall, CU has been able to get more of those who are deserving of the recognition honored in a shorter time span with larger induction classes. Due to the pandemic, there was no class selected for induction in 2020.

DID YOU KNOW? That CU's inaugural Athletic Hall of Fame class included just one inductee? In 1998, the late **Byron "Whizzer" White** was the sole former Buff enshrined; he is still, to this day, considered CU's greatest all-around athlete. He was also in the first class of the state's Hall of Fame class in 1965, and was CU's first to be enshrined in the College Football Hall of Fame in 1954 – its second class.

RODRIGUE RELIEVED OF COACHING DUTIES

On Monday, Oct. 25, head coach Karl Dorrell announced that he has relieved offensive line coach **Mitch Rodrigue** of his duties, effective immediately. Coaching the linemen for the remainder of the season will be handled internally. Graduate assistant **Donovan Williams** has been working with the line for the better part of the last two seasons and has previous experience coaching linemen as a graduate assistant. Also on staff is **William Vlachos**, who has been in quality control, specifically as the defensive blitz and offensive front specialist; he was an All-American center for Alabama as a senior in 2011 and has spent the majority of his coaching career working with the offensive line. Rodrigue joined Dorrell's original Colorado staff in March 2020 and coached 13 games for the Buffaloes. He signed a two-year contract at the time of his hiring that runs through Feb. 14, 2022; athletic director **Rick George** said the school will meet the terms of the contract.

**GAME-BY-GAME STARTERS (2021)**

Here are CU's starters for the 2021 season (**bold** indicates first career start):

OFFENSE	WR	WR	WR	LT	LG	C	RG	RT	TE	QB	TB
Northern Colorado	Arias	Rice	Stanley	Wiley	Kutsch	Pursell	Ray	Lytle	Russell	B. Lewis	Broussard
Texas A&M	Arias	Rice	Stanley	Wray	Kutsch	Pursell	Ray	Wiley	Russell	B. Lewis	Broussard
Minnesota	Arias	Rice	Stanley	Wray	Kutsch	Fenske	Roddick	Wiley	Russell	B. Lewis	Fontenot
Arizona State	Arias	Rice	Lynch (TE)	Wiley	Kutsch	Pursell	Roddick	Fillip	Russell	B. Lewis	Broussard
Southern California	Arias	Rice	Stanley	Wiley	Kutsch	Pursell	Roddick	Fillip	Russell	B. Lewis	Broussard
Arizona	Arias	Rice	Stanley	Wiley	Kutsch	Pursell	Roddick	Fillip	Russell	B. Lewis	Broussard
California	Arias	Rice	Perry	Wiley	Kutsch	Pursell	Roddick	Fillip	Russell	B. Lewis	Broussard
Oregon	Arias	Rice	Fontenot (RB)	Wiley	Kutsch	Pursell	Roddick	Fillip	Russell	B. Lewis	Broussard
DEFENSE	DE	DT	DT	DE	SLB	MLB	WLB	LCB	FS	SS	RCB
Northern Colorado	Lang	Rodman	Sami	Wells	Miller	Landman	Q. Perry	Blackmon	M. Perry	I. Lewis	Gonzalez
Texas A&M	Lang	Rodman	Sami	Wells	Thomas	Landman	Q. Perry	Blackmon	M. Perry	I. Lewis	Gonzalez
Minnesota	Lang	Rodman	Sami	Wells	Thomas	Landman	Q. Perry	Blackmon	M. Perry	I. Lewis	Gonzalez
Arizona State	Lang	Rodman	Sami	Wells	Thomas	Landman	Q. Perry	Blackmon	M. Perry	I. Lewis	Gonzalez
Southern California	Lang	Rodman	Johnson	Wells	Lamb	Landman	Bethel (N)	Blackmon	M. Perry	I. Lewis	Gonzalez
Arizona	Lang	Johnson	Sami	Wells	Thomas	Landman	Q. Perry	Blackmon	M. Perry	I. Lewis	Gonzalez
California	Lang	Johnson	Sami	Wells	Thomas	Landman	Q. Perry	Woods	M. Perry	I. Lewis	Gonzalez
Oregon	Lang	Johnson	Sami	Wells	Gustav	Q. Perry	Barnes	Blackmon	M. Perry	I. Lewis	Gonzalez

CONSECUTIVE STARTS—Wells 23, Gonzalez 14, I. Lewis 13, Kutsch 9, Rice 9. **CAREER STARTS**—Landman 36, M. Johnson 31, Wells 30, Pursell 27.

PLAYER PARTICIPATION (dressed/played): Northern Colorado 83/68; Texas A&M 87/61; Minnesota 86/70; Arizona State 74/63; Southern California 75/59; Arizona 74/62; California 73/59; Oregon 70/59.

COLORADO CAPTAINS / GAME-BY-GAME

The coaches select captains for each game; CU's game-by-game captains in 2021:

Opponent	Captains				
Northern Colorado	ILB Nate Landman	DE Terrance Lang	QB Brendon Lewis	C Colby Pursell	
Texas A&M	CB Mekhi Blackmon	WR Jaylon Jackson	ILB Nate Landman	TE Brady Russell	
Minnesota	CB Christian Gonzalez	OG Kary Kutsch	TE Matt Lynch	OLB Carson Wells	
Arizona State	OG Casey Roddick	NT Jalen Sami			
Southern California	CB Mekhi Blackmon	CB Christian Gonzalez	ILB Nate Landman		
Arizona	CB Mekhi Blackmon	ILB Nate Landman	QB Brendon Lewis	TE Brady Russell	
California	CB Mekhi Blackmon	ILB Nate Landman	QB Brendon Lewis	TE Brady Russell	
Oregon	CB Mekhi Blackmon	ILB Nate Landman	QB Brendon Lewis	TE Brady Russell	

COLORADO PLAYERS OF THE GAME & SCOUT TEAM POW'S

Here are the coaches' selections for Colorado's player of the game and scout team players of the week:

Opponent	Offensive	Defensive	Special Teams	Offensive Scouts	Defensive Scout(s)	Special Team Scout(s)
N. Colorado	WR Montana L-Craig	ILB Nate Landman	S Anthony Lyle	QB James Mott	OLB Devin Grant	TB Noah Wagner
Arizona	QB Brendon Lewis WR Brenden Rice	NT Jalen Sami ILB Nate Landman OLB Carson Wells	WR Dimitri Stanley PK Cole Becker S Trevor Woods	QB James Mott	DB Trey Ortega	WR Ben Finneseth

2021 PAC-12 & COLORADO/NFF POW NOMINATIONS

Here is the list of CU's weekly nominations for the Pac-12 players of the week along with those for the NFF/Colorado Chapter (*—denotes winner):

Opponent	Pac-12 Player of the Week Nominations					Colorado Chapter/NFF	
	Offensive	Offensive Line	Defensive	Defensive Line	Special Teams	Freshman	Player of the Week
N. Colorado	none	none	ILB Nate Landman	NT Jalen Sami	WR Dimitri Stanley	WR Montana L-Craig	ILB Nate Landman
Texas A&M	none	none	ILB Nate Landman	none	none	none	ILB Nate Landman
Minnesota	none	none	ILB Nate Landman	none	P Josh Watts	none	ILB Nate Landman
Arizona State	none	none	none	none	none	none	none
Southern Cal	none	none	none	none	none	none	none
Arizona	QB Brendon Lewis	none	OLB Carson Wells	none	S *Trevor Woods	WR Brendon Rice	OLB *Carson Wells
California	none	none	none	none	P Josh Watts	none	P Josh Watts
Oregon	WR Brenden Rice	none	none	none	WR Brenden Rice	WR Brenden Rice	WR Brenden Rice

YOUNGINS'

With the NCAA granting all student-athletes an extra year of eligibility due to the COVID-19 pandemic, along with the 2018 rule where if you played four games or less, you don't lose a year, the number of underclassmen nationally have skyrocketed—and it's no exception at Colorado. Of the 120 players on the roster, **68** are freshmen (42 first-year, 16 second-year, 10 third-year); when adding in **21** sophomores (three first-time, 15 second-time and three third-time), that's **90** underclassmen on the Buff roster. There are **23** juniors (20 classified as Jr.-2, or super juniors, with three Jr.-3), and just **4** seniors in their final year of eligibility (once **DL Mustafa Johnson** is reinstated later this season). The other **3** are graduate transfers (two of whom have two years of eligibility remaining). The Buffaloes are tied for the second-fewest seniors/graduates in the nation:

FEWEST SENIORS IN THE FBS IN 2021: BYU 3, Colorado 7, Northern Illinois 7, Oregon 7, Central Michigan 8, Old Dominion 9, Louisiana 10, Middle Tennessee 10, UConn 10, Utah 11, Southern Miss 12, Bowling Green 13, Georgia Tech 13.

► Through eight games, freshmen have started **36** games (out of a possible 176); that represents **20.5** percent of the starts this season. It's also the second-most by freshmen over the last 23 seasons, topped only by 23.0 percent in 2012. Upperclassmen (juniors and seniors) have started just **52.3** percent, the third-lowest over the same span, trailing 49.6 in 2012 and 50.4 2014. *See full chart on page 28.*



QUARTERBACK DEBUTS

A list of all quarterback starting debuts can be found in CU's media guide on page 168; Brendon Lewis became the **52nd** player since 1959 to start a game at the position for the Buffs, the 20th in a season opener (**27-24-1** record overall, **11-9** in the opener). He became the second freshman to start a season opener, joining **Cody Hawkins** in 2007 (he was a redshirt frosh); no true freshman has ever started a season opener for Colorado, and of the 52 players, only 13 were freshmen (six true, one second-year – Lewis – and six redshirts). Those performances (*—season opener):

Year	Quarterback	Class	First Game	Result	Rushing	Passing	Rating	†Career Record			
								W	L	T	Pct.
1980	Randy Essington	Fr.	at Missouri	L 7-45	4-(-19), 0 td	22-11-1, 58, 0 td	63.1	3	14	1	.194
1981	Steve Vogel	Fr.-RS	at Iowa State	L 10-17	2-(-3), 0 td	16-12-0, 89, 0 td	121.7	4	17	0	.190
1986	Marc Walters	Fr.	at Kansas State	W 49- 3	18- 88, 2 td	4- 4-0, 111, 1 td	415.6	1	0	0	1.000
1992	Koy Detmer	Fr.	OKLAHOMA	T 24-24	9-(-22), 0 td	50-33-5, 418, 2 td	129.4	14	3	1	.806
1999	Zac Colvin	Fr.-RS	at Iowa State	W 16-12	6-(-1), 0 td	23-14-1, 116, 1 td	108.9	1	2	0	.333
2000	Craig Ochs	Fr.	at Texas A&M	W 26-19	6- 6, 1 td	25-15-0, 239, 1 td	153.5	10	6	0	.625
2007	Cody Hawkins	Fr.-RS	*Colorado State (Denver)	W 31-28 (OT)	2- 3, 0 td	31-18-1, 201, 2 td	127.4	11	17	0	.393
2008	Tyler Hansen	Fr.	at Missouri	L 0-58	16- 30, 0 td	16-12-0, 72, 0 td	112.8	6	15	0	.286
2011	Nick Hirschman	Fr.-RS	at Arizona State	L 14-48	0- 0, 0 td	7- 4-0, 52, 0 td	119.5	0	3	0	.000
2013	Sefo Liufau	Fr.	CHARLESTON SOUTHERN	W 43-10	3-(-8), 0 td	20-14-0, 198, 1 td	169.7	16	24	0	.400
2015	Cade Apsay	Fr.-RS	at Washington State	L 3-27	9- 8, 0 td	40-26-2, 238, 0 td	105.0	0	2	0	.000
2016	Steven Montez	Fr.-RS	at Oregon	W 41-38	21-135, 1 td	32-23-2, 333, 3 td	177.7	17	22	0	.436
2021	Brendon Lewis	Fr.-2	NORTHERN COLORADO	W 35- 7	8-44, 0 td	15-10-0, 102, 1 td	145.8	2	6	0	.250

2021 FRESHMAN STARTING QBs

CU's **Brendon Lewis** is one of **19** starting quarterbacks who are classified as freshmen in the FBS (out of 130 schools; he is one of seven at a Power-5 school). Comparisons among the group through games of Oct. 30 (KEY: Fr.—true freshman; Fr.-2—second-time/super frosh; Fr.-3—third-time (benefitted from eligibility retention rule—four games or less—and NCAA COVID exception; Fr.-RS—redshirt freshman; *—appeared in at least one game in 2020; ^--started at least one game in 2020):

CURRENT STARTERS		2021-----	
Quarterback	Class	G-GS	(W-L)
^Will Plummer, Arizona	Fr.	6- 3	(0-3)
*Dequan Finn, Toledo	Fr.-3	8- 2	(1-1)
Cameron Friel, UNLV	Fr.	6- 6	(0-6)
Seth Henigan, Memphis	Fr.	7- 7	(4-3)
Mikey Keene, UCF	Fr.	6- 5	(3-2)
Jake Lange, Southern Miss	Fr.-RS	4- 3	(0-3)
*Brendon Lewis, Colorado	Fr.-2	8- 8	(2-6)
Donaven McCulley, Indiana	Fr.	3- 1	(0-1)
*Tanner McKee, Stanford	Fr.-RS	8- 7	(3-4)
^D'Wan Mathis, Temple	Fr.-2	6- 6	(2-4)
^Dylan Morris, Washington	Fr.-3	8- 8	(4-4)
Brady Olson, Massachusetts	Fr.	6- 6	(1-5)
Daniel Richardson, Central Mich.	Fr.-2	8- 4	(2-2)
Chandler Rodgers, UL-Monroe	Fr.-3	8- 5	(2-3)
Michael Pratt, Tulane	Fr.-2	7- 7	(1-6)

CURRENT STARTERS		2021-----	
Quarterback	Class	G-GS	(W-L)
^Jeff Sims, Georgia Tech	Fr.-2	5- 5	(1-4)
*C.J. Stroud, Ohio State	Fr.-RS	7- 7	(6-1)
^Grant Wells, Marshall	Fr.-2	8- 8	(5-3)
Caleb Williams, Oklahoma	Fr.	7- 3	(3-0)
OTHERS WHO HAVE STARTED IN 2021			
^Luke Doty, South Carolina	Fr.-2	5- 4	(2-2)
Justin Lynch, Temple	Fr.	6- 2	(1-1)
Timmy McClain, USF	Fr.	7- 5	(2-3)
Brayden Schager, Hawai'i	Fr.	5- 3	(2-1)
Jordan Yates, Georgia Tech	Fr.-RS	5- 3	(2-1)
INJURED/LIKELY OUT FOR SEASON			
*Gunner Cruz, Arizona	Fr.-3	5- 3	(0-3)
Ty Keyes, Southern Miss	Fr.	4- 3	(0-3)
Tyler Phommachanh, UConn	Fr.	3- 3	(0-3)

FRESHMAN-TO-FRESHMAN

QB **Brendon Lewis** has seven touchdown passes this season, five of which have been thrown to freshmen; that matches the entire total of TD passes previously thrown from a freshman to a freshman wide receiver in CU history (and just on three other occasions, a freshman had a passing TD completed to a frosh running back). Lewis has tied Cody Hawkins for the most by quarterback to freshmen with the five; four different frosh have been on the receiving end in 2021, all receivers – Hawkins completed his five to a receiver (four) and a running back (one). The list (*—denotes running back; rest are wide receivers):

Season	Quarterback	Receiver	TDs	Season	Quarterback	Receiver	TDs
1981	Randy Essington	Walter Stanley	1	2021	Brendon Lewis (5)	Brenden Rice	2
1986	Marc Walters	*O.C. Oliver	1			Montana Lemonious-Craig	1
2007	Cody Hawkins (5)	Scotty McKnight	4			Chase Penry	1
		*Demetrius Sumler	1			Ty Robinson	1
2013	Sefo Liufau	*Michael Adkins	1				

► Lewis came back after the bye week and posted his career-best single-game rating in CU's 34-0 win over Arizona. He completed 12-of-19 passes for career-highs of 248 yards and two touchdowns (no picks), with his rating of **207.5** the second-best by a freshman in CU history, behind only a 224.3 by **Steven Montez** against Idaho State in 2016 (6-of-10, 117 yards, 2 TDs); but that was in relief; the 207.5 is the best by a freshman who started a game. It was also the best by a Buff QB since Montez recorded a 246.8 figure in the 2018 season opener against Colorado State.

SINGLE-SEASON TOUCHDOWN PASSES BY A FRESHMAN

Cody Hawkins 19 (2007); Sefo Liufau 12 (2013); Steven Montez 9 (2016); Koy Detmer 8 (1992); Craig Ochs 7 (2000); **Brendon Lewis 7 (2021)**.

SINGLE-SEASON TOUCHDOWN RECEPTIONS BY A FRESHMAN

Paul Richardson 6 (2010); Michael Westbrook 5 (1991); Scotty McKnight 4 (2007); Don Holmes 3 (1979).

**RICE CHECKS**

Super frosh **WR Brenden Rice** has shown a pension for the long play in his short time as a Buffalo. Against Cal, he returned a kickoff 67 yards, the longest by a Buff since Marques Mosley returned one 100 yards for a touchdown against Utah in 2012. That was his fourth career play of 60 yards or longer: he has two touchdowns receptions of 61 yards (versus Utah last year) and 62 yards (vs. Arizona) and one punt return of 81 yards (versus Utah, also last year). He also had a 51-yard reception at Arizona and returned a kickoff 44 yards against Northern Colorado, and was a slip away from returning one to the house at Oregon.

Father-Son Comparison (in the making): When **Jerry Rice** played in the NFL, he had at least one reception of 60 or more yards in 14 different seasons and still holds the record for most 50-yard receptions.

► Rice had the 25th 250-yard all-purpose yards game in CU history against Oregon with **281** yards (which rank 13th on the all-time list). He did it with 12 touches: five receptions for 102 yards, one rush for 17 and six kickoff returns for 162.

The last one occurred last Dec. 5, when TB Jarek Broussard had 301 yards at Arizona (all rushing); the last one with yards gained in all three areas was on Nov. 23, 2007 (Hugh Charles: 169 rushing, 33 receiving, 125 kickoff return vs. Nebraska in Boulder).

► The 162 kickoff return yards tied for the sixth most; the six KOR returns tied the 10th-most. It was also his second career 100-yard receiving game.

FONTENOT A FIRST SINCE 2018 AND LIKELY A FIRST, PERIOD

In CU's 52-29 loss at Oregon, junior **TB Alex Fontenot** scored two touchdowns, one on a 2-yard reception from **QB Brendon Lewis** and the other on a 1-yard run up the middle with a terrific block from **TE Alec Pell**, among others.

► His 2-yard reception on fourth down for CU's second TD was the first receiving TD of his career ... and CU's first receiving TD by a running back since Travon McMillian had a 57-yard one at Arizona on Nov. 2, 2018.

► He became the first Buff to have a rushing and receiving TD in the same game since **WR Laviska Shenault** had two of each versus Arizona State in 2018.

► It is highly likely that he is the first player to score two touchdowns on fourth down in the same game in school history; Colorado last had two touchdowns on fourth down plays in 2011, and the last player to score TDs on two fourth downs in the same season was **WR Scotty McKnight** in 2008 (in back-to-back games against Iowa State and Oklahoma State). **TE Tyson DeVree** had three coming in back-to-back-to-back games in 2007. Cody Hawkins was the QB throwing to both McKnight and DeVree.

COLORADO & HOMECOMING

Colorado is **64-36-5** in 105 previous homecoming games, but is **7-13** since reeling off 16 straight wins in homecoming tilts from 1984 through 1999; the Buffs have won three of the last four, the loss in that grouping the 2018 overtime loss to Oregon State, 41-34. The Buffs snapped an 8-game losing streak in homecoming affairs with a 40-16 romp over Arizona State in 2016, sent the alums home happy the next year with a 44-28 win over Cal. Though Family Weekend has really supplanted Homecoming as the bigger draw, there have been some memorable Homecoming highlights through the years. Here's a quick look:

MEMORABLE HOMECOMING GAMES — A few homecoming games that have stood out over the years: **1953**—The Buffs win a wild one over Iowa State, 41-34, as Carroll Hardy's 17-yard run with 1:22 left rallies the Buffs from a 28-13 deficit, CU's largest rally ever on homecoming and the fifth biggest comeback in school history; **1967**—The first homecoming game that featured Ralphie leading the team out on to the field, Oklahoma State dealt the No. 3-ranked Buffs a 10-7 defeat. **1981**—Perhaps the greatest comeback in school history, as the Buffs rally for an 11-10 win over Oklahoma State—after facing a second-and-14 from its own 4 with just over a minute left in the game. CU drives for the score to pull to within 10-9, and then Steve Vogel connects with Derek Singleton for the 2-point play and the win; it would be the last time Singleton touches the ball for the Buffs, as he falls ill to spiral meningitis the following Friday and passed away on New Year's Day, 1982; **1991**—CU wins for just the second time wearing all-black uniforms, trouncing Missouri 55-7 as the Buffs have had enough of the "Fifth Down" talk from the previous year's game in Columbia; **1995**—The Buffs top Missouri 21-0, in the only game in the last 50 years really affected by Boulder's notorious winds, which whipped up to 70 miles per hour that day; **1998**—CU rallied to beat Baylor, 18-16, as the No. 15 Buffaloes led most of the game until the Bears took a 16-15 lead with 6:31 remaining; a 31-yard Jeremy Aldrich field goal at the 2:00 mark would win it; **2001**—CU topped Texas A&M 31-21, and the Buffs may have had a little help from above in that one, as Joey Johnson returned a fumble 52 yards for a touchdown with 58 seconds left to thwart A&M's attempt to tie or win the game. Occurring one day after long-time athletic department staffer Fred Casotti had passed away at the age of 77, the coaches made reference to maybe Fred having something to do with the timely fumble from the heavens. **2002**—CU surprises No. 13 Kansas State, 35-31, going up big early and then staving off a furious Wildcat rally. The game featured the school's longest pass play ever, a 94-yard bomb from Robert Hodge to Jeremy Bloom. **2007**—Trailing 24-7 against No. 3 Oklahoma midway through the fourth quarter, Colorado tied the school's fourth largest comeback in its history by scoring the final 20 points of the game, the last three coming on Kevin Eberhart's 45-yard field goal as time expired. **2014**—The Buffs trailed UCLA, 31-14, early in the fourth quarter but mounted a furious rally to send the game into overtime. CU and the Bruins traded field goals in the first extra session, but the Buffs couldn't get it into the end zone in the second OT, whereas UCLA did to escape Boulder with the win. **2016**—Were the Buffs, at 4-2, for real? A 40-16 pasting of Arizona State confirmed so as CU outgained ASU 580-199, which included 315 yards and five touchdowns rushing. **2019**—Evan Price nailed a 37-yard field goal as time expired to give the Buffaloes a 16-13 win over Stanford, just the third game winning kick at the final gun in school history. The Cardinal took their only lead of the game at 13-10 earlier in the quarter on a 79-yard TD pass, but Price tied the game at 13 with a 23-yard boot with 7:34 to play.

TURNING BACK THE CLOCK: A SPECIAL HOMECOMING IN 1946

In 1946, the homecoming game against New Mexico (a 14-13 CU win before 17,000) featured a halftime ceremony where CU President **Robert Stearns** announced the official naming of the stadium in honor of the late **Frederick Folsom**, CU's all-time winningest coach at the time who helped develop the program at its infancy. The structure, now known as Folsom Field, had been known as Colorado Stadium since it debuted in October 1924. **Mrs. Folsom** accepted the honor on her husband's behalf, as he passed away two years earlier in 1944. A side note: Mrs. Folsom was also crowned the Homecoming Queen due to a scandal of ballot-box stuffing by the two Homecoming Queen candidates! The Folsom family papers are in the Special Collection section in Norlin Library. (Courtesy **Deborah Hollis**, Associate Professor/Faculty Director for the Special Collections Department, University Libraries.)

**SCORING IN ALL THREE PHASES**

The Buffaloes scored touchdowns in all three phases of the game – offense, defense and special teams – in the 34-0 win over Arizona. It marked the first time CU had done that since twice during the 2004 season. It's happened to date on just nine occasions in the FBS this season, and twice by Middle Tennessee (eight with touchdowns, and one unique one):

School	Date	Opponent	Touchdowns			Result
			Off	Def	ST	
Middle Tennessee	Sept. 4	MONMOUTH	5	1	1	W 50-15
UTSA	Sept. 11	LAMAR	4	1	1	W 54-0
Bowling Green	Sept. 11	at South Alabama	1	1	*	L 19-22
Memphis	Sept. 18	MISSISSIPPI STATE	2	1	1	W 31-29
Buffalo	Sept. 25	at Old Dominion	3	1	1	W 35-34
Notre Dame	Sept. 25	WISCONSIN	2	1	2	W 41-13
Colorado	Oct. 16	ARIZONA	2	1	1	W 34-0
South Florida	Oct. 16	TULSA	2	1	1	L 31-32
Middle Tennessee	Oct. 30	SOUTHERN MISS	2	2	1	W 35-10

(*—blocked a punt out of the end zone for a safety)



► **Non-Offensive Scores.** CU had two non-offensive touchdowns in the same game for the first time since 2013 and for the seventh time this millennium. A look at all seven instances:

Oct. 16, 2021 ARIZONA W, 34-0
(Trevor Woods 36 blocked punt return; Carson Wells 50 interception return)
Sept. 7, 2013 CENTRAL ARKANSAS W, 38-24
(Greg Henderson 46 interception return; Jared Bell 79 interception return)
Oct. 22, 2005 KANSAS W, 44-13
(Dominique Brooks 28 blocked punt return; Stephone Robinson 81 punt return)
Nov. 6, 2004 at Kansas W, 30-21
(Dominique Brooks 41 fumble return; Stephone Robinson 48 punt return)

Sept. 11, 2004 Washington State (at Seattle) W, 20-12
(Joe Sanders 51 interception return; Lawrence Vickers recovered blk punt in end zone)
Oct. 26, 2002 TEXAS TECH W, 37-13
(Medford Moorer 51 interception return; Tyler Brayton 14 fumble return)
Sept. 1, 2002 Colorado State (at Denver) W, 41-14
(Donald Strickland 51 interception return; Michael Lewis 41 interception return)

2021 SEASON HONORS TO DATE**PAC-12 PLAYER OF THE WEEK (six selected weekly)**

S TREVOR WOODS (Oct. 1, *Special Teams vs. Arizona: 36-yard blocked punt and 36-yard return for a touchdown*)

ARROW CU ATHLETES-OF-THE-WEEK

P JOSH WATTS (Oct. 18-24 vs. California: 7-48.9 avg, 2 In20, 4 50-plus)

NFF/COLORADO CHAPTER STATE OF COLORADO PLAYER OF THE WEEK

OLB CARSON WELLS (Oct. 16 vs. Arizona: 5,0—5 TT; 4 TFL (1 QB sack), 1 TZ, 2 QBH, 1 INT (returned 50 yards for a touchdown))

COLLEGESPORTSMADNESS.COM PAC-12 PLAYER OF THE WEEK

OLB CARSON WELLS (Oct. 16 Defensive vs. Arizona: 5,0—5 TT; 4 TFL (1 QB sack), 1 TZ, 2 QBH, 1 INT (returned 50 yards for a touchdown))

BUFFALOES ON NATIONAL AWARD LISTS

(Watch Lists/Official Nominations)

Chuck Bednarik Award (top defensive player): **ILB Nate Landman** (one of 90 players on official watch list)
Bulworth Trophy (most outstanding player who began career as a walk-on): **TE Brady Russell** (CU's official nomination)
Dick Butkus Award (top linebacker): **ILB Nate Landman** (one of 16 semifinalists)
College Football Performance Award (national performer of the year): **TB Jarek Broussard** (one of 42 players on official watch list)
Earl Campbell Tyler Rose Award (outstanding offensive player with ties to state of Texas): **TB Jarek Broussard & Alex Fontenot** (two of 53 on official watch list)
William C. Campbell Trophy (academic success, football performance and exemplary leadership): **TE Matt Lynch** (one of 176 semifinalists)
Lott IMPACT Trophy (for Integrity, Maturity, Performance, Academics, Community and Tenacity): **ILB Nate Landman** (one of 42 on official watch list)
Mayo Clinic Comeback Player of the Year: **TB Alex Fontenot** (CU's official nomination)
Bronko Nagurski Trophy (top defensive player): **ILB Nate Landman** (one of 90 players on official watch list)
Rimington Award (nation's top center): **C Colby Pursell** (CU's official nomination)
Senior Bowl (all-star game): **CB Mekhi Blackmon, ILB Nate Landman, TE Brady Russell, OLB Carson Wells** (on official watch list)
Doak Walker Award (nation's top running back): **TB Jarek Broussard & TB Alex Fontenot** (two of 83 players on official watch list)
Danny Wuerffel Award (community service): **ILB Nate Landman** (one of 93 on official watch list)

RECORD WATCH

The Buffaloes have set **5** records so far in 2021. *NOTE: A reminder that CU did not adopt the NCAA 2002 policy of adding bowl game statistics in its season or career numbers, thus some may differ from NCAA totals.*

INDIVIDUAL

Fastest To 1,000 Career Rushing Yards (Games)— 9, Jarek Broussard, 2020-21 **RECORD**
Old Record: 10, Charlie Davis, 1971
Most Third Down Stops, Career — 51, Nate Landman, 2017-21 **RECORD**
Old Record: 48, Jordon Dizon, 2004-07.
Most Fourth Down Stops, Career — 9, Nate Landman, 2017-21 **RECORD**
Old Record: never found anyone with more than six
Most Tackles For Zero Gains, Career — 30, Nate Landman, 2017-21 **RECORD**
Old Record: never established.

TEAM

Most Consecutive Seasons With At Least One Game Without A Turnover— 12, from 2010-21 (current). **RECORD**
Old Record: 10, from 1998-2007.



SHUTOUT ROLL CALL

Colorado's 34-0 win over Arizona on Oct. 16 was its first since a 48-0 blanking of Nicholls State on Sept. 26, 2015. And:

- It was the first shutout in Pac-12 conference play this year; the only other since 2017 was on Oct. 26, 2019 when Utah shutout Cal at home (35-0);
- It was CU's first shut out over an FBS opponent since a 34-0 win at Oklahoma State on Oct. 1, 2005 (the first in Boulder since three weeks earlier that year, 39-0 over New Mexico State on Sept. 10);
- It was the third time CU shutout an Arizona team (others: 14-0 in Boulder in 1955 and 18-0 at Tucson in 1959);
- It was only the second true shutout of a Pac-12 team as a conference member, with a 12-0 win at Washington State on Sept. 18, 1982 (Bill McCartney's first win); Arizona was not in the league in the 1950s and 13 shutouts over Utah all came prior to 1960;
- It was the first time an opponent had been shutout through three quarters since leading CSU 37-0 in Denver on Sept. 2, 2016;
- And it was the first FBS opponent not to score in the first half against CU since Washington on Nov. 23, 2019 (CU led that, 13-0 at half en route to a 20-14 win).

0

DEFENSIVE EFFORT AGAINST A&M NETS SECOND BEST PERFORMANCE

The 10 points No. 5 Texas A&M scored in its 10-7 win over the Buffs tied for the second fewest by a Top 5 team against a Colorado defense:

Date	Rk / Opponent	Score	Date	Rk / Opponent	Score
Jan. 1, 1991	#5 Notre Dame (Orange Bowl)	W 10- 9	Nov. 3, 1990	#3 at Nebraska	W 27-12
Sept. 11, 2021	#5 Texas A&M (Denver)	L 7-10	Sept. 26, 1970	#4 PENN STATE	W 41-13
Oct. 25, 1986	#3 NEBRASKA	W 20-10	Oct. 30, 1954	#4 OKLAHOMA	L 6-13

JOHNSON REINSTATED

DL Mustafa Johnson has regained his eligibility after going through the NCAA-mandated process to be reinstated after he wasn't selected in the 2021 NFL Draft. After meeting those requirements and sitting out four games, he will be able to play his second time as a senior beginning this Saturday against USC. "I hope I can be an impact player again and do something that will help this team win in whatever facet of the game, whether it just be my energy of lifting up the team, being a leader again, doing those things, or whether it's my play on the field, as well," Johnson said. "Most definitely, this is a second chance opportunity that many people do not get, so I need to make the best of it. It's (also) a second chance opportunity to create better film (for NFL scouts), perfect techniques, change things that I didn't do good in the last round this time around."

BECKER MAKES HISTORY

When **Cole Becker** trotted on to the field to try (and make) CU's first PAT kick of the season in CU's 35-7 win over Northern Colorado, he became just the fifth true freshman placekicker in school history to score at least one point in a Buff season opener. He joined **Tom Field** (1979 vs. Oregon), **Mason Crosby** (2003 vs. Colorado State), **Will Oliver** (2011 at Hawaii) and **James Stefanou** (2017 vs. Colorado State). He was bidding to tie the second-longest first career field goal made (53 yards), but the kick hit the crossbar.

He missed his second try (a 46-yardr against Texas AM in Denver that sailed wide right), and also his third try (46 yards at Arizona State that was partially blocked). But when he did make his first kick, a 51-yarder at Arizona State, it registered as the fourth-longest in two different categories at Colorado:

Longest First Career Field Goal Made

54—Davis Price vs. Oregon State in Boulder, Oct. 1, 2016.
53—Jim Harper vs. Tennessee at Anaheim, Aug. 26, 1990
53—Mitch Berger vs. Oklahoma in Boulder, Oct. 17, 1992.
51—**Cole Becker vs. Arizona State at Tempe, Sept. 25, 2021.**

Longest Field Goal Made By A Freshman

54—Davis Price vs. Oregon State in Boulder, Oct. 1, 2016.
53—James Stefanou vs. Arizona State at Tempe, Nov. 4, 2017
52—Will Oliver vs. California in Boulder, Sept. 10, 2011.
51—**Cole Becker vs. Arizona State at Tempe, Sept. 25, 2021.**

51 IRONY? The distance of **Mason Crosby's** ('06) game-winning field goal for Green Bay in the Packers' 30-28 win over San Francisco was 51 yards, the same distance as Becker's first career make 15 years after Crosby last played for the Buffs.

OUT OF THE GATE

Through eight games, there has been just three scores by CU or its opponent on the game's opening possession — CU's on a 19-yard field goal by CU's Cole Becker against Arizona that capped a 10-play, 68-yard drive; Cal scored a field goal on its first possession and Oregon scored a touchdown (which it would on its first four drives). Neither team did so on the first drive of the second half until the Arizona State game, when both teams did it: CU marched 75 yards in eight plays to pull to within 14-10, and then ASU returned the favor by driving 71 yards in six plays to go back up by 11). Oregon also scored a TD on its first drive of the second half; these are only the six times out of 32 that CU or its opponent has scored to open a half.

- In fact, there have been 10 three-and-outs (CU 5, Opponent 5).

IS 20 IS THE NEW 40?

Long plays from scrimmage have been noticeably absent from CU's first six games this season — just **37** total (24 by the opponent and 13 by the Buffs—a season-high five of which came in the Arizona game). There was not a play of 40 yards or longer in a CU game this season until the fifth game, when USC had a pair a 53-yard run by Keaontay Ingram and a 46-yard TD pass from Kedon Slovis to Michael Trigg). CU countered with its first 40-plus play in the third quarter on a 65-yard catch-and-run by **Brady Russell** from Brendon Lewis and then came back with three against Arizona. CU has eight plays of **30** yards or longer, and the opponent just nine, but the enemy has a large edge in 10-plus plays by a 91-56 count.

WOODS BLOCKS FIRST PUNT BY A BUFF SINCE 2018

Freshman **S Trevor Woods** blocked punt was CU's first since Alex Fontenot blocked punts at Cal (Nov. 24, 2018) and against Utah (Nov. 17, 2018), and his first blocked punt return for a TD since Lawrence Vickers recovered a punt in the end zone against Washington State in Seattle on Sept. 11, 2004.

**SERIES HISTORY—CU vs. OREGON STATE**

Colorado had won three straight in the series to knot it at five games apiece, but Oregon State rallied from 28 points down (31-3) to ruin homecoming and win in overtime in Boulder (41-34) to recapture the lead, **6-5**. The series had been dormant for 25 years until the Buffs joined the Pac-12 in 2011. The first two games were in Portland, followed by three in Boulder (1964, 1983, 1988); the first-ever in Corvallis was in 2013. In that one, the Beavers used a late first half score and three quick ones in the third quarter to break open a 10-3 game en route to a 44-17 win in the rain. In 2014 in Boulder, the Beavers held off a CU rally for a 36-31 win, but the Buffs avenged that loss with a 17-13 verdict the next year in Corvallis. The Buffs then won big in Boulder, 47-6, in CU's 2016 Family Weekend game; it was the largest margin of victory in a conference game by CU since 1992 (a 54-7 romp over Kansas State). The 2017 game was a see-saw affair, as **QB Steven Montez**' 13-yard TD pass to **WR Bryce Bobo** with 1:34 remaining led CU to a 36-33 win in Corvallis. OSU has won its six games by a 192-95 margin, CU its five by a combined 166-87 score. The two schools are scheduled to meet through 2026, the extent of the Pac-12's future schedules.

- CU's **Karl Dorrell** is **3-0** against Oregon State (all while he was at UCLA); OSU head coach **Jonathan Smith** is 1-0 against Colorado (he was 3-0 as Washington's offensive coordinator from 2014-17).

DID YOU KNOW—Colorado's has had just four of its 27 head coaches who have owned west coast collegiate roots; **Dal Ward** was the first, and he was an Oregon State graduate (1927). Ward, for which one of CU's athletic buildings is named, coached at CU from 1948-58, compiling a 63-41-6 record; his 110 games coached trail only Bill McCartney (153) and Eddie Crowder (118). The other three Buff pilots with west coast college degrees were **Rick Neuheisel** (UCLA '84), **Dan Hawkins** (UC-Davis '84) and Dorrell (UCLA '86).

DID YOU KNOW II—The 1988 game was the last in CU history that was played with a split officiating crew. The head referee, Larry Fisher, was from the Big 8 Conference, with the other six officials split between being from the Big 8 and the Pac-10.

SERIES ANNIVERSARY GAME—90th: On Sept. 26, 1931, Colorado, then referred to mainly as the Silver & Gold (three years away from adopting Buffaloes as the official nickname and mascot), traveled to Portland for the first game ever between the two schools. About 23,000 were in attendance for Oregon State's 16-0 win, which was also the first-ever night game in CU football history. It was CU's second west coast trip at the time to a current Pac-12 school, having previously played at Washington in 1915 (of course, CU and Utah were members of the same conference and had been playing since 1903). Oregon State scored first with a safety and led 9-0 at halftime, and scored a third quarter touchdown for the final points.

COLORADO-OREGON STATE AT-A-GLANCE / SERIES TRENDS

Oregon State leads, 6-5 (3-3 in Boulder, 2-0 in Portland, 1-2 in Corvallis). A game-by-game look:

Date	Site	Result	Attend.	Rank CU OSU	CU FD	Rushing att yds td	Passing a-c-i yds td	Tot Off no yds	OSU FD	Rushing att yds td	Passing a-c-i yds td	Tot Off no yds	TV
Sept. 26, 1931	Portland (N)	L 0-16	23,000	— —	Stats N/A								
Sept. 28, 1963	Portland	L 6-41	18,721	— —	13	43 168 0	10- 7-1 127 1	53 295	25	56 275 1	27-16-1 219 5	83 494	
Sept. 26, 1964	Boulder	L 7-14	17,500	— —	14	57 129 1	8- 5-0 47 0	65 176	11	46 134 1	8- 4-0 95 1	54 229	
Sept. 24, 1983	Boulder	W 38-14	33,504	— —	20	41 252 3	20-13-2 210 1	61 462	22	43 99 0	48-20-2 283 2	91 382	
Sept. 24, 1988	Boulder	W 28-21	41,297	— —	16	51 308 4	9- 6-0 190 0	60 498	23	32 119 1	38-27-0 353 2	70 472	
Sept. 28, 2013	Corvallis	L 17-44	44,279	— —	14	35 154 0	34-14-2 146 2	69 300	29	34 120 0	54-28-1 420 6	88 540	PAC12
Oct. 4, 2014	Boulder	L 31-36	36,415	— —	25	28 123 2	49-32-1 308 2	77 431	22	32 167 3	37-27-0 278 1	69 445	PAC12
Oct. 24, 2015	Corvallis (N)	W 17-13	36,977	— —	20	44 171 1	24-17-0 157 1	68 328	17	41 202 1	32-13-1 199 0	73 401	PAC12
Oct. 1, 2016	Boulder	W 47- 6	46,839	— —	26	54 267 2	30-21-0 316 3	84 563	14	34 126 0	32-13-2 100 0	66 116	PAC12
Oct. 14, 2017	Corvallis	W 36-33	33,785	— —	25	41 206 2	25-15-0 179 3	66 385	30	46 280 3	37-20-1 289 0	83 569	PAC12
Oct. 27, 2018	Boulder (OT)	L 34-41	48,050	— —	23	36 217 1	39-24-0 319 2	75 536	28	45 114 2	54-34-1 345 3	99 459	PAC12

CU INDIVIDUAL HIGHS

Most Yards Rushing: 211, Eric Bieniemy, Sept. 24, 1988

Most Yards Passing: 319, Steven Montez, Oct. 27, 2018

Most Receptions: 13, K.D. Nixon, Oct. 27, 2018

Most Yards Receiving: 198, K.D. Nixon, Oct. 27, 2018

CU-OREGON STATE BY THE NUMBERS

Here's a look at some numbers-related trivia with Colorado and Oregon State:

- 1** The number of CU points scored by PAT kick in the '88 game (one made, one snapped over holder's head, one pass failed, one no attempt).
- 5:32 (a.m.)** The time the Buffs arrived back in Boulder after the 2015 Oregon State game, which kicked off at 8:37 p.m. MDT.
- 6** The number of touchdown passes thrown by Oregon State in the '13 game, topping the 5 it had in '63; in-between, OSU had five total;
- 10** The number of games between CU and OSU, tied for the second fewest among all Pac-12 rivalries, trailing Stanford-Utah (**9**);
- 11** The number of tackles for loss by Colorado in the 1983 game (for **55** yards, including five quarterback sacks);
- 13.9** The average per play by **HB Bill Harris** in the 1963 game (4-71 rushing; 3-26, 1 TD receiving);
- 21** The passing yards (on 2-of-4) by **QB/DB Hale Irwin** in the '64 game; his first swings as a CU golfer came the next semester;
- 25** The number of years the schools went without meeting on the football field (1988, 2013);
- 41** The margin of victory for CU over Oregon State (**47-6**) in 2016, CU's largest in a conference game since 1992 (a **54-7** win over Kansas State);
- 59.8** The average for five punts by the late **Keith English** in the '88 game, setting a CU record for the highest average with a minimum five punts;
- 99** The number of plays Oregon State ran in the 2018 in its comeback win from being down 31-3 (**60** in the second half);
- 198** The number of receiving yards by K.D. Nixon in the 2018 game, his career high (with a career-best **13** receptions);
- 211** The number of rushing yards by Eric Bieniemy in the 1988 game, his career high at the time;
- 308** The number of passing yards by Sefo Liufau in the 2013 game; CU had just 720 passing yards in the first six games against OSU;
- 541** The current area code for Corvallis and vicinity (**503** for the first five meetings);
- 969** The distance (as the crow flies) between Boulder, Colo., and Corvallis, Ore. (but by road, the shortest route covers **1,330** miles);
- 5,110** The difference, in feet, between the elevation of Folsom Field (5,345 feet) and the city of Corvallis (235 feet).



TALE OF THE TAPE / COLORADO & OREGON STATE

Here's a comparative look between **Colorado** and **Oregon State** in both general areas as well as several statistical categories through games of Oct. 30 (national rankings where applicable in parenthesis):



Category	Colorado	Oregon State	Category	Colorado	Oregon State
2021 Overall Record	2-6	5-3	Third Down Conversion Offense	32.3 (118)	52.6 (4)
Last 50 Games	21-29	15-35	Third Down Conversion Defense	37.4 (51)	51.6 (127)
Streak	Lost 2	Lost 1	Fourth Down Conversion Offense	41.7 (102)	30.0 (122)
vs. AP Ranked Teams (at time of game)	0-2	0-0	Fourth Down Conversion Defense	44.4 (39)	29.4 (10)
<i>Alumni On NFL Rosters (as of Oct. 31)</i>	<i>18</i>	<i>20</i>	Three & Outs on Defense	22 (---)	17 (---)
First Downs	14.4 (130)	22.6 (40)	Tackles For Loss	4.2 (86)	4.9 (66)
Rushing Offense	120.6 (103)	231.1 (11)	Tackles For Loss Allowed	5.8 (96)	2.8 (5)
Average Per Rush	3.35 (113)	5.70 (6)	Quarterback Sacks By	1.1 (123)	1.6 (102)
Passing Offense	130.4 (127)	205.9 (94)	Quarterback Sacks Allowed	2.9 (104)	1.1 (13)
Completion Percentage	58.3 (93)	61.4 (69)	Net Punting	41.9 (27)	43.0 (12)
Average Per Attempt	6.21 (112)	8.32 (38)	Punt Returns	15.0 (10)	14.6 (12)
Passing Efficiency	120.7 (104)	144.3 (46)	Punt Return Yardage Defense	8.3 (73)	0.0 (1)
Total Offense	251.0 (130)	437.0 (39)	Kickoff Returns	26.9 (16)	18.8 (91)
Average Per Play	4.40 (126)	6.71 (18)	Kickoff Return Yardage Defense	19.7 (49)	23.8 (103)
Scoring Offense	16.9 (123)	33.9 (31)	Penalties Per Game	6.4 (68)	6.9 (87)
First Downs Allowed	21.3 (79)	23.4 (110)	Penalty Yards Per Game	61.8 (93)	64.5 (101)
Rushing Defense	172.0 (90)	133.9 (43)	Turnovers Gained	6 (118)	13 (37)
Average Per Rush	5.02 (111)	4.02 (66)	Turnovers Lost	6 (5)	13 (87)
Passing Defense	228.6 (67)	273.5 (114)	Turnover Margin	0.00 (70)	0.00 (70)
Completion Percentage	61.9 (82)	61.9 (82)	Interceptions	4 (96)	10 (14)
Average Per Attempt	7.03 (52)	7.32 (68)	Red Zone Scoring Percentage (Offense)	94.7 (6)	86.5 (53)
Pass Efficiency Defense	131.9 (61)	132.1 (63)	Red Zone Scoring Percentage (Defense)	77.8 (32)	79.4 (43)
Total Defense	400.6 (80)	407.4 (86)	Time of Possession	26:57 (121)	30:12 (49)
Average Per Play	6.00 (102)	5.76 (81)	Strength of Record (ESPN Power Index)	91	58
Scoring Defense	24.6 (61)	26.5 (71)	Schedule Strength (USA Today/Sagarin)	32	44

IN COLORADO BUFFALO HISTORY: NOVEMBER 6

Colorado is **10-7-1** all-time on **November 6**, opening 4-0 on the date in games from 1894 to 1909 where CU outscored those four schools 95-0. Here's a brief look at some of the games played on the date: **1909**—CU smears New Mexico at Gamble Field, 53-0, but the Coloradan (school yearbook) summed it up as such: "The game was exceedingly uninteresting, both from the spectators point of view and that of the players. The formations were loose, the fumbles many, and the tackling poor." And it was referring to Colorado. **1937**—Byron White accounts for all CU's points in a 17-7 win at Utah, as he scored on an 86-yard punt return, a 57-yard run and kicked both extra points and a 15-yard field goal. By now, word of this phenom in the Rocky Mountains was spreading and White was on display for several national sportswriters this day in Salt Lake City. **1954**—John Bayuk scored two touchdowns, the second putting CU up 19-13 late in the third quarter in Columbia, but host Missouri rallied for a 19-19 tie. Perhaps the second most famous blocked extra point in Colorado history took place this day, when Frank Bernardi crashed through the line and literally blocked the ball with his face, causing a broken nose. **1971**—Perhaps hung over from the previous Saturday's 31-7 loss at No. 1 Nebraska, the Buffs trail Kansas in Lawrence, 14-7, midway in the third quarter before exploding for 28 points in the final 20 minutes for a 35-14 win. Four different Buffs score those touchdowns, three 1-yard runs to cap drives, and an 85-yard run on an end-around by Cliff Branch that gave CU the lead for good. Branch had 100 yards rushing on just carries, while Charlie Davis ran for 85 with two scores. **1976**—Colorado took an early 7-0 lead in Columbia, but that was the only time it lit up the scoreboard as Missouri came back for a 16-7 win. At the end of the day, Nebraska was atop the Big 8 standings at 4-1, followed by five teams with 3-2 marks in one of the most wide open seasons in league history. **1982**—It was homecoming for first-year CU head coach Bill McCartney, but not a good one as he returned to his alma mater but lost, 35-14, to Missouri. CU fell behind 35-0 by halftime, but turned things around and played much better in the second half but the mountain was too big to climb. **1993**—Kordell Stewart threw for 328 yards and three touchdowns in becoming CU's all-time leading passer, leading the No. 23 Buffaloes to a 31-14 win over host Oklahoma State. Stewart's three scoring tosses covered 152 yards, 26 and 54 to Charles E. Johnson that broke open a 10-7 game, and a 72-yard bomb to Michael Westbrook that sealed the Cowboys fate with 11 minutes left in the game. **1999**—After spotting No. 6 Kansas State a 20-0 lead, the Buffs gave the host Wildcats a fourth quarter scare with two touchdowns, both long passes from Mike Moschetti to Javon Green (64 and 70 yards). It was defensive chess match, with the teams combining for 411 yards, 18 punts and 16 three-and-outs. **2004**—CU needed three straight wins to have a shot at the Big 12 North title, and got the first one in Lawrence, leaving town with a 30-21 win. The Buffs overcame four turnovers and just 253 yards on offense, but had return touchdowns from Dominique Brooks (41 yard, fumble) and Stephone Robinson (48, punt) to bolster the effort. **2010**—It became known in some circles as the day Big 12 officials avenged Colorado since it was bound for the Pac-12. Kansas "rallied" from down 45-17 to win 52-45, though replays showed CU clearly recovered a KU onside kick attempt, and CU actually pulled to within 52-51 but replay ruled Paul Richardson was out of bounds when he was clearly in. It led to the dismissal of CU head coach Dan Hawkins the following Monday and also cost CU a likely PinStripe Bowl invitation as CU would have finished 6-6 instead of 5-7.

NOVEMBER 6 COLORADO MVP: Byron White, 1937. Not only did the future U.S. Supreme Court Justice score all 17 points in CU's 17-7 win at Utah, he did it under the watchful eye of several national sportswriters, paving the way to being named the school's first All-American in football.

THIS WEEK'S HISTORICAL NOTE / 1991

Thirty years ago on Nov. 2, 1991, the coldest game in some 60 years involving the Buffaloes took place at Folsom Field. Before a national television audience on ESPN, No. 9 Nebraska visited No. 15 Colorado with a 5:30 p.m. kickoff. Problem was, snow and cold hit Boulder the day before and by the time the game kicked off, the temperature was all of 12 degrees, with a minus-8 wind chill (by the end of the game, it was several degrees colder). The teams dueled to a 19-19 tie; it ended a streak of 18 straight wins by the Buffaloes in Big 8 Conference play, and the game also featured to date the only defensive two-point play in a CU game. With 1:17 left in the first half, the Cornhuskers pulled to within 10-9, but **NT Jeff Brunner** blocked the extra point and **ILB Greg Biekert** (right) scooping up the ball and racing 85 yards for the two-points and a 12-9 CU lead (to date, CU's lone defensive extra point in its history). CU went ahead 19-12 late in the third and NU tied it with 6:41 left; a potential 41-yard winning field goal as time expired by NU's Byron Bennett was blocked by **CB Greg Thomas**.

**OREGON STATE 41, COLORADO 34 (OT)****(OCTOBER 27, 2018)****FOLSOM FIELD, BOULDER**

BOULDER — Colorado's bid to become bowl eligible came crashing down in a 30-minute span, as the Buffs allowed Oregon State to come back from a 31-3 deficit to collect a 41-34 win in overtime at Folsom Field.

The Beavers tied the game at 34-34 in the final minute with a touchdown, but the Buffs earned a shot at overtime when CU's Terrance Lang blocked the extra point.

However, Colorado couldn't match OSU's touchdown in the first extra period. CU's third straight loss dropped the Buffs to 5-3 on the year and 2-3 in Pac-12 play while the Beavers ended a five-game losing streak to improve to 2-6, 1-4.

After taking a 24-3 lead at the half, the Buffs appeared to put the game away on the first play of the second half when Travon McMillian raced 75 yards for a score. Evan Price's PAT gave CU a 31-3 lead.

But from that point on, CU's offense went stale and OSU backup quarterback Jake Luton came on to lead a 38-3 Oregon State rally. It matched the biggest comeback by a CU opponent in program history, equaling Kansas' rally from a 45-17 deficit for a 52-45 win in 2010.

Even after a slow offensive start — three punts on their first three possessions — the Buffs appeared ready to dominate the game by halftime. CU quarterback Steven Montez threw a pair of touchdown passes to K.D. Nixon before halftime, the first covering 32 yards late in the first quarter and the second from 7 yards out with 4:44 to go in the half.

Meanwhile, CU's defense put points on the board when Dante Wigley intercepted a Jack Colletto pass and returned it 27 yards for a score. Colorado also got a Price field goal in the second quarter while limiting OSU to just three points in the half for a 24-3 halftime cushion.

When McMillian raced for a score on the first play of the second half (he did the same thing against New Hampshire earlier in the year), a homecoming victory seemed all but assured for the Buffs.

But instead of putting the game away, Colorado allowed OSU back in the game. Luton came off the bench in the second half to complete 28 of 39 attempts for 310 yards and three touchdowns.

The Beavers went 75 yards in 17 plays to close the gap to 31-10 midway through the third quarter, then added another touchdown on a 71-yard drive early in the fourth quarter to pull within 31-17. Luton threw 8 yards to Isaiah Hodgins for the first score, then drove the Beavers downfield again before Colletto came in to score from 2 yards out for the second touchdown.

CU's offense, meanwhile, could not sustain a drive. The Buffs did drive into OSU territory but had a 35-yard field goal attempt blocked late in the third quarter. Oregon State then added a field goal before another long touchdown drive and two-point conversion cut Colorado's lead to 31-28 with just more than seven minutes remaining.

The Buffs then had one more chance to put the game away. Colorado drove deep into OSU territory but had to settle for a 34-yard Evan Price field goal and 34-28 lead.

That left Oregon State with two minutes on the clock — and it was more than enough for the Beavers to drive for the tying touchdown, with Luton throwing 10 yards to Trevon Bradford.

OSU then got another Colletto run for a touchdown in the overtime period. Colorado drove for a first-and-goal from the 7, but a run for zero yards and three straight incompletions ended the game.

Oregon State	0	3	7	24	7	—	41
COLORADO	7	17	7	3	0	—	34

SCORING	Score	Time	Qtr
COLORADO — Nixon 32 pass from Montez (E. Price kick)	7- 0	2:00	1Q
Oregon State — Choukair 30 FG	7- 3	13:12	2Q
COLORADO — E. Price 21 FG	10- 3	9:12	2Q
COLORADO — Wigley 27 interception return (E. Price kick)	17- 3	8:48	2Q
COLORADO — Nixon 7 pass from Montez (E. Price kick)	24- 3	4:44	2Q
COLORADO — McMillian 75 run (E. Price kick)	31- 3	14:48	3Q
Oregon State — Hodgins 8 pass from Luton (Choukair kick)	31-10	8:17	3Q
Oregon State — Colletto 2 run (Choukair kick)	31-17	14:30	4Q
Oregon State — Choukair 35 FG	31-20	9:29	4Q
Oregon State — Hodgins 7 pass from Luton (Hodgins pass from Luton)	31-28	7:13	4Q
COLORADO — E. Price 34 FG	34-28	2:05	4Q
Oregon State — Bradford 10 pass from Luton (kick blocked)	34-34	0:29	4Q
Oregon State — Colletto 1 run (Choukair kick)	34-41	OT1

Attendance: 48,050 Time: 4:00

Weather (68°): partly cloudy skies, 26% humidity, 13-17 mph winds from the west

TEAM STATISTICS	COLORADO	OREGON STATE
First Downs.....	23	28
Third Down Efficiency (Fourth).....	4-15 (0-2)	11-24 (3-3)
Rushes—Net Yards	36-217	45-114
Passing Yards	319	345
Passes (Att-Comp-Int).....	39-24-0	54-34-1
Total Offense.....	536	459
Return Yards	35	0
Punts: No-Average.....	6-40.3	7-44.0
Fumbles: No-Lost.....	2-0	2-0
Penalties/Yards	7/70	7/62
Quarterback Sacks—Yards.....	7-50	1-3
Time of Possession	26:47	33:13
Drives/Average Field Position	15/C31	16/OS27
Red Zone: Scores-Attempts (Points).....	3-4 (13)	7-7 (41)

INDIVIDUAL STATISTICS

Rushing—Colorado: McMillian 20-132, Montez 9-66, Evans 7-19. **Oregon State:** Jefferson 30-135, Bradford 2-minus 1, Colletto 11-minus 9, Luton 2-minus 11.

Passing—Colorado: Montez 39-24-0, 319, 2 td. **Oregon State:** Luton 39-28-0, 310, 3 td; Colletto 14-6-1, 35; Hernandez 1-0-0, 0.

Receiving—Colorado: Nixon 13-198, Winfree 4-54, MacIntyre 4-39, Brown 3-28. **Oregon State:** Hodgins 11-146, Hernandez 7-72, Jefferson 6-49, Bradford 5-36, Flemings 2-26, Quitoriano 1-8, Togiai 1-6, Baylor 1-2.

Punting—Colorado: D.Price 6-40.3 (53 long, 4 In20). **Oregon State:** Rodriguez 7-44.0 (52 long, 1 In20).

Punt Returns—Colorado: R.Blackmon 4-8. **Oregon State:** Bradford 1-0. **Kickoff Returns—Colorado:** R.Blackmon 1-25. **Oregon State:** Flemings 2-38.

Tackle Leaders—Colorado: Landman 10,3—13; Udoffia 9,1—10; Johnson 8,1—9; Gamboa 4,5—9; Abrams 5,0—5; Tchangam 5,0—5; Wells 4,1—5; Wigley 4,1—5;

Worthington 4,1—5; Lewis 3,0—3; Lang 3,0—3. **Oregon State:** Moore 6,3—9; Smith 4,4—8; Rashed 6,1—7; Taumoelau, 3,4—7; Hughes 5,1—6; Aydon 3,2—5; Dunn 4,0—4.

Quarterback Sacks—Colorado: Landman 2-21, Johnson 2-6, Wells 1-12, Tchangam 1-6, Lang 1-5. **Oregon State:** Hodgins 1-3.

Interceptions—Colorado: Wigley 1-27. **Oregon State:** none. **Passes Broken Up—Colorado:** Gamboa, Landman, Lang, Taylor, Udoffia, Worthington. **Oregon State:** Smith 2, Williams.

GAME NOTES

Colorado fell to 6-8 all-time in overtime games and to 63-36-5 all-time in Homecoming contests ... OSU took a 6-5 lead in the series with the win, snapping a CU three-game run ... Oregon State's comeback from 28 points down matched the largest ever by a CU opponent; Kansas rallied from 45-17 down to beat the Buffs, 52-45, in Lawrence on Nov. 6, 2010 ... Colorado had a season-high seven quarterback sacks (officially for the NCAA it is six; CU has always counted "sacks for zero" in its totals dating back to the 1970s (per NFL); **DE Terrance Lang's** PAT block that enabled the game to go into overtime was CU's first block of an extra point since DT Nate Bonsu had one against Arizona State in 2011 ... CU had its fourth turnover-free game on the season, tying the school's single season record for the most games without a miscue ... Today marked the 15th time CU had a 300-yard passer, 100-yard rusher and 100-yard receiver, the ninth time in the MacIntyre Era. **QB Steven Montez** (319), **TB Travon McMillian** (132) and **WR K.D. Nixon** (198); Montez has been a part of six of the 15 ... Oregon State's 99 plays were the third most by an opponent against CU (Missouri had 111 in 1968 and Oklahoma State 101 in 1983) ... Oregon State's 24 fourth quarter points and three touchdowns were more than CU had allowed in the first seven games (16 and one) ... Goofy Note of the Day: Colorado's starting lineup featured seven consecutive numbers: 3, 4, 5, 6, 7, 8 and 9 (3 & 9 on offense, the others on defense). The last time this likely happened was before World War II, when most jersey numbers were under 50 ... Colorado started three freshmen on the offensive line for the first time in its history (**LT Will Sherman**, **C Colby Pursell**, **RT Frank Fillip**; Fillip became the 12th true freshman in Colorado history to start a game on the offensive line ... Colorado is now 36-11 all-time with a 100-yard rusher and a 100-yard receiver (3-1 this season), with 17 of those since CU joined the Pac-12 in 2011.

**FIFTY-YEARS AGO: 1971 FLASHBACK SERIES GAME 9 (Colorado 35, Kansas 14)**

Colorado's 45-29 win in Lawrence in 1970 finally enabled the Buffaloes to pull even all-time with the Jayhawks at 14 wins apiece (with three ties), the first time since after the first three games in the series at 1-1-1. Thus, Kansas was not to be taken lightly, especially with the Buffaloes stung with a 31-7 defeat at the hands of No. 1 Nebraska the week before. And for the second time in five games, the Buffs were playing back-to-back road games. The Jayhawks were 3-5 (1-3 in the conference) and coming off a 17-10 home loss to Oklahoma State.

The previous week's loss to the Huskers dropped CU from No. 9 to No. 13 in the polls, and barring several massive upsets, the possibility of tying for the Big Eight title was moot. The game in Lincoln had been more contested than the final score made it appear, and the chance for a special season rested on what the Buffs could do in their final three games against KU, Oklahoma State and Air Force and hopefully a bowl invitation that would follow.

The skies were clear, but with winds gusting to 15-20 miles per hour or more from the north and the temperature at kickoff 45 degrees, the wind chill factor hovered in the mid-30s all game (though it was seldom referenced back in the day). The key was that CU chose to defend the north goal at Folsom, as CU forced KU to punt on its first possession – all of 30 yards – and then after fumbling the ball away on its own 25, the Jayhawks couldn't move the ball and chose to punt from CU's 33. CU didn't do much on its next drive, and back-to-back gains by Kansas of 22 and 23 yards set it up at the Buff 17. That drive stalled and John Stavely blocked a 22-yard field goal try. The first quarter would end scoreless and Colorado found itself most definitely in a game.

After stopping KU early in the second quarter, CU's offense got rolling, moving from its 8 to the KU 22, but with the winds whipping up as the Buffs were now driving north, J.B. Dean's 29-yard field goal came up short. CU again stuffed KU, and Brian Foster's 61-yard punt return set the Buffs up deep inside Jayhawk territory where on the fourth play of the drive, Charlie Davis scored from two yards out and CU was first on the board, taking a 7-0 lead with 5:52 left in the half. That appeared to be the score heading into intermission, but Cullen Bryant fumbled a punt and KU recovered at the CU 23 and would tie the game two plays later 11 seconds before the halftime gun.

Neither offense had done much: Kansas had 127 total yards, the Buffs only 100.

On the second play of the third quarter, CU quarterback Ken Johnson's pitch was intercepted by Mike Burton, who raced 19 yards into the end zone and KU led, 14-7, having scored two touchdowns in 49 seconds. Larry Brunson returned the kickoff 50 yards to the KU 32, and Johnson picked up 11 over the left side and CU was in business – or maybe not, as two plays later, Johnson was picked off in the end zone. CU's defense again rose the occasion, forcing a punt and with 9:58 left in the quarter, the offense took over at its own 29.

CU took a no-nonsense approach on the possession, calling all running plays on what would be a 12-play, 71-yard march that would tie the game with 5:41 on the clock. The Buffs were 4-of-4 on second downs on the drive and on the only third down play, Davis burst in from a yard out and the score was all knotted at 14. Kansas saw a heavy dose of Davis (36 yards on six carries), John Tarver (18 on three), Bo Mathews (12 on two) and Johnson (five on one).

CU stopped KU again on three plays but couldn't counter, and the quarter expired with the teams still tied and KU facing a 4th-and-7 from its own 43. A punt rolled dead on the CU 15 on the first play of the fourth.

**Cliff Branch**

The CU coaches went to the trick portion of the playbook and called for a reverse. Johnson dropped back and handed the ball to 9.2 in the 100 speedster Cliff Branch, who raced around the left side for 85 yards and the go-ahead score. But Dean's PAT kick was wide right, and the score remained 20-14.

KU went three-and-out again, and punted 18 yards into the fierce wind, setting the Buffs up at the KU 37. But CU gave the ball back on a third down fumble by Mathews; KU didn't capitalize on CU's generosity, and on third down from its 30, David Jaynes dropped back to pass, was strip-sacked with Randy Geist recovering at the KU 14. It took six plays and a pair of third down conversions, but Johnson kept the ball around the right end and punched it in from two yards, and then hit Davis on a 2-point pass and CU finally had some breathing room, leading 28-14 with 6:50 to play.

Two more three-and-outs forced by the CU defense kept the Jayhawks at bay, and Mathews atoned for his fumble by scoring CU's last TD with a 1-yard straight ahead run with 10 seconds to play. Dean's PAT kick made the final score 35-14.

When the smoke cleared, Colorado had outscored Kansas, 28-0, over the final 20:41 to pull away for the win, despite having six turnovers to just one for the Jayhawks. The Buffs were now 7-2 on the season, 4-2 in the conference.

Branch had one other carry for 15 yards, giving him one unique stat line for the game: 2-100 with 1 TD rushing; Davis added 78 yards on 28 ties, and Tarver 59 yards on nine rushes. The Buffs finished with 360 yards on offense, doubling KU's total to the yard.

Carl Taibi had a monster game on defense, leading the Buffs with 11 tackles, five of the solo variety that included three quarterback sacks for 28 yards in losses. Geist, Billie Drake and Herb Orvis all had nine tackles as the Buff defense limited KU to just 53 yards in the second half (180 for the game), to only 2-of-17 on third down conversions and recorded eight sacks. And 23 of those second half yards came on a quarterback keeper as time ran out with the game decided.

With all six road games now in the books, Oklahoma State was heading to Boulder with a 4-3-1 record (2-2 in the Big Eight), but was coming off a 35-23 loss at home to Kansas State. Colorado would need a win to keep OSU from passing it in the standings.

NOTE: Kansas led the series by a 13-9-3 count through 1964; the teams remained together in the Big Eight/12 through 2010, with Colorado winning 33 of those final 45 games in the series (and now leads, 42-25-3). The teams have not scheduled any future meetings at this time, though CU officials do want to play its former colleagues from the old Big Eight at some point. Colorado has already played Oklahoma State and Nebraska, and have future games set with Kansas State (2028-29) and Missouri (2030-31). The Buffs do play former Big 12 mate Texas A&M this fall, and played Texas in last year's Alamo Bowl.

**WHERE THEY FELL BY GAME NUMBER ON THE SCHEDULE: GAME 9's**

A closer look at the probable top three “game 9’s” in Colorado history:



#1—1989: Colorado 27, Nebraska 21 in Boulder.

Likely if not easily the most anticipated game at Folsom Field since No. 2 Oklahoma visited in 1972. CU came in at No. 2 in the Associated Press poll, Nebraska at No. 3 (reversed in the UPI/Coaches ballot), with the battle between 8-0 teams set to be televised by CBS. Nebraska picked off a CU pass on the fourth play of the game, and in what would become nothing short of amazing, scored on its first offensive play of the game the first of four times over the next 11 games in the series, this time on a 51-yard screen pass. After trading punts, CU took over on its own 30, setting up one of the greatest plays in program history: **Darian Hagan** took the snap and ran the option over the left side ... with **J.J. Flannigan** within his eyesight, trailing the play by a couple of yards as the two raced down the west side of Folsom. At the Nebraska 40, Hagan flipped the ball to Flannigan who took it the rest of the way to tie the game at 7; CU never trailed again. After the defense held Nebraska to a three-and-out, **Jeff**

Campbell fielded the punt at the CU 47, cut right and scampered 47 yards to the NU 4; three plays later, Hagan scored on a 1-yard run and just like that it was 14-7. The Huskers tied the game two drives later, and then CU took the lead for good right before halftime on a 49-yard field goal by **Ken Culbertson**. Early in the third quarter, Campbell was at it again, returning a punt 55 yards to the NU 19; Flannigan then popped it in from 2 yards out six plays later and CU had a 10-point edge at 24-14. NU sliced it back to three (24-21) late in the third, and Culbertson closed the scoring with a 28-yard three with 8:47 to play. CU withstood a pair of Nebraska fourth quarter threats including a desperation pass on the game's final play as the win gave CU sole possession of the Big Eight lead in November for the first time since 1961. NU won the total offense battle, 397-227, but CU had a 108-23 edge in return yards. Flannigan (96 yards) and Hagan (86) paced CU's offensive attack, while **Michael Jones** (15 tackles) and **Bruce Young** (11) led the Buffs on defense. The victory propelled CU to an 11-0 regular season mark, the No. 1 final regular season ranking and a berth against defending national champion Notre Dame in the Orange Bowl. The CBS broadcast closed with a portion of a letter that the late Sal Aunese penned to the team followed by a camera shot of the sky panning down back into Folsom Field.

**J.J. Flannigan & Darian Hagan****#2—Colorado 6, Colorado A&M 3 at Fort Collins.**

The then-Silver & Gold entered the final game of the season with an 8-0 record and were gunning for its first nine-win season in the 34-year history of the program. Both teams entered undefeated in league play, CU at 7-0 and Colorado A&M at 5-0-1. Yearbook accounts billed it as one of the greatest crowds in state football history at Colorado Field in Fort Collins that gathered that Thanksgiving Day (estimated at around 7,000). The Aggies had two weeks off to prepare for CU (they played one less game that year) while Colorado came in with five key players nursing major injuries. Neither team was able to score a touchdown, so it came down to field goals. **Art Quinlan** gave the Silver & Gold a 3-0 lead in the first quarter with a 28-yard field goal, but A&M tied it in the second on a 20-yard drop kick by Jack Houser. Both would go on to miss three kicks in the second half, and the game look destined for a 3-3 tie. With two minutes left, CU forced A&M to punt that Quinlan fielded at the 12 and returned it 63 yards to the Aggie 25. Quinlan and **Fred Hartshorn** worked the ball to the A&M 3, where Quinlan dropped back to kick, but it was blocked; the rules of the day allowed the following to happen: Quinlan recovered the blocked ball, tried to score, was rebuffed, then dropped back and kicked again, this time it good from roughly 12 yards out with 45 seconds left. The win gave Colorado its first Rocky Mountain Athletic Conference title in 10 years and a perfect 9-0 record for the season.

**#3—1951: Colorado 36, Nebraska 14 at Lincoln.****Zack Jordan**

The first televised game in program history, with Bill Stern and Ray Michael behind the microphones for the independent broadcast, but not shown locally—KWGN-TV debuted the following year as the state's first TV station, first-known as KFEL-TV (Stern at one time was a household name and was an inaugural member of the Sportscasters Hall of Fame). The game has some importance, a CU win would guarantee its best finish since joining the Big Seven (second) and a 7-win season for the first time since 1942; Nebraska was 2-6, one win being a 1-0 verdict over Kansas State (yes, 1-0, the forfeit score back then). After spotting the Cornhuskers a 7-0 lead, CU reeled off the next 29 points on touchdown runs by **Carroll Hardy** and **Roger Williams** that sandwiched two **Zack Jordan** touchdown passes to **Chuck Mosher** and **Hugh Davidson**. Hardy added a second TD run with 9:45 left in the game to close the scoring, as CU outgained NU, 418-225, including 308-125 on the ground. Hardy carried 11 times for 107 yards and **Merwin Hodel** 21 times for 103, marking the first (known) game in program history where two players gained 100 or more yards rushing. Jordan completed 6-of-8 passes for 110 yards and the two scores, which if existed then, would have been a school record single-game passer rating of 273.0.



OPENING DEPTH CHART NOTES

The Buffs released their season-opening depth chart on August 30, and for the seventh time in the last nine seasons, CU has more underclassmen than upperclassmen listed (though not a surprise with the NCAA granting an extra year of eligibility). Of the **69** players in the opening depth (who are not listed as being out for an extended period of time), **45** were underclassmen (**31** freshmen, **14** sophomores); there are **19** juniors (**16** second-time, three third-time), **two** “super” seniors and **three** graduate transfers (two first-year, one second-year).

► The **31** freshmen breakdown into four categories: true (**13**), redshirts (**2**), second-time (**7**, meaning they played as true freshmen in 2020) and third-time (**9**, which means they played less than four games in 2019 and then qualified for the extra year of eligibility due to the NCAA’s COVID exception).

► In both 2016 and 2017, CU did not start a true freshman in any game over the course of the season; that had not happened since 2005. In 2018, true freshmen collectively started 15 games, in 2019, 12 did so and last year, true frosh started seven games (CB Christian Gonzalez 6, WR Brenden Rice 1).

► **Zero Again.** As in zero starts by quarterbacks on the CU roster for the second straight season; it hadn’t happened since 2007 prior to last year. Only two players on the team have attempted passes in a game: **QB Brendon Lewis** was 6-of-10 for 95 yards last year when he replaced Sam Noyer in the Alamo Bowl (his only appearance of the season), and **WR Dimitri Stanley**, who was 0-of-1 on a trick play, also last season.

NON-CONFERENCE TWO-FERS

Not many teams in the so-called “Power 5” schedule two “Power 5” teams in their non-conference slates. Notre Dame technically leads the way with four, not including the agreement to play five ACC teams annually, which then puts it at nine total (but you would have to count all the conference games for the others listed below). Stanford has three scheduled and just 12 will line up against two, including **Colorado**. (For season total, add nine Power 5 opponents to the count below to any Pac-12, Big Ten or Big 12 team, and eight to any ACC or SEC team.) A look at who is double dipping (or more) in 2021:

Clemson (2; 0-1): vs. Georgia (L), at South Carolina (Nov. 27)

Colorado (2; 0-2): vs. Texas A&M (L), Minnesota (L)

Duke (2; 2-0): Northwestern (W), Kansas (W)

Florida State (2; 0-1): Notre Dame (L), at Florida (Nov. 27)

Georgia (2; 1-0): vs. Clemson (W), at Georgia Tech (Nov. 27)

Georgia Tech (2; 0-0): at Notre Dame (Nov. 20), Georgia (Nov. 27)

Louisville (2; 0-1): Mississippi (L), Kentucky (Nov. 27)

Miami-Fla. (2; 0-2): vs. Alabama (L), Michigan State (L)

Notre Dame (4; 3-0): Purdue (W), Wisconsin (W), USC (W), at Stanford (Nov. 27)

Purdue (2; 1-1): Oregon State (W), at Notre Dame (L)

Stanford (3; 1-1): Kansas State (L), at Vanderbilt (W), Notre Dame (Nov. 27)

Virginia (2; 1-0): Illinois (W), Notre Dame (Nov. 13)

Virginia Tech (2; 0-2): at West Virginia (L), Notre Dame (L)

West Virginia (2, 1-1): at Maryland (L), Virginia Tech (W)

WILSON'S DC DEBUT A SUCCESS

New Colorado defensive coordinator **Chris Wilson** joined some fine company when the Buffaloes defeated Northern Colorado 35-7 in the 2021 season opener. The 7 points allowed tied for the third-fewest, while the 256 yards were the third-lowest (with 48 of those against second/third-teamers on UNC’s final possession). Here’s a look at CU’s top defensive efforts in the first game of a defensive coordinator since the position evolved in the late 1960s:

FIRST GAME AS DC / RANKED BY FEWEST POINTS ALLOWED (and others with under 330 yards allowed)

Pts	Defensive Coordinator	Date	Opponent	(Score)	Plays	Yards	Avg.
3	Mike Hankwitz	Sept. 10, 1988	FRESNO STATE	(CU, 45-3)	60	177	2.95
3	D.J. Eliot	Sept. 1, 2017	vs. Colorado State in Denver	(CU, 17-3)	80	397	4.96
7	Don James	Sept. 21, 1968	OREGON	(CU, 28-7)	53	191	3.60
7	A.J. Christoff	Sept. 2, 1995	at Wisconsin	(CU, 43-7)	67	297	4.43
7	Chris Wilson	Sept. 3, 2021	NORTHERN COLORADO	(CU, 35-7)	60	256	4.27
10	Dan Radakovich	Sept. 9, 1972	CALIFORNIA	(CU, 20-10)	85	377	4.44
19	Ron Collins	Sept. 2, 2006	MONTANA STATE	(MSU, 19-10)	70	288	4.11
19	Vince Okruch	Aug. 31, 2002	vs. Colorado State in Denver	(CSU, 19-14)	62	320	5.16
23	Lou Tepper	Sept. 10, 1983	at Michigan State	(MSU, 23-17)	73	329	4.51
27	Kent Baer	Sept. 1, 2013	vs. Colorado State in Denver	(CU, 41-27)	67	295	4.40
28	Jim Leavitt	Sept. 3, 2015	at Hawai'i	(UH, 28-20)	72	302	4.19
31	Dale Evans	Sept. 11, 1982	CALIFORNIA	(Cal, 31-17)	69	304	4.41

IT TOOK A LOT OF TIME

Colorado did not commit a turnover in a season opener for the 11th time in its history (but have never opened with two games turnover-free). The first one in 2021 took place 2:28 into the second game (Texas A&M picked off a deflected Brendon Lewis pass), with the 62:28 into the season the 11th-longest on the clock before CU’s first of a season. It took a similar deflected pass and then an interception by UMass early in the third quarter for CU to have its first in 2014, marking the longest CU had ever played into a season before committing its first (92 minutes, 28 seconds); the 11 season opener turnover-free seasons and when the first occurred:

Season	Game / Opponent	Qtr	Time Left	Type	Total	Season	Game / Opponent	Qtr	Time Left	Type	Total
2014	2 / at Massachusetts	3	12:32	INT	92:28	1956	2 / KANSAS STATE	2	12:30	FUM	77:30
2000	2 / at Southern Cal	3	13:21	FUM	91:39	1954	2 / COLORADO STATE	1	0:45	INT	74:45
2019	2 / NEBRASKA	2	5:47	INT	84:13	2020	2 / at Stanford	1	7:45	INT	67:15
2013	2 / CENTRAL ARKANSAS	2	7:31	FUM	82:29	1972	2 / CINCINNATI	1	8:00	FUM	67:00
1998	2 / FRESNO STATE	2	9:48	FUM	80:12	2021	2 / Texas A&M (Denver)	1	12:32	INT	62:28
1988	2 / at Iowa	2	10:14	FUM	79:46						

**BROUSSARD: BACKGROUND TO BRUISING & RECORD SETTING DEBUT**

Background: Sophomore **TB Jarek Broussard** was a member of CU's 2018 recruiting class: he initially tore the ACL in his left knee in high school, but by the time he arrived on campus, he was still in the rehab progression; he thus redshirted that fall (2018). Then in 2019, near the end of CU's August camp, he again tore the ACL in the same knee and subsequently had a second surgery (on Sept. 6) and again missed the full season. He began a second rehabilitation immediately, and would spend the remainder of the fall, all of winter, and then the entire lockdown due to the COVID-19 pandemic in Boulder working with CU's sports medicine staff with his rehab. *"He has done an incredible job with his rehab and is truly a lesson in delayed gratification,"* said **Andrew Hamstra**, Colorado's head football trainer. He finished as the third-leading rusher in 2020, averaging 149.2 yards per game and was a co-recipient of the Mayo Clinic Comeback Player of the Year Award.

When he was finally cleared to participate, he started showing flashes in CU's 2020 fall camp and emerged as the starter at tailback for the season opener. He came out raring to go in Colorado's 48-42 opening win over UCLA. on its roster. Of the seven occasions where a player rushed for at least 100 yards in his first game in a CU uniform, he recorded the most yards (note: freshmen were ineligible from 1953-1971; #—in Denver):

Player, Class	Opponent	Date	Att.	Yards	TD
Jarek Broussard, Soph.	UCLA	11/07/20	31	187	3
Charlie Davis, Soph.	at Louisiana State	9/11/71	20	174	2
Michael Simmons, Fr.-RS	OREGON	9/12/87	18	142	1
John Bayuk, Soph.	DRAKE	9/18/54	16	124	2

Player, Class	Opponent	Date	Att.	Yards	TD
Travon McMillian, Gr.	#Colorado State	8/31/18	10	103	1
Marcus Houston, Fr.	#Colorado State	9/02/00	18	100	1
Ron Rieger, Soph.	TULSA	9/20/69	23	100	1

As far as the first start at the tailback position, Broussard's effort ranked as the third-most yards gained (all other players in the top 10 appeared in games at previous positions (Pritchard started his only game at tailback in his career in the '90 season opener versus Tennessee (subbing for Eric Bieniemy; he and Flannigan appeared at halfback on several occasions before CU moved to the I-Bone in 1989 and went with one featured back instead of two halfbacks); Anderson was a quarterback for two-plus seasons who was moved to tailback the third game of the '69 season). The top efforts in a first start at tailback in CU history (a—first game in a CU uniform):

Player, Class	Opponent	Date	Att.	Yards	TD
Mike Pritchard, Sr.	Tennessee (at Anaheim)	8/26/90	20	217	2
Billy Waddy, Fr.	at Wisconsin	9/22/73	24	202	2
*Jarek Broussard, Soph.	UCLA	11/07/20	31	187	3
J.J. Flannigan, Sr.	KANSAS	10/21/89	10	178	3

Player, Class	Opponent	Date	Att.	Yards	TD
Rashaan Salaam, Jr.	NEBRASKA	10/30/93	25	165	2
Bobby Anderson, Sr.	INDIANA	10/04/69	29	161	3
Tony Reed, Sr.	MISSOURI	10/18/75	22	153	3
Marcus Houston, Fr.	at Southern California	9/09/00	25	150	04

- ➔ Broussard earned the Pac-12 Conference's Offensive Player-of-the-Week honor for his efforts, just the second Buffalo running back to do so since CU joined the Pac-12 in 2011; **Phillip Lindsay** won in 2017 for the Arizona State game. Rodney Stewart won it twice in the Big 12 Conference (2009 vs. Kansas, 2010 vs. Kansas State), otherwise you have to go back to 2002 when Chris Brown earned it twice (against UCLA and Kansas).
- ➔ Not only did Broussard set the record for the most rushing yards gained (187) in the first game in a CU uniform, he also set the record for yards from scrimmage (208) and all-purpose yards (221).

BROUSSARD PART 2: JOINS MORE ELITE COMPANY

Broussard had a second 100-yard game at Stanford (27-121), and in the process became the seventh Buffalo (on eight occasions) to rush for 100 or more yards in the first two games of a season, and the first to do so in 15 years, or when **TB Hugh Charles** did it against Colorado State and New Mexico State to open the 2005 season. He joined **TB Charlie Davis** (1971) and **TB Marcus Houston** (2000) as the only three to do it in their first two career games,

- ▶ With **124** yards against San Diego State, he joined Davis as the only ones to rush for 100 or more in the first three games of a CU career.
- ▶ Then, with **301** yards at Arizona, he has now rushed for more yards in the first four games of a season than any player in Colorado history, and is the first to hit the century mark or more for the first four games of a CU career. He also became just the fourth player in Division I-A/FBS since 1996 to gain 100 or more yards in the first four games of his career (*chart below*).

MOST RUSHING YARDS / FIRST FIVE CU GAMES IN ANY SEASON

Player, Class	Season	Att.	Yards	Avg.	TD	100-yd Gm
Rashaan Salaam, Jr.	1994	135	893	6.61	12	4
Jarek Broussard, Soph.	2020	129	813	6.30	3	4
Chris Brown, Jr.	2002	116	678	5.84	8	3

Player, Class	Season	Att.	Yards	Avg.	TD	100-yd Gm
Kayo Lam, Sr.	1935	74	670	9.05	6	3
<i>FIRST FIVE GAMES PLAYED IN A SEASON (he did not play in the opener):</i>						
Eric Bieniemy, Sr.	1990	139	735	5.29	7	4

MOST 100-YARD GAMES TO BEGIN DIVISION I CAREER (since 1996):

Player, Class	Cl.	Season	No.	Att.	Yards	Avg.	TD
Adrian Peterson, Oklahoma	Fr.	2004	9	239	1,373	5.74	9
Rudi Johnson, Auburn	Jr.	2000	5	134	716	5.34	7

Player, Class	Cl.	Season	No.	Att.	Yards	Avg.	TD
Anthony Davis, Wisconsin	Fr.	2001	4	98	614	6.27	1
Jarek Broussard, Colorado	Soph.	2020	4	115	733	6.37	3

300-YARD RUSHING GAMES / CU HISTORY

Yards (Att-TD/Avg.)	Player	Opponent	Date
342 (34-1/10.1)	Charlie Davis	Oklahoma State	Nov. 13, 1971
317 (35-1/ 9.1)	Rashaan Salaam	at Texas	Oct. 1, 1994

Yards (Att-TD/Avg.)	Player	Opponent	Date
309 (25-2/12/4)	Chris Brown	at Kansas	Oct. 12, 2002
301 (25-0/12/0)	Jarek Broussard	at Arizona	Dec. 5, 2020

- ▶ Against Arizona, his **155** yards in the second quarter (on eight carries) set a CU record for **rushing yards** in a quarter and was also a school record for **all-purpose** yards in a quarter. His **184** rushing yards in the first half is the second-most for a half, behind 206 by Davis against Oklahoma State in Boulder on Nov. 13, 1971.
- ▶ And in the win over the Wildcats, he set the school record for most 50+ yard rushes in a game with three (**75, 72, 59**); several had two.
- ▶ Broussard accounted for **38.6** percent of CU's total offense in 2020 (813 of 2,105 yards); in 1994, CU's Heisman Trophy winner, Rashaan Salaam, ran for 2,055 yards, which was **37.7** percent of CU's 5,448 yards on offense.
- ▶ Broussard leads the Pac-12 in rushing (**162.6** yards per game); he can become the first Buff to lead a conference since 2002 (**TB Chris Brown**, 153.4, Big 12).

Broussard earned **first-team All-Pac-12** honors (AP, Coaches), the first CU running back make first-team all-conference since **Chris Brown** in 2002. Also named the league's **Offensive Player of the Year** (Coaches, co-honors from the AP), he's the first since Brown to earn a similar honor (2002, Big 12 for Brown), and the sixth on offense in CU history, joining **QB Darian Hagan** (his position coach, 1989 Big 8), **TB Eric Bieniemy** (1990, Big 8), **WR Charles E. Johnson** (1993, Big 8), **TB Rashaan Salaam** (1994, Big 8, his Heisman Trophy Year) and Brown.

BROUSSARD EARNS MAYO CLINIC COMEBACK PLAYER OF THE YEAR HONORS

Sophomore tailback **Jarek Broussard** was named one of three annual recipients of the **2021 Mayo Clinic Comeback Player of the Year Award**.

A member of CU's 2018 recruiting class, Broussard initially tore the anterior cruciate ligament (ACL) in his left knee in high school, but by the time he arrived on campus, he was still in the rehab progression; he thus redshirted that fall. Then in 2019, near the end of CU's August camp, he again tore the ACL in the same knee and subsequently had a second surgery and again missed the full season. He began a second rehabilitation immediately, and would spend the remainder of the fall, all of winter, and then the entire lockdown due to the COVID-19 pandemic in Boulder working with CU's sports medicine staff with his rehab.

After an injury sidelined **Alex Fontenot**, the returning starting tailback, Broussard moved from third on the depth chart into the top spot by the time CU opened its 2020 season against UCLA on Nov. 7. He would have a record-setting performance against the Bruins in CU's 48-42 win, rushing for the most yards (187) in the first game in a CU uniform, as well as for those for yards from scrimmage (208) and all-purpose yards (221). He was named the Pac-12 Offensive Player of the Week for his performance, an honor he would earn four weeks later when he rambled for 301 yards in a 24-13 Buff win at Arizona, just the third 300-yard single game rushing performance in school history.

Also named the Pac-12 Conference's Offensive Player of the Year (by both the AP and the league coaches), he finished the regular season as the NCAA's second-leading rusher, averaging 162.6 yards per game; three-fourths of the way through the bowls, he's still third, with a 149.2 per game norm (895 yards in six games) after gaining 82 yards in the Alamo Bowl against Texas. He became just the fourth player in the NCAA since 1996 to open a career with four consecutive 100-yard rushing games, with Oklahoma's **Adrian Peterson** the last to do so in 2004.

"Winning the Comeback Player of the Year Award is a great honor, Broussard said. "I'd like to thank the Mayo Clinic, CoSIDA, the AP and Fiesta Bowl for making this award possible and honoring me with it.

"First and foremost, this is a team award," he continued. "I really need to recognize and thank the support I received from my coaches and teammates, especially my offensive line, and all the people in sports medicine who were with me throughout. They all believed in me. Even making a finalist for this prestigious award showed that all the hard work coming back from two knee surgeries was worth it, and winning it is truly special."

"I remember back in March, we weren't sure if he'd be ready by the fall; he wasn't ready to participate in spring practices had we been able to have them," Colorado head coach **Karl Dorrell** said. "So he was one of those guys that was just on the peripheral of our thoughts, and it was, 'We'll see if he's ready for camp, where he would be in our depth chart, things like that.'

"So for that scenario to happen back in March and how we ended camp, he was our best player in that position," Dorrell added. "He's come a long way, from where we weren't sure if he was going to be healthy enough to play to becoming the conference's player of the year, a first-team All-Pac-12 performer and now one of the three comeback players of the year. A truly great story of perseverance."



Broussard's position coach, **Darian Hagan**, echoed Dorrell's sentiments, and along the way gave the CU sophomore some very sound advice.

"I am so proud of Jarek, how far he's come after what he's been through," Hagan said. "It takes a lot out of you not only physically but mentally to comeback after one knee surgery, much less two. But he was all-in to do everything he needed to do in his rehabilitation and more, it proves good things can happen when perseverance prevails."

Hagan should know; he suffered a torn ACL in the '91 Orange Bowl but worked hard to return for his senior season that fall, not only in his third year as CU's starting quarterback, but also as the team's punt return to help his professional prospects. He knew how much potential Broussard had when he recruited him out of Dallas' Bishop Lynch High School. That carried over to CU's preseason camp.

"Just watching him with the ball in his hands, we had nobody on our defense who could tackle him," Hagan said. "I knew that he had that special trait that you want as a running back. Then, unfortunately, he gets hurt again. I sat down with him and told him he needed to be all-in with his rehabilitation, and that he needed to make his injured leg bigger and stronger than his healthy one. He took it to heart and everyone can see the results."

"He has done an incredible job with his rehab and is truly a lesson in delayed gratification," said **Andrew Hamstra**, Colorado's head football trainer.

The other two recipients for the 2020 honor were **Kenneth Horsey**, a sophomore offensive lineman for the University of Kentucky, and **Silas Kelly**, a senior linebacker at Coastal Carolina University. The three football student-athletes overcame injury and illness to excel on the field this season. They were selected by a vote of Associated Press college football writers and were officially recognized during the PlayStation® Fiesta Bowl.

BROUSSARD BACK-TO-BACK

TB Jarek Broussard scored CU's first points of the year the last two seasons; when Bobby Anderson did the same in 1967-68 (the fifth to do so twice in school history), it didn't occur again until **WR Roman Hollowell** scored on a TD reception in 1999 and then on a punt return in 2001. Since, it's become common place: **TB Bobby Purify** (2003-04), **PK Mason Crosby** (2005-06), **WR Scotty McKnight** (2007-08), **WR Paul Richardson** (2011-13) and **WR Nelson Spruce** (2012, 2014). No player has scored CU's first points of a season three times.

FASTEST TO 1,000

TB Jarek Broussard, with 1,172 career rushing yards, reached the 1K pinnacle in just nine regular season games (*CU doesn't include bowl stats in season or career records*). The fastest to 1,000 in the number of games played had been **Charlie Davis**, who reached the mark in his 10th game, the 10th of his sophomore season in 1971 (doing so on a 67-yard TD run). He hit 1,000 on his 172nd carry, the fourth-fewest. **Eddie Dove** (1956-58) hit 1,000 yards on his 139th carry, **Carroll Hardy** (1951-54) did it on his 148th rush, **Frank Bernardi** (1951-54) on his 156th and Davis on his 163rd.

**LANDMAN BUTKUS SEMIFINALIST FOR SECOND STRAIGHT YEAR**

Senior **ILB Nate Landman** has once again been named for the second straight year as one of 16 semifinalists for the 37th annual Butkus Award by its selection committee. He currently leads the team in tackles with 71 – bidding to become the first to lead CU in the stat for four years – but is currently doubtful this week with a soft-tissue shoulder injury. He is the sixth player in school history to record 400 career tackles (409, which ties for fifth).

The Buffaloes have two previous winners, **Alfred Williams** (1990) and **Matt Russell** (1996); two runner-ups, **Ted Johnson** (1994) and **Jordon Dizon** (2007), and one other semifinalist, **Greg Biekert** (1992). Russell also finished fourth for the honor in 1995 (the 2020 Butkus Award was eventually won by Notre Dame's Jeremiah Owusu-Koramoah).

Prior to suffering a torn Achilles tendon last Dec. 12 against Utah (he has since returned to 100 percent), had a “landmark” two weeks, beginning with a monster effort in CU's 20-10 win over San Diego State. Against the Aztecs, he recorded 11 tackles (10 solo), which included six stops at or behind the line of scrimmage: three quarterback sacks, a tackle for loss, and two tackles for zero gains. He had four third down stops, as all three of his sacks were on third downs, and added a pass broken up (also on third down) and a touchdown save. He was in for all 59 snaps on defense, and on special teams duty, he added a forced fair catch on punt coverage. On Sunday (Nov. 29), Landman was selected as the **Walter Camp Football Foundation's National Defensive Player of the Week**, the first defensive Buffalo to earn the honor since **CB Terrence Wheatley** for his three interception game at Texas Tech in 2007. Otherwise, you have to go back to 1996 for the player previously honored, **FS Steve Rosga** against Oklahoma State.

Landman led the team in tackles in 2020 with 61, and also has team-bests of 13 third down stops (including two on fourth down), and seven tackles for zero which also gave him a team-high of 14 stops at or behind the line of scrimmage when including his eight TFL's. (*Career numbers and ranks below.*)


And later on that same Monday, he was named the Pac-12 Conference's Defensive Player of the Week for the second time this season (also for CU's win at Stanford); the last CU defensive player to win twice in the same season was **SS Tedric Thompson** in 2016 (for the Stanford and Utah games). Other players on the defense who have been recognized twice in a season as conference players of the week include **DE Bill Brundige** (1969), **ILB Bill Roe** (1979), **DT Art Walker** (1989), **OLB Darin Schubeck** (1986) and **FS Steve Rosga** (1996); Roe is the only one to also win in back-to-back games. Landman has now earned the honor three times, joining Rosga, **ILB Greg Biekert** as three-time defensive POW selections in their careers.

But wait – there was more: on Dec. 1, the FWA named him as the **Bronko Nagurski National Defensive Player of the Week**, the second time in his career that he has been afforded that honor (also for the 2018 Nebraska game). He's the third Buffalo to win the Nagurski honor since its inception in 2001; Wheatley won it in 2007 for the Texas Tech game. Then on Dec. 8, the Maxwell Club tabbed him as the **Chuck Bednarik National Defensive Player of the Week** for his monster game at Arizona (17 tackles, 14 solo, three for losses including a sack, four third stops and two tackles for zero). He is also one of 24 semifinalists for the **Lott Impact Award**.

LANDMAN'S LANDMARKS

All-American candidate and second-time senior **ILB Nate Landman** healed from a torn Achilles suffered against Utah in the fifth game of the 2020 season in time to start the 2021 season. A roll call of what he has accomplished in a CU uniform:

- He is bidding to become the first player in school history to lead the team in tackles four times; he has **71 (52 solo)** thus far in 2021 (21 more than CU's runner-up S Isaiah Lewis).
- He has become the sixth player in CU history to be in on 400 career tackles, as his **409** are now tied for fifth in all-time total stops, while his **285** unassisted stops are second; he is sixth in tackles for loss with **40**, first in third down stops with **53**, first in fourth down stops (**9**) and tied for 32nd in quarterback sacks (**11**), but tied for third among inside linebackers).
- He recorded **200** career tackles in just 24 career games on defense and hit **300** in 33 career contests. Only five players have **400** or more (all-time leader **Barry Remington** reached 400 in his 31st game).
- He had **137** tackles in 2019 (**112 solo**), or **11.4** per game; he finished with the most stops since **ILB Jordon Dizon** racked up 160 in 2007 (120 solo). The **137** tied him for the 14th-most in a single season at Colorado.
- His **112 solo** tackles in 2019 ranked as the second-most in a single season, the fourth Buff to reach the century mark. Only **ILB Jordan Dizon** had more (120 in 2007); **ILB Greg Biekert** (105 in 1990) and **ILB Ray Cone** (102 in 1982).
- He had **16** unassisted tackles at Oregon in 2019 (16TT), tied for the fifth-most solo stops in school history.
- Landman's **137** tackles in 2019 were one more than the next two players combined (**136; 69** by Davion Taylor and **67** by Mikial Onu); since CU started keeping tackle statistics in 1964, that's the first time that the team leader had more than the next two players combined.
- In his first career start on defense (2018 opener against CSU) he was in on **14** tackles (four solo), tying for the most tackles in a first career start.
- He has **22** double-digit tackle efforts in **46** career games (three this season; his personal best in tackles (19, 11 solo) came at Utah in 2018). The list:

**LANDMAN'S TOP DOUBLE-DIGIT EFFORTS (22)**

TT (UT.AT)	Opponent	Date	TT (UT.AT)	Opponent	Date	TT (UT.AT)	Opponent	Date
19 (11,8)	UTAH	Nov. 17, 2018	14 (7,7)	at Nebraska	Sept. 8, 2018	11 (9,2)	SOUTHERN CAL	Oct. 2, 2021
18 (14,4)	MINNESOTA	Sept. 18, 2021	14 (12,2)	NEBRASKA	Sept. 7, 2019	10 (7,3)	WASHINGTON	Nov. 23, 2019
17 (14,3)	at Stanford	Nov. 14, 2020	13 (10,3)	OREGON STATE	Oct. 27, 2018	10 (8,2)	at Utah	Nov. 30, 2019
17 (14,3)	at Arizona	Dec. 5, 2020	12 (6,6)	at Washington	Oct. 20, 2018	10 (6,4)	at Arizona	Nov. 2, 2018
16 (16,0)	at Oregon	Oct. 11, 2019	11 (5,6)	at Southern Cal	Oct. 13, 2018	10 (8,2)	Texas A&M	Sept. 11, 2021
15 (10,5)	AIR FORCE	Sept. 14, 2019	11 (11,0)	Colorado State	Aug. 30, 2019	10 (8,2)	Arizona State	Sept. 25, 2021
15 (11,4)	at UCLA	Nov. 2, 2019	11 (10,1)	ARIZONA	Oct. 5, 2019	10 (4,6)	at California	Oct. 23, 2021
14 (4,10)	Colorado State	Aug. 31, 2018	11 (10,1)	SAN DIEGO STATE	Nov. 28, 2020			

MOST CAREER GAMES/DOUBLE-DIGIT TACKLES: Barry Remington 26 (1982-86); Greg Biekert 25 (1989-92); Matt Russell, 25 (1993-96); Ted Johnson, 23 (1991-94); **Nate Landman 23 (2017-21)**; Jordan Dizon, 20 (2004-07); Jashon Sykes, 19 (1998-2001); Chad Brown, 18 (1989-92).

CU INSIDE LINEBACKER: QUARTERBACK SACKS

Season: Steve Doolittle **6-36** (1979); Jashon Sykes **5½-21** (2000); Thaddeus Washington **5-36** (2005); **Nate Landman, 5-10, 2020**; Phil Irwin **4½-28** (1969); Jordon Dizon **4-39** (2007); **Nate Landman 4-21 (2018)**; Kory Mossoni **4-34** (2002); Addison Gillam **4-32** (2016); Jordon Dizon **4-26** (2006); five others with 4.

Career: Jashon Sykes **12½-62** (1998-01); Jordon Dizon **12-97** (2004-07); Matt Russell **11-73** (1993-96); Steve Doolittle **11-59** (1977-80); **Nate Landman 11-63 (2017-20).**

**CAREER CHART WATCH**

Here's where several Buffaloes rank on some of CU's all-time lists through games of October 30 (*Note: Colorado does not count bowl stats into career totals to protect past history, thus career numbers for players past and present will differ from NCAA*):

- ⇒ **WR DANIEL ARIAS** is second in forced fair catches (**25**), is third in first downfield credits (**13**) and is tied for ninth in special team points (**67**).
- ⇒ **TB JAREK BROUSSARD** is 43rd in rushing yards (**1,172**).
- ⇒ **TB ALEX FONTENOT** is 45th in rushing yards (**1,145**) and is 88th in receptions (**35**).
- ⇒ **DL MUSTAFA JOHNSON** is for 14th in quarterback sacks (**16**) and is tied for 16th in tackles for loss (**32**).
- ⇒ **ILB NATE LANDMAN** is tied for fifth in total tackles (**409**), is second in unassisted tackles (**285**), is sixth in tackles for loss (**40**), is tied for 32nd in quarterback sacks (**11**; tied for third-most by an inside linebacker); is first in third down stops (**53**) and is first in fourth down stops (**9**).
- ⇒ **QB BRENDON LEWIS** is 34th in passing yards (**1,016**).
- ⇒ **PK EVAN PRICE** is 88th in scoring (**66** points) and is tied for 19th in field goals made (**14**).
- ⇒ **WR BRENDEN RICE** is tied for 121st in receptions (**23**) and is 106th in receiving yards (**405**).
- ⇒ **TE BRADY RUSSELL** is tied for 61st in receptions (**47**) and is 79th in receiving yards (**523**).
- ⇒ **WR DIMITRI STANLEY** is tied for 40th in receptions (**61**) and is 54th in receiving yards (**673**).
- ⇒ **OLB CARSON WELLS** is tied for 16th in tackles for loss (**32**) and is tied for 27th in quarterback sacks (**12**).

AROUND THE NATION

Colorado has traditionally stocked its rosters primarily with players from three states: Colorado, California and Texas (**77.6** percent of the entire roster—active and inactive—as of Oct. 17: **90** of **116** players, including three inactive). The roll call of state producers for the Buffaloes: Colorado **35**, California **33**, Texas **22**, Florida **4**, Alabama **2**, Arizona **2**, Mississippi **2**, Washington **2**, Arkansas **1**, Georgia **1**, Illinois **1**, Iowa **1**, Louisiana **1**, Massachusetts **1**, Michigan **1**, Nevada **1**, North Carolina **1**, Oregon **1**, Tennessee **1**, Virginia **1**, Wisconsin **1**. That's **21** states total along with **AUSTRALIA (1)** that has produced the 2021 Buffaloes.

- ➔ **AROUND THE WORLD:** Five Buffaloes were born outside of the United States: **WR Daniel Arias** (Santa Domingo, D.R.), **OLB Joshka Gustav** (Germany), **ILB Nate Landman** (Zimbabwe) and **P Josh Watts** (Tasmania).
- ➔ **BY CLASS:** 3 graduate transfers; 4 seniors (4 fifth-year), 22 juniors (2 second-time), 21 sophomores (16 second-time, 2 third-time); 66 freshmen (44 true, 13 redshirt/2nd-year; nine third-time).

AND THE J'S (STILL) HAVE IT

Statistics show that more first names in the U.S. begin with the letter "**J**," followed by M, S, D and C. The Buffs take that to the extreme: on the 2021 Colorado roster, almost 22 percent on the team has first names that begin with J: **25** players overall who go by **24** different J names. The list:

Jack (2)	Jalen	Janaz	Jayle	Jeremiah	Jonathan	Joshka
Jackson	Jamar	Jarek	Jaylen	Joe	Jordan	Joshua
Jake	James	Jayden	Jaylon	John	Josh	Justin

THIRD DOWN SUCCESS

Colorado has converted over 40 percent on third down in four of the past five seasons (exception: in 2018 when it converted at **36.1** percent).

In **2020**, and granted, just a five-game sample, the Buffs converted at a **46.8** percent clip, averaging **6.9** yards to go on 79 tries (and one of those "misses" came on a kneel-down to end the UCLA game). The Buffs were **35-of-64** on 3rd-&-10 or less (**54.7**), and 2-of-15 on 3rd-&-11 or longer has brought the average down. Opponents converted at a 33.8 clip in the regular season (just 10-of-30 on 3rd-&-6 or less, 33.3) despite averaging 7.4 yards to go. In the bowl game, Texas was just 2-of-11.

➔ But through eight games in 2021, Colorado is just **32-of-99** (23-of-44 on 3rd-&-6 or less), while needing an average of **7.6** yards to go for a first down. CU is 19-of-36 when calling a running play, but only 13-of-63 passing, the latter including 13 times CU has seen its quarterback get sacked.

- ➔ CU's best season of third down conversion percentage came in 1989 – **53.9** (83 of 154, including 30-of-30 on 3rd-&-1) – followed by 1990 (48.9), 1954 and 2020 (46.8), 1966 (46.0), 1987 (45.2), 1957 (45.1) and 2016 (44.5).

AND ON DEFENSE...

The Buffaloes did a great job on third down defense in 2020. Last year, including the bowl, the enemy was just 27-of-85 overall (**31.8** percent, 13th-best nationally), and just 7-of-24 in tries of one-to-four yards. The Buffs recorded 12 quarterback sacks on third downs as well, whereas the opponent had just two on CU signal callers.

OLB Carson Wells had 4½ of those third down sacks and **ILB Nate Landman** three.

- ➔ **2021:** Opponents are just **40-of-107** (37.4 percent, 53rd nationally), with only two teams converting half the time or better (Oregon, 7-of-10, Arizona State (5-of-10). The other six opponents thus are just 28-of-87, or 32.2 percent.

CU's IN & OUT (Not the Burgers)

ILB Nate Landman and **OLB/DE Carson Wells** formed a pretty solid combination in 2020, so much so that CU's long-time linebacker coach, **Brian Cabral**, nicknamed the pair "The Dynamic Duo" a la Batman & Robin. Landman's accomplishments are detailed on the previous page, and Wells has quietly contributed nearly if not just as much. Wells finished third on the team with 34 tackles (26 solo), and was the NCAA leader in tackles for loss with 2.7 per game (13½ overall, including 4½ sacks). He also had five passes broken up, five pressures and eight third downs stops to go with an interception. Two of the third down stops were on pass breakups, thus he had 20 tackles at or behind the line of scrimmage.

► Wells has three career interceptions after he returned one 50 yards for a touchdown against Arizona; the other two have come against UCLA and its stellar quarterback, Dorian Thompson-Robinson. DTR is 1-2 against Colorado as a starter, and in

both losses, he failed to complete over 50 percent of his passes.

- Wells has been a TFL machine; he had four in the win over Arizona and closed 2020 with three or more in the last four 2020 regular season games (3, 4, 4, 3), the first Buffalo to have four in a row with that many since Alfred Williams in 1990. He then had 2½ in the Alamo Bowl against Texas (*the NCAA recognized him with 16 in six games; CU does not include bowl stats*).



STATISTICALLY SPEAKING

Here's where the Buffs ranked statistically in select categories in the Pac-12 and the NCAA through games of October 30:

TEAM											
Pac12	NCAA	Category	Stat	Pac12	NCAA	Category	Stat	Pac12	NCAA	Category	Stat
10th	104th	RUSHING OFFENSE	120.6	9th	89th	RUSHING DEFENSE	172.0	3rd	10th	PUNT RETURNS	15.0
12th	127th	PASSING OFFENSE	130.4	6th	66th	PASSING DEFENSE	228.6	4th	16th	KICKOFF RETURNS	26.9
12th	130th	TOTAL OFFENSE	251.0	10th	81st	TOTAL DEFENSE	400.6	2nd	27th	NET PUNTING	41.9
11th	119th	3rd DOWN EFFICIENCY	32.3	3rd	53rd	3rd DOWN EFF DEFENSE	37.4	6th	61st	TURNOVER MARGIN	0.00
11th	123rd	SCORING OFFENSE	16.9	3rd	36th	SCORING DEFENSE	24.6	12th	121st	TIME OF POSSESSION	26:56

INDIVIDUAL (Top 25 in conference or top CU leader; players must meet NCAA minimum of 75% of team's games; *—if had enough attempts to qualify)											
Total Offense	Pac-12	NCAA	Yds/Gm	Receptions	Pac-12	NCAA	No./Gm	Kickoff Returns	Pac-12	NCAA	Avg.
Brendon Lewis	11th	119th	143.4	Brenden Rice	N/A	N/A	2.1	Brenden Rice	2nd	8th	28.2
Rushing	Pac-12	NCAA	Yds/Gm	Dimitri Stanley	N/A	N/A	1.8	Quarterback Sacks	Pac-12	NCAA	Avg./Gm
Jarek Broussard	16th	174th	44.9	Receiving Yards (Avg.)	Pac-12	NCAA	Yds/Gm	Guy Thomas	N/A	N/A	0.25
Passing Yards	Pac-12	NCAA	Yards	Brenden Rice	N/A	N/A	35.6	Carson Wells	N/A	N/A	0.25
Brendon Lewis	11th	107th	1,016	Brady Russell	N/A	N/A	23.0	Interceptions	Pac-12	NCAA	Total
Passing Efficiency	Pac-12	NCAA	Rating	Scoring	Pac-12	NCAA	Pts/Gm	Four tied	N/A	N/A	0.13
Brendon Lewis	11th	101st	123.6	Cole Becker	N/A	N/A	3.9	Passes Defended	Pac-12	NCAA	Avg./Gm
Completion Pct.	Pac-12	NCAA	Pct.	Field Goal Pct.	Pac-12	NCAA	Pct.	Nate Landman	N/A	N/A	0.57
Brendon Lewis	11th	93rd	59.1	Cole Becker	9th	94th	62.5	*Tackles	Pac-12	NCAA	Avg./Gm
All-Purpose Yards	Pac-12	NCAA	Yds/Gm	Field Goals	Pac-12	NCAA	FG/Gm	Nate Landman	2nd	25th	9.0
Brenden Rice	10th	127th	86.0	Cole Becker	11th	106th	0.62	*Tackles For Loss	Pac-12	NCAA	Avg./Gm
Punting	Pac-12	NCAA	Avg.	Punt Returns	Pac-12	NCAA	Avg.	Carson Wells	N/A	N/A	1.13
Josh Watts	1st	5th	48.3	Dimitri Stanley	4th	9th	12.3	(*—CU uses coaches' video; numbers don't match)			

FUMBLE ME OR FUMBLE ME NOT

Hanging on to the football is one thing that the Colorado Buffaloes have done most of last decade, and they took it up a notch in 2019. The Buffaloes did not fumble the ball in six games, and had just 11 fumbles, and "11" is actually a bit misleading: three were charged to the team on bad snaps and a fourth happened on a muffed try at scooping up a punt; the three that were lost were on special teams (two on kickoff returns and that muffed punt; the offense never lost a fumble. The Buffs set a record with four consecutive games without a fumble, which included a stretch of **446** touches (scrimmage plays, punts/placement kicks, returns, fair catches).

- In 2019, **1,021** touches, that was one fumble for every **92.8** touches. The ones most prone to fumble, running backs, had just three in **367** (rushes, receptions, returns).
- In 2020, **445** touches, that was one fumble for every **75.7** touches. The ones most prone to fumble, running backs, had just one in **185** (rushes, receptions, returns).
- **2021** numbers: **6** fumbles (two on punt return muffs and two on center exchanges) in **563** touches (456 scrimmage plays; 3 recoveries, 4 interceptions, 100 special teams: 30 returns, 46 punts and 24 placements)—one for every **93.8** touches;
- Since the start of the 2013 season, Colorado has a total of **129** fumbles (losing **54**) — out of **9,011** touches (or 1 in for every **69.9** touches).
- CU's tailbacks have just **23** over the last eight-plus seasons in **2,825** carries (or just one in every **122.8** attempts).
- CU's first lost fumble in 2020 came **193** minutes and **31** seconds into the season (fourth game), a school record for the longest into a year before losing one;
- CU had no fumbles in six games in 2019, tying the school record set in 2014 and 2017 (and has none in **38** of its last **98** games).
- CU has lost just **21** fumbles (**3** this season) dating back to the 2016 season (out of **83** fumbles overall in this **61**-game span).
- CU lost just **3** fumbles in 2019, none on offense (two on kickoff returns, one on a muffed punt return); that tied for the third fewest in the NCAA, and lost only **3** again in 2020; thus the **3** already lost in 2021 is practically an aberration.

ALMOST PERFECT IN CLOSE

Dating back to nine games into the 2016 season, Colorado has had **88** goal-to-go situations, scoring **86** times (or 97 percent of the time); **69** of the scores have been touchdowns to go with **18** field goals. The only non-scores came on a drive ending on downs in 2018 against Oregon State (in overtime) and an interception last year at Oregon. A look at perfect (or near) seasons in this regard since 1984 when the stat was first tracked (CU is **10-for-10** in 2021, 9 TDs):

Season	Number	Scores	TD	(Pct.)	FG	Pct.	Season	Number	Scores	TD	(Pct.)	FG	Pct.
1996	26	26	21	(80.7)	5	100.0	1988	19	18	16	(84.2)	2	94.7
2017	18	18	17	(94.4)	1	100.0	2014	21	20	17	(81.0)	4	95.2
2002	16	16	15	(93.8)	1	100.0	1989	34	32	31	(91.2)	1	94.1
1985	13	13	13	(100.0)	0	100.0	1993	16	15	14	(87.5)	1	93.8
2020	11	11	10	(90.9)	1	100.0	2019	16	15	8	(50.0)	7	93.8
1994	31	30	29	(93.5)	1	96.7	1986	14	13	13	(92.9)	0	92.9
2018	20	19	15	(75.0)	4	95.0	2008	14	13	13	(92.9)	0	92.9

CHEV'S "COACHED" A HATRICK ... PLUS

Darrin Chiaverini is in his fifth year as CU's receivers coach; in **59** regular season games, he's coached five players who have passed him on CU's all-time receiving yards list. **WR Shay Fields** passed him as a junior in 2016, while seniors **WR Devin Ross** and **WR Bryce Bobo** did so in 2017. **WR Laviska Shenault** zoomed by him in the first game of 2019, and **WR K.D. Nixon** became the fifth in the fifth game of the shortened 2020 season (and **WR Tony Brown** came close):

Rk	Player (Seasons)	No.	Yards	Avg.	TD	Rk	Player (Seasons)	No.	Yards	Avg.	TD
2	Shay Fields (2014-17)	190	2,552	13.4	21	19	K.D. Nixon (2017-20)	99	1,221	12.3	7
11	Laviska Shenault (2017-19)	149	1,943	13.0	10	21	Darrin Chiaverini (1995-98)	97	1,199	12.4	6
12	Bryce Bobo (2014-17)	150	1,638	10.9	10						
13	Devin Ross (2013-17)	140	1,626	11.7	9	32	Tony Brown (2018-19)	88	1,040	11.8	6

**THAT REDSHIRT RULE**

Beginning with the 2018 season, incoming freshmen can now play in up to four games but not lose a year of eligibility; this also applies to anyone else on the roster. In any year they play in four games or less, they get the year back (and the four can be at any point during the season; they do not have to be the first four games). Also if a player redshirts as a true freshman and then suffers a season-ending injury within the first four games of another season, he's now eligible for a sixth-year without having to lose two years to injuries and go through the old petition process. A perfect example would be **Derek McCartney**, who redshirted as a true freshman in 2013, and was injured in game three of his fourth-year (2016); he would have been awarded a sixth-year of eligibility under this rule change.

If this rule had been permanently in place since freshmen were allowed to play, here are some notable Buffaloes that would have earned a full season back due to either playing in four games or less at some point in their career due to injury, and others who were simply inserted at the end of games over the course of the season when the outcomes had already been decided (assuming the four-game maximum would have applied in 11-game seasons prior to 2006; *—denotes true freshman):

WR *Dave Logan, 1972	Debuted late in week two in a 56-14 win over Cincinnati, when he had his lone reception of the year. He was on the travel squad, but appeared just a couple of more times.
TB *James Mayberry, 1975	Appeared late in several games, had 16 rushing attempts and one reception.
DT George Smith, 1982	Injured in the fourth game of the year, he had 34 tackles, four for losses when he was lost for the year.
WB *Mike Pritchard, 1987	Appeared in six games and 17 rushes and threw seven passes.
QB *Darian Hagan, 1988	Appeared in five games (plus the Freedom Bowl), had 38 rushes and threw seven passes.
QB *Vance Joseph, 1990	Appeared in four games, had 13 rushes and threw seven passes (and was next in line to play in the '91 Orange Bowl).
QB *Kordell Stewart, 1991	Appeared in two games, had 18 rushes and threw two passes.
QB *Koy Detmer, 1992	Pressed into duty to rally CU over Minnesota in game three, started two others and appeared in seven overall; but he was also injured early in the fourth game in 1995, so either would have applied.
ILB Jashon Sykes, 2001	Injured in the fourth game of the year, he had already racked up 33 tackles and 3½ sacks
QB *Joel Klatt, 2002	Played three snaps late against Baylor in game seven, appeared in a handful of others after, including on the punt team.
OLB Derek McCartney, 2016	Had already utilized his redshirt year, so when lost for the season with a torn ACL in game three at Michigan, he lost that year.

And there were several players in 1984, when CU resurrected its junior varsity team for one year; several played in the three JV games and then saw some time afterward in some of the last six varsity games. These included **WR Lance Carl**, **ILB Don DeLuzio**, **TB Dion Dyson**, **TE/P Keith English**, **WR Drew Ferrando**, **QB Mark Hatcher**, **P Barry Helton**, **TB Sam Smith**, **CB David Tate** and **FB Anthony Weatherspoon**.

AND WHO BENEFITTED THE FIRST YEAR? SEVEN BUFFS ... THIRTEEN DO SO IN YEAR TWO

In 2018, there were seven Buffaloes who benefitted from the NCAA's new redshirt which permits players to play in up to four games and not lose a year of eligibility provided they had a redshirt year available to them (no fifth-year seniors played in four games or less who were lost for the season due to injury, as exceptions could have been made in those instances). Those players, with the games they appeared in parenthesis (*—no longer on team): **OLB *Jacob Callier** (4), **PK *Tyler Francis** (2), ***P Alex Kinney** (4), **PK Evan Price** (2), **WR Dimitri Stanley** (3), **DB *L.J. Wallace** (1) and **ILB *Jake Yurachek** (1).

► In 2019, the rule was applied to **10** current players who met the criteria: **CB Mehki Blackmon** (4), **OT Frank Phillip** (2), **OLB Joshka Gustav** (3), **ILB Marvin Ham** (4), **OL Austin Johnson** (1), **OLB Jamar Montgomery** (4), **OLB Alec Pell** (4), **ILB Quinn Perry** (1), **PK Evan Price** (4) and **WR La'Vontae Shenault** (4).

SEASON OPENERS: UNDERCLASSMEN STARTERS

The depth is always fluid leading up to the first game, but with 10 underclassmen (four freshmen, six sophomores) atop the opening season depth chart, it was the third most upperclassmen that would start a Colorado opener dating back to 1995. The last four season opener numbers are among the top 10 in this time frame. A look at the most underclassmen starters for the Buffaloes over the last 27 seasons:

Season	Fr.	So.	Total	Season	Fr.	So.	Total
2014	3	9	12	2003	1	7	8
2009	3	8	11	2004	1	7	8
2021	4	6	10	2008	1	7	8
2018	3	6	9	2012	2	6	8
2019	2	7	9	2020	1	6	7

WATTS DEVELOPING INTO A MAJOR WEAPON

Junior **P Josh Watts**, the Pac-12 Conference's leading punter, is enjoying a breakout season, averaging **48.3** yards for 46 punts (with a net of 41.9); that's fifth in the NCAA. He posted career-bests in back-to-back-to-back games, including his best effort in a road game to date at California; 19 of his last 39 punts have carried over 50 yards. He is averaging **51.8** yards for 16 punts from the CU 25 and inside, and **49.6** for 39 kicks from CU's side of the field. He averaged 48 yards or more for a six game stretch; the last time a CU punter averaged over 47 yards a kick for that many games in a row (minimum of four punts) was back in 2004, when **P John Torp** had that number or better also for six straight. **Karl Dorrell** credits some of his improvement to CU's new strength coach, **Shannon Turley**, who has worked extensively with Watts to eliminate the soft tissue injuries he had in 2020. (See his expanded punting stats on the last page of CU's statistics sheets.)

GAME-BY-GAME

	No	Yds	Avg.	Long	50+	In20
Northern Colorado ...	3	120	40.0	41	0	1
Texas A&M	7	343	49.0	55	3	0
Minnesota.....	8	415	51.9	62	5	3
at Arizona State	6	287	47.8	55	2	1
Southern Cal.....	7	347	49.6	56	4	2
Arizona.....	4	192	48.0	64	1	1
at California.....	7	342	48.9	57	4	2
at Oregon	4	174	43.5	53	2	0

PUNTING IMPROVEMENT (Colorado; one season to next)

Yards	Player (Seasons)	Change
7.37	Josh Watts (2020, 2021)	40.89 – 48.26
6.28	Mitch Berger (1991, 1992)	40.76 – 47.04
4.62	John Stearns (1971, 1972)	35.31 – 39.92
4.49	Zak Jordan (1951, 1952)	40.72 – 45.21
3.81	John Torp (2003, 2004)	42.52 – 46.34
3.70	Mark Mariscal (2001, 2002)	44.51 – 48.21
2.87	Boyd Dowler (1957 to 1958)	42.16 – 45.03
(*—minimum 24 punts per season)		

COLORADO IN THE POLLS – 2021 WEEK-BY-WEEK

A look at where Colorado has placed weekly in each of the three major polls in 2020 (the College Football Playoff committee first weekly rankings will be on Tuesday, Nov. 2; RV—denotes received votes; number is place outside top 25):

Poll	PS	9/07	9/12	9/19	9/26	10/03	10/10	10/17	10/24	10/31	11/07	11/14	11/21	11/28	12/05	Final
Associated Press	---	---	---	---	---	---	---	---	---	---	---	---	---	---	---	---
USA Today Coaches	---	---	---	---	---	---	---	---	---	---	---	---	---	---	---	---
FWAA Super 161	---	---	---	---	---	---	---	---	---	---	---	---	---	---	---	---
CFP Committee Poll	N/A	---	---	---	---	---	---	---	---	---	---	---	---	---	---	---

IN THE POLLS / SOME HISTORY

Colorado re-entered the national polls on Dec. 6, 2020 (No. 21 AP/No. 22 USAT), after last being ranked on Oct. 13, 2018 (No. 25 in the USA Today/Coaches poll), and was last in the AP poll on Oct. 6, 2018 (No. 19; the Buffs were a season-high No. 18 the same day in the coach's ballot). The Buffs were not ranked in 2017, and had climbed to as high as No. 9 in both polls (twice) in 2016; CU had not been ranked previous to '16 since 2005. Colorado owns the ninth longest streak of all-time, as from the 1989 preseason poll through the fifth week of 1997, CU had a run of **143** consecutive weeks in the AP poll. CU has been ranked **305** times in its history, the 29th most all-time; the Buffs have finished in the top four on four occasions, tied for 22nd most (the College Football Playoff includes the top four teams; only USC, with 12, has more than CU from the Pac-12).

47 WINS OVER AP RANKED TEAMS 23RD BEST SINCE '89

CU's **47** wins over *Associated Press* ranked teams dating back to the 1989 season (when the AP expanded to a top 25) are tied for the 23rd most in the nation in this time frame (33 seasons). Through games of Oct. 30, Alabama has the most (**103**), followed by Ohio State (**100**), LSU (**87**), Florida State (**84**), Florida (**81**), Oklahoma (**81**), Michigan (**76**), Southern Cal (**73**), Georgia (**70**), Miami, Fla. (**65**), Auburn (**64**), Oregon (**64**), Tennessee (**62**), Notre Dame (**60**), Texas (**60**), Clemson (**58**), Penn State (**58**), UCLA (**55**), Washington (**55**), Stanford (**52**), Wisconsin (**52**), Virginia Tech (**50**), Michigan State (**49**), **COLORADO (47)**, Nebraska (**47**) and Texas A&M (**43**).

- All-time, Colorado's **70** wins over ranked teams are the 23rd most in history.
- CU is **4-35** against ranked teams dating back to 2009; also **1-31** on road since 2002 (win at ASU in 2019 snapped a 29-game losing streak).
- CU's last win over a top 5 or 10 team was on Sept. 29, 2007: a 27-24 win over No. 3 Oklahoma in Boulder (16 straight losses).
- Since 1989 (when the *Associated Press* started ranking a Top 25), **Colorado** has played the **11th** most ranked teams played in the nation (142, 47-93-2), trailing Alabama 169 (103-65-1), LSU (166; 87-79), Florida (160; 81-78-1), Tennessee 157 (62-92-3), Ohio State 155 (100-52-3), Michigan 153 (76-75-2), Auburn 152 (64-87-1), Georgia 151 (70-80-1), Oklahoma 146 (81-63-2), Florida State 144 (84-59-1), Washington 141 (55-85-1); USC 140 (73-66-1), Texas 140 (60-78-2), UCLA 136 (55-80-1), Notre Dame 134 (60-72-2), Michigan State 132 (49-83), Penn State 132 (58-74), Stanford 132 (52-80), Miami, Fla. 131 (65-66), Wisconsin 130 (52-77-1), Mississippi 125 (31-94), Oregon 123 (64-59), Texas A&M 124 (43-81), Clemson 123 (58-65), Nebraska 114 (47-66-1), Iowa 112 (39-73), Virginia Tech 111 (50-60-1).
- Pac-12 Records versus ranked teams (*by wins; since start of 1989 season*): USC 73-66-1; Oregon 64-59; Washington 55-85-1; UCLA 55-80-1; Stanford 52-80; **Colorado 47-93-2**; Arizona 37-83; Arizona State 34-79; Washington State 31-86; Cal 30-79-1; Utah 23-34; Oregon State 22-81.

THE TRANSFER PORTAL

Since the transfer portal became the NCAA's version of free agency, Colorado has acquired eight players, five as graduate transfers and three who decided to transfer as undergraduates (*—denotes graduate transfer; Status—clock at start of 2021 season, i.e., 2/1: two years to play one in eligibility; all but Mott are on scholarship):

Year	Player, Pos.	School	Class	Status
2020	*Matt Lynch, TE	UCLA	Gr.-2	1/1
2021	*Robert Barnes, ILB	Oklahoma	Gr.	2/2
2021	Noah Fenske, OL	Iowa	Fr.-2	4/4
2021	*Jack Lamb, ILB	Notre Dame	Gr.	2/2
2021	James Mott, QB	Chicago	Fr.-3	4/4
2021	*J.T. Shrout, QB	Tennessee	So.	3/3
2021	Blayne Toll, DE	Arkansas	Fr.-2	5/4
2021	*Max Wray, OT	Ohio State	So.-3	3/3

700 CLUB

Colorado became the 25th school to reach the 700-win mark with a 44-28 win over California in 2017; the Buffs have an all-time record of **715-521-36** (a **.576** winning percentage). In addition to being 27th on the all-time win list, CU is 36th in winning percentage (29th for schools with 1,000 or more games [-played in the FBS]). The top 30 in all-time wins through games of October 30:

Team	Years	Games	Won	Lost	Tied	Pct.	Team	Years	Games	Won	Lost	Tied	Pct.	Team	Years	Games	Won	Lost	Tied	Pct.
1 Michigan	143	1,358	972	350	36	.727	11 Georgia	130	1,328	847	427	54	.656	20 Pittsburgh	132	1,331	744	545	42	.573
2 Ohio State	132	1,319	938	328	53	.730	12 LSU	129	1,292	821	424	47	.655	22 Syracuse	133	1,339	730	560	49	.563
3 Alabama	130	1,311	936	332	43	.729	13 Auburn	130	1,287	788	452	47	.630	23 Navy	143	1,367	727	583	57	.556
4 Texas	129	1,342	927	382	33	.704	14 Clemson	126	1,282	773	465	45	.620	24 Arkansas	128	1,289	725	524	40	.578
5 Oklahoma	127	1,308	926	329	53	.726	15 Texas A&M	128	1,301	764	489	48	.605	25 Wisconsin	133	1,281	724	504	53	.585
6 Notre Dame	135	1,295	925	328	42	.729	15 West Virginia	131	1,322	765	512	45	.596	26 Michigan State	126	1,232	718	470	44	.588
7 Nebraska	132	1,354	908	406	40	.687	17 Virginia Tech	130	1,294	760	488	46	.607	27 Colorado	132	1,275	716	523	36	.576
8 Penn State	135	1,349	907	401	41	.688	18 Washington	133	1,259	750	459	50	.616	28 Minnesota	138	1,290	715	531	44	.571
9 USC	134	1,266	856	356	54	.699	19 Florida	116	1,215	747	428	40	.632	29 Army	132	1,294	710	533	51	.569
10 Tennessee	131	1,312	853	406	53	.671	20 Georgia Tech	130	1,310	744	523	43	.586	29 North Carolina	134	1,320	710	556	54	.559

**THE VERTICAL GAME (EXPLOSION PLAYS)**

CU, as in the case with most teams, often is most dangerous on offense when the unit can strike for the big play both via the rush and pass. Colorado had 57 “explosion” plays in 2016, or ones that gained 20 or more yards; that was the most by a CU team since 2007 (49 in 2017). Here’s a look at CU’s 20-plus plays in recent memory, not including bowls, going back to 1994, when CU had a high of 76 plays over 20-yards, almost equal in nature (37 rush, 39 pass):

Season	Total	Rush	Pass	Season	Total	Rush	Pass	Season	Total	Rush	Pass	Season	Total	Rush	Pass	Season	Total	Rush	Pass
1994	76	37	39	2000	38	8	30	2006	35	18	17	2012	36	9	27	2018	56	16	40
1995	61	11	50	2001	58	21	37	2007	58	18	40	2013	42	5	37	2019	45	10	35
1996	64	12	52	2002	58	35	23	2008	40	8	32	2014	48	12	36	2020	25	8	17
1997	46	9	37	2003	47	5	42	2009	44	7	37	2015	50	15	35	2021	18	5	13
1998	40	11	29	2004	48	13	35	2010	43	11	32	2016	57	16	41				
1999	57	12	45	2005	54	16	38	2011	56	14	42	2017	50	11	39				

100/300

The Buffaloes have historically done well when holding the opponent to under 100 yards rushing and under 300 yards total offense. Dating back to the start of the 1985 season, Colorado is **106-15-1** when the opponent fails to reach 100 yards on the ground, and **107-20-1** when the enemy is held under 300 yards overall. CU is **13-1** and **18-0** in each, respectively, dating back to the start of the 2013 season (**1-0** in 2021).

AHEAD IN A BIG WAY

From 2006-15, the opponent had almost always had a distinct advantage in TSL (time spent in the lead), but CU reversed that and then some in 2016. The Buffs led for **457** minutes and **20** seconds, or **59** percent of the time; opponents for just 24 percent and the score tied the other 17 percent. CU led for more minutes in 2016 than it had in all 11 previous years after just eight games (and when it held the edge over an entire season just twice: 2005 and 2010. But alas, the opponent held a slight edge in both 2017 and 2018 (*bowl games not included*):

Season	CU	Tied	Opp.	Season	CU	Tied	Opp.	Season	CU	Tied	Opp.	Season	CU	Tied	Opp.
2005.....	320:31	101:55	297:34	2010.....	312:45	113:54	293:21	2015.....	192:47	158:14	428:59	2019.....	250:05	119:03	350:52
2006.....	269:22	123:11	327:27	2011.....	191:12	78:44	510:04	2016.....	457:20	133:33	189:07	2020.....	199:44	33:45	66:31
2007.....	280:56	130:11	308:53	2012.....	77:38	112:18	530:04	2017.....	285:30	132:17	302:13	2021.....	142:00	78:49	259:11
2008.....	191:24	119:07	409:29	2013.....	197:17	108:56	413:47	2018.....	268:07	171:14	280:39				
2009.....	110:29	165:18	444:13	2014.....	261:22	83:52	374:46	2019.....	250:05	119:03	350:52				

TURNOVER FREE

Colorado has had an impressive number of turnover free games dating back 10-plus seasons, and in 2017, Colorado had a record run of **16** consecutive quarters played without turning the ball over (**253:52** in total time). Colorado played **17** games out of **74** in six seasons under Mike MacIntyre without a turnover, the highest percentage in any CU head coach’s tenure over two years since World War II. Take a look (TFG—turnover free games; TG—total games):

Coach	TFG	(Record)	TG	Pct.	Coach	TFG	(Record)	TG	Pct.	Coach	TFG	(Record)	TG	Pct.
Mike MacIntyre	17	(11-6)	74	23.0	Dal Ward	5	(2-1-2)	110	4.5	Brian Cabral	1	(1-0)	3	33.3
Bill McCartney	23	(18-3-2)	153	15.0	Bill Mallory	1	(1-0)	57	1.7	Jon Embree	5	(1-4)	25	20.0
Dan Hawkins	8	(3-5)	58	13.8	Chuck Fairbanks	0	(0-0)	33	0.0	Kurt Roper	0	(0-1)	0	0.0
Gary Barnett	11	(49-38)	87	12.6	-----two or fewer seasons/interims-----					Bud Davis	0	(0-0)	10	0.0
Sonny Grandelius	3	(2-1)	31	9.7	Mike Hankwitz	1	(0-1)	1	100.0	Jim Yeager	0	(0-0)	19	0.0
Rick Neuheisel	3	(3-0)	47	6.4	Karl Dorrell	5	(3-2)	14	35.7					
Eddie Crowder	6	(5-1)	118	5.1	Mel Tucker	4	(5-7)	12	33.3					

- Karl Dorrell became CU’s third straight head coach to not have his team turn the ball over in his first game (vs. UCLA in 2020).
- Colorado has played **17** turnover-free games in its last **49**, easily the school-best for a span of that few number of games. And in 2017, it nearly had a fifth—an interception on a Hail Mary as time ran out at Arizona State was the lone turnover of that game.
- Post-World War II (dating back to 1946), Colorado has played **93** turnover-free games, owning a record of **60-29-4** in those games (**2-1** in bowls).
- Colorado played at least three turnover-free games in the five seasons from 2015-19, easily the longest streak in school history; the **18** games without a turnover over those five seasons are the most in any five-year span in school history, besting **12** mistake-free games from 1987-91.
- Colorado has now had at least one turnover-free game for 12 straight seasons (2010-21, **34** total), now the longest run in school annals: the Buffs had at least one for 10 straight years (1998-2007, **19** total); CU also had a run of nine consecutive seasons (1987-95, **22** total).

ELEVEN HAVE DASHED 100 ... OR FURTHER

In 2017 (Oct. 28), then-junior **DB Nick Fisher** joined a very exclusive club when he returned an interception 100 yards in the fourth quarter to close out CU’s 44-28 win over California. It was the 11th 100-yard play in CU history, the fourth interception return of that length. However, the NCAA seals returns at a 100-yard maximum; if it allowed returns to be scored like the NFL, counting end zone yardage, Fisher would have been credited with a 109-yard return (CU’s head statistician is also the Broncos’). It was the first 100-yard interception return since 1996, when **FS Steve Rosga** pulled it off against Oklahoma State (his would have been 105 yards). **ILB Marcus Burton** came close in 2005, when he picked one off at the half yard line and raced 99 yards for a score – at Oklahoma State.

COLORADO / 100-YARD PLAYS**KICKOFF RETURNS**

Yards	Player, Opponent, Site, Date (*—opening kickoff of game)
100	Byron White vs. Denver at Denver, Nov. 26, 1936 (TD).
100	*Cliff Branch vs. Kansas in Boulder, Nov. 7, 1970 (TD).
100	*Billy Waddy vs. Kansas State in Boulder, Nov. 22, 1975 (TD).
100	Howard Ballage vs. Nebraska in Boulder, Oct. 21, 1978 (TD).
100	Walter Stanley vs. Oklahoma in Boulder, Oct. 4, 1980 (TD).
100	*Ben Kelly vs. Missouri in Boulder, Oct. 9, 1999 (TD).
100	Marques Mosley vs. Utah in Boulder, Nov. 23, 2012 (TD).

INTERCEPTION RETURNS

Yards	Player, Opponent, Site, Date
100	Dick Kearns vs. Denver at Denver, Nov. 24, 1938 (TD).
100	Johnny Zeigler vs. Colorado Mines in Boulder, Sept. 26, 1942 (TD).
100	Steve Rosga vs. Oklahoma State in Boulder, Oct. 12, 1996 (TD).
100	Nick Fisher vs. California in Boulder, Oct. 28, 2017 (TD).

**DID YOU SAY UTES?**

Stealing from *My Cousin Vinny* and the last Fred Gwynne's classic line, as of press time, Bowling Green conducted a survey on who is carrying the most freshmen on their rosters. They did the survey based on high schoolers that graduated either in the class of 2020 or the class of 2021 (so, not counting anyone from 2019 that did not lose a year of eligibility by playing four games or less).

School	Class of '20	Class of '21	Total
Navy	45	64	99
Northern Illinois	33	44	77
Bowling Green	44	27	71
Oregon	27	35	62
Colorado	14	45	59

FATHER-SON SCORING

When **WR Dimitri Stanley** scored the first touchdown (and points) of his career with a 13-yard TD reception against Air Force in 2019, he joined his father Walter ('81) as the fourth father-son duo to score points for the Buffs; they are now the highest-scoring father-son duo in CU history (the list; year is the last season on the Buffs):

Father: Larry Brunson, 1971 (3 TDs)
Father: Marc Walters, 1986 (2 TDs)

Son: Matt Brunson, 2001 (2 TDs)
Son: Ryan Walters, 2006 (1 TD)

Father: Dick Anderson, 1967 (2 PATs)
Father: Walter Stanley, 1981 (5 TDs)

Son: Blake Anderson, 1994 (1 TD)
Son: Dimitri Stanley, 2019-21 (4 TDs)

FATHER-SON "100"

WR Dimitri Stanley recorded his first 100-yard career receiving game when he caught six balls for 126 yards and a TD in CU's 35-32 win over Stanford. His father, Walter, caught five passes for 222 yards and two scores in the 1981 season opener against Tech. The younger Stanley thus joined his dad as the only father-son duo in school history to record 100-yard receiving games. How common is that at the *same school* around the nation? Here's a look from a survey of other schools, as apparently it is fairly uncommon (number in parenthesis is the number of 100-yard games for each):

School	Father, Seasons (#)	Son, Seasons (#)
Colorado	Walter Stanley, 1980-81 (1)	Dimitri, 2019-20 (1)
Florida	Lee McGriff, 1972-74 (5)	Travis, 1995-98 (7)
Illinois	John Wright, Sr., 1965-67 (12)	John, Jr., 1988-91 (1)
Kentucky	Dicky Lyons, Sr., 1966-68 (1)	Dicky Jr., 2004-08 (3)
Stanford	Ed McCaffrey, 1987-90 (8)	Christian, 2014-16 (2)
UCLA	George Farmer, 1967-69 (2)	Danny, 1996-99 (11)
Wisconsin	Al Toon, 1982-84 (6)	Nick, 2008-11 (4)

► And be on the alert for a potential "**Brother-Brother 100.**" With freshman **La'Vontae Shenault** in the regular rotation at receiver, his older brother **Laviska** had eight 100-yard receiving games for the Buffaloes. They would be the first brother-brother combo to do it if the younger Shenault has a 100-yard game (the younger Shenault is serving an indefinite suspension at present).

INSIDE-THE-20

(FACT: CU invented charting the red zone in 1981 as "Penetrating the 20"; as in the NFL, the 20 is not in the red zone in its stats)

The Buffaloes, after going through a period where they had their frustrations once penetrating the opponent 20-yard line, has been very efficient over the last six-plus seasons in the stats' original name, "**Scoring Percentage Inside-the-20.**" Dating back to the start of the 2014 season, Colorado is **261-of-308** in the "Red Zone" (**84.7** percent, **185** touchdowns/**76** field goals). In 2021, the Buffaloes are off to a great start, scoring on **13-of-14** penetrations (10 touchdowns). Here's a look at CU's best Red Zone performances on offense in its history; numbers were researched from 1953 to the present (*bowl games not included*):

RED ZONE OFFENSE (minimum 30 penetrations of the 20)

Season	Scores	(TD, FG)	TD Pct.	Pct.	Season	Scores	(TD, FG)	TD Pct.	Pct.
1985	29-of-32	(22, 7)	75.9	90.6	1969	29-of-34	(22, 7)	75.9	85.3
1994	48-of-53	(40, 8)	83.3	90.6	2003	32-of-38	(28, 4)	87.5	84.2
1997	35-of-39	(25,10)	71.4	89.7	2017	37-of-44	(25,12)	67.6	84.1
2016	51-of-57	(37,14)	72.5	89.5	1993	40-of-48	(28,12)	70.0	83.3
2014	40-of-45	(29,11)	72.5	88.9	1995	43-of-52	(33,10)	76.7	82.7
1988	37-of-42	(30, 7)	81.1	88.1	2021	18-of-19	(14, 4)	73.7	94.7
1989	50-of-57	(42, 8)	84.0	87.7	2020	17-of-18	(14, 3)	77.8	94.4
2019	30-of-35	(23, 7)	76.7	85.7					

STIFLE, EDITH! (I'm so 70s). Since losing in Lincoln on Nov. 12, 1988 against Nebraska by a 7-0 score, the Buffaloes had won **75** straight games when holding the opponent to 13 points or less until dropping a 10-7 decision to Texas A&M in Denver on Sept. 11. CU had also won **29** in a row when the enemy has scored 14 or fewer dating to a 14-13 setback at Georgia in 2006; and **24** straight when the opponent has been held to 17 or fewer points (dating to a 17-10 loss at Iowa State in 2009). Colorado's last loss at home when allowing 13 points or less remains the 1987 season opener against Oregon, when the Ducks left Boulder with a 10-7 win.

FUN FOUR FACT. Four schools can boast that they have won a national championship in football, have had a Heisman Trophy winner, a U.S. Supreme Court Justice and at least one man that either walked on the Moon or traveled there to and from. Those are **Colorado**, Michigan, Texas and Army-West Point. For CU, that would be **Rashaan Salaam** (Heisman), **Byron White** (Supreme Court) and Apollo command module pilots **Jack Swigert** (Apollo 13) and **Stuart Roosa** (Apollo 14). Other schools that would join the above with at least one astronaut (who was not on an Apollo mission) include California, Navy, Stanford and Wisconsin. **CARRY OUT TO FIVE:** Throw in a U.S. Open (golf) winner, and the only schools with all five are CU (**Hale Irwin**, **Steve Jones**) and Texas.

**COLORADO BY THE NUMBERS IN 2021**

- 0** The number of penalties CU had in the first three quarters at California, the first time since the 2016 Utah game.
- 0-8-3** The Buffs record in Pac-12 road “doubleheaders” (road games in back-to-back weeks: no sweeps, three splits, swept eight times including this year (Cal-Oregon);
- 2-4-2** The Buffs record in Pac-12 home “doubleheaders” (two sweeps—WSU and Utah in 2016 and Stanford and Washington in 2019; two splits, swept four times);
- 1** The number of starts at quarterback by all players on the roster at the position entering the season (and that was by the injured J.T. Shrout);
- 3:14** The average length of CU’s games in 2021 (the quickest—California, **2:59**; the longest—at Oregon **3:36**). The average in 2020: **3:24**;
- 4** Turnover-free games by Colorado to date (all three in the first six games for just the third time in school history—also in 2017 and 2018);
- 4:40 (a.m.)** The time Colorado returned to the Champions Center on campus from its road game at Arizona State;
- 5-6** Colorado’s record in Pac-12 Conference openers, including this year’s 35-13 loss at Arizona State (**3-2** on the road);
- VI** Ralphie VI made her long-awaited debut, after 2020 marked the first year dating back to 1967 that a Ralphie did not lead the team out on the field;
- 9** The number of drives the opponent has started in Colorado territory in 2021 (out of **91** possessions, six scores (4 TD/2 FG);
- 10** The points scored by No. 5 Texas A&M in its 10-7 win over CU, the second-fewest a Top 5 team has ever scored against the Buffaloes;
- 12** The Buffaloes have had at least one turnover-free game for the last 11 seasons, the longest run in school history (CU has had none twice in 2021);
- 12** The number of true freshmen the Buffs have played in 2021 (**4** offense/**7** defense/**1** specialist);
- 20-9** Colorado’s non-conference record dating back to the start of the 2013 season (includes Pac-12 title game two Alamo Bowl losses; **20-6** regular season);
- 22** The number of players who have made their debut in CU uniform this season;
- 23** The number of fumbles by CU tailbacks (on offense) in **100** games from 2013-21 (**2,825** carries; **0** this year in **210**; **8** in the last **1,352**);
- 25** The number of different NFL teams that have scouted the Buffaloes on game days in 2020;
- 27** Karl Dorrell was named the 27th head coach in Colorado history on February 23, 2020 (only Bill McCartney was named later, on June 9, 1982);
- 29-2** CU’s record in season openers since 1967 when scoring first;
- 32** The number of Colorado games played in less than three hours since 1990 (out of **380** games; last: 2:59 at California this season);
- 32** The average yardline CU has made its 42 punts from (about 6 yards lower than last year);
- 33** The number of games decided by one score (8 points or less) that CU has been involved in over the last nine seasons (one this year);
- 36.7** The third down efficiency of opponents against Colorado in the state’s borders since the ‘09 opener (**442-of-1,204**);
- 39.3** The opponents’ combined percentage on third down inside-the-CU 20 (**127-of-321**) in the last 129 games (dating to 2008; **8-of-17** this year);
- 43-of-64** The abnormal number of coin tosses CU has won dating back to the ‘16 opener (**67.2%**; **6-of-8** this year; CU was 13-of-14 in ‘16);
- 51** The length of the first career field goal made by **PK Cole Becker**, the fourth-longest by a freshman and the fourth-longest first career make in school history;
- 65.3** Colorado’s third down efficiency on 3rd-&-4 or less the last three seasons (**220-of-337**; 20-of-32 this season/62.5; on 3rd-&-1: **90-of-117**);
- 71.1** The average temperature at kickoff for CU’s eight games thus far in 2021 (compared to **50.0** for five games in 2020 and **63.3** for 12 games in 2019);
- 77.8** The opponents’ scoring percentage inside-the-20 (red zone; 16 TD/5 FG in 27 trips);
- 94.6** Over the last two seasons, CU’s scoring percentage inside-the-20 (**Red Zone**), **35** of **37** times (**28** TDs); scoring **18** of **19** times (**14** touchdowns) in 2021;
- 152** The number of touches by Colorado (127 plays, 18 special team snaps, 7 returns) before committing its first fumble of the year (high center snap);
- 300 <** CU allowed under 300 yards in the first two games this season (256 by Northern Colorado, 288 by Texas A&M), the ninth time dating back to 1971;
- 322** The number of all-time wins Colorado has recorded at Folsom Field since it opened on Oct. 11, 1924 (**409** overall at all home venues);
- 716** The number of all-time wins by Colorado, as the Buffaloes became the 25th school to win 700 games.
- 11,537** The number of students scanned into the opener against Northern Colorado, the most since ticket officials started scanning students for admittance.

COLORADO BY THE NUMBERS IN 2020

- 00,00** CU shutout the opponent in back-to-back second halves (SDSU, Arizona) for the first time 2002 (Baylor, Texas Tech).
- 4th** Karl Dorrell became the fourth coach since 1932 to win his debut at the reins of the CU program with the Buffs’ 48-42 win over UCLA;
- 5** The number of regular season games played in 2020, the fewest since 1918 (when CU went 2-3, also the year of the last major U.S. pandemic);
- 8th** Time since league players-of-the-week started being selected (in 1963), CU had both offensive (**QB Sam Noyer**) and defensive (**ILB Nate Landman**) vs. Stanford;
- 14** The number of times CU ran at least one play in UCLA territory (out of 16 possessions) in the season opener;
- 18-22** San Diego State ran **18** plays in plus territory for a net **22** yards, and never penetrated CU’s 20 (red zone).
- 35+** The number of points Colorado scored in its first two games, the 17th time it has done so in school history and fourth time this century (2005-13-16-20).
- 45 <** The time in hours between when CU found out the USC game was canceled (7 p.m. on Thurs., Nov. 26) and kickoff with San Diego State (3:37 on Sat., Nov. 28);
- 63** The number of days the start of CU’s 2020 season was delayed due to the COVID-19 pandemic (Sept. 5 to Nov. 7);
- 189:37** The time Colorado was in the lead in 2020, or **79** percent of the time;
- 228** The number of days between when Dorrell was hired as head coach (Feb. 23) and when he held his first practice (Oct. 9);
- 240** The number of touches the Buffaloes had this season before committing its first fumble (on a center snap; included 161 scrimmage plays);
- 342** The number of days between CU’s final game in 2019 and its first game in 2020 (Nov. 30 – Nov. 7);

AND 2019 LEFTOVERS COLORADO BY THE NUMBERS IN 2019

- 8** The number of fourth quarter sacks by the Buffs in 12 games (double the number of four in the quarter in all of 2018);
- 16** The number of solo (and total) tackles **ILB Nate Landman** had at Oregon, tied for the fifth-most unassisted in a game in CU history;
- 17-14** The first half scoring edge for CU against USC; the Trojans had outscored the Buffs **180-47** in the eight previous first halves;
- 19** The number of possessions the opponent started in CU territory (out of **144**; 12 led to scores: 9 TDs/3 FG).

LITTLE KNOWN RARITY

In CU history, the Buffaloes have had a 100-yard rusher and receiver in the same game on **49** occasions (**38-11** when this occurs). Since CU joined the Pac-12 in 2011, it has occurred **19** times overall (once each in 2011, 2012, 2013, 2014, 2015, 2019 and now 2020; four times in 2016, thrice in 2017 and four times in 2018). In 2001, the first time the same player had 100 yards in both in the same game at Colorado occurred when **TB Cortlen Johnson** had 172 rushing and 105 receiving at Iowa State. *The full list can be found on page 178 of the 2021 CU Media Guide.*

**2021 SENIORS / "SUPER" JUNIORS (13)**

Player	Pos.	Ht.	Wt.	Cl.	Exp.	Hometown (High School/Previous College)	Major (Minor)	Grad Status
APPLETON II, Curtis	S	6- 1	180	Jr.-2	2L	Englewood, Colo. (Cherry Creek/Washburn)	Sociology	Dec. '21
ARIAS, Daniel	WR	6- 4	205	Jr.-2	3L	Mill Creek, Wash. (Henry M. Jackson)	Strategic Communication (<i>Communication</i>)	May '22
FONTENOT, Alex	TB	6- 0	205	Jr.-2	2L	Richmond, Texas (George Ranch)	Sociology (<i>Atmospheric & Oceanic Studies</i>)	Dec. '21
JACKSON, Justin	DL	6- 2	280	Jr.-2	1L	Olive Branch, Miss. (Center Hill/Northwest Mississippi CC)	Sociology	Aug. '22
*JOHNSON, Mustafa	DL	6- 2	290	Sr.-2	3L	Turlock, Calif. (Turlock/Modesto JC)	Sociology	Dec. '21
JORDAN, Janaz	DL	6- 4	305	Jr.-2	2L	Hampton, Va. (Bethel/Hinds Community College)	Ethnic Studies	Dec. '21
*LANDMAN, Nate	ILB	6- 3	235	Sr.-2	4L	Danville, Calif. (Monte Vista)	Business: Management & Marketing	Dec. '21
LANG, Terrance	DL	6- 7	285	Jr.-2	3L	Pomona, Calif. (Maranatha)	Sociology	May '22
LYLE, Anthony	S	6- 0	190	Jr.-2	1L	Lafayette, Colo. (Legacy/Eastern Michigan)	Economics	May '22
LYNCH, Matt	TE	6- 5	245	Gr.-2	1L	Broomfield, Colo. (Legacy/UCLA)	Graduate Studies	Dec. '21
LYTLE, Chance	OL	6- 7	340	Jr.-2	3L	San Antonio, Texas (Churchill)	Music & Voice Performance	Dec. '21
THOMAS, Guy	OLB	6- 4	230	Jr.-2	1L	Miami, Fla. (Booker T. Washington/Nebraska/Coahoma CC)	Communication	Dec. '21
WATTS, Josh	P	6- 4	200	Jr.-2	1L	Hobart, Tasmania AUSTRALIA (Guilford Young/Deakin University)	Economics	May '22

(*—fifth-year senior)

2021 GRADUATES (15)

Player	Pos.	Ht.	Wt.	Cl.	Exp.	Hometown (High School/Previous College)	Degree	Graduate Major/Program
*BARNES, Robert	ILB	6- 2	230	Gr.	TR	Southlake, Texas (Carroll/Oklahoma)	Communication (<i>Oklahoma/Dec. '20</i>)	GC-Supply Chain Foundations
DOSS, Jeremiah	DL	6- 4	265	Sr.-2	2L	Jackson, Miss. (Northwest Rankin/Hinds CC)	Ethnic Studies (<i>Aug. '21</i>)	Additional undergraduate courses
JACKSON, Jaylon	WR	5-10	180	Jr.-2	3L	Cedar Hill, Texas (Cedar Hill)	Communication (<i>May '21</i>)	Additional undergraduate courses
KUTSCH, Kary	OL	6- 5	310	Sr.-2	3L	Redding, Calif. (Shasta/Butte College)	Sociology (<i>Aug. '21</i>)	MS-Organizational Leadership
*LAMB, Jack	ILB	6- 4	220	Gr.	TR	Temecula, Calif. (Great Oak/Notre Dame)	Business/Finance (<i>Notre Dame/May '21</i>)	MS-Supply Chain Management
LEWIS, Isaiah	S	6- 0	205	Jr.-2	3L	Granite Bay, Calif. (Granite Bay)	Communication (<i>Dec. '20</i>)	MS-Organizational Leadership
*LYNCH, Matt	TE	6- 5	245	Gr.-2	1L	Broomfield, Colo. (Legacy/UCLA)	Sociology (<i>UCLA/May '20</i>)	MS-Organizational Leadership
MAGRI, Nico	TE	6- 3	280	Jr.-2	3L	Lafayette, Colo., (Monarch)	Business/Management & Finance (<i>May '21</i>)	MS-Organizational Leadership
MILLER, Chris	S	6- 0	190	Jr.-2	3L	Denton, Texas (Denton)	Strategic Communication (<i>May '21</i>)	GC-Cybersecurity
POPLAWSKI, Jared	TE	6- 4	240	Jr.-2	1L	Scottsdale, Ariz. (Saguaro)	Communication (<i>Aug. '21</i>)	Additional undergraduate courses
PURSELL, Colby	OL	6- 4	305	Jr.-2	3L	Valencia, Calif. (Hart)	Ecology/Environmental Biology (<i>Dec. '20</i>)	MS-Organizational Leadership
RUSSELL, Brady	TE	6- 3	255	Jr.-2	3L	Fort Collins, Colo. (Fossil Ridge)	Strategic Communication (<i>May '21</i>)	MS-Organizational Leadership
VAN DIEST, Jonathan	ILB	6- 1	230	Jr.-2	3L	Louisville, Colo. (Cherry Creek)	Business/Management (<i>Dec. '20</i>)	MS-Organizational Leadership
WELLS, Carson	OLB	6- 4	250	Jr.-2	3L	Bushnell, Fla. (South Sumter)	Business/Accounting & Finance (<i>May '21</i>)	MS-Organizational Leadership
*WRAY, Max	OL	6- 7	285	So.-3	TR	Franklin, Tenn. (Franklin/Ohio State)	Communication (<i>Ohio State/May '21</i>)	MS-Organizational Leadership

*—graduate transfers from other programs; GC—Graduate Certificate Program. There are **3,284** graduates playing across all divisions of NCAA/NAIA football this fall.**GRADUATION REVIEW**

(Through August 2021) Over the last 20 years, Colorado has had **358** of its **393** seniors graduate, translating to **91.1** percent in this time frame (including 17 of the 20 seniors in 2019); these are the 2001-2020 senior classes, including those players who received medicals. Over the last 13 years, 243 of the last 263 have graduated (**92.4%**), with 10 of those 20 either playing in the NFL or attempting to do so and haven't yet been able to complete their requirements. NCAA numbers will not match these (it doesn't allow a school to count transfers who graduate, but it does count against a school if it had a player transfer; it also does not count walk-ons). It is one of the reasons the numbers are skewed to be lower than they really are, especially at tougher academic schools like Colorado and its Pac-12 brethren. **TEAM GRADE POINT AVERAGE:** The team's **2.794** cumulative grade point average through the Spring 2021 semester is its highest on record (data collected since 1996); the team has 21 straight semesters over a 2.5. Its spring semester ('21) GPA of **2.8514** is also an all-time non-COVID best.

100+ RETURN YARDS NOT THAT COMMON

Though CU outgained Arizona 365-280 on offense, another key factor in the game was return yards; the Buffaloes had a huge **121-4** edge in return yards (71 punt, 50 interception, with two scores). Often lost in all the conversation about total offense and defense are return yards — but they often swing a game. In 2017, CU owned a **396-234** edge, and had two games with 100-plus return yards (116-9 versus Texas State and 126-5 against Cal).

► CU's had just **six** games since 2002 with over 100 return yards in a game (and have had two in the same season just that once since 2002; the last time with three was 2001). In 2016, CU had **175** against UCLA in its 20-10 win, and they played a huge role, accounting for one touchdown via punt return and setting up CU's lone offensive score via an interception return. It was the most return yards by the Buffs since Oct. 26, 2002, when they had **183** in a 37-13 win over Texas Tech (125 interception, 44 punt, 14 fumble). The other two games with 100-plus came in 2008 against Eastern Washington (135) and in 2013 against Central Arkansas (125).

► The opponents' last 100-plus return yard game was by Michigan in 2016 (the Wolverines had 132); opponents have had seven 100+ games dating back to 2011.

► In 2018, CU had an overall edge of **372-275**, which included edges of **87-0** against CSU and **32-(-2)** at Nebraska.

► For the ultimate example of how rare 100 return yards can be, look no further than CU's game at UCLA in 2017. The Buffs held the edge in return yardage ... **1-0**. There were no punt or fumble returns, no miscellaneous returns, and the only yard game on the lone interception and return of the game. And then against Arizona, the Wildcats had a **6-0** edge (a single punt return).

99 IS SO NICE

Colorado scored for the seventh time in its history on a 99-yard drive to close out the scoring in the 2015 Arizona State game. **TB Christian Powell** started it with a 42-yard burst from the CU 1, and a Sefo Liufau-to-Nelson Spruce touchdown pass covering 31 yards ended the seven play march over a gassed ASU defense. CU covered the 99 yards in the third fewest plays of the seven, and it was just the second to occur in Boulder:

99—vs. Northwestern at Evanston, Sept. 29, 1951 (6 plays)

99—vs. Miami, Fla., at Miami, Oct. 13, 1961 (21 plays)

99—vs. Iowa State in Boulder, Oct. 29, 1988 (8 plays)

99—vs. Oklahoma at Norman, Oct. 19, 1991 (8 plays)

99—vs. Oklahoma at Norman, Oct. 19, 1991 (14 plays)

99—vs. Oklahoma State at Stillwater, Oct. 27, 2001 (5 plays)

99—vs. Arizona State in Boulder, Sept. 13, 2014 (7 plays)



2021 PARTICIPATION CHART

The participation chart for the 2021 Colorado Buffaloes; KEY: **\$**—started; **✓**—played; **DNP**—dressed, but did not play; **INJ**—injured/illness; **SSP**—suspended; **(—)**—denotes did not dress; **●**—saw first action as a Buffalo in 2021:

Player	UNC	A&M	MIN	ASU	USC	UA	CAL	UO	OSU	Ucla	UW	UU
AMAYA	—	—	—	—	—	—	—	—	—	—	—	—
ANDERSON	—	—	—	—	—	—	—	—	—	—	—	—
APPLETON	✓	✓	✓	✓	✓	✓	✓	✓	✓	✓	✓	✓
ARIAS	\$	\$	\$	\$	\$	\$	\$	\$	\$	\$	\$	\$
● BARNES	DNP	✓	✓	✓	✓	✓	✓	✓	✓	✓	✓	\$
BAUGH	—	—	—	—	—	—	—	—	—	—	—	—
● BECKER	✓	✓	✓	✓	✓	✓	✓	✓	✓	✓	✓	✓
BEDELL	✓	✓	✓	✓	✓	✓	✓	✓	✓	✓	✓	✓
BETHEL	✓	✓	✓	✓	\$	✓	INJ	INJ	—	—	—	—
BLACKMON	\$	\$	\$	\$	\$	\$	\$	✓	\$	—	—	—
BROUSSARD	\$	\$	\$	\$	\$	\$	\$	\$	\$	—	—	—
CARPENTER	—	—	—	DNP	DNP	✓	✓	✓	✓	✓	✓	✓
● CARTER	✓	DNP	✓	DNP	DNP	✓	✓	✓	✓	✓	✓	✓
● CHRIST-LICHTNHN	✓	✓	✓	✓	✓	✓	✓	✓	✓	✓	✓	✓
CLAYTON	✓	✓	✓	✓	✓	INJ	INJ	INJ	INJ	—	—	—
DAHLKE	—	—	—	—	—	—	—	—	—	—	—	—
DAVIS	✓	DNP	DNP	DNP	—	—	—	—	—	—	—	—
DEITCHMAN, J.	DNP	DNP	DNP	—	—	—	—	—	—	—	—	—
DEITCHMAN, T.	—	—	—	—	—	—	—	—	—	—	—	—
DEMPEY	—	—	—	—	—	—	INJ	INJ	—	—	—	—
DUBAR	DNP	—	—	—	—	—	—	—	—	—	—	—
● FAURIA	DNP	DNP	✓	DNP	ILL	INJ	INJ	INJ	—	—	—	—
● FENSKE	INJ	INJ	\$	INJ	DNP	✓	DNP	DNP	—	—	—	—
FILLIP	INJ	INJ	✓	\$	\$	\$	\$	\$	\$	—	—	—
FINNESETH	—	—	—	—	—	—	—	—	—	—	—	—
FONTENOT	✓	✓	\$	✓	✓	✓	✓	✓	\$	—	—	—
GONZALEZ	\$	\$	\$	\$	\$	\$	\$	\$	\$	—	—	—
GRANT	DNP	DNP	DNP	DNP	—	INJ	DNP	DNP	—	—	—	—
GUSTAV	✓	✓	✓	✓	✓	✓	✓	✓	\$	—	—	—
HAM	✓	✓	✓	✓	✓	✓	✓	✓	✓	—	—	—
HARPER	—	—	—	—	—	—	—	—	—	—	—	—
● HARRISON	✓	✓	✓	✓	✓	✓	✓	✓	✓	—	—	—
HESTERA	—	—	—	—	—	—	—	—	—	—	—	—
HUBBARD	DNP	DNP	DNP	—	—	—	—	—	—	—	—	—
JACKSON, Ja.	✓	✓	INJ	INJ	INJ	INJ	INJ	INJ	—	—	—	—
JACKSON, Ju.	✓	✓	✓	✓	✓	✓	✓	✓	✓	—	—	—
JOHNSON, A.	✓	DNP	✓	DNP	DNP	✓	✓	✓	—	—	—	—
JOHNSON, M.	—	—	—	—	—	\$	\$	\$	\$	—	—	—
JORDAN	✓	✓	✓	✓	✓	✓	✓	✓	✓	—	—	—
JYNES	✓	DNP	DNP	DNP	DNP	✓	DNP	DNP	—	—	—	—
KUTSCH	\$	\$	\$	\$	\$	\$	\$	\$	\$	—	—	—
● LAMB	✓	✓	✓	✓	✓	✓	✓	✓	✓	—	—	—
LANDMAN	\$	\$	\$	\$	\$	\$	\$	\$	INJ	—	—	—
LANG	\$	\$	\$	\$	\$	\$	\$	\$	\$	—	—	—
LEE	✓	✓	✓	✓	✓	SSP	SSP	SSP	—	—	—	—
LEMONIOUS-CRAIG	✓	✓	✓	✓	✓	✓	✓	✓	✓	—	—	—
LEWIS, B.	\$	\$	\$	\$	\$	\$	\$	\$	\$	—	—	—
LEWIS, I.	\$	\$	\$	\$	\$	\$	\$	\$	✓	—	—	—
LYLE	✓	✓	✓	✓	✓	✓	✓	✓	✓	—	—	—
LYNCH	✓	✓	✓	\$	✓	✓	✓	✓	✓	—	—	—
LYTLE	\$	✓	✓	✓	✓	✓	✓	✓	✓	—	—	—
MACIAS	DNP	DNP	DNP	—	—	—	—	—	—	—	—	—
MADDOX	—	DNP	—	—	—	—	—	—	—	—	—	—
● MAEA	✓	DNP	✓	✓	DNP	✓	INJ	DNP	—	—	—	—
MAGALEI	DNP	DNP	DNP	—	—	—	—	—	—	—	—	—
MAGRI	✓	✓	DNP	✓	✓	✓	✓	✓	✓	—	—	—
● MARTIN	DNP	DNP	✓	—	DNP	DNP	DNP	DNP	—	—	—	—
MILLER, C.	\$	INJ	✓	INJ	INJ	INJ	INJ	INJ	—	—	—	—
MILLER, K.	—	DNP	DNP	DNP	—	—	—	—	—	—	—	—

Player	UNC	A&M	MIN	ASU	USC	UA	CAL	UO	OSU	Ucla	UW	UU
MONTGOMERY	✓	✓	✓	—	✓	✓	✓	✓	—	—	—	—
● MOORE	✓	✓	✓	✓	DNP	DNP	✓	✓	—	—	—	—
MOTT	—	DNP	—	—	—	—	—	—	—	—	—	—
MURRAY	—	—	✓	✓	(entered transfer portal on 9/27)	—	—	—	—	—	—	—
NOTARAINNI	—	—	—	—	—	—	—	—	—	—	—	—
OFFERDAHL	DNP	DNP	DNP	—	DNP	DNP	DNP	DNP	—	—	—	—
● OLIVER	✓	✓	✓	ILL	DNP	✓	DNP	✓	—	—	—	—
OLSEN	—	DNP	—	—	—	DNP	DNP	DNP	—	—	—	—
ORTEGA	—	—	—	—	—	—	—	—	—	—	—	—
PASSARELLO	—	—	—	—	—	—	—	—	—	—	—	—
PELL	✓	✓	✓	✓	✓	✓	✓	✓	—	—	—	—
● PENRY	✓	✓	✓	✓	✓	DNP	\$	✓	—	—	—	—
PERRY, M.	\$	\$	\$	\$	\$	\$	\$	\$	\$	—	—	—
PERRY, Q.	\$	\$	\$	\$	\$	✓	\$	\$	\$	—	—	—
PITTMAN	—	—	✓	✓	✓	DNP	✓	✓	—	—	—	—
POPLAWSKI	✓	✓	✓	✓	✓	✓	(decided to end CU career on 10/11)	—	—	—	—	—
PRICE	DNP	DNP	DNP	DNP	DNP	DNP	DNP	DNP	✓	—	—	—
PURSELL	\$	\$	ILL	\$	\$	\$	\$	\$	\$	—	—	—
RAY	\$	\$	✓	✓	DNP	✓	✓	DNP	—	—	—	—
● REED	✓	✓	✓	✓	✓	✓	✓	✓	—	—	—	—
REZNIK	—	—	—	—	—	—	—	—	—	—	—	—
RICE	\$	\$	\$	\$	\$	\$	\$	\$	\$	—	—	—
ROBINSON, R.	✓	✓	✓	✓	✓	✓	✓	✓	—	—	—	—
● ROBINSON, T.	✓	✓	✓	✓	✓	✓	✓	✓	—	—	—	—
RODDICK	✓	✓	\$	\$	\$	\$	\$	\$	\$	—	—	—
RODMAN	\$	\$	\$	\$	\$	✓	✓	✓	—	—	—	—
RUSSELL	\$	\$	\$	\$	\$	\$	\$	\$	\$	—	—	—
SAMI	\$	\$	\$	\$	✓	\$	\$	\$	\$	—	—	—
SCHMANSKI	✓	✓	✓	✓	✓	—	—	✓	—	—	—	—
SEAVALL	—	—	—	—	—	—	—	—	—	—	—	—
SHENAULT	✓	SSP	SSP	SSP	SSP	SSP	SSP	SSP	—	—	—	—
● SIMON	✓	✓	✓	✓	✓	✓	DNP	✓	—	—	—	—
SMITH, A.	—	—	—	—	—	—	—	—	—	—	—	—
SMITH, D.	✓	✓	✓	✓	✓	✓	✓	✓	—	—	—	—
STACKS	✓	✓	✓	✓	✓	✓	DNP	ILL	—	—	—	—
STANLEY	\$	\$	\$	✓	\$	\$	INJ	INJ	—	—	—	—
SURPRENANT	—	—	—	—	—	INJ	—	—	—	—	—	—
● TAYLOR	✓	✓	✓	✓	✓	✓	✓	✓	\$	—	—	—
THOMAS	✓	\$	\$	\$	✓	\$	\$	INJ	—	—	—	—
● TOLL	DNP	✓	✓	✓	✓	(entered transfer portal on 9/28)	—	—	—	—	—	—
TURNBULL	—	—	—	—	—	—	—	—	—	—	—	—
VAN DIEST	✓	✓	✓	✓	✓	✓	✓	✓	—	—	—	—
● WAGNER	—	DNP	—	✓	✓	✓	✓	✓	—	—	—	—
WARCHUCK	DNP	DNP	DNP	DNP	DNP	DNP	DNP	DNP	—	—	—	—
WATTS	✓	✓	✓	✓	✓	✓	✓	✓	—	—	—	—
WEIHER	—	DNP	—	—	—	—	—	—	—	—	—	—
WELLS	\$	\$	\$	\$	\$	\$	\$	\$	\$	—	—	—
WILEY	\$	\$	\$	\$	\$	\$	\$	\$	\$	—	—	—
WILLIAMS, A.	INJ	DNP	DNP	—	INJ	—	—	✓	—	—	—	—
WILLIAMS, M.	INJ	INJ	INJ	INJ	INJ	DNP	✓	INJ	—	—	—	—
● WILLIAMS, R.	✓	DNP	✓	DNP	DNP	DNP	DNP	DNP	—	—	—	—
WILLIS	DNP	DNP	DNP	—	—	—	—	—	—	—	—	—
● WOODS	✓	DNP	✓	✓	✓	✓	✓	\$	—	—	—	—
WOOLVERTON	DNP	DNP	DNP	DNP	DNP	DNP	DNP	DNP	—	—	—	—
● WRAY	✓	\$	\$	INJ	INJ	INJ	✓	—	—	—	—	—
YANDA	—	—	—	—	—	—	—	—	—	—	—	—
DRESSED	83	87	86	74	75	74	73	70	—	—	—	—
PLAYED	68	61	70	63	59	62	59	59	—	—	—	—

Injured/Season: Bell, Doss, C. Miller, Shrout, Striker.

22 PLAYERS HAVE SEEN FIRST CU ACTION IN 2021

A total of 22 players saw their first action in a CU uniform against Northern Colorado (17 did so against UCLA in 2020; the record in an opener of 34 was set in 2018). Here is the breakdown by class of those players (*—mainly special teams duty):

TRUE FRESHMEN (12): PK *Cole Becker, QB Drew Carter, LB Zephaniah Maea, DL Tyas Martin, CB Kaylin Moore, WR Chase Penry, CB Nikko Reed, WR Ty Robinson, CB Tyrin Taylor, TB *Noah Wagner, DL Ryan Williams, S Trevor Woods.

REDSHIRT FROSH (7): OT Gerad Christian-Lichtenhan, TE Caleb Fauria, OL Noah Fenske, WR *Michael Harrison, S Trustin Oliver, DL Jayden Simon, DL *Blayne Toll.

SOPHOMORES (1): OT Max Wray.

GRADUATE TRANSFERS (2): ILB Robert Barnes, ILB Jack Lamb.

Recent counts: **28** (2020), **32** (2019), **45** (2018), **25** (2017), **23** (2016), **35** (2015), **26** (2014), **18** (2013), **26** (2012), **33** (2011), **26** (2010).



HEAD COACH KARL DORRELL

Karl Dorrell is in his second season as the head coach at Colorado, and his seventh as a head coach on the collegiate level; he was named CU's 27th full-time coach on February 23, 2020: he is **6-8** at Colorado and owns an overall **41-35** record. A truly veteran coach with a pedigree second to none, he started as a graduate assistant at his alma mater (UCLA) in 1988 and has spent the last 33 seasons coaching football, with a little more in college (19 years) than in the National Football League (14). He joined the Buffaloes from the Miami Dolphins, where he coached the wide receivers in 2019 and had just been promoted to assistant head coach, but Dorrell was no stranger to Colorado and Boulder. **Bill McCartney** hired him ahead of the 1992 season as CU's receivers coach, his first Division I-A/FBS job; he left CU for one year at Arizona State in 1994, but when **Rick Neuheisel** was named head coach after McCartney retired, he returned for his second stint at the school, this time as offensive coordinator, receivers and quarterbacks coach for the 1995-98 seasons until he accompanied Neuheisel to the University of Washington in 1999. The lure of the state of Colorado brought him back a third time, in this instance as the wide receivers coach for the Denver Broncos for the 2000, 2001 and 2002 seasons until his alma mater came calling and named him its head coach. He was 35-27 in five seasons at UCLA (2003-07), and would then go on to spend 12 of the next 13 years in the NFL.



	Overall	Home	Road	Neutral	2nd Half	Ranked	Unranked	Non-league	League	Bowls
Dorrell at Colorado.....	6-8	4-4	2-3	0-2	1-4	0-3	6-5	2-3	4-5	0-1
Dorrell / Career.....	41-35	28-11	12-20	1-5	14-23	6-16	35-19	13-12	28-23	1-4
COLORADO STREAKS: 2-game plus wins, 2-game plus losses: 1, 3 . 3-game plus wins, 3-game plus losses: 1, 1 . 4-game plus wins, 4-game plus losses: 1, 1 . 5-game plus wins, 5-game plus losses: 0, 0 . 6-game plus wins, 6-game plus losses: 0, 0 . Longest winning streak: 0 . Longest losing streak: 0 .										

DORRELL / COACHING EXPERIENCE

1988	UCLA	Graduate Assistant (offense)	2000-02	Denver (NFL)	Receivers
1989	Central Florida	Receivers	2003-07	UCLA	Head Coach
1990-91	Northern Arizona	Offensive Coordinator/Receivers	2008-10	Miami (NFL)	Receivers
1992-93	Colorado	Receivers	2011	Miami (NFL)	Quarterbacks
1994	Arizona State	Passing Game Coordinator/Receivers	2012-13	Houston (NFL)	Quarterbacks
1995-97	Colorado	Offensive Coordinator/Receivers	2014	Vanderbilt	Offensive Coordinator/Quarterbacks
1998	Colorado	Offensive Coordinator/Quarterbacks/Receivers	2015-18	New York Jets (NFL)	Receivers
1999	Washington	Offensive Coordinator/Receivers	2019	Miami (NFL)	Receivers (promoted to Asst. Head Coach for 2020)

- ◆ Dorrell, 57, has coached in a total of **442** football games in his career (**76** as a collegiate head coach; **106** as a Division I assistant for **182** total in NCAA Division I/FBS; **22** as an I-AA/FCS assistant and **10** in Division II); plus **228** as an assistant in the NFL (224 regular season, four playoff).
- ◆ He has coached in nine bowl games (1993 Fiesta, 1993 Aloha, 1996 Cotton, 1999 Holiday, 2003 Silicon Valley, 2004 Las Vegas, 2005 Sun, 2006 Emerald, 2020 Alamo).
- ◆ The **2020 Pac-12 Coach of the Year**, he was previously the co-coach of the year in 2005 when he was in his third year at UCLA (with USC's Pete Carroll).
- ◆ In his two previous stints at Colorado, the Buffaloes were 50-19-2 (17-5-2 under Bill McCartney, 1992-93; 33-14 under Rick Neuheisel, 1995-98).
- ◆ He is the third African-American head football coach at Colorado, as **Jon Embree** headed the program in 2011-12 and Mel Tucker (2019). He is one of four in the Pac-12: **David Shaw** (10th year at Stanford), **Herm Edwards** (third season at Arizona State) and **Jimmy Lake** (first-year at Washington).
- ◆ How much did Dorrell and his family love Colorado? They had a house built here in nearby Lafayette as he decided that when his coaching days were over, they wanted to retire to the state. Thus, this is definitely his dream job and he was actually headed to town for a few days prior to planning to attend the 2020 NFL Combine when he got the call from athletic director **Rick George** about interviewing for the vacant head coaching position.
- ◆ In his first two stints at Colorado, he coached three All-Americans (**Michael Westbrook** in 1992, **Charles Johnson** in 1993, **Rae Carruth** in 1996), ___ All-Conference (Big 8 or Big 12) performers on various levels (receivers Westbrook, Johnson, Carruth, **Phil Savoy** all first-team, along with **Darrin Chiaverini**, **Javon Green** and **James Kidd** and quarterback Mike Moschetti). Johnson, Westbrook and Carruth were all first round NFL draft picks.
- ◆ Dorrell is not the first to be hired as the head coach at Colorado who previously was an assistant coach at the school; in fact, he is the fifth. He joins an impressive list of those who spent time in Boulder as an assistant before being named head coach: **Frank Potts** (assistant for the 1927-39, 1941-43 and 1946-47 seasons), **Rick Neuheisel** (1994), **Gary Barnett** (1984-91) and **Jon Embree** (1993-2002). Dorrell joined the Buffs the season after Barnett was named head coach at Northwestern, and Neuheisel actually had replaced Dorrell on the Colorado staff under **Bill McCartney**.
- ◆ Dorrell is also the third CU coach to take over the program after signing day: **Chuck Fairbanks** arrived in Boulder on April 4, 1979 after a lengthy court battle with the New England Patriots to release him from their contract, and McCartney was hired on June 9, 1982 after Fairbanks left to coach New Jersey in the fledgling United States Football League (USFL).
- ◆ Dorrell was the seventh Colorado head coach to have their debut at the reins of the program televised nationally (ESPN2), as he joined **Chuck Fairbanks** (ESPN; 1979 vs. Oregon), **Rick Neuheisel** (ABC; 1995 at Wisconsin), **Gary Barnett** (FOX; 1999, Colorado State in Denver), **Jon Embree** (ESPN2; 2011 at Hawai'i), **Mike MacIntyre** (CBS-SN; 2013, Colorado State in Denver) and **Mel Tucker** (ESPN; 2019, Colorado State in Denver).
- ◆ A 1986 graduate of UCLA, earning his bachelor's degree in Psychology, also earning a minor in Business Administration. A member of **Terry Donahue's** seventh recruiting class at UCLA, he lettered four years at wide receiver for the Bruins (and actually played a game against CU in Boulder in 1982; he caught one pass for 23 yards from **Rick Neuheisel**). He played his entire Bruin career for Donahue, who would coach UCLA for 20 seasons (1976-95).
- ◆ **CONTRACT.** Dorrell was officially named CU's 27th full-time head coach on Feb. 23, 2020, and signed a 5-year contract worth \$18 million overall (\$500,000 base; \$1.2 million radio/TV income & public appearances; \$1.2 million with promotions and fundraising income), plus various annual incentives that add to \$300,000. The radio/TV income and promotion/fundraising components will increase annually by \$100,000; thus \$3.2 million for the first year, \$3.4 for the second, etc., not including additional income from any of several incentive components. The contract runs through Dec. 31, 2024.
- ◆ **Dorrell** is not a voter for the 2020 *USA Today*/ESPN Coaches poll; coaches are selected by a random draw. CU's head coach voted every season from 1987-2009, and the Buffalo coach has had a vote now for the 29 of the last 34 seasons.

**HEAD COACH KARL DORRELL** continued**Karl Dorrell Year-By-Year Coaching Record**

Season	School	Overall					Conference					Finish/Conf.
		W	L	Pct.	Pts	Opp	W	L	Pct.	Pts	Opp	
2003	UCLA.....	6	7	.462	248	305	4	4	.500	175	200	t-5th / Pacific 10
2004	UCLA.....	6	6	.500	361	309	4	4	.500	252	227	t-5th / Pacific 10
2005	UCLA.....	10	2	.833	469	410	6	2	.750	271	306	3rd / Pacific 10
2006	UCLA.....	7	6	.417	299	259	5	4	.556	198	169	4th / Pacific 10
2007	UCLA.....	6	6	.417	275	273	5	4	.556	236	192	t-4th / Pacific 10
2020	Colorado	4	2	.667	171	190	3	1	.750	128	125	2nd / Pac-12 South
2021	Colorado	2	6	.250	135	197	1	4	.200	93	150	Pac-12 South
Career Totals		41	35	.539	1958	1943	28	23	.549	1353	1369	
As a GA at UCLA (Pacific 10; 1 season, 1988) 10- 2 1 bowl (1-0) As an assistant with Denver (NFL, 3 seasons, 2000-02)..... 28-20 (0-1 playoffs) As an assistant at Central Florida (Ind.; 1 season, 1989) 7- 3 As head coach at UCLA (Pacific 10, 5 seasons, 2003-07) 35-27 4 bowl (1-3) As an assistant at Northern Arizona (Big Sky; 2 seasons, 1990-91) 8-14 As an assistant at Miami (NFL, 4 seasons, 2008-11) 31-33 (0-1 playoffs) As an assistant at Colorado (Big 8; 2 seasons, 1992-93) 17-5-1 2 bowl (1-1) As an assistant at Houston (NFL, 2 seasons, 2012-13)..... 14-18 (1-1 playoffs) As an assistant with Arizona State (Pacific 10; 1 season, 1994) 3- 8 As an assistant at Vanderbilt (SEC, 1 season, 2014) 3- 9 As an assistant with Colorado (Big 8/12; 4 seasons, 1995-98) 33-14 3 bowl (3-0) As an assistant at N.Y. Jets (NFL, 4 seasons, 2015-18) 24-40 As an assistant at Washington (Pacific 10; 1 season, 1999) 7- 5 1 bowl (0-1) As an assistant at Miami (NFL, 1 season, 2019)..... 5-11												

COLORADO SUPERLATIVES UNDER KARL DORRELL

The home (listed first) and road/neutral bests in the Karl Dorrell Era at Colorado (2020-present; *—denotes school record):

MOST FIRST DOWNS		MOST TOTAL OFFENSE		FEWEST FIRST DOWNS ALLOWED		LEAST TOTAL OFFENSE ALLOWED	
26 UCLA	Nov. 7, 2020	525 UCLA	Nov. 7, 2020	10 San Diego State	Nov. 28, 2020	155 San Diego State	Nov. 28, 2020
22 at Stanford	Nov. 14, 2020	499 at Arizona	Dec. 54, 2020	14 Texas A&M	Sept. 11, 2021	288 Texas A&M	Sept. 11, 2021
MOST RUSHING YARDS		MOST POINTS		FEWEST RUSHING YARDS ALLOWED		FEWEST POINTS ALLOWED	
281 Northern Colorado	Sept. 3, 2021	48 UCLA	Nov. 7, 2020	20 Northern Colorado	Sept. 3, 2021	0 Arizona	Oct. 16, 2021
407 at Arizona	Dec. 54, 2020	35 at Stanford	Nov. 14, 2020	70 at Stanford	Nov. 14, 2020	10 Texas A&M	Sept. 11, 2021
MOST PASSING YARDS		MOST TIME OF POSSESSION		FEWEST PASSING YARDS ALLOWED		MOST TURNOVERS FORCED	
267 Utah	Dec. 12, 2020	39:31 UCLA	Nov. 7, 2020	76 San Diego State	Nov. 28, 2020	4 UCLA	Nov. 7, 2020
255 at Stanford	Nov. 14, 2020	30:58 Texas (Alamo)	Dec. 29, 2020	154 at Arizona	Dec. 5, 2020	1 on four occasions	
MOST OFFENSIVE PLAYS		LONGEST SCORING DRIVE (TD; Yards)		FEWEST OFFENSIVE PLAYS ALLOWED			
92 UCLA	Nov. 7, 2020	90 on 2 occasions (Utah '20, UNC '21)		59 San Diego State	Nov. 28, 2020		
79 Texas (Alamo)	Dec. 29, 2020	95 at Arizona	Dec. 5, 2020	59 Arizona State	Sept. 25, 2021		

KARL DORRELL VERSUS THE NATION

School	W	L	Pts	Opp	School	W	L	Pts	Opp	School	W	L	Pts	Opp
Arizona	5	2	187	144	Northwestern	1	0	50	38	Stanford	5	1	176	97
Arizona State	3	3	164	167	Notre Dame	0	2	23	40	Texas	0	1	23	55
Brigham Young	1	0	27	17	Oklahoma	1	1	65	83	Texas A&M	0	1	7	10
California	3	3	155	190	Oklahoma State	0	1	20	31	UCLA	1	0	48	42
Colorado	0	1	14	16	Oregon	2	3	112	139	Utah	1	2	58	92
Florida State	0	1	27	44	Oregon State	3	0	116	49	Washington	4	1	167	124
Fresno State	0	1	9	17	Rice	2	0	89	37	Washington State	1	4	108	167
Illinois	2	0	41	20	San Diego State	4	0	117	51	Wyoming	0	1	21	24
Minnesota	0	1	0	30	Southern Cal.	1	5	99	212	Totals	41	35	1958	1943
Northern Colorado	1	0	35	7										

KARL DORRELL / SITUATIONAL AT COLORADO

Category	W	L	Category	W	L	Category	W	L	Category	W	L
Overall	6	8	Scoring 50+ Points	0	0	CU Scoring First	4	1	September	1	3
Home	4	3	Scoring 20+ Points	6	3	CU Leading At Half	6	2	October	1	3
Road	2	3	Scoring <20 Points	0	5	CU Trailing at Half	0	6	November	3	0
Neutral	0	2	Allowing <20 Points	4	1	CU Tied At Half	0	0	December	1	2
Bowl Games	0	1	Shutouts	1	1	CU Leading After 3Q	6	1	January	0	0
Non-Conference	2	3	8-Pt Games Or Closer	2	1	CU Trailing After 3Q	0	7	Tuesday	0	1
Pac-12 Conf. Games	4	5	Ranked Teams (AP)	0	3	CU Tied After 3Q	0	0	Friday	1	0
Home	2	2	Top 5 (0-0 vs. No. 1)	0	1	Overtime	0	0	Saturday	5	7
Road	2	3	Top 10	0	2	1 OT	0	0	Central Time Zone	0	1
Day Games	3	6	Unranked Teams	6	5	2 OT	0	0	Mountain Time Zone	5	5
Night Games	3	2	As A Ranked Team	0	1				Pacific Time Zone	1	2

DORRELL / POINT DIFFERENTIAL AT COLORADO

Margin	1	2	3	4	5	6	7	8	9	10	11	12	13	14	15	16	17	18	19	20	21	22	23	24	25	28	30	32	34	--	--	--	--	--	--	Total		
Won	0	0	1	0	0	1	0	0	0	1	1	0	0	0	0	0	0	0	0	0	0	0	0	0	0	1	0	0	1	0	0	0	0	0	0	—	6	
Lost	0	0	1	0	0	0	0	0	0	0	0	0	0	0	0	0	1	0	0	0	0	1	3	0	0	0	1	1	0	0	0	0	0	0	0	0	—	8

Of the 23 coaches hired to lead new programs in 2020, only one won his first four games: **Karl Dorrell**; just two others won their first three: Jim Traylor (UTSA) and Jimmy Lake (Washington); see all first-year coaches on page 41.

**DORRELL / DID YOU KNOW**

- In his first two seasons at Colorado under **Bill McCartney** (1992-93), he coached the wide receivers; he was tasked with taking over coaching a position that was returning to the spotlight after the Buffs had been a wishbone (1985-87) and I-Bone (1988-91) team the previous seven years.
- He returned as offensive coordinator from 1995-98 under **Rick Neuheisel**, also coaching the receivers. Neuheisel coached the quarterbacks from '95 through '97, then added the quarterbacks to Dorrell's coaching chores in 1998. When Neuheisel was hired by Washington in January 1999, Dorrell accompanied him and became the Huskies offensive coordinator and receivers coach, where he coached future NFL receiver **Dane Looker**.
- In his first game ever as an offensive coordinator – for Colorado on Sept. 2, 1995 at No. 21 Wisconsin, he called one of the best games by any offensive coordinator on the road against a ranked team in college football history. The Buffs rolled up 507 yards of offense (278 passing, 229 rushing) in a 43-7 win over the Badgers. It remains the most points and yards on the road against any opponent, much less a ranked foe, in the first game by an offensive coordinator in CU history.
- In his career he has coached a College Hall of Famer (**Michael Westbrook**); a Fred Biletnikoff Award finalist (**Rae Carruth**); three pairs of 1,000-yard receivers in the same season (Westbrook, **Charles Johnson** at CU; **Rod Smith** and **Ed McCaffrey** at the Denver Broncos; **Brandon Marshall** and **Eric Decker** at the N.Y. Jets); four Pro Bowl selections (Smith in 2000, 2001; Matt Schaub in 2012; Marshall in 2015); three first round draft picks (Westbrook, No. 4 overall; Johnson, Carruth), and five CU receivers in all being selected (Phil Savoy in '98 and Darrin Chiaverini in '99).
- In his two previous stints at Colorado, he coached **seven** receivers who are still among the top 20 in school history in receptions and yards. And of the **18** games at Colorado where two receivers gained 100 or more yards in the same game, he coached in **seven** of those contests.
- Dorrell's UCLA teams were **24-7** at home (**77.4** winning percentage); that included a **6-3** mark against ranked teams. His 2005 team finished with a 10-3 record, as he was selected as the Pacific 10 Conference's co-coach of the year.
- In the history of college football, **655** different head coaches have led their teams to bowl games. Of those, only **26** coached their first six teams into the postseason, and Dorrell is one of those 26, as all five of his teams at UCLA and his first CU played in postseason bowls. His streak is one of only **four** who are currently active among the 130 FBS head coaches (exceptions made for the pandemic): **13** seasons—Dabo Swinney, Clemson; **9**—James Franklin, Vanderbilt/Penn State; **9**—Gus Malzahn, Arkansas State/Auburn; **6**—**Karl Dorrell, UCLA/Colorado**; next up: **5**—Kirby Smart, Georgia. Others among the 32 include Tom Osborne, Nebraska (first 25 teams coached earned bowl invitations), Bob Stoops, Oklahoma (18), Lloyd Carr, Michigan (13), Phillip Fulmer, Tennessee (13), Jim Tressel, Ohio State (10), Pete Carroll, USC (9), Mike Leach, Texas Tech/Washington State (9), David Shaw, Stanford (8), Chris Peterson, Boise State (7), Troy Calhoun, Air Force (6), Larry Coker, Miami-Fla. (6) and Jimbo Fisher, Florida State (6). *(Twenty-six have coached their first six teams into the postseason; 20 their first seven.)*
- **Developing Players.** Throughout his career, Dorrell has been challenged to develop rookies as well as take veterans to the next level; examples:

Charles Johnson & Michael Westbrook, Colorado. Dorrell arrived at CU in an offseason where the Buffaloes were converting from an option offense for the previous seven seasons to a one-back, pro-style passing attack. But CU hadn't really recruited for that style of an offense so as a young coach, he had great challenge from the get-go. The end result? The pair combined for 133 receptions for 2,209 yards and 13 touchdowns, averaging a 16.6 yards per catch. The pair alone combined for more receiving yards than any of the previous seven CU teams had for a season.

Rae Carruth. Before his well-documented troubles after graduating from CU, Carruth was a first-team All-American receiver in 1996. He emerged from the shadows of former teammates Johnson and Westbrook to have back-to-back 1,000-yard seasons, joining Johnson as the only duo to accomplish the feat in program history at the time. Over his final two seasons, Carruth had monster numbers: 107 catches for 2,124 yards (19.9 yards per) and 17 touchdowns, with 75 of those receptions earning first downs.

Rod Smith, Denver Broncos. In his first five seasons in the NFL, he caught 257 passes for 3,811 yards and 25 touchdowns; with Dorrell as his position coach for three years (2000-02), he had 302 receptions for 3,972 yards and 24 TDs.

Ed McCaffrey, Denver Broncos. McCaffrey was in his 10th NFL season, his sixth with the Broncos, when he first came under the tutorship of Dorrell for the 2000 season. He would post career-high numbers that season: 101 receptions for 1,317 yards (with 9 touchdowns). In 2001, he suffered a broken leg in the season opener, but he would come back under Dorrell's supervision to start all 16 games in 2002, making 69 grabs for 903 yards and two scores.

Ashley Lelie, Denver Broncos. Dorrell had him for his rookie season in 2002, playing a significant role in his early development, when he emerged with the third-best numbers by the receivers on the team. Two years later, he would become a 1,000-yard receiver teaming with Smith.

Brandon Marshall, N.Y. Jets. Coming off a season with the Chicago Bears that saw him produce the lowest numbers of his career since he became a starter, Marshall rebounded the second time he was under Dorrell's coaching in 2015 to have his second best season in his 13-year career, catching 109 balls for 1,502 yards and a league-high 14 touchdowns. He had two 1,000-yard seasons with Dorrell earlier in the decade at Miami.

Robby Anderson, N.Y. Jets. Signed by the Jets as an undrafted free agent out of Temple, he started eight games as a rookie and had been a regular ever since. He caught 42 passes for 587 yards (two TDs) as a rookie in 2016, and under Dorrell's wing, caught 113 the next two seasons for 1,693 yards and 13 touchdowns, averaging a healthy 15.0 yards per catch.

DaVante Parker, Miami Dolphins. Parker at best was an average receiver in his first four years in the NFL. Dorrell coached him in his fifth season in the league, and finished with career highs across the board – 72 receptions for 1,202 yards and nine touchdowns – he really came on during the second half of the year when Dorrell's coaching really took hold (48 catches for 859 yards and six scores over the final nine games), averaging an "old school" 17.9 yards per catch during that span).

Davone Bess, Miami Dolphins. An undrafted free agent out of Hawai'i, Bess would blossom under Dorrell's coaching. He caught 54 passes as a rookie in 2008, and in four years with Dorrell as his position coach, he would catch 260 passes for 2,669 yards and 11 TDs. In 2010, he teamed with Brandon Marshall to form one of the top pass-catching duos in the league, their 165 combined receptions the most by a tandem in team history.

Brian Hartline, Miami Dolphins. A fourth round pick out of Ohio State by the Dolphins in the 2009 draft, he was the fourth receiver on the depth chart while Dorrell was with the club. But he still got his coaching early on in his career, and when the top of the depth cleared due to attrition, he would emerge as a two-time, 1,000-yard receiver in 2012 and 2013.

Matt Moore, Miami Dolphins. Dorrell also parlayed his coaching influences when he has had the opportunity to coach quarterbacks. In 2011, he molded Moore, who had started 13 games in his first three years in the league, into the team's starter who completed 60.5 percent of his passes for 2,497 yards and 16 touchdowns (his 87.1 rating was the fifth-best in the AFC). Some eight years later, Moore has been one of the league top backup QB's, playing a key role at times in Kansas City's run to its first Super Bowl title in 50 years.

Matt Schaub, Houston Texans. In 2012, Schaub led the Texans to a 12-4 record and the AFC South Division title by passing for 4,008 yards and 22 touchdowns. His rating (90.7) was the fourth-best in the AFC and ninth-best overall in the league. It was his second best career among 16 seasons in the NFL (2004-19), and those numbers came in a year after he missed six games due to injury the year before.



CU, STANFORD LEAD IN AFRICAN-AMERICAN HEAD COACHES

CU is one of two schools on the FBS/Division I-A level to have had three African-American head coaches lead their football programs. Since Wichita State hired **Willie Jeffries** in 1979 as the first black head coach in college football's top division, just 14 schools have had as many as two full-time African-American head coaches. The list:

School	No.	Coaches (Seasons)	School	No.	Coaches (Seasons)
Colorado	3	Jon Embree (2011-12), Mel Tucker (2019), Karl Dorrell (2020-)	Louisville	2	Ron Cooper (1995-97), Charlie Strong (2010-13)
Stanford	3	Dennis Green (1989-91), Tyrone Whittingham (1995-2001), David Shaw (2011-present)	Miami-Ohio	2	Mike Haywood (2009-10), Don Treadwell (2011-12)
Bowling Green	2	Dino Babers (2014-15), Mike Jinks (2016-18)	Michigan State	2	Bobby Williams (1999-2002), Mel Tucker (2020-)
East Carolina	2	Ruffin McNeill (2010-15), Scottie Montgomery (2016-18)	New Mexico State	2	Tony Samuel (1997-2004), DeWayne Walker (2009-13)
Eastern Michigan	2	Ron Cooper (1993-94), Ron English (2009-13)	Northwestern	2	Dennis Green (1981-85), Francis Peay (1986-91)
Kent State	2	Darrell Hazell (2011-12), Paul Haynes (2013-17)	South Florida	2	Willie Taggart (2013-16), Charlie Strong (2017-19)
			Vanderbilt	2	James Franklin (2011-13), Derek Mason (2014-present)
			Washington	2	Tyrone Willingham (2005-08), Jimmy Lake (2020-)

DORRELL'S 1,000-YARD RECEIVERS

Over the course of his career, Karl Dorrell has had a role in coaching 11 different receivers to 18 1,000-yard seasons. The list:

Year	Team	Players, Totals (No-Yards-TD)	Year	Team	Players, Totals (No-Yards-TD)
1992	Colorado	Charles Johnson (57-1149-5) Michael Westbrook (76-1060-8)	2001	Denver (NFL)	Rod Smith (113-1343-11)
1993	Colorado	Charles Johnson (57-1082-9)	2002	Denver (NFL)	Rod Smith (89-1027-5)
1994	Northern Arizona	Rod Alexander (63-1028-6)	2003	UCLA	Craig Bragg (73-1065-5)
1995	Colorado	Rae Carruth (53-1008-9)	2010	Miami (NFL)	Brandon Marshall (86-1014-3)
1996	Colorado	Rae Carruth (54-1116-8)	2011	Miami (NFL)	Brandon Marshall (81-1214-6)
2000	Denver (NFL)	Rod Smith (100-1602-8) Ed McCaffrey (101-1317-9)	2015	N.Y. Jets (NFL)	Brandon Marshall (109-1502-14)
					Eric Decker (80-1027-12)
			2019	Miami (NFL)	DaVante Parker (72-1202-9)

WHAT THEY'VE SAID ABOUT KARL DORRELL

BRIAN FLORES, Miami Dolphins Head Coach (2019-present)

"The University of Colorado hit a home run hiring Karl as their head coach. I'm excited for him to have this opportunity. He is a great teacher and excellent leader. He is a coach I would want my kids to play for."

BILL McCARTNEY, Colorado Head Football Coach (1982-94)

"Awesome, that's fabulous. Karl Dorrell is the real deal. He's genuine, he's authentic and extremely talented. I'm a Buff to the core, through and through, and this really excites me. This is a big, big deal and I am thrilled and overjoyed. Why? Because you have to get the right people in leadership, everything comes down to leadership. And with CU getting a man like Karl to lead the program, that's a feather in Rick George's cap. When Rick came on board for us (as recruiting coordinator in 1987), he improved our recruiting, and 30 years later, he's still getting it done."

ED McCAFFREY, Denver Bronco Receiver (1995-2003)

"Coach Dorrell is a true pro with a wealth of football coaching experience. I enjoyed my time with him as my position coach with the Broncos. His strong communication and intelligent leadership helped us achieve great success as a unit. His return to CU is a good hire for the program and will bring steady hand."

MIKE MOSCHETTI, Colorado Quarterback (1998-99)

"Karl is a smart, hard-nosed football coach who isn't flashy. When he says something, you will trust it, you will run through a wall for him. He has incredible experience, and he knows the challenges and in his previous stops coaching at Colorado in the 1990s, he has recruited to the academic challenges that coaches face with the high standards academic-wise at the University of Colorado. I was at the game in 2006 when his UCLA team beat No. 2 ranked USC and Pete Carroll that kept them out of the BCS title game. I can't wait to see what he does with the Buffs – we have been to just one bowl game in the last 12 or so years, and he led UCLA to five straight bowl games. He knows the tradition, and I know he's grateful for the opportunity to be a head coach again."

RICK NEUHEISEL, Colorado Head Football Coach (1995-98)

(Rick and Karl were teammates at UCLA.) *"I'm very happy for Karl. Colorado definitely hit a home run. Karl's very knowledgeable, very passionate, and I know he loved his time in Boulder. His strong point is organization and leadership. He's always been an offensive guy, and by spending a lot of time in the NFL, he's learned even more. This is making me a bit nostalgic about the fun we had coaching together with the Buffs and when we played together at UCLA*

– he was my go-to guy." (Neuheisel was a quarterback at UCLA, Dorrell his top receiver).

ROD SMITH, Denver Bronco Receiver (1995-2007)

"I want to say congratulations to Coach Karl Dorrell and the CU Buffaloes. I had personal experience with him, he took my game to a whole new level. I was doing really well, but when I got with him, in three years (under him) I had over 300-plus catches, pro bowls and all that stuff. He's a technician, he knows what he's doing, he's been around and he's studied with some of the best. I can tell you right now, this team, this program is about to take off. Coach Dorrell, I appreciate you and thank you for everything you've done for me and I'm looking forward to the CU Buffaloes go to a whole new level."

KORDELL STEWART, Colorado Quarterback (1991-94)

"Karl was and is a smart coach, understands all aspects of the game of football. When he was at Colorado when I was there, he had what I would call 'young energy,' to where I think Michael (Westbrook), CJ (Charles Johnson), Phil Savoy and the other receivers really respected him. He made them understand the game through the eyes of a quarterback, which isn't always easy to do. I'm excited about this opportunity for him. With his combination of head coaching experience at UCLA and his time as a position coach in the NFL, he brings a tremendous amount of credibility to the table. I would hope that the players on the team now and the incoming recruits will appreciate that – he's got the background that should earn him an enormous amount of respect. He understands how CU operates, understands the community, knows the lay of the land. It was important for Rick (George) to hire someone who understands the Colorado way and our tradition. Karl fits that mold of what CU is trying to do and will pick up the pieces that were broken with the last coach and put them back together. In time, he will make this thing really work."

MICHAEL WESTBROOK, CU All-American Receiver (1991-94)

"I'm glad to hear that someone with Karl's character will be CU's new coach. I loved Karl. He was a huge disciplinarian, but in both a good and tough way. It was definitely brought to your attention if you weren't doing what you're supposed to do. You come to realize that he'll be tough when he has to be, which is what young kids need, and in the end, that makes you a better player and a better person. He was very much like Bill McCartney in that manner, that was Karl's thing as well, they are cut from that same cloth. I know him, trust him, the program is in good hands and I'll enjoy coming back to watch the Buffaloes play under Karl."



2021 COLORADO FOOTBALL STAFF

Head Coach	Karl Dorrell (<i>UCLA '86</i>)
Assistant to Head Coach / Operations Asst.	Emily Funke (<i>Texas A&M '19</i>)
Offensive Coordinator / Receivers	Darrin Chiaverini (<i>Colorado '99</i>)
Passing Game Coordinator / Quarterbacks	Danny Langsdorf (<i>Linfield '95</i>)
Offensive Line	Vacant
Running Backs	Darian Hagan (<i>Colorado '96</i>)
Tight Ends	Bryan Cook (<i>Ithaca '98</i>)
Defensive Coordinator / Defensive Line	Chris Wilson (<i>Oklahoma '92</i>)
Defensive Passing Game Coord. / Safeties	Brett Maxie (<i>Texas Southern '85</i>)
Cornerbacks	Demetrice Martin (<i>Excelsior '06</i>)
Inside Linebackers	Mark Smith (<i>Hardin-Simmons '00</i>)
Outside Linebackers	Brian Michalowski (<i>Arizona State '11</i>)
Offensive Graduate Assistant	Jason Grossman (<i>Akron '19</i>)
Offensive Graduate Assistant	Donovan Williams (<i>Louisiana '16</i>)
Defensive Graduate Assistant	Connor Boyd (<i>Alabama '18</i>)
Defensive Graduate Assistant	Kyre Hawkins (<i>James Madison '17</i>)
Director of Football Operations	Bryan McGinnis (<i>San Jose State '07</i>)
Asst. Director of Football Operations	Scott Unrein (<i>Colorado '11</i>)
Quality Control/Offense	Reggie Moore (<i>UCLA '91</i>)
Quality Control/Offense	Matt Butterfield (<i>Colorado '10</i>)
Quality Control/Defense	Jeff Smart (<i>Colorado '09</i>)
Director of Quality Control/Special Teams	Chris Reinert (<i>Vanderbilt '09</i>)

Quality Control / Blitz & Front Specialist	William Vlachos (<i>Alabama '11</i>)
General Manager	Bob Lopez (<i>Illinois State '77</i>)
Director of Player Personnel	Chandler Dorrell (<i>Vanderbilt '17</i>)
Assistant Director of Player Personnel	Andy Wang (<i>Kentucky '17</i>)
Lead Recruiting Assistant	D.J. Bryant (<i>James Madison '12</i>)
Recruiting Assistant (Communications)	Emily Giusti (<i>Ohio State '20</i>)
Recruiting Assistant (Scouting)	Harding Harper (<i>Vanderbilt '16</i>)
Recruiting Assistant (Scouting)	Brandon Kronethal (<i>Penn State '20</i>)
Recruiting Assistant (On-Campus)	Jessica Jefferson (<i>Clemson '15</i>)
Director of Football Video	Jamie Guy (<i>Cincinnati '98</i>)
Analyst Manager (Video)	Cece Yeh (<i>California '21</i>)
Creative Services Manager	John Snelson (<i>Colorado '11</i>)
Graphic Designer	Tyler Davis (<i>Liberty '17</i>)
Director of Strength & Conditioning	Shannon Turley (<i>Virginia Tech '00</i>)
Asst. Strength & Conditioning Coach	Darius Reese (<i>San Jose State '14</i>)
Asst. Strength & Conditioning Coach	Andy Ward (<i>Cal State Stanislaus '09</i>)
Asst. Strength & Conditioning Coach	Scott Sacuskie (<i>Portland State '03</i>)
Asst. Sports Dietitian (Football)	Colby Wolf (<i>Rhode Island '16</i>)
Volunteer Offensive Assistant:	Deontrae Cooper (<i>CSU-Pueblo '15</i>)
Volunteer Defensive Assistant:	Greg Brown (<i>Texas-El Paso '80</i>)
Volunteer Offensive Assistant:	Kolter Smith
Volunteer Recruiting Assistant:	Serena Rodriguez

CU COACHES ON GAME DAY

The location for CU coaching staff during games (all except the quality control staff are among those allowed within the NCAA maximum to wear headsets):

SIDELINE: Head coach **Karl Dorrell** (on headset); **Chris Wilson** (defensive coordinator/defensive line), **Danny Langsdorf** (quarterbacks/passing game coordinator), **Darian Hagan** (running backs), **Demetrice Martin** (cornerbacks), **Mark Smith** (inside linebackers), **Reggie Moore** (quality control/offense), **Jeff Smart** (QC/defense), **Chris Reinert** (QC/special teams), grad assistants **Jason Grossman** (offense) and **Kyre Hawkins** (defense) and **Shannon Turley** (strength & conditioning).

COACHES BOOTH: **Darrin Chiaverini** (offensive coordinator/receivers), **Bryan Cook** (tight ends), **Brett Maxie** (safeties), **Brian Michalowski** (outside linebackers), **Matt Butterfield** (QC/offense), **William Vlachos** (QC/blitz & front) and graduate assistants **Donovan Williams** (offense) and **Connor Boyd** (defense).

COACH "DORR-WELL"

The 27 head coach in CU history, **Karl Dorrell** started 4-0 in his CU coaching career; only **Harry Heller** (won his first seven in 1894), **Willis Kleinholtz** (six in 1905), **T.W. Mortimer** (five in 1900) and **Rick Neuheisel** (five in 1995) won as many or more to open their CU careers (and Dorrell was OC on Neuheisel's staff). Dorrell was the sixth CU coach to open 3-0 in conference games, but the first since **Jim Yeager** in 1941.

- ▶ Named the Pac-12 **Coach of the Year** by both the *Associated Press* and the league coaches, the sixth coach to be recognized in CU's history with the honor;
- ▶ Named Football Writers Association of America's **First-Year Coach of the Year**, honoring the top coach among those in their first-year at a new school in 2020;
- ▶ Of the 23 new head coaches in 2020, he was the last of the group who was undefeated come Dec. 6 (finished with the fourth-best winning percentage).
- ▶ He was the third CU head coach to lead the Buffs to a bowl game in his first season, joining Neuheisel ('96 Cotton) and **Gary Barnett** ('99 Insight.com).
- ▶ He was the first CU coach in his first season to have his team go from unranked to ranked (No. 21 AP, No. 22 USAT/Coaches on Dec. 6; No. 21 CFP on Dec. 8), leading a team that many prognosticators were saying would win maybe one if any games (the over/under in Vegas was 1½ wins).

DORRELL: A COLLEGE FOOTBALL FIRST?

Ironically, with the Buffaloes drawing UCLA for their first game, **Karl Dorrell** coached against the school he served as head coach for five seasons (2003-07). He was 35-27 with the Bruins over those years. Another irony – his first game as head coach at UCLA was in Boulder against CU, a game in which the Buffs rallied to win, 16-14. He had been an assistant with CU twice (1992-93, 1995-98), but played collegiately at UCLA (1983-86). Thus, in his first game as a head coach, he went up against a former team on which he was an assistant, and his first game his second opportunity as a head coach be against his alma mater, where he also made his head coaching debut. UCLA did win its next game (6-3 over Illinois), which was the school's 500th at the time.

ONLY A HANDFUL HAVE OPENED AGAINST THEIR ALMA MATER

Karl Dorrell was the ninth known Division I head coach to face his alma mater in his first game at his new school (not necessarily his first game overall):

Year	Coach	School	Alma Mater/Opp.	Result	Year	Coach	School	Alma Mater/Opp.	Result
1918	Andy Gill	Kentucky	at Indiana	W 24- 7	2010	Jimbo Fisher	Florida State	Samford	W 59- 6
1982	George Welsh	Virginia	at Navy	L 17-30	2010	Mike London	Virginia	Richmond	W 34-13
1999	Randy Walker	Northwestern	Miami-Ohio	L 3-28	2011	Larry Coker	UTSA	Northeastern State	W 31- 3
2001	Jim Tressel	Ohio State	*Akron (Gr. School)	W 28-14	2020	Karl Dorrell	Colorado	UCLA	W 48-42
2009	Gary Anderson	Utah State	Utah	L 17-35					

➔ In 1995, **Rick Neuheisel's** first game as a head coach (CU) was at Wisconsin; while he didn't go there (he is also a UCLA grad), he was born in Madison. Dorrell's first win as a head coach was in his second game, a 6-3 win over Illinois, which happens to be CU athletic director **Rick George's** alma mater; the Bruins won that day with two field goals from Justin Medlock. **Bill McCartney's** first win came in his second game in 1982, a 12-0 triumph at Washington State, on the strength of four Tom Field field goals.

**DORRELL A FINALIST FOR 2020 FWAA/EDDIE ROBINSON COACH OF THE YEAR AWARD**

For the second time in his career, **Karl Dorrell** was a finalist for the Football Writers Association of America/Eddie Robinson Coach of the Year Award in 2020. He was a finalist in 2005 when he was in his third year at UCLA; of the nine finalists this year, he is the only first-year coach at his current school. The other finalists were: **Jamey Chadwell**, Coastal Carolina, the winner; **Tom Allen**, Indiana; **Brent Brennan**, San José State; **Matt Campbell**, Iowa State; **Luke Fickell**, Cincinnati; **Nick Saban**, Alabama; **Kalani Sitake**, BYU; and **Dabo Swinney**, Clemson.

INAUGURATIONS

Karl Dorrell was named the 27th full-time head coach in Colorado history last February 23, the 17th dating back to 1935; after the first 10 CU coaches opened 8-1-1, the next 10 lost all theirs; the last six have gone 3-3. **Rick Neuheisel** snapped the losing streak when his team defeated Wisconsin in Madison, 43-7 in 1995 (the first to win his opener since **Herbert Hoover** was U.S. president); **Mike MacIntyre** became just the second coach in that group to win his CU opener in an 81-year span with a 41-27 win over Colorado State in Denver in 2013; and **Mel Tucker** the third to do so in his inaugural game in 2019 over Colorado State in Denver, 52-31 with Dorrell following in 2020. overall, Colorado coaches are now **12-14-1** in their debut games at the reins of the Buffaloes; here's a closer look (no head coach 1890-93; number in parenthesis indicates how many games that coach won in a row to begin career):

1894	Harry Heller (7)	East Denver H.S.	W 46- 0	1959	Sonny Grandelius	Washington	L 12-21
1895	*Fred Folsom (2)	Denver Wheel Club	W 32- 0	1962	Bud Davis	at Utah	L 21-37
1900	T.W. Mortimer (5)	at Denver Manual H.S.	W 29- 0	1963	Eddie Crowder	Southern California	L 0-14
1903	Dave Cropp (3)	at State Prep School	W 40- 0	1974	Bill Mallory	at Louisiana State	L 14-42
1905	Willis Kleinholtz (6)	at North Denver H.S.	W 28- 0	1979	Gary Barnett	Oregon	L 19-33
1906	Frank Castleman	State Prep School	W 22- 0	1982	Bill McCartney	California	L 17-31
1916	Bob Evans	Alumni	T 0- 0	1995	Rick Neuheisel (5)	at Wisconsin	W 43- 7
1918	Joe Mills	Northern Colorado	L 0- 9	1999	Gary Barnett	Colorado State (Denver)	L 14-41
1920	Myron Witham (2)	at Denver	W 31- 0	2006	Dan Hawkins	Montana State	L 10-19
1932	Bill Saunders (2)	at Colorado Mines	W 31- 0	2011	Jon Embree	at Hawai'i	L 17-34
1935	Bunny Oakes	at Oklahoma	L 0- 3	2013	Mike MacIntyre (2)	Colorado State (Denver)	W 41-27
1940	Frank Potts	at Texas	L 7-39	2019	Mel Tucker (2)	Colorado State (Denver)	W 52-31
1941	Jim Yeager	Texas	L 6-34	2020	Karl Dorrell (4)	UCLA	W 48-42
1948	Dallas Ward	New Mexico	L 6- 9				

... AND IN CONFERENCE PLAY

Head coaches have had more success in their first conference game piloting the Buffaloes, going **18-8** including this year when Karl Dorrell's first CU squad opened with the 48-42 win over UCLA (CU was an independent in 1905 when Willis Kleinholtz coached his lone season). He was the first since Gary Barnett won his Big 12 Conference debut, a 51-17 win over Kansas in Boulder; the last three CU head coaches lost their league lid-lifters. As far as winning their first conference game on the road, Tucker became the sixth to do so (number in parenthesis indicates how many conference games that coach won or lost in a row in his first year):

1894	Harry Heller	DENVER	W 44- 0 (4)	1959	Sonny Grandelius	at Oklahoma	L 12-42 (1)
1895	Fred Folsom	DENVER	W 28- 0 (1)	1962	Bud Davis	KANSAS STATE	W 6- 0 (1)
1900	T.W. Mortimer	COLORADO STATE	W 29- 0 (1)	1963	Eddie Crowder	at Kansas State	W 21- 7 (2)
1903	Dave Cropp	COLORADO STATE	W 5- 0 (4)	1974	Bill Mallory	IOWA STATE	W 34- 7 (1)
1906	Frank Castleman	DENVER	W 6- 0 (1)	1979	Chuck Fairbanks	at Oklahoma	L 24-49 (5)
1916	Bob Evans	WYOMING	W 16-10 (1)	1982	Bill McCartney	NEBRASKA	L 14-40 (1)
1918	Joe Mills	at Denver	L 0- 6 (1)	1995	Rick Neuheisel	at Oklahoma	W 38-17 (1)
1920	Myron Witham	at Denver	W 31- 0 (2)	1999	Gary Barnett	KANSAS	W 51-17 (1)
1932	William Saunders	at Colorado Mines	W 31- 0 (2)	2006	Dan Hawkins	at Missouri	L 13-28 (2)
1935	Bunny Oakes	COLORADO MINES	W 58- 0 (4)	2011	Jon Embree	WASHINGTON STATE	L 27-31 (6)
1940	Frank Potts	at Utah State	W 26- 0 (3)	2013	Mike MacIntyre	at Oregon State	L 17-44 (6)
1941	Jim Yeager	UTAH STATE	W 13- 7 (3)	2019	Mel Tucker	at Arizona State	W 34-31 (1)
1948	Dallas Ward	at Kansas	L 7-40 (1)	2020	Karl Dorrell	UCLA	W 48-42 (3)

THE CLASS OF '20

Ahead of the 2020 season, 24 programs including CU hired new head coaches, 10 of whom (^) are first-time head coaches on the collegiate level. Here's a look at those coaches that make up the "class of 2020" and their records through games of Oct. 30 (Note: Old Dominion opted out of the 2020 season):

<u>Coach, School (2021 record)</u>	<u>W</u>	<u>L</u>	<u>Pct.</u>
^Jeff Traylor, Texas-San Antonio (8-0).....	15	5	.750
^Shawn Clark, Appalachian State (6-2).....	15	5	.750
Brady Hoke, San Diego State (7-1).....	11	5	.688
Mel Tucker, Michigan State (8-0).....	10	5	.667
Kalen DeBoer, Fresno State (7-2).....	10	5	.667
^Ryan Silverfield, Memphis (4-4).....	12	7	.632
Lane Kiffin, Mississippi (6-2).....	11	7	.611
Willie Taggart, Florida Atlantic (5-3).....	10	7	.588
^Jimmy Lake, Washington (4-4).....	7	5	.583
^Dave Aranda, Baylor (7-1).....	9	8	.529
^Jeff Hafley, Boston College (4-4).....	10	9	.526
Todd Graham, Hawai'i (4-5).....	9	9	.500
Eli Drinkwitz, Missouri (4-4).....	9	9	.500

<u>Coach, School (2021 record)</u>	<u>W</u>	<u>L</u>	<u>Pct.</u>
Mike Leach, Mississippi State (5-3).....	9	10	.474
^Sam Pittman, Arkansas (5-3).....	8	10	.444
Karl Dorrell, Colorado (2-6).....	6	8	.429
Greg Schiano, Rutgers (4-4).....	7	10	.412
Mike Norvell, Florida State (3-5).....	6	11	.353
Steve Addazio, Colorado State (3-5).....	4	8	.333
Danny Gonzales, New Mexico (3-5).....	5	10	.333
^Ricky Rahne, Old Dominion (2-6).....	2	6	.250
^Jeff Scott, South Florida (2-6).....	3	14	.176
^Marcus Arroyo, UNLV (0-8).....	0	14	.000
No longer with team:			
Nick Rolovich, Washington State (4-3).....	5	6	.455

MUSIC IN HIS BLOOD: Assistant head coach **Darrin Chiaverini** has music in his blood, though not to the extent of his father, **Eddie "Day" Chiaverini**, who played the rhythm guitar for The Lively Ones, a rock and roll band in the early 1960s. One of their songs, *Surf Rider*, made the soundtrack of the 1994 blockbuster movie, *Pulp Fiction*, playing over the opening and closing credits. You can hear it here: <https://www.youtube.com/watch?v=CxfQYRjjxvc>.

**200/200 BALANCING ACT**

In the 2020 season opening 48-42 win over UCLA, Colorado rushed for **264** yards and passed for **261**, improving to 59-11 dating back to the first time it happened in school history in 1960. The three-yard difference tied for the second most-balanced offensive game in CU history. A closer look at all CU games with 200-plus yards rushing and passing that were within 10 yards of each other (*—CU head coach **Karl Dorrell** was involved in three of the top four and four of the eight games; (Dorrell was an assistant coach at CU in 1993, was the offensive coordinator in 1997):

Date	Opponent	Rush	Pass	Total	Diff.	Result
Nov. 11, 1961	UTAH	210	208	408	2	L 12-21
Sept. 18, 1993	*at Stanford	274	277	551	3	L 37-41
Oct. 25, 1997	*at Texas	208	211	419	3	W 47-30
Nov. 7, 2020	*UCLA	264	261	525	3	W 48-42

Date	Opponent	Rush	Pass	Total	Diff.	Result
Sept. 10, 2005	NEW MEXICO STATE	238	233	471	5	W 39-0
Oct. 7, 1967	IOWA STATE	217	223	440	6	W 34-0
Nov. 10, 2001	at Iowa State	255	247	502	8	W 40-27
Sept. 4, 1993	*TEXAS	270	260	530	10	W 36-14

HIGH SCORING FROM THE GET-GO

The **90** points scored by CU and UCLA in 2020 marked the highest scoring season opener in CU history, eclipsing the 83 points in 2019 (CU's 52-31 win over Colorado State in Denver). But it was also a conference opener, and it rose to the second highest scoring league lid-lifter in Buff annals (trailing the infamous Oct. 4, 1980 clash between CU and Oklahoma at Folsom Field. A look at the top five in each (home team in CAPS):

HIGHEST SCORING SEASON OPENERS / CU History

90	2020	COLORADO 48, UCLA 42
83	2019	Colorado 52, Colorado State 31 (Denver)
77	2003	Colorado 42, Colorado State 35 (Denver)
72	1981	COLORADO 45, Texas Tech 27
68	2013	Colorado 41, Colorado State 27 (Denver)

HIGHEST SCORING CONFERENCE OPENERS / CU History

124	1980	Oklahoma 82, COLORADO 42	Big 8
90	2020	COLORADO 48, UCLA 42	PAC-12
79	1983	Missouri 59, COLORADO 20	Big 8
79	2016	Colorado 41, OREGON 38 (Denver)	PAC-12
72	2003	BAYLOR 42, Colorado 30	Big 12

BUFF ALUMNI IN THE FBS COACHING RANKS: Brad Bedell ('99), TE, Auburn; Kyle Cefalo ('11), PCG/WR, Utah State; Darrin Chiaverini ('98), OC/WR, Colorado; Paul Creighton ('03), Fresno State, TE; David Gibbs ('90), Co-DC/DB, UCF; Darian Hagan ('91), RB, Colorado; Anthony Perkins ('11), CB, Colorado State; Jeff Smart ('09), QC/D, Colorado; Demetrius Sumler ('09), San Diego State, CB; Chidera Uzo-Diribe ('13), DL, SMU; Ryan Walters ('08), DC, Illinois.

IN THE FCS: Cha'pelle Brown ('08), UC Davis, AHC/CB; Cedric Cormier ('01), Houston Baptist, I-WR; Cody Hawkins ('10), UC Davis, OC/WR;

Jay MacIntyre ('18), WR, Tennessee-Martin.

IN DIVISION II: Pete Shinnick ('88), head coach at West Florida; John Donahoe ('03), CSU-Pueblo, WR; Jack Harris ('13), West Texas A&M, OL; Chris Symington ('87), AHC/OL/RG at CSU-Pueblo.

IN THE NAIA: Jason Burianek ('02), HC, Missouri Baptist.

IN THE NFL (see page with Buffs in the Pros).

SHINNICK EARNS TOP HONOR

Pete Shinnick ('88), who finished his fourth season as head coach at West Florida in 2019, was named the Gulf South Conference Coach of the Decade (2010-19). Ow does someone win that honor after just four years? First, he started the program in 2016, and one year later, the team reached the Division II championship game. Four years later in 2019, West Florida won the title. Shinnick's Argos were the second-fastest football program to go from startup to national champion in NCAA history. At 9-1, UWF currently owns the best postseason winning percentage in NCAA history (all on the road or at neutral sites).

SEVEN IN COLORADO

Colorado will play seven games in the state for the 17th time sating back to the 1998 season, but all of those featured a game against Colorado State in Denver, truly a neutral site. With the Texas A&M game in Denver, while technically neutral, it is more of a home game obviously for the Buffs. The last time CU had seven true home games was in 1982; the only other year with more than six was in 1978, when CU played eight home games (including the first five at home — when CU opened 5-0 and allowed exactly 7 points in each of those games).

➤ The first three or more games are within the state's borders for the eighth time this century (2001, 2002, 2003, 2006, 2008, 2017, 2019, 2021).

LAST NOTE ON SEASON OPENERS

The Buffaloes are **23-10-1** in their last 33 season openers (dating back to 1988). In those 23 wins, Colorado scored **851** points, or an average of **37.0** per game; in the 10 losses, CU scored 172 points, or **17.2** per (it had 31 in the tie with Tennessee in 1990). In the six-game season opener winning streak, CU has scored 241 points, or 40.2. In the 23 victories, the opponent has scored **392** points, or 17.0 per. The bulk of the games have been against Colorado State (20; CU won 14), but the Buffaloes are 5-0-1 against Power-5 teams.

CONIFER REPPED

When freshman **TB Noah Wagner** saw his first action against Arizona Stat on Sept. 25 (on special teams); he also made some program history as he became the first-ever Buffalo from Conifer (Colo.) High School to play for CU in a game. It is located in Jefferson County, directly south of Evergreen and southwest of Morrison off U.S. Highway 285.

LYNCH REPEATS AS CU'S CAMPBELL TROPHY SEMIFINALIST

Second-year graduate student **Matt Lynch** is one of 176 semifinalists for the William V. Campbell Trophy, the National Football Foundation announced this week. The honor, which is also known as the "Academic Heisman" is annually bestowed by the NFF to the nation's top football scholar-athlete. As a semifinalist, he will have an opportunity to receive an \$18,000 post-graduate scholarship, which is awarded to each of the 12-to-14 finalists for the Campbell Trophy, and if he is the recipient, an opportunity to be the winner of the coveted 24-pound bronze Campbell Trophy, which comes with a \$25,000 post-graduate scholarship and an appearance on the Home Depot College Football Awards Show on ESPN. CU's **Jim Hansen** won the award in 1992, but when it was known as the Draddy Award. Lynch was CU's nomination in 2020; at Colorado, he owns a 3.675 / 4.0 GPA in second year of master's program in Organizational Studies.

**HISTORICALLY**

Colorado is in its second century of intercollegiate football, as the Buffaloes are in their 130th season of competition having played **1,275** games with an all-time record of **716-523-36**. CU currently stands 26th on the all-time win list and is 36th in all-time winning percentage (.576; the Buffs are 29th for those schools with 1,000 or more games played in Division I-A). Only 12 Division I schools have played more seasons of intercollegiate football than Colorado; Washington is the only Pac-12 school that matches CU's total of 132 (Cal is the only one who has played more games – 1,283), with only USC (856) and Washington (750) having won more games (CU is sixth in the league in winning percentage).

➔ In Boulder, the Buffs are **410-203-16** (.665) all-time and **322-181-10** (.639) in their 98th season on the “hilltop” (Folsom Field).

OVERTIME

Colorado is **7-9** all-time in overtime games (**4-6** at home), with seven losses by three points; the Buffs became the 84th team in FBS/I-A to play an overtime game when it played its first extra session affair against Missouri in 1999. Here's a chart summarizing the Buffs in overtime (*—denotes in Denver):

Date	Opponent	Score	Regulation	Coin Toss	-----Total Yards-----		Notes
					Choice	Defense	
Oct. 9, 1999	MISSOURI	W 46-39	39-39	Missouri	Defense	25 13	Ends with Ben Kelly INT
Nov. 26, 1999	NEBRASKA	L 30-33	27-27	Nebraska	Defense	9 25	CU trailed 27-3 early in 4th
Nov. 9, 2002	at Missouri	W 42-35	35-35	Missouri	Defense	25 18	Ends with Kory Mossoni FR
Dec. 28, 2002	Wisconsin	L 28-31	28-28	Wisconsin	Defense	-2 5	Alamo Bowl
Oct. 11, 2003	KANSAS	W 50-47	44-44	Colorado	Defense	25 7	Brian Calhoun 3-25, TD rushing in OT
Oct. 23, 2004	at Texas A & M	L 26-29	26-26	Colorado	Defense	14 33	First CU turnover in an OT ends it
Oct. 7, 2006	BAYLOR	L 31-34 (3 OT)	17-17	Colorado	Defense	42 72	Ends in 3OT on Baylor INT
Sept. 1, 2007	*Colorado State	W 31-28	28-28	Colorado	Defense	7 16	Kevin Eberhart kicks GWFG (35) after Terrance Wheatley INT
Sept. 18, 2008	WEST VIRGINIA	W 17-14	14-14	Colorado	Defense	18 19	Aric Goodman kicks GWFG (25) after WVU FG miss
Sept. 10, 2011	CALIFORNIA	L 33-36	30-30	California	Defense	20 45	CU drives to CA4 but drive stalled
Sept. 27, 2014	at California	L 56-59 (2 OT)	49-49	Colorado	Defense	46 34	CU drives to CA1 but failed on 4th down
Oct. 25, 2014	UCLA	L 37-40 (2 OT)	31-31	Colorado	Defense	13 40	CU rallied from 31-14 down in 4th; two OT FGs
Sept. 19, 2015	*Colorado State	W 27-24	24-24	Colorado	Defense	10 2	Diego Gonzalez kicks GWFG (32) after Tedric Thompson FG block
Oct. 27, 2018	OREGON STATE	L 34-41	34-34	Colorado	Defense	18 30	CU drives to OS7, but four straight plays gain zero yards
Sept. 7, 2019	NEBRASKA	W 34-31	31-31	Nebraska	Defense	13 -6	James Stefanou kicks GWFG (34), NU misses from 48
Sept. 14, 2019	AIR FORCE	L 23-30	23-23	Colorado	Defense	9 25	AFA scores on one play; CU stopped on downs at AFA 16

COMEBACK BUFFS

Over the last 14 seasons, CU has rallied to win from 10 or more points down 14 times. Three of the rallies have come from 17 down: this season, CU spotted Arizona a 13-0 lead, but **TB Jarek Broussard's** school record 155 yards in the second quarter helped the Buffs take the halftime lead and never look back. In 2019 against Nebraska, the turning point a 96-yard flea-flicker from **QB Steven Montez** to **WR K.D. Nixon** that pulled CU to within three; in 2012, Washington State led, 31-14, early in the fourth quarter, but CU scored three straight TDs to close the game, capped by **QB Jordan Webb** scoring on fourth down from four yards out with 0:09 remaining; **PK Will Oliver** added the game winning PAT. In 2007, the Buffs got the best of No. 3 Oklahoma when **PK Kevin Eberhart** capped a run of 20 straight points with a 45-yard field goal for a 27-24 win. Nine have taken place in Boulder, one in Denver, and three on the road (the WSU comeback was the largest fourth quarter comeback on the road CU has ever had).

COLORADO COMEBACKS

Trailed By	Time, Qtr.	Final	Opponent (Date)
13 (0-13)	4:06, 2Q	24-13	at Arizona (Dec. 5, 2020)
17 (0-17)	4:06, 3Q	34-31	OT; NEBRASKA (Sept. 7, 2019)
14 (0-14)	2:44, 1Q	27-24	OT; Colorado State (Sept. 19, 2015)
11 (20-31)	12:24, 3Q	41-38	at Massachusetts (Sept. 6, 2014)
17 (14-31)	8:07, 4Q	35-34	at Washington State (Sept. 22, 2012)
11 (3-14)	3:47, 1Q	44-36	KANSAS STATE (Nov. 20, 2010)
10 (14-24)	10:40, 3Q	29-27	GEORGIA (Oct. 2, 2010)
10 (0-10)	0:00, 2Q	31-13	HAWAII (Sept. 18, 2010)
10 (21-31)	11:01, 4Q	35-34	TEXAS A&M (Nov. 7, 2009)
11 (13-24)	9:14, 4Q	28-24	IOWA STATE (Nov. 8, 2008)
14 (7-21)	7:29, 2Q	31-24	EASTERN WASHINGTON (Sept. 6, 2008)
11 (24-35)	0:23, 2Q	65-51	NEBRASKA (Nov. 23, 2007)
17 (7-24)	12:23, 3Q	27-24	OKLAHOMA (Sept. 29, 2007)
11 (17-28)	10:05, 3Q	31-28	OT; Colorado State (Sept. 1, 2007)

COLORADO NEAR THE TOP IN ALL-TIME 2,000-YARD / 1,000-YARD CAREER RUNNERS

Colorado is tied for 12th in players who have gained 2,000 or more career rushing yards, as 19 Buffaloes through the years have reached that milestone. **TB Phillip Lindsay** was the last to do it, as he finished his career in 2017 with 3,707 yards (second all-time at the school). Colorado is also in the top 10 (sixth) in all-time 1,000-yard rushers with **56** (Oklahoma tops that list with 77, followed by Ohio State 69, Nebraska 65, USC 61, Alabama 60, Colorado 56, Army 53, Texas 51, West Virginia 50, LSU 48). The all-time leaders in players who have reached the career 2K plateau:

Oklahoma	32	Michigan	20	Colorado State	18	Michigan State	16	San Diego State	14	SMU	12
Nebraska	30	Texas A & M	20	Florida	18	South Carolina	16	Utah	14	Army	11
Georgia Southern	28	Colorado	19	Auburn	17	Tennessee	16	Bowling Green	13	Baylor	11
Ohio State	27	Northern Illinois	19	Boston College	17	Florida State	15	Georgia Tech	13	Mississippi State	11
Oklahoma State	25	Penn State	19	East Carolina	17	Houston	15	Indiana	13	Wake Forest	11
Syracuse	22	Texas	19	Illinois	17	Iowa	15	Minnesota	13		
Southern California	20	Virginia	19	Wisconsin	17	Tulsa	15	Mississippi	13		
Alabama	20	Virginia Tech	19	Georgia	16	West Virginia	15	New Mexico	13		
Clemson	20	Arkansas	18	LSU	16	Western Michigan	15	North Carolina	13		

In 1989, Colorado had four players on the roster at the same time with at least 1,000 career yards: **TB Eric Bieniemy**, **TB J.J. Flannigan**, **QB Darian Hagan** and **FB Erich Kissick**. Only two other times did the Buffs have three players that had hit that plateau on the same team, in 1993: **FB James Hill**, **TB Rashaan Salaam** and **TB Lamont Warren** and in 2015: **Christian Powell**, **Michael Adkins** and **Phillip Lindsay**.

Historical Note. Colorado was 1-yard away from another 2,000-yard rusher: the late **Carroll Hardy** ('54) ended his career with 1,999 yards. CU's SID at the time, **Fred Casotti**, never forgave himself, especially since his final game came against Kansas State, when he had 10 carries for 238 yards. In that 38-14 win, the Buffs rushed 36 times for 493 yards, or 13.7 yards per; he no doubt could have picked up that extra yard. Hardy went on to play pro football and baseball, and his claim to fame was becoming the only player to pinch-hit for **Ted Williams** (he also pinch-hit for **Roger Maris** and **Carl Yastrzemski**).



SCORING STREAKS

The Buffs scored in a school record **242** consecutive games until Missouri ended the streak on October 25, 2008; it was first shutout loss since November 12, 1988 to Nebraska in Lincoln (7-0). The Buffs had scored in **94** consecutive road games (123 including neutral sites) as well as in 153 straight league games, all 103 in Big 12 play, including the four title games, and their final 50 in Big Eight competition, dating back to the '88 shutout at Nebraska. CU had scored in **150** straight games at home until Stanford shut out the Buffs, 48-0 on Nov. 3, 2012; the previous last shutout was a 28-0 loss to Oklahoma on Nov. 15, 1986.

Current streaks:

- CU has scored in **5** straight games overall, as the 30-0 loss to Minnesota snapped a **36**-game scoring streak).
- CU had scored in **170** straight games against non-conference opponents (1979-2021, until Minnesota won 30-0 in Boulder on Sept. 18, 2021).
- The home shutout losses to Minnesota ('21), Stanford ('12), Oklahoma in '86 and LSU in '79 are the only four times CU has not scored at Folsom Field over the course of the last **335** games (all the way back to 1963).
- CU has been shutout just five times in the last **396** games overall (by Missouri in 2008 and 2010, Stanford in 2012, Washington State in 2017 and Minnesota in 2021).
- CU has been shutout just 12 times in its last **629** games (dating to October 5, 1968), but only seven different schools have administered them: Oklahoma (three times), Missouri (twice), Nebraska (twice), Louisiana State, Michigan, Minnesota and Stanford.

THE BUFFS IN NFL STADIUMS

The Buffaloes have played **26** games to date in seven current NFL venues, owning a record of **16-10** (12-5 in Denver, 1-0 in Foxborough, 1-0 in San Diego, 1-0 in Seattle, 1-2 in Houston, 0-1 in Jacksonville, 0-1 in Kansas City and 0-1 in Santa Clara). All-time, the Buffs are **21-22-1** playing games in stadiums that simultaneously hosted NFL teams (13-7 in Denver, 1-0 in Foxborough, 1-0 in Irving, 1-0 in San Diego, 1-0 in Seattle, 2-3 in Houston, 1-2 in Miami 1-2 in Tempe, 0-2-1 in Anaheim, 0-1 in Jacksonville, 0-1 in Kansas City, 0-1 in Santa Clara and 0-3 in Los Angeles).

SAFELY AHEAD

The Buffs have been a virtual lock to win once they have a lead of two or more scores (nine-plus points) over the past 45 seasons. Since the 1976 opener, CU has protected a two-score lead **252** of **289** times, losing 34 and tying three when it blew the lead. Included in those 34 are four leads that were lost of 20-plus points:

Date	Opponent	CU Lead (when)	Result
10/27/18	OREGON STATE	28 (31-3, 3rd Quarter)	L, 34-41 OT
11/06/10	at Kansas	28 (45-17; 4th Quarter)	L, 45-52
11/10/07	at Iowa State	21 (21- 0; 3rd Quarter)	L, 28-31
10/10/79	OKLAHOMA STATE	20 (20- 0; 4th Quarter)	L, 20-21

(CU has lost a 14-point lead on nine occasions in this time frame).

Colorado has lost only 36 games (and was tied twice) dating back to 1980 when leading by *any* margin at any point in the fourth quarter or overtime. The most recent loss was in 2019 (Oct. 25), a 35-31 setback to USC after entering the final stanza with a 31-28 advantage. The ties came against Tennessee in 1990 (31-31, after leading 31-17) and Kansas State in 1993 (16-16 after taking a late 16-13 lead).

- Colorado has won **137** of its last **163** games in which it at any point has held a two-score lead. A 2003 loss to Baylor snapped a 26-game winning streak in such situations on the road, and an overall streak of 49 consecutive wins from 1993 to 1999 was snapped by CSU in 2000. In this same span, **Colorado has rallied to win 42 games and tie two others dating back to 1981 after once trailing at some point in the fourth quarter.** The most recent are the Nebraska and Stanford games this year: the Cornhuskers led 17-0 late in the third period when the Buffaloes started taking over the game, and the Cardinal led briefly in the fourth quarter. Two of the biggest ones occurred in 2007: CU rallied from 28-17 down in the third and 28-25 in the fourth to defeat CSU 31-28 in overtime) and Oklahoma (down 24-7 late in the third, eventually tying the fourth largest comeback in school history in winning 27-24).

INJURIES SLIGHTLY UP IN 2020 & 2021

Injuries were kept to a minimum over the 2016 and 2017 seasons after a flurry in 2015, as that season 10 positions had a starter miss at least one game due to injury. But in 2018, it was a different story as injuries hit **11** different starting positions (including punter and placekicker) that lost their starter for multiple games. In 2019, the count of full games missed was down again (though an abnormal number of partial games was the case). Below are the worst regular seasons for injuries/illness for the CU program over the last **35** years (KEY: GL—Games lost to injury; GL/2—Games lost by 2-deep scrimmage players; MG—"Man games" as defined by as the total number of games if all players NOT ticketed to redshirt played every game; Pct. Lost – percentage of man games lost, knowing that in actuality, the number is higher as third-team players and reserves don't see that much action; 2/MG—2-deep man games, or starting 24 positions (including kickers and punters plus backups):

Season	G	GL	MG	Pct. Lost	GL/2	2/MG	Pct. Lost
2008	12	121	1,008	12.0	110	576	19.1
2011	13	141	1,066	12.8	115	624	18.4
1998	11	101	864	11.7	89	528	16.9
2000	11	101	880	11.5	82	528	15.5
2010	12	103	924	11.1	88	576	15.3
2015	13	120	1,053	11.4	93	624	14.9
2020	5	64	400	16.0	32	220	14.5
2002	13	139	1,118	12.4	80	624	12.8
2012	12	108	984	11.0	71	576	12.3

Season	G	GL	MG	Pct. Lost	GL/2	2/MG	Pct. Lost
2018	12	96	1,056	9.1	70	576	12.2
2016	14	129	1,224	10.6	75	672	11.2
2003	12	74	876	8.4	58	576	10.1
1997	11	51	770	6.6	41	528	7.8
2019	12	55	1,080	5.1	40	576	6.9
2017	12	61	960	6.4	39	576	6.8
2021	8	81	720	11.3	57	384	14.8

*—man-games for 2-deep include P and PK spots.

Dating back to 1987, CU has lost over five percent of its "man game" count due to injury 16 times (1995-97-98-2000-02-03-08-10-11-12-13-15-16-17-18-19).

FOLSOM FIELD CAPACITY SNAPSHOT

Folsom Field's official capacity had been 53,613, expanded last in 2003 when 1,903 club seats and 41 suites were added in the east side stadium expansion; however, with CU's \$156 million Athletics Complex Expansion nearing completion and the northeast corner of the stadium and the north stands now redesigned, the new capacity now stands at **50,183**. Folsom is tied for the 18th oldest venue among the 128 NCAA Division I-A/FBS stadiums. It is the fourth oldest stadium in the Pac-12 Conference, as only Husky Stadium (Washington, 1920), Rose Bowl Stadium (UCLA, 1922) and Los Angeles Memorial Coliseum (USC, 1923) are older.

**BUFFS AGAINST THE BEST**

Here's a look at how CU has fared all-time against nationally ranked teams (*Associated Press* poll):

Games	All-Time Record	1989-2021 Record	Karl Dorrell Record	Coach With The Most Wins
versus Top 5.....	12-55-1	8-23-0	0-1	5 / Bill McCartney
versus Top 10.....	25-98-3	14-44-2	0-1	8 / Eddie Crowder & Bill McCartney
versus Top 15.....	37-127-3	20-60-2	0-1	10 / Bill McCartney
versus Top 25.....	73-172-3	47-91-3	0-2	20 / Bill McCartney

"OUTSIDE THE NINE DOTS"

Some out of the ordinary records by the Buffs in some unique situations:

- ❑ Colorado is **90-54** against teams with three or more losses dating back to the 1985 season;
- ❑ Colorado is **89-52-1** in its last **142** games against schools that include the word "State" (dating to 1986);
- ❑ Colorado is **567-294-25** all-time in games played in the Mountain Time Zone (Colorado, Arizona, Montana, New Mexico, Utah, Wyoming)

18 TO THE HOUSE ON THE FIRST TRY WHEN IT COMES TO THEFTS & SCORES

CU players have a penchant to return their first career interceptions for touchdowns, as since 1992, **18** Buffaloes have scored after stealing their first college pass. Junior **CB Dante Wigley** is the most recent to accomplish it, racing 27 yards with his first pick for a touchdown versus Oregon State on Oct. 27. **S Nick Fisher** did it in grand style on Oct. 28, 2017: he picked off a pass in the end zone against Cal, his momentum taking him back nine yards deep, and then he raced 109 yards for the score (100 officially by the NCAA). Previous to that, **ILB Rick Gamboa** returned a deflected pass 20 yards for a score against OSU in 2016, and **ILB Kenneth Olugbode** had the one before that, racing 60 yards for a score in a 27-24 overtime win over Colorado State in 2015. That was the first in eight years, going back to 2007, when redshirt frosh **CB Jimmy Smith** had a 31-yard return that cut Nebraska's lead to 35-31 early in the second half and was the impetus to a 65-51 comeback win. Prior to that was another spectacular one: **ILB Marcus Burton** returned a pick 99 yards at Oklahoma State in 2005, preserving CU's shutout in the waning seconds of the game. Three did it in 2004: **OLB Brian Iwuh** did it off the bat when he made his first career pick and returned it 37 yards for what proved to be the winning touchdown against Colorado State in the season opener; a week later, **Joe Sanders**, plucked off a ball against Washington State and raced 51 yards for six, snapping a 3-3 deadlock in the process; then versus Texas, **CB Terrence Wheatley** plucked one off and ran 37 yards for six with his first theft. Two did it in 2001: **S Medford Moorer** picked off his first career pass and returned it 64 yards for a touchdown against Texas in the Big 12 Championship game, while **CB Donald Strickland** returned his first career pick 31 yards for a touchdown just one minute into the CSU game. Frosh redshirt **CB Phil Jackson** did it in 2000, as he returned his first career INT 28 yards for a TD against Washington. **SS Rashidi Barnes** had his first one in CU's win over CSU in 1997, returning it 26 yards for a score, rallying the Buffs into a 14-14 tie early in the second half. Barnes was the fourth Buff in a 14-game span to return a first career pick for a TD—**Marcus Washington** had a 95-yard theft for a score in the '96 Cotton Bowl against Oregon; **Vili Maumau** had a 33-yard interception for six (and a Hula dance) at Colorado State in 1996; and **Nick Ziegler** stole one for a 31-yard score against Washington in the '96 Holiday Bowl. In 1992, **Dwayne Davis** returned one 31 yards for a TD in a 21-20 win at Minnesota to start this amazing run.

➤ And three did it with their first **punt returns**: **Ben Kelly** (vs. Utah State in 1998), **Jeremy Bloom** (vs CSU in 2002) and **Laviska Shenault** (2017 vs. Texas State).

BUFFALO DINOSAURS

CU's longtime radio voice, **Larry Zimmer**, wrapped up his career following the 2015 season, calling **486** CU games; a string of **251** in a row came to an end after he was hospitalized in October 2014 (and missed the final six games that year). He only missed 17 games overall; prior to the six due to illness, he had missed three bowls (two due to contracts forbidding teams to originate broadcasts), three regular season games due to travel conflicts and five road games in his final season; his 400th at CU was also the 1,000 of his professional career. In 2009, Zim was honored as the 15th recipient of the Chris Schenkel Award, which recognizes those who have enjoyed a long and distinguished career broadcasting college football at a single institution (he called a total of **570** college games, including 50 for Michigan and 34 for CSU).

OTHER DINOSAURS: **Darian Hagan** has been a part of **284** Colorado games (137 in two stints as an assistant coach, 62 as a football staff member, 35 as the Alumni C-Club director and 49 as a player); **Gary Barnett**, now an analyst with KOA, has worked **259** (106 as an assistant coach, 87 as head coach and 65 on the radio); **Mark Johnson**, who succeeded Zimmer as the voice of the Buffaloes, has called **213** games. **SID Dave Plati** has worked **480** in person (**495** overall; a streak of **410** dating from the '83 finale came to an end in the sixth game of 2017; streaks of **260** straight home games and **282** in the state of Colorado are intact). The late **Fred Casotti**, the school's longtime SID/associate AD from 1952-87, witnessed **477** CU football games (including **268** in a row at Folsom) prior to his passing in 2001. **Jon Burianek**, who retired as senior associate AD in June 2006 and then briefly rejoined the department on a contract basis in 2013, worked **444** CU football games, including a run of **415** in a row (229 of which were at home). The record by a coach is held by **Brian Cabral**, who, including his playing days (46 games), was a part of **340** (the last **294** of which were in a row); former facilities man **John Krueger** worked **325** (1980s to 2012). Then there are CU's "Super Twins," **Betty Hoover** and **Peggy Coppom**, who have been to all but handful of CU's home games – since 1940 and every single one – **358** – from 1958 through 2019 (we lost Betty in the summer of 2020; Peggy is 96). And the late **F.M. "Dutch" Westerberg** is the all-timer; the long-time season ticket holder saw *every* CU home game (**394** of 'em) from 1921 until 1999, when he passed away at the age of 94.

STAT CREW: **Jack Landon** (son of one-time presidential candidate Alf Landon) completed his 47th year as a member of the CU football stat crew in 2019; he joined the basketball crew in 1971 and then football two years later. The 10th longest person to serve on a stat crew nationally, he decided to retire ahead of the 2021 season.

NFL SCOUT WATCH

Colorado has just four players in their final year of eligibility on its 2021 roster, and as history has indicated, they will receive plenty of looks from scouts all around the National Football League; scouts/player personnel types pass through Boulder every season for a game and/or practice(s), with over three fourths of the league doing so on average every season (and 17 teams managed to scout CU in the shortened 2020 season). Thus far in 2021, CU has already been scouted in person by over three-fourths of the league (**25** teams): Arizona, Atlanta, Baltimore, Carolina, Cleveland, Dallas, Denver, Detroit, Green Bay, Houston, Indianapolis, Kansas City, Miami, Las Vegas, L.A. Chargers, Miami, New Orleans, N.Y. Jets, N.Y. Giants, Philadelphia, Pittsburgh, San Francisco, Seattle, Tampa Bay and Washington. Since the 2000 season, **1,099** NFL scouts have attended Colorado games (home, road and neutral sites). At the 2016 UCLA game in Boulder, the record for a CU game occurred: **31** scouts from 20 teams were in attendance for the game (next most: 20 for USC in 2017).



PLAYING ON SUNDAY: IN-THE-PROS

There are **18** former Colorado Buffaloes on the current 2021 National Football League rosters (as of Oct. 31; 23 started out in camps, 18 were on final rosters in 2020). Colorado has had **269** players all-time go on to make an active NFL roster and **276** all-time draft picks, which ranks as the fourth most among Pac-12 programs and 23rd overall. CU had continually been one of the top 20 producers for the last quarter century of NFL talent and at one time in the late 1970's had the most active players (**47**) of any school in the nation. The last time Colorado was in the top 10 in players produced was in 2002 (10th, 29). The active list (KEY: **Exp.**—denotes number of years in the league including 2021; **I**—on injured reserve/physically unable to perform; **P**—practice squad):



Player	Pos.	Team	Exp.
Chidobe Awuzie	CB	Cincinnati Bengals	5
David Bakhtiari	OT	Green Bay Packers	9
Ken Crawley	CB	New Orleans Saints	6
Mason Crosby	PK	Green Bay Packers	15
P -Kabion Ento	CB	Green Bay Packers	2
P -Arlington Hambright	OT	Chicago Bears	2
Phillip Lindsay	RB	Houston Texans	4
P -Steven Montez	QB	Detroit Lions	2
I -Daniel Munyer	C/OG	Tennessee Titans	7
Isaiah Oliver	CB	Atlanta Falcons	4
Laviska Shenault	WR	Jacksonville Jaguars	2
P -Will Sherman	OT	New England Patriots	R
Jimmy Smith	CB	Baltimore Ravens	11
Nate Solder	OT	New York Giants	10
Davion Taylor	OLB	Philadelphia Eagles	2
Josh Tupou	DT	Cincinnati Bengals	4
P -Juwan Winfree	WR	Green Bay Packers	2
Ahkello Witherspoon	CB	Pittsburgh Steelers	5

IN CAMPS BUT WAIVED

Player	Pos.	Team	Exp.
Delrick Abrams	CB	Atlanta Falcons	2
Tony Brown	WR	Washington Football Team	2
Devin Ross	WR	New England Patriots	2
Alex Tchangam	LB	Seattle Seahawks	R
Tedric Thompson	SS	Tennessee Titans	5

COACHES			
Name	Pos.	Team	Tie To Colorado
Klayton Adams	TE	Indianapolis	Asst. Coach, 2013-18
Eric Bieniemy	OC/RB	Kansas City	Player, 1987-90; Asst. Coach, 2000-02, '11-12
Joe Bleymaier	WR	Kansas City	Quality Control, 2013-15
Tom Cable	OL	Oakland	Asst. Coach, 1998-99
Moses Cabrera	Str/Cond	New England	Asst. S&C Coach, 2010
Matt Daniels	ST Asst.	Dallas	Grad Asst., 2017
Jon Embree	AHC/TE	San Francisco	Player '83-86/Asst. Coach '91-02 Head Coach 2011-12
Taylor Embree	RB	N.Y. Jets	Asst. Coach, 2020
Nick Holz	Off. Asst./WR	Oakland	Player, 2003-06
Vance Joseph	Def. Coord.	Arizona	Player, 1990-94 Asst. Coach, 2002-03
T.C. McCartney	Off. Asst.	Cleveland	Grad Asst., 2012-13
Chris Morgan	Asst./OL	Pittsburgh	Player, 1995-99
Kennedy Polamalu	RB	Minnesota	Asst. Coach, 1997-98
Robert Prince	WR	Houston	Asst. Coach, 2010
Chris Strausser	OL	Indianapolis	Asst. Coach, 2006
Troy Walters	WR Asst.	Cincinnati	Asst. Coach, 2013-15

PLAYER PERSONNEL/DEVELOPMENT

Name	Team (Position)	Tie To Colorado
Malcolm Blacken	Washington (Sr. Dir., PD)	Strength Coach, 2011-12
Jordan Dizon	Denver (Scout)	Player, 2004-07/Butkus runner-up
Duke Tobin	Cincinnati (Dir., PP)	Player, 1992-93

CANUCKS: Two former Buffs are in the Canadian Football League, **S Afolabi Laguda** (Edmonton), **DL Chris Mulumba** (Hamilton).

DAD PLAYED ON SUNDAYS: Five players are the sons of former NFL players: **TE Caleb Fauria** (father and former Buff Christian played 13 seasons for four teams); **RB Alex Fontenot** (father Albert played 10 seasons with three teams); **ILB Marvin Ham II** (father Marvin, Carolina); **WR Brenden Rice** (father Jerry played 20 seasons for three teams, 16 with San Francisco); **WR Dimitri Stanley** (father Walter, played eight seasons with five teams).

COLORADO HIGH SCHOOL COACHES: Six former Buffaloes are serving as high school head coaches in the state; the five who head prep programs: **Matt Flavin** (Buena Vista), **Dave Logan** (Cherry Creek), **Spencer Colter** (Denver East), **Dusty Sprague** (Holyoke), **Scott Yates** (Kent Denver) and **DaVaughn Thornton** (Vista Peak). **Marcus Washington** is a defensive coordinator (Adams City), and three are assistants at Arapahoe: **Tyler Brayton**, **Jay Leeuwenburg** and **Paul Rose**.

ALL-TIME CU PRO NOTE: How good was CU's 1994 offense? Ten of the 11 starters were drafted into the NFL (Tony Berti, Rae Carruth, Christian Fauria, Heath Irwin, Chris Naeole, Rashaan Salaam, Kordell Stewart, Bryan Stoltzberg, Derek West and Michael Westbrook), with the 11th signing as a free agent (Lepis). All played, and three even remained on NFL rosters some 11 years later. And six of the '94 defensive starters wound up playing professionally as well.


CROSBY WATCH

PK Mason Crosby ('06) is the Green Bay Packers' all-time leading scorer both for the regular season and the regular and postseason combined; assuming the top spot in 2015. Through games of Oct. 31, he has scored **1,742** points in **232** regular season games (now **15th** in NFL history) and **159** in 22 playoff games (fourth all-time) for a total of **1,901** (he also made an NFL record 23 straight field goals in the postseason). Crosby also holds both Packers' field goal marks: **358** regular season (**19th** all-time) and **30** postseason (fifth all-time); his **668** extra points made are tied for **eighth** all-time (**69** in the postseason are third) and recently had a personal best streak of **31** straight field goals made (regular season and playoffs combined). He is second all-time on the points and field goal (and third on the PATs made) charts for players who have/had spent their career with just one team. Crosby, of course, is CU's all-time leading scorer with **307** points.

➔ **200-PLUS.** Crosby, with **232** NFL games under his belt (tied for **111th** all-time), is the second Buffalo to participate in 200 pro games, as he is chasing **OT Stan Brock** ('79) for the most-ever by a CU alum. Brock appeared in **234** games (223 starts; **97th** and **38th**, respectively, all-time) in his career that spanned 16 seasons with New Orleans (1980-92) and San Diego (1993-95).

➔ How many players have led a professional team and their college alma mater in scoring (regular season and playoffs combined)? The list is short (six including Crosby): **PK Jason Elam**, Denver Broncos/Hawai'i (1,870/395); **PK Stephen Gostkowski**, New England Patriots/Memphis (1,875/369); **PK Martin Gramatica**, Tampa Bay Buccaneers/Kansas State (640/349), **WR Jerry Rice**, San Francisco 49ers/Mississippi Valley State (1,244/310); and **PK Jeff Wilkins**, St. Louis Rams/Youngstown State (1,300/373).

➔ **ALL-TIME FWAA ALL-AMERICAN TEAM:** The Football Writers Association of America placed Crosby on the second-team of its All-Time All-America Team, announced in conjunction with the group's 75th anniversary in August 2015.



**O-LINEMEN PIPELINE TO THE NFL**

CU has been a solid conduit to the NFL League when it has come to offensive linemen and the research below indicates CU may very well be a place to go if an offensive lineman wants to take it to the next level. Dating back to the 1991 NFL draft, or the '87 recruiting class, **30 of 47** players who started at least two years on the Buff offensive line were either drafted or signed as free agents. The list is impressive (with four others who started just one season):

Full Years				Full Years			
Player	Pos	As A Starter	NFL (Round or FA)	Player	Pos	As A Starter	NFL (Round or FA)
Will Sherman	T	(3) 2018-20	New England (6)	Brad Bedell	G	(2) 1998-99	Cleveland (6)
Stephane Nembot	T	(4) 2012-15	Baltimore (FA)	Shane Cook	T	(2) 1998-99	New Orleans (FA)
Daniel Munyer	C/G	(3) 2012-14	Kansas City (FA)	Ryan Johanningmeier	G/T	(3) 1997-98-99	Atlanta (FA)
David Bakhtiari	T	(3) 2010-12	Green Bay (4)	Melvin Thomas	G/T	(3) 1995-96-97	Philadelphia (7)
Ryan Miller	G	(5) 2007-11	Cleveland (5)	Chris Naeole	G	(3) 1994-95-96	New Orleans (1)
Nate Solder	T	(3) 2008-10	New England (1)	Heath Irwin	G	(3) 1993-94-95	New England (4)
Daniel Sanders	G/C	(3) 2006-08	St. Louis (FA)	Bryan Stoltenberg	C	(4) 1992-93-94-95	San Diego (6)
Edwin Harrison	G/T	(3) 2005-07	Kansas City (FA)	Derek West	T	(3) 1992-93-94	Indianapolis (5)
Tyler Polumbus	T	(3) 2005-07	Denver (FA)	Tony Berti	T	(2) 1993-94	San Diego (6)
Brian Daniels	G	(4) 2003-06	Minnesota (FA)	Jay Leeuwenburg	C	(3) 1989-90-91	Kansas City (9)
Mark Fenton	C	(3) 2004-06	Denver (FA)	Mark VanderPoel	T	(3) 1988-89-90	Indianapolis (4)
Clint O'Neal	T	(2) 2004-05	Washington (FA)	Joe Garten	G	(4) 1987-88-89-90	Green Bay (6)
Sam Wilder	T	(2) 2003-04	Dallas (FA)	One-Year Starters:			
Marwan Hage	G/C	(3) 2001-02-03	Jacksonville (FA)	Arlington Hambricht	OT	(1) 2019	Chicago (7)
Wayne Lucier	G/C	(2) 2001-02	N.Y. Giants (7)	Tom Ashworth	T	(1) 2000	New England (FA)
Justin Bates	T/G	(3) 2000-01-02	Dallas (7)	Ben Nichols	G	(1) 1998	Atlanta (FA)
Andre Gurode	G/C	(3) 1999-00-01	Dallas (2)	Ariel Solomon	T	(1) 1990	Pittsburgh (10)
Victor Rogers	T	(3) 1999-00-01	Detroit (7)				

A LONG LINE OF WALK-ONS HAVE RISEN TO FIRST-TEAM AT COLORADO

After the NCAA reduced the number of scholarships from 95 to 85 (completed in 1992), more and more players have had to make their bones starting as walk-ons. Here's a short list (41 count) of some of the standout former and current walk-ons who rose to first-team status at Colorado:

Player	Pos.	First Season	Letters	Notes
Willie Beebe	FB	1978	4L	Solid blocker who scored nine career touchdowns as a bruiser near the goal line
Kyle Rappold	NT	1985	3L	Known as the "trash compactor" for his stature, the Fort Lewis transfer clogged the run
Jeff Campbell	WR/KR	1986	4L	Earned scholarship second day of freshman camp; played five years in the NFL
Ken Culbertson	PK	1986	3L	Scored 98 points in CU's 11-0 run in '89 season, making 59-59 PAT and 11-17 FG
David Gibbs	CB	1986	4L	Solid corner and special teams performer; enjoying a log coaching career in college and the NFL (now with UCF)
Mark Henry	WR	1987	3L	Big play guy with 18 career catches for 416 yards, or 23.1 per catch
Robbie James	WR	1987	1L	Threw TD pass on third down FG fake at Oklahoma State to lead CU to 16-12 win in 1991
Charles Johnson	QB	1987	2L	Often subbed for an injured Darian Hagan, earning Orange Bowl MVP honors in '91 vs. Notre Dame
Erik Norgard	C	1987	2L	Walked on in the spring after transferring from Western Washington; All-Big 8 as a senior
Chris O'Donnell	LB/SN	1987	4L	Solid as a rock at long snapper on special teams all four years
Keith Miller	FB	1992	2L	From tiny Ovid, Colo., he was a solid blocking back. Now an opera singer with the MET.
Ryan Black	SS	1993	4L	Led team in tackles as a junior in 1996 with 154 (78 solo)
Ryan Sutter	FS	1993	3L	CU's all-time special team points leader, led Buffs in tackles (170, 98 solo) in 1997
Neil Voskeritchian	PK	1993	2L	Won the starting placekicker job in 1994, finished career ninth in scoring at CU (161 points)
Nick Pietsch	P	1996	4L	Led CU in punting in 1997-98-99, finished with a career average of 39.9
Beau Williams	TE	1998	2L	Primarily a blocking tight end, played a big role on CU's 2001 Big 12 title team
D.J. Hackett	WR	2001	2L	Walked on after CS-Northridge dropped football; led CU in receiving in '03, four-year NFL veteran
Tom Hubbard	FS	2001	2L	Defensive MVP of the 2004 Houston Bowl with two interceptions
Evan Judge	WR	2001	4L	Caught 69 balls for 903 yards to finish in top 20 in receiving yards
John Torp	P	2001	3L	Finished second for the '05 Ray Guy Award; set a school records with 205 punts, 65 inside the 20
Paul Creighton	TE	2002	4L	Also saw action at FB, he primarily was a
Greg Pace	SN	2002	4L	Took over all special team snapping chores early as a freshman and handled through senior year
Joel Klatt	QB	2003	3L	Former infielder in Padres organization went on to set 44 CU passing and total offense records
Cody Crawford	WR	2004	3L	Has cracked the school's all-time lists in catches and yards
Jeff Smart	ILB	2005	4L	Earned a scholarship 3 games into the 2007 season, first LB to do so under Cabral; second most tackles by a WO
Scotty McKnight	WR	2006	4L	First freshman WR to ever lead CU in receiving (43-488, 4 TD), finished first in career receptions and third in yards
Aric Goodman	PK	2008	3L	In his first season, he was awarded a scholarship after making the game-winning FG versus West Virginia
Jason Espinoza	WR	2008	3L	Suffered two breaks to his collarbone in '08, playing briefly in-between; co-first team WR in '09
Dustin Ebner	WR	2009	3L	Primarily on special teams until his senior year, when he became a regular in the rotation and caught his first TD pass
Keenan Stevens	C	2009	2L	Pressed into duty in the season opener due to injury, he soon became a fixture and started 10 games
Alex Wood	FB	2009	2L	Hybrid tight end/fullback worked exceptionally hard and became the first player from Steamboat to start in decades.
Scott Fernandez	TE	2010	2L	Ascended to the top of the depth chart his senior year ('13); first career catch was fifth longest (71 yards vs. UA).
Travis Sandersfeld	DB (N)	2010	4L	One of the CUs top perennial special teams performers, he emerged as the starting nickel back for 5 games in 2010
David Goldberg	DE	2011	3L	Coaches cited how hard he worked daily in practice and assumed a starting spot midway through his senior year
Darragh O'Neill	P	2011	4L	Had more punts (74) than any other freshman at CU, with his 42.3 average second best by a frosh in the NCAA
Ryan Moeller	FS	2013	4L	Starred at Rifle HS in the middle of the Colorado Rockies, top special teams performer and had 14 UT in first start
Colin Johnson	H	2015	1L	He earned the holder position in spring drills
T.J. Patterson	H (QB)	2016	1L	He earned the holder position in spring drills
J.T. Bale	SN	2016	3L	He earned the snapping job (long and short) in August camp
Josh Goldin	H (QB)	2018	1L	He joined the team after serving as a student equipment manager and handled the holding chores for 9 games
Brady Russell	TE	2018	3L	The nephew of CU's Butkus Award winning linebacker Matt ('16), he caught the coaches attention early.
Jack Shutack	OG	2019	1L	He transferred to CU from Rutgers and played sporadically until earning his first start at Washington State in 2019
Derek Bedell	SN	2020	1L	The nephew of OG Brad Bedell ('98-99), he assumed the top snapping job (long and short) in game 2 in 2020



STAT SHOTS

Here are some interesting statistical bullets about Colorado football:

- ➔ **30+.** In its history, Colorado is **330-29-1** when scoring 30 or more points (**2-0** in 2021, **22-6** over the last five years), with records of **234-9** with 35-plus points and **217-7** with 36-plus, **199-5** with 38-plus and **112-2** with 43 or more tallies. The seven losses with 36 or more points came to Air Force (58-35 in 1968), Oklahoma (82-42 in 1980), Stanford (41-37 in 1993), Toledo (54-38 in 2009), Kansas (52-45 in 2010), Utah (42-35 in 2012), California (59-56 in 20T in 2014) and Arizona in 2017 (45-42). CU has played **1,275** games in its history, registering point totals of every number between 0 and 70 except 1 (duh!) and 68, and 75 and 109 above that mark.
- ➔ **30 points / 3 TDs.** CU has scored 30 or more points in **162** of its last **378** games, posting a **137-24-1** record; the Buffs have scored at least three touchdowns in **246** of these games dating to the start of 1989; in this time frame, CU is **30-114-2** when held to two or fewer touchdowns.
- ➔ The most common point total CU has scored in winning a game are **27** and **31** (34 times each), followed by **20** (32 times); in losing a game, it's **0** (92 times, but the bulk of those—63—were prior to the end of World War II); otherwise, it's **7** (57 times).
- ➔ Colorado is **126-131-3** in its last **260** league games: within this record is a 25-game span in which CU did not lose a conference game, the fourth longest streak all-time in the Big Eight (1958-1995). Colorado was 23-0-2 during that run.
 - ➔ Colorado, however, is only **24-66** as a member of the Pac-12.
- ➔ For years, the mark of a strong CU team was that the Buffaloes routinely averaged six or more yards on first down. Technically the last time the Buffs averaged six or more for a season was in 2001, their Big 12 Championship year (**6.7**; CU did average **5.98** per first down play in 2016). Colorado did it six times between 1989 and 1997, including a team record best of **7.2** in both 1989 and 1994.
 - ➔ Since 1966, CU has averaged less than **4.3** just seven times (last in 2012) and less than 4.1 once—3.5 in 1979. In 2012, the Buffs averaged **4.25** yards on first down, the lowest since that 3.5 figure in 1979.
 - ➔ The 2016 Buffs had their best average on first down in years with that **5.98** figure, their best since 2001 (6.7). CU had a strong year in 2019, averaging **5.69** yards on **369** first down plays, but it dropped back down to **4.83** in the pandemic-shortened 2020 campaign.
 - ➔ In **2021**, the Buffs averaged **5.42** yards on **31** first down plays against Northern Colorado (though **28** of those were rushes and CU never threw deep) ... but just **3.75** on the 160 plays since.
- ➔ Dating back to the fifth game of the 1999 season, an OT win over Missouri, the Buffs have **67** scores by return, or non-offensive scores, in the last 23-plus seasons (highs of eight in 1999 and 2002). Since the '95 opener and including postseason, CU has **87** scores by return in **317** games (80 regular season, seven in bowls). The last two came against Arizona this year (TD returns via interception and a blocked punt).
- ➔ **200/200.** Colorado has accomplished the 200 "double-double," that is 200 yards both rushing and passing **55** times in the last **342** games, dating to 1993), having accomplished it **1** time under Dorrell (**1-0**). CU averaged over 200 in each for the season in 1993, 1994 and in 2001 (and threatened to do it in 2016). The Buffs are **53-8** since 1981 when they have reached the 200 plateaus in both and **61-11** overall. *Prior to '93, CU accomplished the feat only 19 times in its first 929 games in its history.*
- ➔ **600+.** Colorado is **17-1** all-time in games when it has gained 600 or more yards on offense; the first and only loss was in 2014 when the Buffs had 630 in a 59-56 double overtime loss at California on Sept. 27, 2014. CU is **0-0** under Dorrell; the last two games with 600-plus were against Nicholls State in 2015 and Washington State in 2016.
- ➔ **500+.** Colorado is **15-8** in games when it has gained 500 or more yards on offense since it joined the Pac-12 conference, **8-7** in Pac-12 games. All-time (since 1946 when records are available), the Buffs are **86-14** with at least 500 yards of total offense. CU is **1-0** under Dorrell.
- ➔ **Grass.** Colorado is **105-110** in its last **215** games on grass, including a **69-65** mark at home (**19-12** in the last 31 games at Folsom), dating back to the 1999 season when Folsom Field converted back to grass.
- ➔ **Artificial Turf.** Colorado is **101-70-3** in its last **174** games on non-grass fields dating back to 1989, including a **66-53-3** mark in conference games. CU is **2-3** on the fake stuff under Karl Dorrell.
- ➔ **Goal-to-Go Situations.** Over the last seven seasons, the Buffs have scored in **150** out of **164** situations when it has been first-and-goal. This includes **121** touchdowns and **29** field goals, thus the TD percentage is **73.8** and the overall percentage is **91.4**. The **14** non-scores: seven fourth down misses, four missed field goals (from 26, 28, 31 and 33 yards) and three turnovers.
- ➔ **No Turns or Sacks.** Dating back to 1972, Colorado is **19-4** in games when not allowing a sack or committing a turnover (**1-1** under Tucker, including his first game as coach, the 52-31 win over Colorado State). In these 23 games, the Buffs have outscored the opponent by **905-509** (only seven games decided by less than 17 points).
- ➔ **Turnover Free.** Colorado has played **93** turnover-free games dating back to the 1946 season, owning a record of **60-29-4** in those games (**2-1** in bowls). Under Dorrell, CU is **3-2**.
- ➔ **Time Spent In The Lead.** The Buffaloes held leads in 11 of 14 games in 2016 (two-score leads in 10 of those), and were ahead for a total of **457:20** on the season. That's the second-most by a hair in the 26 years CU has tracked the stat (CU led for 458:01 in 1996—a 12-game season including the bowl). In 2017 and 2018, CU held the edge up until both season finales, the opponent owning edges of 16:43 in 2017 and 12:32 in 2018. In 2019, CU led just **34.7** percent of the time, over 100 minutes behind the opponent.
 - ➔ In 2021, CU has led for **142:00**, but went over 200 minutes between leads from the end of the Texas A&M game in week two until Arizona in week six.
- ➔ The Buffs averaged **439.2** yards per game in 2016, in part thanks to a school record eight games in a row with **400** or more, with an average **284.6** yards through the air. Colorado has averaged 400 or more yards per game over the course of an entire season 16 times (last in 2017), with the school record of 495.3 set during the 1994 season. CU was averaging over 400 through 10 games in 2018 and through 11 in 2019 but finished just below both seasons.
 - ➔ CU had six games in 2019 with 400 or more yards (high of 520).
 - ➔ The Buffaloes have averaged over 300 yards passing in a season just once — 303.5 — in 1996, and came close the year before (297.2) and in 1992 (297.4); otherwise, CU has thrown for 250 or more per game just four times, including 2014 and 2016 (254.4).
- ➔ CU rarely folds when the opponent is faced with a 3rd-and-20 or longer. Dating back to 1993, opponents are just **5-of-134** on 3rd-and-20 or more. The Buff defense have had streaks of 51 and 30 in this span (Stanford is the last team to convert one, in 2011; the opponent is now **0-of-25** since). The CU offense is **13-of-153** when it's faced with 3rd-and-20 plus in the same span (**0-of-12** since last converting on a 3rd-&-27 in the '16 Alamo Bowl against Oklahoma State).
- ➔ **Plus Territory.** CU has scored **18** times (14 TD/4 FG) in **19** trips into the Red Zone (penetrating the 20); but the other 17 times it has crossed into plus territory have ended on downs (7), punts (8) and the clock (2).
- ➔ CU has scored in only **16** of **32** quarters this season (20 of 24 in 2020) and in **137** of **200** quarters dating back to the start of the 2017 season).



TRENDS I

1985-PRESENT

Since 1985, when the Buffs returned to their traditional winning ways after six frustrating years from 1978-84, corresponding with coach **Bill McCartney** switching to the wishbone, Colorado is **234-203-4**; in these 441 games spanning the last 37 seasons, CU has posted the following records (including bowls):

◆ with 400-plus yards total offense	137-42-2	◆ when holding opponent to 17 points or less	134-20-1
◆ with 500-plus yards total offense	66-13-0	◆ when holding opponent under 100 yards rushing	114-19-1
◆ when rushing for 200-plus yards	130-19-1	◆ when holding opponent under 300 yards total offense	109-22-1
◆ when rushing for 250-plus yards	91- 6-1	◆ when scoring first	154-61-1
◆ when rushing for 300-plus yards	57- 2-1	◆ when leading at halftime	185-38-2
◆ when rushing and passing for at least 200 yards	51- 8-0	◆ when leading after three quarters	192-28-3
◆ when out-rushing the opponent	202-39-3	◆ when scoring 30 or more points	150-23-1
◆ when converting 50 percent or better on 3rd down	94-18-1	◆ when held to 13 points or less	4-73-0
◆ when punting three or fewer times	79-29-1	◆ with a 100-yard rusher and receiver	35-10-0
◆ with zero turnovers (178-92-2 with two or fewer)	52-26-2	◆ when not committing a turnover or allowing a sack	19- 4-0
◆ when scoring 40 or more points (19-2 since joining Pac-12)	84- 3-0	◆ when holding edge in 1st downs & possession time	135-39-2

TRENDS II

ASSORTED TIMELINES

A look at some Colorado records in games over assorted periods of time:

Since Start of 1892 Season (or all-time):

➤ with a 100-yard rusher and receiver	38-11
➤ when scoring 43 or more points	126- 2

Since Start of 2001 Season:

➤ when opponent has under 100 yards rushing (18-4 last 22)	48-17
➤ when opponent scores 17 points or less (26-1 last 27)	52- 6
➤ when rushing for 250-plus yards (13-1 300-plus)	32- 2
➤ with 500-plus yards total offense (3-1 with 600-plus)	28- 9

Since Start of 2013 Season:

➤ when rushing for 200-plus yards	21- 6
➤ when rushing and passing for at least 200 yards	14- 5
➤ when holding opponent under 300 yards total offense	19- 1
➤ with a 100-yard rusher	22- 8
➤ with a 100-yard rusher and receiver	12- 3
➤ when leading at halftime	31-12
➤ when scoring 30 or more points	29-12
➤ when leading after three (3-45 trailing, 4-1 tied)	34- 7

TURNOVER ANALYSIS / DORRELL ERA

Most head coaches believe that when it comes to turnovers, they are one of the single most important factors in winning or losing ball games. Statistics usually back up the argument, thus the numbers under Karl Dorrell. A closer look:

Dorrell Era	Turnovers Committed	Turnovers Forced	+/-	Scoring Off Turnovers PF	PA	+/-
6 WINS	5	10	+ 5	35	10	+25
8 LOSSES	12	4	- 8	15	37	-22
14 GAMES	17	14	- 3	50	47	+ 3

POST BYE WEEKS

Colorado is **31-24** in games following a bye week in the post-World War II Era (or since 1946); after the Buffaloes joined the Big Seven Conference in 1948, CU stopped playing Denver in an annual Thanksgiving game that year and byes became much rarer. In fact, the Buffs had just five bye weeks between 1948 and 1984 (going 3-2; one was created in 1963 after the assassination of JFK). Since 1985, CU has had at least one bye in 32 of 35 seasons, with two weeks off 12 of those years (including 2019) and one season with three idle Saturdays (2001, due to the Sept. 11 terrorist attacks). CU is **27-21** in games following byes dating back to 1985, which includes a **5-6** mark as a member of the Pac-12 (losing to Arizona State in 2012, at Oregon State in 2013, at USC and Oregon in 2014, at Utah in 2017 and to Arizona in 2019; and wins over UCLA in 2016 and 2018, Washington in 2019 and San Diego State in 2020).

TOUCHDOWNS ON FIRST CAREER TOUCH

Five players in the last six years have scored a touchdown on their first career touch, with two on the current: in 2018, **WR Daniel Arias** caught a 37-yard pass from QB Steven Montez to become the 16th known player to do so in CU history (he did so in his hometown, making it even more special). **S Trevor Woods** joined the list as the 17th to do so when he returned a blocked punt against Arizona this season. Not including those players whose first career interception were returned for scores (*see elsewhere in these notes*), here's a list of known players in CU history that scored a TD the first time they touched the football:

Player	Date	Opponent	Score	How	Player	Date	Opponent	Score	How
Lamar Meyer	Sept. 18, 1954	DRAKE	W 61-0	26 pass from Frank Bernardi	Jeremy Bloom	Aug. 31, 2002	Colorado State	L 14-19	75 punt return
Gerry Leahy	Sept. 25, 1954	COLORADO ST.	W 46-0	8 pass from Homer Scott	DaVaughn Thornton	Nov. 6, 2010	at Kansas	L 45-52	12 pass from Cody Hawkins
Leon Mavity	Sept. 30, 1961	OKLAHOMA ST.	W 24-0	60 punt return	Scott Fernandez	Nov. 10, 2012	at Arizona	L 31-56	71 pass from Connor Wood
Chuck Morris	Nov. 25, 1961	IOWA STATE	W 34-0	12 pass from Pat Young	Jay MacIntyre	Sept. 26, 2015	NICHOLLS STATE	W 48-0	38 pass from Sefo Liufau
Roger Wissmiller	Oct. 20, 1962	at Iowa State	L 19-57	2 pass from Frank Cesarek	Kabion Ento	Sept. 10, 2016	IDAHO STATE	W 56-7	69 pass from Steven Montez
Larry Ferguson	Sept. 15, 1973	at Louisiana State	L 6-17	37 run	Laviska Shenault	Sept. 9, 2017	TEXAS STATE	W 37-3	55 punt return
Mike Kerin	Sept. 27, 1975	WICHITA STATE	W 52-0	32 pass from Jeff Austin	Daniel Arias	Oct. 20, 2018	at Washington	L 13-27	27 pass from Steven Montez
Craig Keenan	Sept. 25, 1982	WYOMING	L 10-24	1 run	Trevor Woods	Oct. 16, 2021	ARIZONA	W 34-0	36 blocked punt return
James Kidd	Sept. 11, 1993	BAYLOR	W 45-21	25 pass from Vance Joseph					

SOUTH PARK RALPHIE INTRO

Most know that the creators of Comedy Central's popular *South Park* are University of Colorado alums: **Trey Parker**, **Matt Stone** and animator **Eric Stough**. Trey voices **Eric Cartman**; he teamed with Eric this summer to create a short (roughly 20 seconds) vignette that debuted during the countdown to kickoff prior to the 2014 Arizona State game. It's been a hit since, especially among the CU student section. Cartman is seen in his usual garb and he introduced Ralphie before the real buffalo led the Buffs on the field.





2021 ANNIVERSARIES

The annual listing of what happened years ago, or anniversaries of 5, 10 and 25-year increments:

- 1891** (Nov. 26) After going 0-4 in its first season of intercollegiate football the previous year, and dropping the first four games in '91, Colorado earns its first-ever win in the sport with a 24-4 win on the road against the Colorado Springs Athletic Association.
- 1896** Colorado records its first undefeated season with a 5-0-0 mark, outscoring the five opponents 161-6.
- 1901** After a one-year absence, Fred Folsom returns for his second of three stints as CU head coach, piloting the Buffs to a 5-1-1 mark.
- 1906** Colorado posts perhaps its weirdest record in its football history: 2-3-4, the four ties all of the scoreless variety. CU scored just 28 points but allowed only 32.
- 1911** The third of three 6-0 teams in a row while establishing the school's all-time winning streak of 21 games between 1908 and 1912. Colorado outscores the six opponents 88-5, allowing one field goal on defense and a safety for the only points.
- 1916** The first year of the post-Fred Folsom Era, as CU's legendary coach retired following the 1915 season; Bob Evans takes over but the Silver & Gold go 1-5-1.
- 1921** (Oct. 29) CU travels its furthest east for a football game, some 926 miles, but lose 35-0 at the University of Chicago, then a powerhouse in college football; the only longer trip at the time in program history was a 1915 game against Washington in Seattle, 999 miles from the CU campus. Trains took CU to both locales.
- 1926** CU opens the year with four straight home games, only done three times since (1937, 1943 and 1978 – in all of which the first five were at Folsom Field).
- 1931** (Nov. 26) Colorado defeats Arizona in Tucson, 27-7, on Thanksgiving, the last time (and of three total) Thanksgiving Day games CU has played out of the state.
- 1936** (Nov. 7) **Byron White** sets a then-school record by scoring 25 points (4 TD, 1 PAT) in a 31-7 win at Utah. White sets up his All-America season the following year by rushing for 643 yards with 1,339 all-purpose yards and 10 touchdowns.
- 1946** Jim Yeager reassumes head coaching position after serving in World War II for two years. An Oct. 12 win at Wyoming (20-0) was played in a blizzard.
- 1951** (Nov. 17) Colorado drills Nebraska in Lincoln, 36-14, in the program's first-ever televised game. **Bill Stern** (play-by-play) and **Ray Michael** (commentary) call the game, produced independently and aired regionally on NBC.
- 1956** (Nov. 4) After giving Oklahoma fits most of the decade, the Sooners roll into Boulder ranked No. 1 in the nation, CU's first-ever against the No. 1 team, and it appears the Buffaloes might finally break through. CU builds a 19-6 halftime lead, only to see OU rally with 21 second half points for a 27-19 win. The Buffs go on to finish 4-1-1 in the Big 7, earning the invitation to the Orange Bowl where CU beat Clemson, 27-21, for the first bowl win in school history.
- 1961** Colorado won its first Big 8 Conference championship, its first league title since 1942 (when it shared the Mountain States crown). The two biggest wins were a 20-19 win over Kansas (after trailing 19-0 early in the fourth quarter), and a 7-6 win over No. 10 Missouri. A 7-0 win at Nebraska remains to this day one of the school's all-time defensive gems: the Buffs held Nebraska to 31 total yards and zero first downs. CU reached No. 6 in the polls but lost to No. 4 LSU in the Orange Bowl, 25-7. **Joe Romig** is named an All-American for the second straight year and earns the Rhodes Scholarship.
- 1966** Colorado finished second in the Big 8 Conference race with a 5-2 mark (7-3 overall), the two league setbacks by a combined three points, 11-10 at Oklahoma State and 21-19 against Nebraska. After losing 24-3 to open the season at No. 20 Miami, the Buffaloes bounce back and win at No. 10 Baylor, 13-7, in a game where CU was on a mission to win after its black players were subject to racist taunts, including on a pregame radio show piped into the team lockerroom.
- 1971** Artificial surfacing makes its debut in Boulder on Sept. 18 versus Wyoming, as an AstroTurf carpet blanketed Folsom Field; fittingly, it snowed two feet that day and likely prevented cancellation of the game. CU's stunning road upsets of No. 9 Louisiana State and No. 6 Ohio State paved the way for a 10-2 season, as the Big 8 owned the top three spots in the final Associated Press poll after the bowls. With Nebraska (#1), Oklahoma (#2) and Colorado (#3), it was the first and to date only time in history one conference has occupied all top three positions at the end of the year. **Charlie Davis** rushes for a then-record 1,386 yards for the season, including a still-record 342 against Oklahoma State on Nov. 13, while **Cliff Branch** returns an NCAA record four punts for touchdowns. CU caps its first 10-win season with a 29-17 win over No. 15 Houston in the Astro-Bluebonnet Bowl.
- 1976** Colorado won its second Big 8 Conference title with a 5-2 league record; the Buffs were tied with Oklahoma and Oklahoma State, but CU earned the title via tiebreaker by virtue of its wins over the Sooners (42-31) and Cowboys (20-10). Nine players off the '76 team would be selected in the following spring's NFL Draft, including five in the second round in an 18-pick span between Nos. 35 and 52.
- 1981** The Buffs were 3-8, winning their season opener (45-27 over Texas Tech), homecoming (11-10 over Oklahoma State) and season finale (24-21 against Kansas State). Coach Chuck Fairbanks would resign the following June 1 to take a similar job with the New Jersey Generals of the fledgling USFL.
- 1986** Fresh off a season where CU won the NCAA Most Improved Team Award (+5½ games over a 1-10 record in 1984), the Buffaloes open up a disappointing 0-4, the last three of those losses by a combined eight points. CU rallies to win its next five, including a 20-10 win over No. 3 Nebraska which many refer to as the "Turning Point" in the Coach Bill McCartney Era. That run set up a battle for first place in the Big 8 and the Orange Bowl berth that went with it against Oklahoma on Nov. 15. But the Sooners end the dream with a 28-0 win in Boulder, in a game where OU did not attempt a single pass.
- 1991** Colorado ties for a third straight Big 8 title with a 6-0-1 mark, as a Nov. 2 tie with Nebraska (19-19) ends a 19-game winning streak in conference play, dating back to the '88 finale. **Lamont Warren** rushes for 830 yards, to this day a single-season best by a CU freshman, and in one of the most daring personnel moves since the days of platoon football, coach **Bill McCartney** plays his starting quarterback, senior **Darian Hagan**, as the team's top punt returner so he can better showcase his talents for professional football.
- 1996** A 33-21 win over Washington gives CU a 10-2 record, its third consecutive 10-win season for the first time in school history. It was also the inaugural season of the Big 12 Conference, and Colorado won its first league game, 24-10, at Texas A&M in a game where the Buffs had the quickest score from scrimmage in their history: after **Ryan Sutter** recovered an A&M fumble on the opening kickoff, **Rae Carruth** scored on a 28-yard end around just 13 seconds into the game. **Koy Detmer** set a school record with 3,156 passing yards, and the 20-4 start over his first two seasons as a college coach by **Rick Neuheisel** ranks as one of the top 5 all-time in NCAA history.
- 2001** A Sept. 15 game at Washington State was cancelled due to the Sept. 11 terrorist attacks on the east coast. CU plays in its first Big 12 Championship game and wins the title with a 39-37 win over Texas in basically a road win at Irving; a 62-36 win over Nebraska the previous week gave the Buffs their first North Division title, as **Chris Brown** rushed for 198 yards and a school-record six touchdowns. **Daniel Graham** wins the John Mackey Award as the nation's top tight end, and is named the school's sixth unanimous All-American. No. 2 Colorado plays in its first (and only) BCS game, but loses to No. 3 Oregon 38-16 in the Fiesta Bowl.
- 2006** **Dan Hawkins** named 23rd full-time head coach at Colorado; **PK Mason Crosby** repeated as first-team All-American, as he was the first placekicker at CU to earn the honor even one time.
- 2011** Colorado officially became a member of the Pac-12 Conference, joining along with Utah what was previously known as the Pacific-10; both became members on July 1, 2011. **Jon Embree** named the 24th head coach in CU football history. The Buffaloes win league titles in men's and women's cross country and claim the postseason men's basketball championship by winning four games in as many days.
- 2016** Colorado pulls off the last-to-first accomplishment in winning its first Pac-12 South Division title with an 8-1 record, though losing the league's title game to Washington. The Buffs rise as high as No. 8 in the College Football Playoff standings and earn their first bowl bid (Alamo Bowl opposite Oklahoma State) in nine years. CU defeats Arizona State, Oregon, Stanford and UCLA for the first time as members of the Pac-12.

**FIVE CU GAMES IN ESPN's TOP 150 ALL-TIME**

ESPN compiled all kinds of top lists commemorating the 150th anniversary of college football in 2019, and came out with its listing of the top 150 games. Five Buffalo games made the list (all wins); while we might not necessarily agree as in our opinion, the “Fifth Down” game could have been bumped for the 62-36 win over Nebraska in 2001, or the 21-21 tie with Oklahoma in 1952 (the Sooners’ only blemish in Big 7 play). Five out 150 is not too bad; those games:

No. 21	Ann Arbor	Sept. 24, 1994	#7 Colorado 27, #4 Michigan 26
No. 64	Miami	Jan. 1, 1991	#1 Colorado 10, #5 Notre Dame 9 (Orange Bowl)
No. 87	Columbia	Oct. 6, 1990	#2 Colorado 33, Missouri 31
No. 123	Irving	Dec. 1, 2001	#9 Colorado 39, #3 Texas 37 (Big 12 Championship)
No. 130	Boulder	Nov. 4, 1989	#2 Colorado 27, #3 Nebraska 21

Number one on the list? The true game of the century, Nov. 25, 1971, #1 Nebraska 35, #2 Oklahoma 31 in Norman, Okla.

AND OF THE TOP 150 COACHES ... CU had two on their list:

No. 87 Fred Folsom 107-28-6 (Colorado: 1895-1902 and 1908-15; 78-23-2, Dartmouth: 1903-06; 29-5-4)

Folsom enjoyed four unbeaten seasons at Colorado, including three straight from 1909-11, part of a 21-game winning streak over five seasons. That was his second tenure with the Buffs; Folsom retired from coaching in 1915 at age 42, but he continued at his chief job on the Boulder campus: He taught at the law school until 1943.

No. 144 Bill McCartney 93-55-2 (all at Colorado, 1982-94)

McCartney won seven games in his first three years at Colorado and never had a losing season again. The all-time leader in wins at the school, he won three conference championships, won the school's only national championship (in 1990) and played for the national championship in 1989. McCartney coached 1994 Heisman Trophy winner Rashaan Salaam and was inducted into the College Football Hall of Fame in 2013.

AND OF THE TOP 150 PLAYERS ... Just one Buffalo, surprisingly (was hoping for two or three (e.g. QB Darian Hagan, TB Rashaan Salaam):

No. 116 Byron "Whizzer" White (RB, Colorado, 1935-37; Rushing yards: 1,864 | Total offense: 2,538 yards | Touchdowns: 24)

White excelled on the field and in the classroom at Colorado. In 1937, the Heisman runner-up led the nation in four major statistical categories: scoring, rushing, total offense and all-purpose yards. White's record-setting 246 all-purpose yards per game stood until Barry Sanders broke the mark in 1988. White was a Phi Beta Kappa scholar and first in his class at Colorado (180 hours of A, six of B). He became a Rhodes Scholar and was No. 1 in his class at Yale. White won two Bronze Stars in Pacific combat in World War II and in 1962, President John F. Kennedy appointed him to the U.S. Supreme Court, the youngest man at the time (44 years old) to be named to the nation's highest court (approved by a voice vote).

BUFFS ON ESPN'S GAMEDAY

Colorado has hosted ESPN's College GameDay three times (Sept. 23, 1995 vs. Texas A&M, Oct. 28, 1995 vs. Nebraska, Sept. 14, 1996 vs. Michigan); the Buffs have been the visiting team on three occasions as well (Oct. 29, 1994 at Nebraska, Sept. 30, 1995 at Oklahoma, Sept. 13, 1997 at Michigan).

TRUE FRESHMAN O-LINE STARTERS

It's pretty rare when a true freshman starts on the offensive line; in fact, in Colorado history current sophomore **OT Frank Fillip** became just the 12th player to do so when he started for the first time against Oregon State. Those dozen players have combined to make a total of **51** starts; no true freshman has started the entire season on the O-line. As the late great Keith Jackson would say, here's a list of CU's "big uglies" who have started games on the line (total number of starts in last column):

Player	Pos.	First Start	Opponent	Total	Player	Pos.	First Start	Opponent	Total
Leon White	OG	Nov. 10, 1973	at Kansas	3	Kai Maiva	OG	Sept. 29, 2007	OKLAHOMA	8
Guy Thurston	OG	Nov. 10, 1979	OKLAHOMA STATE	3	Ryan Miller	OT	Oct. 13, 2007	at Kansas	6
Eric Coyle	OG	Oct. 30, 1982	OKLAHOMA	4	Max Tuioti-Mariner	OG	Sept. 6, 2008	EASTERN WASHINGTON	2
Clint Moore	OG	Sept. 7, 1991	*WYOMING	3	Alex Lewis	OT	Sept. 17, 2011	Colorado State (Denver)	1^
Dolyn Jackson	OG	Sept. 21, 1991	MINNESOTA	8	Frank Fillip	OT	Oct. 27, 2018	OREGON STATE	2
Marwan Hage	OG	Oct. 21, 2000	at Kansas	2	(*—season opener; ^—started two other games at tight end)				
Brian Daniels	OG	Sept. 20, 2003	at Florida State	9					

COLD WEATHER GAMES

With the 2020 season commencing on Nov. 7 and seven games on the revised schedule, chances were the Buffaloes would play in at least one game that would crack the school's coldest list in its history. And that's exactly what happened, as the Dec. 12 home game against Utah saw a 23 degree temperature at kickoff (which was the same temp at game's end), with a wind chill of 19 degrees. It snowed all day into the night on Friday, subsiding in the wee hours. Here's a list of a sub-30 degree weather at kickoff in CU annals (the Buffs are **14-9-1** all-time, including a **12-3-1** mark at home, when the thermometer doesn't crack 30):

COLORADO'S COLDEST GAMES (*—night game)

Date	Opponent	Result	Temperature (WC)/Conditions	Date	Opponent	Result	Temperature (WC)/Conditions
Nov. 11, 1911	COLORADO A&M	W 31- 0	7 (-1) / snow flurries	Nov. 23, 2007	NEBRASKA	W 65-51	24 (13) / cloudy
Nov. 21, 1931	COLORADO COLLEGE	W 17- 7	10 (7) / light snow	Nov. 15, 1997	at Kansas State	L 20-37	25 (6) / cloudy & windy
Nov. 2, 1991	*NEBRASKA	T 19-19	12 (-8) / cloudy	Nov. 28, 2015	at Utah	L 14-20	26 (21) / snow flurries
Nov. 23, 1918	at Denver	L 0- 6	15 (15) / cloudy	Nov. 7, 1936	UTAH	W 31- 7	27 (23) / cloudy
Nov. 16, 1996	*KANSAS STATE	W 12- 0	16 (-3) / snow flurries	Nov. 7, 1936	UTAH	W 31- 7	27 (23) / cloudy
Nov. 23, 1991	at Iowa State	W 17-14	17 (-8) / blizzard conditions	Nov. 22, 1958	at Utah	W 7- 0	28 (11) / snowy & windy
Nov. 2, 1935	COLORADO COLLEGE	W 23- 0	18 (14) / cloudy	Nov. 13, 1976	KANSAS	W 40-17	28 (19) / overcast, light fog
Nov. 14, 1959	at Nebraska	L 12-14	19 (-1) / cloudy & windy	Nov. 30, 2019	*at Utah	L 15-45	28 (23) / partly cloudy
Nov. 11, 2000	IOWA STATE	L 27-35	19 (2) / snowfall throughout	Nov. 23, 2013	SOUTHERN CAL	L 29-47	29 (29) / partly cloudy
Dec. 12, 2020	UTAH	L 21-38	23 (19) / cloudy, snow on field	(four others at 29 degrees: Mines 1919 (W), UNC 1926 (W), CC 1929 (W) & 1931 (W))			
Nov. 23, 1985	KANSAS STATE	W 30- 0	24 (13) / sunny & windy				

**COLORADO BY THE NUMBERS ALL-TIME HISTORIC**

- 7-9** Colorado's record in overtime games (last: **1-1** in 2019);
- 9** The number of Buffaloes enshrined in the College Football Hall of Fame (eight players: Byron White, Joe Romig, Dick Anderson, Bobby Anderson, Alfred Williams, John Wooten, Herb Orvis, Michael Westbrook); and one coach: Bill McCartney).
- 16** The number of career interceptions by CU's all-time leader, **S John Stearns** (1970-72).
- 19-4** Colorado's record in games since 1972 when not committing a turnover or allowing a quarterback sack (**1-1** in 2019).
- 26** All-time CU conference titles (tied for 10th nationally: OU 49, NU 46, Michigan 42, Ohio St. 38, USC 37, Tulsa 35, Alabama 31, Texas 30, Fresno St. 28, UU 26).
- 29** The number of national championships CU has won in its athletic history: 20 skiing, 8 cross country (5 men's/3 women's), 1 football.
- 30** The number of tackles by **LB Jeff Geiser** against Kansas State on Nov. 24, 1973, CU's single game record (5 solo, 25 assists).
- 30** The number of states CU has played a football game in with the most recent addition of Massachusetts in 2014.
- 35** The number of career quarterback sacks by CU's all-time leader, **OLB Alfred Williams** (1987-90).
- 36-1-1** Colorado's all-time record when rushing for 300-plus yards in a game (last: **407** at Arizona in 2020).
- 38-11** Colorado's record in games in its history when it has had a 100-yard rusher and a 100-yard receiver in the same game.
- 42-30** Colorado's all-time record in games decided by one (27-17) or two (15-13) points.
- 56** The number of all-time players who have rushed for 1,000 or more yards in a CU uniform (seventh in the NCAA).
- 60** The length of the school record field goal **PK Mason Crosby** made against Iowa State in 2004.
- 62-36** The final score of CU's 2001 win over BCS No. 1 Nebraska, which earned the Buffs the Big 12 North title.
- 64** The length of the pass from **QB Kordell Stewart** to **WR Michael Westbrook** (via **WR Blake Anderson** tip), known as "The Catch" at Michigan.
- 67** The length of **TB Charlie Davis'** TD run against Oklahoma State on Nov. 13, 1971, one that put him over the 1,000-yard mark for the season.
- 67** The length of **TB Rashaan Salaam's** TD run against Iowa State on Nov. 19, 1994, one that put him over the 2,000-yard mark for the season.
- 68-24** Colorado's record in games against unranked teams in the month of November, dating back to 1985.
- 70** The number of wins Colorado has over teams ranked in the Associated Press weekly polls (23rd most all-time; **47** since 1989, 20th most).
- 72** The number of yards that 64-yard pass was in the air, thrown from the CU 32 to four yards deep in the end zone to rally CU to a 27-26 win.
- 76.1** The conversion rate by the Buffaloes on 3rd-&1 since 1984 (**572 of 751**; highlighted by 30-of-30 in 1989).
- 78-15-4** Colorado's record in games from 1989-96, the nation's fourth best overall record in the nation during that time frame.
- 93** The number of wins by Bill McCartney, CU's all-time winningest coach (93-55-5, 1982-94).
- 198, 6** The number of rushing yards and touchdowns, respectively, by **TB Chris Brown** against Nebraska on Nov. 23, 2001 in CU's 62-36 win.
- 237-9** Colorado's all-time record in games when it has scored 35 or more points (**330-29-1** with 30 or more points, with **125-2** with 43 or more).
- 242** The number of consecutive games Colorado scored in between 1988 and 2008, the ninth-longest all-time in Division I football.
- 245** The number of players from CU who have played in the National Football League, a top 20 figure nationally.
- 284** The number of receiving yards by **WR Paul Richardson** (vs. California, Sept. 10, 2011), breaking the old mark of **222** first set by **WR Walter Stanley** (vs. Texas Tech, Sept. 12, 1981) and then matched by **WR Rae Carruth** (at Missouri, Nov. 2, 1996).
- 294** The number of career receptions by CU's all-time reception leader, **WR Nelson Spruce** (2012-15).
- 302** The number of national or regional regular season games CU has had on television since 1990, one of the top 10 figures in the nation.
- 305** The number of times Colorado has been ranked in the Associated Press weekly poll (26th most all-time).
- 307** The number of career points by CU's all-time scoring leader, **PK Mason Crosby** (2003-06).
- 322** The number of wins Colorado has at Folsom Field since it opened on Oct. 1, 1924 (**513** games: **322-181-10**).
- 342** The number of rushing yards by **TB Charlie Davis** against Oklahoma State on Nov. 13, 1971, CU's single-game rushing record.
- 362** The number of all-purpose yards by **TB Rashaan Salaam** at Texas on Oct. 1, 1994, CU's single-game record (317 rushing, 45 receiving).
- 411** The number of home wins Colorado has in its history (combined between campus fields, Gamble Field and Folsom Field).
- 465** The number of passing yards by **QB Mike Moschetti** against San Jose State on Sept. 11, 1999, CU's single-game passing record.
- 486** The number of games announcer **Larry Zimmer** called on the radio for the Buffaloes, the most by anyone in CU history (retired after 2015).
- 493** The number of career tackles by CU's all-time leading tackler, **ILB Barry Remington** (1982-86).
- 533** The number of passing yards against Northeast Louisiana on Sept. 16, 1995, CU's single-game record.
- 551** The number of rushing yards at Arizona on Oct. 11, 1958, CU's single-game record.
- 716** The number of wins Colorado has in its history (26th most all-time).
- 767** The number of yards of total offense against San Jose State on Sept. 11, 1999, CU's single-game record.
- 1,149** The number of receiving yards by **WR Charles Johnson** in 1992, CU's single-season record.
- 1,275** The number of games Colorado has played in its history (132 seasons of intercollegiate football).
- 2,055** The number of rushing yards **TB Rashaan Salaam** had in 1994 (the fourth at the time with a 2,000-yard season), on his way to the Heisman.
- 3,156** The number of passing yards by **QB Koy Detmer** in 1996, CU's single-season record.
- 3,347** The number of career yards by CU's all-time receiving leader, **WR Nelson Spruce** (2012-15).
- 3,940** The number of career yards by CU's all-time rushing leader, **TB Eric Bienenmy** (1987-90).
- 5,345** The elevation in feet of CU's Folsom Field (field level), the third highest stadium elevation in the FBS (behind Wyoming and Air Force).
- 9,649** The number of career passing yards by CU's all-time passing leader, **QB Steven Montez** (2016-19).
- 10,609** The number of career yards by CU's all-time total offense leader, **QB Steven Montez** (2016-19).

MONTHLY TAB

The Buffs are **60-66-2** in their last **128** October games dating back to 1989. CU is **75-61-1** in its last **137** November games (**69-45** against all-comers aside from Nebraska, going 6-16-1 against NU in turkey month, and **68-24** against unranked teams since 1985. The Buffs are **13-20** all-time in the month of December (**5-8** in regular season games) and are **4-3-1** in August games in its history. Colorado is **72-44** in its last **116** September games, a pretty decent record considering the quality of non-conference schedule CU almost annually plays.

**300+AT FOLSOM**

Colorado is **322-181-10** in its 98th season playing its home games at Folsom Field (**513** in all). The first game at Folsom was Oct. 11, 1924 (*then known as Colorado Stadium, built at a cost of \$75,000*). Previously, CU was **60-14-6** at Gamble Field and **28-8** on other grass fields of campus; the Buffs are **411-203-16** all-time at home. The 2016 season marked CU's first winning one at home in six years, as the Buffaloes went **6-0**; Colorado's last winning record at home had been in 2010 (with a 4-2 mark); it was CU's first undefeated season at home since 1994, when the Buffs went 6-0 in the late Rashaan Salaam's Heisman Trophy winning year. Over the 2011-12 seasons, CU was just 1-10 in Boulder before going 3-3 in Folsom in Mike MacIntyre's first season; the Buffs pulled even at home under "Mac" with the 6-0 mark in 2016 and finished **18-17** at Folsom in his tenure. CU is **4-3** at home under Karl Dorrell.

RANKED "UNDEFEATEDS" FALL AT FOLSOM

Eleven ranked, undefeated teams have lost their "0" in the loss column at Folsom Field since 1989. The last was Kansas in 2009, as the Jayhawks (5-0) hit town ranked No. 17 and lost 34-30. In 2007, Oklahoma (4-0) rolled in ranked No. 3 and left with a 27-24 setback; in 2002, Kansas State came to Boulder ranked No. 13 at 4-0 and lost, 35-31. Two bit the dust in 2001: Nebraska (11-0, No. 1 in the BCS and No. 2 in the polls) fell 62-36 game to the Buffs, as did Texas A & M (5-0, No. 20), 31-21. In 1998, No. 22 Texas Tech (6-0) lost 19-17; in 1995, No. 3 Texas A&M (2-0) lost, 29-21; in 1994, No. 10 Wisconsin (2-0) was crushed, 55-17; and in 1990, No. 12 Washington (3-0) left a 20-14 loser. In 1989, No. 10 Illinois (2-0) lost 38-7 and No. 3 Nebraska (8-0) fell, 27-21. (*Not included is a 43-10 win over No. 23-FCS Charleston Southern in 2013, which came to Boulder with a 7-0 mark.*)

THE PRIMO TWENTY-FOUR

Colorado is one of just **24** schools in I-A/FBS history to be able to make the claim of winning (or sharing) a national championship and also having a Heisman Trophy winner. The criteria for national championship consideration included those crowned by the *Associated Press*, the coaches, the BCS and the CFP; 30 total schools at one point in the past have been able to claim the throne. This prestigious short list (Alabama is the latest to join, doing so in 2009):

School	National Championships	Heisman Trophies	School	National Championships	Heisman Trophies
Alabama	1961-64-65-73-78-79-92-09-11-12-15-17-20	2009-15-20	Nebraska	1970-71-94-95-97	1972-83-2001
Army	1944-45	1945-46-58	Notre Dame	1943-46-47-49-66-73-77-88	1943-47-49-53-56-64-87
Auburn	1957-2010	1971-85-2010	Ohio State	1942-54-57-68-2002	1944-50-55-74-75-95-2006
Brigham Young	1984	1990	Oklahoma	1950-55-56-74-75-85-2000	1952-69-78-2003-08-17-18
Colorado	1990	1994	Penn State	1982-86	1973
Florida	1996-2006-08	1966-96-2007	Pittsburgh	1937-76	1976
Florida State	1993-99-2013	1993-2000-13	Syracuse	1959	1961
Georgia	1980	1942-82	Texas	1963-69-70-2005	1977-98
Louisiana State	1958-2003-19	1959-2019	Texas A & M	1939	1957-2012
Miami, Fla.	1983-87-89-91-2001	1986-92	TCU	1938	1938
Michigan	1948-97	1940-91-97	UCLA	1954	1967
Minnesota	1936-40-60	1941	USC	1962-67-72-74-78-2003-04	1965-68-79-81-2002-04-05

Schools with national championships and no Heisman winner are Michigan State (2), Tennessee (2) and Clemson, Georgia Tech, Maryland and Washington (all 1).

THE BUFFS & COLLEGE FOOTBALL HARDWARE

Colorado is in an elite group when it comes to claiming college football's prestigious trophies dating back to the 1990 season. A proliferation of awards has emerged since the late 1980s, and the Buffs are near the top of the list when it comes to collecting these statues. CU has had eight different players win 10 trophies over the last 21 seasons (1990-2020), tied for the 16th most nationally when it comes to trophies (and tied for 15th as well in the number of *different* players who have been honored). The below postseason "hardware" count includes the Heisman Trophy and the Lombardi, Maxwell, Walter Camp, Butkus, Thorpe, O'Brien, Unitas, Groza, Biletnikoff, Doak Walker, Nagurski, Bednarik, Mackey, Tatupu (defunct), Ray Guy, Rimington, Lott, Hendricks, Hornung, Mayo/Comeback, Bullsworth (on-field player awards only—for example, if the Draddy/Campbell was included, CU would have one more on each list; so players only, no coaches, no "fad" awards around for a year or two, and no Disney Spirit, Orange Bowl Courage, etc. awards). The list of schools that have had winners between 1990 and 2020 (players only):

School	Players Trophies	School	Players Trophies	School	Players Trophies	School	Players Trophies	School	Players Trophies
Alabama	27 41	COLORADO	8 10	Texas Tech	5 5	Memphis	3 3	Colorado State	1 1
Oklahoma	16 27	Clemson	8 10	Utah	5 5	Washington State	3 3	East Carolina	1 1
Ohio State	15 26	Stanford	7 10	Washington	4 5	Louisiana Tech	2 3	Florida Atlantic	1 1
Texas	12 23	UCLA	8 9	Arizona State	3 5	Maryland	2 3	Fresno State	1 1
Florida State	12 22	Arizona	6 9	Baylor	3 5	Virginia Tech	2 3	Georgia Southern	1 1
Louisiana State	11 19	Oregon	5 9	Tennessee	3 5	Tulsa	1 3	Hawai'i	1 1
Miami, Fla.	10 18	Texas A&M	7 8	Brigham Young	2 5	California	2 2	Houston	1 1
Michigan	10 18	Auburn	5 8	Northwestern	2 5	Missouri	2 2	Kent State	1 1
Penn State	10 18	Louisville	5 8	Kansas State	4 4	Tulane	2 2	Marshall	1 1
Wisconsin	13 16	Pittsburgh	4 8	Michigan State	4 4	Virginia	2 2	Mississippi State	1 1
Florida	9 16	Kentucky	5 7	Oregon State	4 4	Wake Forest	2 2	Rutgers	1 1
Notre Dame	9 16	Oklahoma State	6 6	Purdue	4 4	West Virginia	2 2	South Carolina	1 1
Nebraska	9 14	TCU	5 6	Minnesota	3 4	North Carolina	1 2	Southern Miss	1 1
USC	8 13	Arkansas	4 6	Mississippi	3 4	Temple	1 2	Syracuse	1 1
Georgia	8 11	Boston College	3 6	N.C. State	3 4	Cincinnati	1 1	Wyoming	1 1
Iowa	10 10	Georgia Tech	5 5	Illinois	3 3	Coastal Carolina	1 1		

ALL-TIME CONSENSUS ALL-AMERICANS

Through 2020, Colorado is tied for 21st all-time with **31** consensus All-America selections, the fourth-most among Pac-12 schools (per NCAA guidelines: players need to be named first-team on at least two of the five organizations the NCAA recognizes: AFCA, AP, FWAA, Walter Camp and *The Sporting News*). The top 25: Notre Dame 105, Ohio State 87, Michigan 83, Oklahoma 81, USC 82, Alabama 80, Texas 61, Nebraska 54, Pittsburgh 53, Florida State 45, Penn State 42, UCLA 41, Tennessee 40, Army 37, Stanford 37, Miami-Fla. 36, LSU 35, Georgia 33, Minnesota 33, Florida 32, **Colorado 31**, Michigan State 31, Auburn 30, Texas A&M 31, California 29, Wisconsin 29 (rest of Pac-12: 32. Washington 23; 37. Arizona State 18; 39. Arizona 16; 56. Oregon State, Utah, Washington State 8; 60. Oregon 7).



2021 OPPONENT SCHEDULES & RESULTS

N. COLORADO (3-6)

7	at Colorado	35
45	at Houston Baptist	13
10	LAMAR	17
17	● NORTHERN ARIZONA (OT)	10
7	● at Montana State	40
17	● EASTERN WASHINGTON	63
3	● at UC Davis	32
17	● at Southern Utah	9
24	● SACRAMENTO STATE	27
N 6	● MONTANA	
N 13	● at Weber State	

TEXAS A&M (6-2)

41	KENT STATE	10
10	Colorado (In Denver)	7
34	NEW MEXICO	0
10	□ Arkansas (at Arlington)	20
22	□ MISSISSIPPI STATE	26
41	□ ALABAMA	38
35	□ at Missouri	14
44	□ SOUTH CAROLINA	14
N 6	□ AUBURN	
N 13	□ at Mississippi	
N 20	PRAIRIE VIEW A&M	
N 27	□ at Louisiana State	

MINNESOTA (6-2)

31	❖ OHIO STATE	45
31	MIAMI-OHIO	26
30	at Colorado	0
10	BOWLING GREEN	14
20	❖ at Purdue	13
30	❖ NEBRASKA	23
34	❖ MARYLAND	16
41	❖ at Northwestern	14
N 6	❖ ILLINOIS	
N 13	❖ at Iowa	
N 20	❖ at Indiana	
N 27	❖ WISCONSIN	

ARIZONA STATE (5-3)

41	SOUTHERN UTAH	14
37	NEVADA-LAS VEGAS	10
17	at Brigham Young	27
35	◆ COLORADO	13
42	◆ at UCLA	23
28	◆ STANFORD	10
21	◆ at Utah	35
21	◆ WASHINGTON STATE	34
N 6	◆ SOUTHERN CALIFORNIA	
N 13	◆ at Washington	
N 20	◆ at Oregon State	
N 27	◆ ARIZONA	

SOUTHERN CAL (4-4)

30	SAN JOSE STATE	7
28	◆ STANFORD	42
45	◆ at Washington State	14
27	◆ OREGON STATE	45
37	◆ at Colorado	14
26	◆ UTAH	42
16	at Notre Dame	31
41	◆ ARIZONA	34
N 6	◆ at Arizona State	
N 13	◆ at California	
N 20	◆ UCLA	
N 27	BRIGHAM YOUNG	

ARIZONA (0-8)

16	Brigham Young (at Las Vegas)	24
14	SAN DIEGO STATE	38
19	NORTHERN ARIZONA	21
19	◆ at Oregon	41
16	◆ UCLA	34
0	◆ at Colorado	34
16	◆ WASHINGTON	21
34	◆ at Southern California	41
N 6	◆ CALIFORNIA	
N 13	◆ UTAH	
N 19	◆ at Washington State	
N 27	◆ at Arizona State	

CALIFORNIA (3-5)

17	NEVADA	22
32	at TCU	34
42	SACRAMENTO STATE	30
24	◆ WASHINGTON (OT)	31
6	◆ at Washington State	21
17	◆ at Oregon	24
26	◆ COLORADO	3
39	◆ OREGON STATE	25
N 6	◆ ARIZONA	
N 13	◆ at Southern California	
N 20	◆ at Stanford	
N 27	◆ UCLA	

OREGON (7-1)

31	FRESNO STATE	24
35	at Ohio State	28
48	STONY BROOK	7
41	◆ ARIZONA	19
24	◆ at Stanford (OT)	31
24	◆ CALIFORNIA	17
34	◆ at UCLA	31
52	◆ COLORADO	29
N 6	◆ at Washington	
N 13	◆ WASHINGTON STATE	
N 20	◆ at Utah	
N 27	◆ OREGON STATE	

OREGON STATE (5-3)

21	at Purdue	30
45	HAWAII	27
42	IDAHO	0
45	◆ at Southern California	27
27	◆ WASHINGTON	24
24	◆ at Washington State	31
42	◆ UTAH	34
25	◆ at California	39
N 6	◆ at Colorado	
N 13	◆ STANFORD	
N 20	◆ ARIZONA STATE	
N 27	◆ at Oregon	

UCLA (5-4)

44	HAWAII	10
38	LOUISIANA STATE	27
37	FRESNO STATE	40
35	◆ at Stanford	24
23	ARIZONA STATE	42
34	◆ at Arizona	16
24	◆ at Washington	17
31	◆ OREGON	34
24	◆ at Utah	44
N 13	◆ COLORADO	
N 20	◆ at Southern California	
N 27	◆ CALIFORNIA	

WASHINGTON (4-4)

7	MONTANA	13
10	at Michigan	31
52	ARKANSAS STATE	3
31	◆ CALIFORNIA (OT)	24
24	◆ at Oregon State	27
17	◆ UCLA	24
21	◆ at Arizona	16
20	◆ at Stanford	13
N 6	◆ OREGON	
N 13	◆ ARIZONA STATE	
N 20	◆ at Colorado	
N 26	◆ WASHINGTON STATE	

UTAH (5-3)

40	WEBER STATE	17
17	at Brigham Young	26
31	at San Diego State	33
24	◆ WASHINGTON STATE	13
42	◆ at Southern California	26
35	◆ ARIZONA STATE	21
34	◆ at Oregon State	42
44	◆ UCLA	24
N 5	◆ at Stanford	
N 13	◆ at Arizona	
N 20	◆ OREGON	
N 26	◆ COLORADO	

KEY: ◆—Pac-12 Conference game; ●—Big Sky Conference game; □—Southeastern Conference game; ❖—Big Ten Conference game.

OPPONENTS & 2021 SCHEDULE TIDBITS

The 11 FBS opponents on the 2021 Colorado schedule combined for a **39-33** record in the COVID-19 shortened 2020 season (a 54.2 winning percentage); only one opponent played as many as 10 games (Texas A&M, going 9-1); three teams played as few as four.

- Colorado and Texas A&M were set to resume their rivalry from their Big 12 Conference days last year in College Station, now delayed until this year in Denver (which as a possible site was built into the original contract).
- With the A&M game at Denver's Empower Field at Mile High, it was the 44th game CU will play in a stadium that is or has been home to an NFL team (21-22-1 record); CU is 16-10 in current NFL venues, which includes a 12-5 record at Empower (16 previous games against Colorado State).
- With the season opener on a Friday night, it was the seventh time in eight years the Buffaloes will open on a weeknight (2014, 2016, 2017, 2018 and 2019 in Denver, 2015 in Honolulu and now 2021 in Boulder); the Buffs opened the 2013 season on a Sunday.
- Minnesota was the first Big Ten Conference team to visit Boulder since Nebraska in 2019, but the first pre-realignment since Michigan in 1996.
- Only UCLA has a bye before playing the Buffaloes in 2021 (CU hosts Oregon State that day); Colorado's bye comes the week before hosting Arizona for Family Weekend (the Wildcats host UCLA when the Buffs have their Saturday off).
- CU is 5-5 overall in Pac-12 openers (2-4 at home) and will open against Arizona State for the third time (1-1, the second time in Tempe).
- **Friday Night Lights.** The Buffaloes play on a Friday night at least once for the seventh time in eight years; a 2020 Friday game versus Utah was moved to the next day. With the UNC win, CU is 19-25 all-time on Fridays (9-10 night; CU is 6-7 on Friday nights since joining the Pac-12, 1-6 in league games).
- With two Friday night affairs, Colorado will have had at least one regular season game on a non-Saturday for the 26th time over the last 27 seasons; the only exception was in the abbreviated 2020 campaign. The Buffs had played the Friday after Thanksgiving from 1996 through 2012, a span of 17 seasons (Nebraska 1995-2010, Utah 2011-12). But starting in 2013, the game with the Utes was passed on by the Pac-12's television partners for Friday airing until FOX will show the 2021 contest on one of its platforms (FOX/FS-1/FS-2).
- Colorado is scheduled to travel **7,563** ground and air miles round-trip for its non-Boulder games in 2021: Texas A&M (Denver, 60); Arizona State (Tempe, 1,261), Cal (Berkeley, 1,941), Oregon (Eugene, 1,787), UCLA (Pasadena, 1,719) and Utah (Salt Lake City, 795).
- In Pac-12 play, Colorado will miss Stanford and Washington State this year and in 2022; they rotate back in for 2023-24 when Cal and Washington come off.
- The 2020 game canceled at Colorado State was the last in an 11-game series renegotiated and signed in December 2009; the schools will resume the series in 2023-24 (Sept. 16 in Boulder and Sept. 14 in Fort Collins), and earlier this year signed a six-year series to continue what has become known as the Rocky Mountain Showdown. Those games are set for 2029-30, 2033-34 and 2037-38. The two had played every year since 1995 and 31 times dating back to 1983.





2021 PAC-12 COMPOSITE SCHEDULE & RESULTS

Week Zero (Aug. 28)

UCLA 44, Hawai'i 10

ESPN

Week One (Sept. 2-4)

(Sept. 2) UTAH 40, Weber State 17

P12N

(Sept. 2) ARIZONA STATE 41, Southern Utah 14

P12N

(Sept. 3) COLORADO 35, Northern Colorado 7

P12N

BYU 24, Arizona 16 (at Las Vegas)

ESPN

Kansas State 24, Stanford 7 (at Arlington)

FS-1

Montana 13, WASHINGTON 7

P12N

Nevada 22, CALIFORNIA 17

FS-1

OREGON 31, Fresno State 24

P12N

PURDUE 30, Oregon State 21

FS-1

Southern California 30, San Jose State 7

P12N

UCLA 38, Louisiana State 27

FOX

Utah State 26, WASHINGTON STATE 23

P12N

Week Two (Sept. 11)

Texas A&M 10, Colorado 7 (at Denver)

FOX

*Stanford 42, SOUTHERN CALIFORNIA 28

FOX

ARIZONA STATE 37, Nevada-Las Vegas 10

ESPN2

BRIGHAM YOUNG 26, Utah 17

ESPN

MICHIGAN 31, Washington 10

ABC

Oregon 35, OHIO STATE 28

FOX

OREGON STATE 45, Hawaii 27

FS-1

San Diego State 38, ARIZONA 14

P12N

TCU 34, California 32

ESPN

WASHINGTON STATE 44, Portland State 24

P12N

Week Three (Sept. 18)

Minnesota 30, Colorado 0

P12N

*Southern California 45, WASHINGTON STATE 14

FOX

BRIGHAM YOUNG 27, Arizona State 17

ESPN

CALIFORNIA 42, Sacramento State 30

P12BA

Fresno State 40, UCLA 37

P12N

Northern Arizona 21, ARIZONA 19

P12AZ

OREGON 48, Stony Brook 7

P12N

OREGON STATE 42, Idaho 0

P12OR

SAN DIEGO STATE 33, Utah 31

CBS-SN

Stanford 41, VANDERBILT 23

ESPN

WASHINGTON 52, Arkansas State 3

P12N

Week Four (Sept. 25)

*ARIZONA STATE 35, Colorado 13

ESPN

*OREGON 41, Arizona 19

ESPN

*Oregon State 45, SOUTHERN CALIFORNIA 27

FS-1

*UCLA 35, Stanford 24

P12N

*UTAH 24, Washington State 13

P12N

*WASHINGTON 31, California 24 (OT)

P12N

Week Five (Oct. 2)

*Southern California 37, COLORADO, 14

P12N

*Arizona State 42, UCLA 23

FS-1

*OREGON STATE 27, Washington 24

P12N

*STANFORD 31, Oregon 24 (OT)

ABC

*Washington State 21, CALIFORNIA 6

P12N

Week Six (Oct. 9)

(Oct. 8) *ARIZONA STATE 28, Stanford 10

ESPN

*UCLA 34, ARIZONA 16

ESPN

*Utah 42, SOUTHERN CALIFORNIA 16

FOX

*WASHINGTON STATE 31, Oregon State 24

P12N

Week Seven (Oct. 16)

(Oct. 15) * OREGON 24, California 17

ESPN

*COLORADO 34, Arizona 0

P12N

*UCLA 24, WASHINGTON 17

FOX

*UTAH 35, Arizona State 21

ESPN

*WASHINGTON STATE 34, Stanford 31

ESPN

Week Eight (Oct. 23)

(Oct. 22) *Washington 21, ARIZONA 16

ESPN2

*CALIFORNIA 26, Colorado 3

P12N

*Oregon 34, UCLA 31

ABC

*OREGON STATE 42, Utah 34

P12N

Brigham Young 21, WASHINGTON STATE 19

FS-1

NOTRE DAME 31, Southern California 16

NBC

Week Nine (Oct. 30)

*OREGON 52, Colorado 29

FOX

*CALIFORNIA 39, Oregon State 25

P12N

*SOUTHERN CALIFORNIA 41, Arizona 34

ESPN

*UTAH 44, UCLA 24

ESPN

*Washington 20, STANFORD 13

FS-1

*Washington State 34, ARIZONA STATE 21

FS-1

Week Ten (Nov. 6)

(Nov. 5) *Utah at Stanford (FS-1), 8:30p

*Oregon State at Colorado (P12N), 5:00p

*California at Arizona (P12N), 1:00p

*Oregon at Washington (ABC), 5:30p

*Southern California at Arizona State (ESPN), 8:30 p

Week Eleven (Nov. 13)

*Colorado at UCLA (P12N), 7:00p

*Utah at Arizona (P12N), 12:00p

*Southern California at California (FS-1), 1:30p

*Stanford at Oregon State (P12N), 3:30p

*Arizona State at Washington (FS-1), 5:00p

*Washington State at Oregon (ESPN), 8:30 p

Week Twelve (Nov. 20)

(Nov. 19) *Arizona at Washington State (P12N), 7:00p

*Washington at Colorado

*Arizona State at Oregon State

*California at Stanford

*Oregon at Utah

*UCLA at Southern California

Week Thirteen (Nov. 27)

(Nov. 26) *Colorado at Utah (FOX or FS-1), 2/2:30 or 6p

(Nov. 26) *Washington State at Washington

(FOX or FS-1), 2/2:30 or 6p

*Arizona at Arizona State

*California at UCLA

*Oregon State at Oregon

Brigham Young at Southern California

Notre Dame at Stanford

Week Fourteen (Dec. 3)

#Pac 12 Championship (ABC), 6:00p

#— at Allegiant Stadium, Las Vegas, Nev.

All times listed are MDT/MST. *—denotes Pacific-12 Conference game. Television selections Sept. 25 and beyond are made on 12 days' notice by the Pac-12 television partners (ESPN/ABC, FOX/FOX Sports 1, Pac-12 Networks); ESPN/ABC also has an option of utilizing a 6-day selection process three times annually. With the advent of the Pac-12 Networks (National; Arizona, Bay Area, Mountain, Oregon, Southern California, Washington), all conference games and all home non-league games will again be televised in 2021 (81 in all). ABC's standard afternoon regional telecast window is at 1:30 p.m. MT in addition to a number of prime-time windows (6 p.m. MT; those games will be selected from the Pac-12, American Athletic, ACC, Big 10 or Big 12 conferences).

2021 PAC-12 CONFERENCE STANDINGS

South Division (-4)

School (AP/Coaches/FWAA)	conference-----					overall-----					Next Up
	W	L	Pct.	Pts	Opp	W	L	Pct.	Pts	Opp	
Utah (RV/RV/RV)	4	1	.800	179	126	5	3	.625	267	202	N 5 at Stanford
Arizona State (---/---/RV)	3	2	.600	147	115	5	3	.625	242	166	N 6 SOUTHERN CALIFORNIA
UCLA	3	3	.500	171	177	5	4	.556	290	254	N 13 COLORADO
Southern California	3	3	.500	204	191	4	4	.500	250	229	N 6 at Arizona State
COLORADO	1	4	.200	93	150	2	6	.250	135	197	N 6 OREGON STATE
Arizona	0	5	.000	85	171	0	8	.000	134	254	N 6 CALIFORNIA

North Division (+4)

School (AP/Coaches/FWAA)	conference-----					overall-----					Next Up
	W	L	Pct.	Pts	Opp	W	L	Pct.	Pts	Opp	
Oregon (#7/#7/#7)	4	1	.800	175	127	7	1	.875	289	186	N 6 at Washington
Washington State	4	2	.667	147	151	5	4	.556	233	222	N 13 at Oregon
Oregon State	3	2	.600	163	155	5	3	.625	271	212	N 6 at Oregon State
Washington	3	2	.600	113	104	4	4	.500	182	151	N 6 OREGON
California	2	3	.400	112	104	3	5	.375	203	190	N 6 at Arizona
Stanford	2	4	.333	151	169	3	5	.375	199	216	N 5 UTAH

**A LOOK AT THE PAC-12 DIVISIONS**

After the Pac-12 announced it was expanding to 12 teams in 2010 with the late spring additions of Colorado (June 10) and Utah (June 17), the divisions were announced later that year (football only). CU and Utah joined Arizona, Arizona State, Southern California and UCLA in the Pac-12 South; the Oregon and Washington schools along with Cal and Stanford comprised the Pac-12 North. Here's a look at the divisions and the all-time records of each program as listed by the NCAA through games of Oct. 30 (2021 records in parenthesis):

PAC-12 SOUTH	Seasons	Games	W	L	T	Pct.
Arizona (0-8).....	118	1,136	617	486	33	.559
Arizona State (5-3).....	109	1,057	629	404	24	.608
Colorado (2-6).....	132	1,275	716	523	36	.576
Southern California (4-4).....	128	1,266	856	356	54	.698
UCLA (5-4).....	103	1,091	617	437	37	.583
Utah (5-3).....	128	1,199	696	472	31	.593
Totals	7,024	4131	2678	215	.604	

PAC-12 NORTH	Seasons	Games	W	L	T	Pct.
California (3-5).....	126	1,283	681	551	51	.552
Oregon (7-1).....	126	1,229	680	503	46	.571
Oregon State (5-3).....	125	1,212	544	618	50	.468
Stanford (3-5).....	115	1,187	664	474	49	.581
Washington (4-4).....	132	1,259	750	459	50	.616
Washington State (5-4).....	126	1,174	558	571	45	.493
Totals	7,344	3877	3176	291	.548	

ALL-TIME PAC-12 HEAD-TO-HEAD SERIES RECORDS

A look at the team versus team football histories in the Pac-12 (won-lost-tied; does not include vacated games):

School	UA	ASU	CAL	COLO	OREG	OSU	STAN	UCLA	USC	UTAH	WASH	WSU	Totals
Arizona	49-44-1	18-14-2	8-16	17-28	24-16-1	14-17	17-27-2	8-37	19-24-2	11-24-1	27-17	212-264- 9
Arizona State	44-49-1	17-18	9-3	18-20	30-14-1	18-15	15-22-1	13-24	22-10	20-16	27-16-2	233-207- 5
California	14-18-2	18-17	7-4	41-41-2	39-35	47-65-11	34-56-1	31-71-5	6-6	41-55-4	48-29-5	326-397-30
Colorado	16-8	3-9	4-7	9-14	5-6	6-6	5-11	0-15	32-32-3	6-12-1	6-7	92-127- 4
Oregon	28-17	20-18	41-41-2	14-9	66-48-10	34-50-1	31-40	22-38-2	23-10	47-60-5	49-42-7	375-373-27
Oregon State	16-24-1	14-30-1	35-39	6-5	48-66-10	25-59-3	17-43-4	12-63-4	12-11-1	35-67-4	48-55-3	268-462-31
Southern California	37-8	24-13	71-31-5	15-0	38-22-2	63-12-4	64-34-3	51-32-7	13-7	52-30-4	62-10-4	490-199-29
Stanford	17-14	15-18	65-47-11	6-6	50-34-1	59-25-3	43-47-3	34-64-3	4-5	44-44-4	40-30-1	377-334-26
UCLA	27-17-2	22-15-1	56-34-1	11-5	40-31	43-17-4	47-43-3	32-51-7	11-8	41-32-2	41-20-1	371-273-21
Utah	24-19-2	10-22	6-6	32-32-3	10-23	11-12-1	5-4	8-11	7-13	2-13	10-9	125-164- 6
Washington	24-11-1	16-20	55-41-4	12-6-1	60-47-5	67-35-4	44-44-4	32-41-2	30-52-4	13-2	73-32-6	426-331-31
Washington State	17-27	16-27-2	29-48-5	7-6	42-49-7	55-48-3	30-40-1	20-41-1	10-62-4	9-10	32-73-6	267-431-29
													3562-3562-248

FOLSOM FIELD #1

In 2017, *LawnStarter.com* ranked its top 16 College Football Stadiums with the Best Natural Scenery, and lo and behold, coming in at the top was CU's own **Folsom Field**. The top 10: **1. Folsom Field (Colorado)**; 2. Lavell Edwards Stadium (BYU); 3. Utah Stadium (Utah); 4. Romney Stadium (Utah State); 5. Rose Bowl (UCLA); 6. Sun Bowl (UTEP); 7. Ryan Field (Northwestern); 8. Scott Stadium (Virginia); 9. Michie Stadium (Army); **10. Kidd Brewer Stadium (Appalachian State)**; 11. Dowdy-Ficklen Stadium (East Carolina); 12. Dix Stadium (Kent State); 13. Memorial Stadium (California); 14. Kenan Stadium (North Carolina); 15. Memorial Stadium (Kansas); 16. Spartan Stadium (San Jose State).

The same publication ranked CU's natural grass field the third best national behind Iowa State (Jack Trice Field) and Northwestern (Ryan Field).

CU IS BLACK & GOLD, BUT FOLSOM WAS FIRST TO GO "GREEN"

The University of Colorado at Boulder established a goal to move toward zero-waste at Folsom Field during the 2008 football season and invest in local carbon-reduction projects. They anticipated recycling or composting at least 90% of the waste generated at Folsom Field and met those goals. According to U.S. Environmental Protection Agency information and other sources, Folsom Field was the first major sports stadium in the nation, professional or collegiate, to collect all materials in recycling or compost containers, eliminate trash cans and transform its materials collections systems into a zero-waste process.

U.S. NEWS & WORLD REPORT TABS BOULDER #1

In October 2020, *U.S. News & World Report* released its annual ranking of the top 150 places to live in the United States. In its summary, the publication wrote: "Snug against the foothills where the Great Plains give rise to the Rocky Mountains, Boulder is nothing if not a looker. This city reveals its spectacle at the crest of a hill on U.S. Route 36 from Denver with its iconic sandstone slabs rising from the mountains, prefaced by pine-clad mesas and cradled within the backdrop of the snow-capped Indian Peaks." Boulder received high scores for desirability, job market and quality of life (also receiving the No. 1 ranking in the latter).

The top 10: **1. Boulder**; 2. Denver; 3. Austin, Texas; 4. Colorado Springs; 5. Fort Collins, Colo.; 6. Charlotte, N.C.; 7. Des Moines, Iowa; 8. Fayetteville, Ark.; 9. Portland, Ore.; 10. San Francisco. *Other Pac-12 Metro Areas*: 13. Seattle; 29. San Jose, Calif.; 31. Salt Lake City; 53. Phoenix; 76. Eugene; 80. Salem, Ore.; 85. Spokane; 97. Los Angeles; 113. Tucson.

CU FOOTBALL REMAINS SECOND MOST POPULAR PER-GAME SELL IN STATE

The final home attendance figure for 2019 was **297,435**, an average of **49,573** for six home games. It marked the 25th straight season that Colorado football was the second largest average draw *per game* in the state behind the NFL Denver Broncos (and the 43rd time in the last 45 years). The fledgling Colorado Rockies took over the second spot the two years they played at old Mile High Stadium, averaging in the mid-to-upper 50s in 1993 and 1994. The Broncos wrestled the state's top spot away from the Buffs permanently in 1975 after first doing so in 1969, with six years of see-sawing in-between (CU had been the state attendance leader since Folsom Field was built in 1924). CU continues to have the second largest public and overall season ticket base in the state (the count for 2021 was **33,589** when adding in 13,990 student holders to 19,599 public tickets (student tickets are purchased, just at a discounted rate). In 2019, CU was again first in the state in college football attendance for the **54th** straight year, ahead of Colorado State (23,337) and Air Force (27,084; AFA was the last school top CU's figure, in 1965); 2020 not figured in due to the pandemic.

► In 2021, the Broncos are averaging **76,408** per game and the Rockies finished at **24,854** (lower than normal as COVID restrictions weren't lifted until late June).



ACTIVE COLORADO CAREER STATISTICAL CHARTS

RUSHING

Rk	Player (Seasons)	Att.	Yards	Avg.	TD
1	Eric Bieniemy (1987-90)	699	3,940	5.63	41
2	Phillip Lindsay (2014-17)	750	3,707	4.94	36
3	Rodney Stewart (2008-11)	809	3,598	4.45	25
4	Rashaan Salaam (1992-94)	486	3,057	6.29	33
5	Bobby Purify (2000-04)	595	3,016	5.07	20
10	Herchell Troutman (1994-97)	568	2,487	4.38	21
15	Kayo Lam (1933-35)	313	2,140	6.84	18
20	Carroll Hardy (1951-54)	291	1,999	6.87	23
25	William Harris (1965-67)	330	1,585	4.80	4
30	Mark Hatcher (1984-87)	375	1,470	3.92	16
35	Erich Kissick (1986-89)	256	1,297	5.07	8
40	Michael Adkins II (2013-17)	247	1,200	4.86	13
43	Jarek Broussard (2020-21)	219	1,172	5.35	5
45	Alex Fontenot (2018-21)	263	1,145	4.35	9

PASSING

Rk	Player (Seasons)	Att-Com-Int	Pct.	Yards	TD	Rating
1	Steven Montez (2016-19)	1312-820-32	62.5	9,649	63	135.25
2	Sefo Liufau (2013-16)	1383-870-36	62.9	9,568	60	130.13
3	Cody Hawkins (2007-10)	1214-667-41	54.9	7,409	60	115.76
4	Joel Klatt (2002-05)	1095-666-33	60.8	7,375	44	124.63
5	Kordell Stewart (1991-94)	785-456-19	58.1	6,481	33	136.47
6	Tyler Hansen (2008-11)	872-505-28	57.9	5,705	35	119.69
7	Koy Detmer (1992-96)	594-350-25	58.9	5,390	40	148.95
8	Mike Moschetti (1998-99)	607-366-19	60.3	4,797	33	138.36
9	John Hessler (1994-97)	627-347-26	55.3	4,788	34	129.09
10	Steve Vogel (1981-84)	688-309-33	44.9	3,912	27	96.03
11	Darian Hagan (1988-91)	424-213-19	50.2	3,801	27	137.59
34	Brendon Lewis (2020-21)	159- 94- 3	59.1	1,016	7	123.55

TOTAL OFFENSE

Rk	Player (Seasons)	Rush	Pass	Total	TDR
1	Steven Montez (2016-19)	960	9,649	10,609	74
2	Sefo Liufau (2013-16)	941	9,568	10,509	73
3	Kordell Stewart (1991-94)	1,289	6,481	7,770	48
4	Cody Hawkins (2007-10)	-159	7,409	7,250	67
5	Joel Klatt (2002-05)	-130	7,375	7,245	47

RECEIVING (Receptions)

Rk	Player (Seasons)	No.	Yards	Avg.	TD
1	Nelson Spruce (2012-15)	294	3,347	11.4	23
2	Scotty McKnight (2007-10)	215	2,521	11.7	22
3	Shay Fields (2014-17)	190	2,552	13.4	21
4	Michael Westbrook (1991-94)	167	2,548	15.3	19
5	Paul Richardson (2010-13)	156	2,412	15.5	21
6	Phil Savoy (1994-97)	152	2,176	14.3	14
7	Bryce Bobo (2014-17)	150	1,638	10.9	10
8	Laviska Shenault (2017-19)	149	1,943	13.0	10
9	Devin Ross (2013-17)	140	1,621	11.6	9
10	Javon Green (1997-2000)	136	2,031	14.9	17
11	Rae Carruth (1992-96)	135	2,540	18.8	20
12	Derek McCoy (2000-03)	134	2,038	15.2	20
13	Charles E. Johnson (1990-93)	127	2,447	19.3	15
14	Monte Huber (1967-69)	111	1,436	12.9	5
15	Phillip Lindsay (2014-17)	110	976	8.8	3
16	*Daniel Graham (1998-2001)	106	1,543	14.6	11
17	Patrick Williams (2005-08)	104	1,070	10.3	3
18	Dusty Sprague (2004-07)	103	1,261	12.2	4
19	K.D. Nixon (2017-20)	99	1,221	12.3	7
20	*Christian Fauria (1991-94)	98	1,058	10.8	11
21	Darrin Chiaverini (1995-98)	97	1,199	12.4	6
22	D.J. Hackett (2002-03)	93	1,194	12.8	9
22	Rodney Stewart (2008-11)	93	969	10.4	0
24	*Dave Hestera (1981-83)	91	1,057	11.6	2
25	Tony Jones (2011-14)	90	558	6.2	3
40	Dimitri Stanley (2018-21)	61	673	11.0	4
61	Brady Russell (2018-21)	47	523	11.1	3
88	Alex Fontenot (2018-21)	35	197	5.6	0
—	Brenden Rice (2020-21)	23	405	17.6	4

RECEIVING (Yards)

Rk	Player (Seasons)	No.	Yards	Avg.	TD
1	Nelson Spruce (2012-15)	294	3,347	11.4	23
2	Shay Fields (2014-17)	190	2,552	13.4	21
3	Michael Westbrook (1991-94)	167	2,548	15.3	19
4	Rae Carruth (1992-96)	135	2,540	18.8	20
5	Scotty McKnight (2007-10)	215	2,521	11.7	22
6	Charles E. Johnson (1990-93)	127	2,447	19.3	15
7	Paul Richardson (2010-13)	156	2,412	15.5	21
8	Phil Savoy (1994-97)	152	2,176	14.3	14
9	Derek McCoy (2000-03)	134	2,038	15.2	20
10	Javon Green (1997-2000)	136	2,031	14.9	17
11	Laviska Shenault (2017-19)	149	1,943	13.0	10
12	Bryce Bobo (2014-17)	150	1,638	10.9	10
13	Devin Ross (2013-17)	140	1,621	11.7	9
13	*Daniel Graham (1998-2001)	106	1,543	14.6	11
15	Monte Huber (1967-69)	111	1,436	12.9	5
16	Dusty Sprague (2004-07)	103	1,261	12.2	4
17	Mike Pritchard (1987-90)	47	1,241	26.4	10
18	Marcus Stiggers (1996-99)	80	1,223	15.1	10
19	K.D. Nixon (2017-20)	99	1,221	12.3	7
20	Ron Brown (1981-85)	57	1,217	21.4	8
21	Darrin Chiaverini (1995-98)	97	1,199	12.4	6
22	D.J. Hackett (2002-03)	93	1,194	12.8	9
23	*Jon Embree (1983-86)	80	1,166	14.6	5
24	Toney Clemons (2010-11)	86	1,162	13.5	11
25	Loy Alexander (1983-85)	78	1,107	14.2	8
54	Dimitri Stanley (2018-21)	61	673	11.0	4
79	Brady Russell (2018-21)	45	523	11.1	3
106	Brenden Rice (2020-21)	23	405	17.6	4

ALL-PURPOSE YARDS

Rk	Player (Seasons)	Rush	Rec	KOR	PR	Total
1	Phillip Lindsay (2014-17)	3,707	976	1,077	0	5,760
2	Rodney Stewart (2008-11)	3,598	969	239	22	4,828
3	Eric Bieniemy (1987-90)	3,940	380	31	0	4,351
4	Hugh Charles (2004-07)	2,659	552	411	0	3,622
5	Nelson Spruce (2012-15)	2	3,347	63	180	3,592
10	Charlie Davis (1971-73)	2,958	131	75	0	3,164
25	Scotty McKnight (2007-10)	4	2,521	21	36	2,582
30	Josh Smith (2007-08)	66	838	1,276	292	2,472
35	Laviska Shenault (2017-19)	280	1,943	54	55	2,332
40	Walter Stanley (1980-81)	399	490	1,172	138	2,199
45	Ron Brown (1981-85)	751	1,217	128	0	2,096

YARDS FROM SCRIMMAGE

Rk	Player (Seasons)	Rush	Rec	Total
1	Phillip Lindsay (2014-18)	3,707	976	4,683
2	Rodney Stewart (2008-11)	3,598	969	4,567
3	Eric Bieniemy (1987-90)	3,940	380	4,320
4	Bobby Purify (2000-04)	3,016	508	3,524
5	Rashaan Salaam (1992-94)	3,057	412	3,469
10	Lee Rouson (1981-84)	2,296	699	2,995
20	Scotty McKnight (2007-10)	4	2,521	2,525
21	Paul Richardson (2010-13)	38	2,412	2,450
22	Bobby Anderson (1967-69)	2,367	68	2,435
23	Christian Powell (2012-15)	2,040	229	2,269
24	Kayo Lam (1933-35)	2,140	111	2,251
25	Laviska Shenault (2017-19)	280	1,943	2,223

SCORING

Rk	Player (Seasons)	TD	2Pt	EP-EPA	FG-FGA	PTS
1	Mason Crosby (2003-06)	0	0-0	109-117	66-88	307
2	Will Oliver (2011-14)	0	0-0	129-131	50-69	279
3	Eric Bieniemy (1987-90)	42	1-1	0-0	0-0	254
4	Phillip Lindsay (2014-17)	39	0-0	0-0	0-0	234
5	Jeremy Aldrich (1996-99)	0	0-0	87-95	48-64	231
6	Bobby Anderson (1967-69)	35	1-2	0-0	0-0	212
7	Chris Brown (2001-02)	34	0-0	0-0	0-0	204
8	James Stefanou (2017-20)	0	0-0	97-98	34-49	199
9	Rashaan Salaam (1992-94)	33	0-0	0-0	0-0	198
10	Tom Field (1979-83)	0	0-0	82-86	36-55	190
88	Evan Price (2018-21)	0	0-0	24-24	14-16	66



ACTIVE COLORADO CAREER STATISTICAL CHARTS, CONTINUED

KICK SCORING

Rk	Player (Seasons)	EP-EPA	FG-FGA	PTS
1	Mason Crosby (2003-06)	109-117	66-88	307
2	Will Oliver (2011-14)	129-131	50-69	279
3	Jeremy Aldrich (1996-99)	87-95	48-64	231
4	James Stefanou (2017-20)	97-98	34-49	199
5	Tom Field (1979-83)	82-86	36-55	190
23	Evan Price (2019-20)	24-24	14-16	66

PUNTING

Rk	Player (Seasons)	No.	Yards	Avg.	Long	In 20
1	Mark Mariscal (1999-2002)	99	4,632	46.79	68	25
2	Josh Watts (2020-21)	73	3,324	45.53	64	21
3	Barry Helton (1984-87)	153	6,873	44.92	68	44
4	Keith English (1985-88)	55	2,457	44.67	77	21
5	Zack Jordan (1950-52)	137	6,113	44.62	78	23
6	John Torp (2002-05)	205	9,145	44.61	72	65

KICKOFF RETURNS

Rk	Player (Seasons)	No.	Yards	Avg.	TD
1	Ben Kelly (1997-99)	64	1,798	28.1	3
2	Terrence Wheatley (2003-07)	56	1,350	24.1	0
3	Josh Smith (2007-08)	50	1,276	25.5	1
4	M.J. Nelson (1986-89)	51	1,198	23.5	0
5	Walter Stanley (1980-81)	49	1,172	23.9	1
10	Ryan Severson (2013-16)	40	872	21.8	0
15	K.D. Nixon (2017-20)	33	758	23.0	0

INTERCEPTIONS

Rk	Player (Seasons)	No.	Yards	Avg.	TD
1	John Stearns (1970-72)	16	339	21.2	0
2	Chris Hudson (1991-94)	15	204	13.6	2
3	Dick Anderson (1965-67)	14	151	10.8	0
3	Terrence Wheatley (2003-07)	14	154	11.0	2
5	two with	13	(Tim James, Tedric Thompson)		

TACKLES

Rk	Player (Position, Seasons)	UT	AT	—	TOT	TFL
1	Barry Remington (LB, 1982-86)	245	248	—	493	21- 60
2	Matt Russell (LB, 1993-96)	282	164	—	446	44-144
3	Greg Biekert (LB, 1989-92)	280	161	—	441	33- 73
4	Jordan Dizon (LB, 2004-07)	293	147	—	440	35-137
5	Nate Landman (LB, 2017-21)	285	124	—	409	40-120
5	Ted Johnson (LB, 1991-94)	253	156	—	409	21- 61
7	Rick Gamboa (2015-18)	188	200	—	388	7- 20
8	Laval Short (DL, 1976-79)	141	231	—	372	37-239
9	Chad Brown (LB, 1989-92)	242	127	—	369	38-169
10	Michael Jones (LB, 1986-89)	218	131	—	349	13- 41
—	Carson Wells (LB, 2018-21)	104	48	—	152	32-115
—	Mustafa Johnson (DL, 2018-21)	93	42	—	135	32-127

UNASSISTED TACKLES

Rk	Player (Position, Seasons)	UT
1	Jordan Dizon (LB, 2004-07)	293
2	Nate Landman (LB, 2017-21)	285
3	Matt Russell (LB, 1993-96)	282
4	Greg Biekert (LB, 1989-92)	280
5	Ted Johnson (LB, 1991-94)	253
6	Barry Remington (LB, 1982-86)	245

QUARTERBACK SACKS

Rk	Player (Seasons)	No.	Yards
1	Alfred Williams (1987-90)	35	242
2	Ron Woolfork (1990-93)	33	241
3	Greg Jones (1992-96)	25	158
4	Laval Short (1976-79)	24½	192
5	Abraham Wright (2004-06)	21	151
10	Bill Brundige (1967-69)	19	151
10	Curt Koch (1984-87)	19	119
10	Leonard Renfro (1989-92)	19	97
13	Ryan Olson (1994-97)	16½	89
14	Mustafa Johnson (2018-21)	16	79
15	Kanavis McGhee (1987-90)	15	97
27	Carson Wells (2018-21)	12	71
32	Nate Landman (2017-21)	11	63

TACKLES FOR LOSS

Rk	Player (Seasons)	No.	Yards
1	Alfred Williams (1987-90)	59	303
2	Ron Woolfork (1990-93)	53	303
3	Greg Jones (1992-96)	45	205
4	Matt Russell (1993-96)	44	144
5	Leonard Renfro (1989-92)	43	142
6	Nate Landman (2017-21)	40	120
7	Curt Koch (1984-87)	39	212
8	Chad Brown (1989-92)	38	169
8	Kanavis McGhee (1987-90)	38	163
10	Laval Short (1976-79)	37	239
10	Bill Brundige (1967-69)	37	176
12	Jordan Dizon (2004-07)	35	137
13	Arthur Walker (1986-89)	34	165
14	Jashon Sykes (1998-2001)	33	97
14	Greg Biekert (1989-92)	33	73
16	Herb Orvis (1969-71)	32	214
16	Chidera Uzo-Diribe (2010-13)	32	171
16	Mustafa Johnson (2018-20)	32	127
16	Carson Wells (2018-21)	32	115
16	George Hypolite (2005-08)	32	127
21	Joel Steed (1988-91)	31	109
21	Jimmie Gilbert (2013-16)	31	181

THIRD DOWN STOPS

Rk	Player, Pos. (Seasons)	No. (4th)
1	Nate Landman, ILB (2017-21)	51 (8)
2	Jordan Dizon, ILB (2004-07)	48 (7)
3	Chidobe Awuzie, CB (2013-16)	47 (4)
4	Matt Russell, ILB (1993-96)	45 (7)
5	Jimmie Gilbert, OLB (2013-16)	44 (3)
6	Chad Brown, ILB/OLB (1989-92)	42 (5)
7	Greg Biekert, ILB (1989-92)	41 (6)

PASS DEFLECTIONS

Rk	Player (Seasons)	No.
1	Marcus Washington (1995-98)	42
2	Damen Wheeler (1996-99)	39
3	Greg Henderson (2011-14)	36
3	Ken Crawley (2012-15)	36
5	Chidobe Awuzie (2013-16)	35
10	Mickey Pruitt (1984-87)	32
10	Isaiah Oliver (2015-17)	32

SPECIAL TEAM TACKLES

Rk	Player (Seasons)	UT	AT	—	Total
1	Ryan Sutter (1994-97)	32	32	—	64
2	Darren Fisk (1995-97)	25	23	—	48
3	Ryan Black (1994-97)	21	19	—	40
4	Beau Bisharat (2016-19)	28	11	—	39
5	Terrel Smith (2010-14)	24	10	—	34
5	Arthur Jaffee (2008-11)	21	13	—	34

SPECIAL TEAM POINTS

Rk	Player (Seasons)	UT	AT	In20	Other	Points
1	Ryan Sutter (1994-97)	32	32	13	46	123
2	Beau Bisharat (2016-19)	28	11	8	51	98
3	Arthur Jaffee (2008-11)	21	13	9	46	89
4	Darren Fisk (1995-97)	25	23	3	35	86
5	Ryan Severson (2013-16)	19	5	8	52	84
6	Derrick Webb (2010-13)	19	13	6	43	81
7	Travis Sandersfeld (2008-11)	13	7	5	47	72
8	Ryan Black (1994-97)	21	19	4	24	68
9	Paul Rose (1987-90)	14	20	8	25	67
9	Daniel Arias (2018-21)	9	1	3	54	67
11	Jalil Brown (2007-10)	19	5	4	37	65
11	Terrel Smith (2010-14)	24	10	8	23	65

MOST FORCED FAIR CATCHES

Rk	Player (Seasons)	FFC
1	Ryan Iverson (2010-13)	27
2	Daniel Arias (2018-21)	25
3	Jalil Brown (2007-10)	17
4	Beau Bisharat (2016-19)	16
5	John Walker (2013-15)	13

**ALL-BLACK UNIFORMS**

Colorado has worn its all black uniforms on **56** occasions, when the Buffaloes wear both black jerseys and black pants, owning a **24-31-1** record; the Buffs have also added black helmets to the look, having worn black top-to-bottom on seven occasions (**0-8** in that combo). A little history on the all-black look: the brainchild of then-head coach Bill McCartney, CU first wore the garb on Nov. 28, 1987 for a game after Thanksgiving at the time; the opponent was CU's old Big 8 rival, Nebraska. The Buffs came out and warmed up in gold pants, and upon returning to the locker room at the conclusion of warm-ups, the players found black pants hanging in their lockers. "It was something we thought about a long time ago," Mac said at the time. "You couldn't do this overnight. We didn't tell the kids, and they were real excited." He went on to say that it was planned a month or so out to give the team a shot of adrenaline prior to kickoff.

COLORADO / ALL-BLACK UNIFORMS (24-30-1)

Year	Opponent	Result	Year	Opponent	Result	Year	Opponent	Result	Year	Opponent	Result
1987	Nebraska	L 7-24	1999	Nebraska (OT)	L 30-33	2006	Texas Tech	W 30-6	2013	*Arizona State	L 17-51
1988	Oklahoma	L 14-17	2000	Iowa State	L 27-35		Kansas State	L 21-34		*Arizona	L 20-44
1990	Iowa State	W 28-12	2001	Nebraska	W 62-36		Iowa State	W 33-16		Southern California	L 29-47
1991	Missouri	W 55-7	2002	Kansas State	W 35-31	2007	c—Colorado St. (OT)	W 31-28	2014	*Arizona State	L 24-38
1992	Oklahoma	T 24-24		Baylor	W 34-0		Florida State	L 6-16		Oregon State	L 31-36
1993	Nebraska	L 17-21		Texas Tech	W 37-13		Nebraska	W 65-51	2015	*Southern California	L 24-27
1994	Oklahoma State	W 17-3		Iowa State	W 41-27	2008	c—Colorado State	W 38-17	2016	Utah	W 27-22
1995	Missouri	W 21-0		b—Oklahoma	L 7-29		West Virginia (OT)	W 17-14	2017	*at UCLA	L 23-27
	a—Oregon	W 38-6	2003	Oklahoma	L 20-34		Texas	L 14-38		at Arizona State	L 30-41
1996	Texas	W 28-24		Nebraska	L 22-31		Oklahoma State	L 17-30	2018	UCLA	W 38-16
	Kansas State	W 12-0	2004	Colorado State	W 27-24	2009	Colorado State	L 17-23	2019	*SOUTHERN CAL	L 31-35
1997	Kansas	W 42-6		Texas	L 7-31		Nebraska	L 20-28		STANFORD	W 16-13
	Missouri	L 31-41		Kansas State	W 38-31	2011	*Southern California	L 17-42	2020	*UTAH	L 21-3
1998	Kansas State	L 9-16	2005	Nebraska	L 3-30	2012	UCLA	L 14-42	2021	SOUTHERN CAL	L 14-37

a—Cotton Bowl; b—Big 12 Championship at Houston; c—in Denver (*—wore black helmets).

BLACK HELMETS: Colorado has worn black helmets on **24** occasions in its history, usually with a gold or sometimes a silver logo, and once with a pink logo; CU is **3-21** in the black headgear. The games (*—matte black; #—worn with a pink logo as part of Blackout Breast Cancer awareness):

Year	Opponent	Result	Year	Opponent	Result	Year	Opponent	Result
1998	BAYLOR	W 18-16	2014	*ARIZONA STATE	L 24-38	2018	NEW HAMPSHIRE	W 45-14
2011	SOUTHERN CALIFORNIA	L 17-42		*at Southern California	L 28-56		at California	L 21-33
	at UCLA	L 6-45		*at Arizona	L 20-38	2019	AIR FORCE (OT)	L 23-30
2012	ARIZONA STATE	L 17-51		*at Oregon	L 10-44		SOUTHERN CALIFORNIA	L 31-35
	at Arizona	L 31-56	2015	*OREGON	L 24-41		at Utah	L 15-45
2013	at Arizona State	L 13-54		*SOUTHERN CALIFORNIA	L 24-27	2020	UTAH	L 21-38
	#ARIZONA	L 20-44	2017	at UCLA	L 23-27	2021	at California	L 3-26
	at UCLA	L 23-45	2016	IDAHO STATE	W 56-7			
	at Utah	L 17-24						

OTHER UNIFORM LOOKS

GOLD HELMET/WHITE UNIS/BLACK PANTS (Colorado's standard road combination through much of the 1980s/1990s/2000s): **Last: 2021** (at Oregon, L; at Arizona State, L); **2020** (at Stanford, W); **2019** (at Oregon, L); **2018** (at Nebraska, W); **Last: 2017** (at Oregon, L); **2017** (at Oregon State, W).

GOLD HELMET/WHITE UNIS/GOLD PANTS: **Last: 2018** (at USC, L); **2016** (at Arizona, W); **2015** (at Oregon State, W); **2014** (at Massachusetts, W); **2013** (CSU in Denver, W; Oregon State, L; at Washington, L); **2008** (at Texas A&M, L); **2007** (at Iowa State, L; at Arizona State, L); **2006** (at Missouri, L; at Georgia, L); **2004** (UTEP, Houston Bowl, W)

GOLD HELMET/WHITE UNIS/SILVER PANTS (0-1): 2018 (at Washington, L)

GOLD HELMET/WHITE UNIS/WHITE PANTS: **Last: 2021** (at Arizona State, L); **2020** (at Arizona, W); **2019** (at Arizona State, W); **2018** (CSU in Denver, W); **2013** (at Utah, L); **2010** (at Nebraska, L); **2009** (at Kansas State, L); **2008** (at Nebraska, L; at Florida State, L); **2005** (at Miami-Fla., L); **2004** (at Nebraska, W).

BLACK HELMET/WHITE UNIS/BLACK PANTS (0-8): 2021 (at California, L);

2019 (at Utah, L); **2018** (at Cal, L); **2014** (at USC, L); **2013** (at UCLA, L; at Arizona State, L); **2012** (at Arizona, L); **2011** (at UCLA, L)

BLACK HELMET/BLACK UNIS/GOLD PANTS (1-0): 2016 (Idaho State, W).

BLACK HELMET/SILVER UNIS/BLACK PANTS (0-2): 2019 (Air Force, L); **2015** (Oregon, L).

BLACK HELMET/SILVER UNIS/SILVER PANTS (1-0): 2018 (New Hampshire, W).

BLACK HELMET/WHITE UNIS/GOLD PANTS (0-1): 2014 (at Arizona, L).

BLACK HELMET/WHITE UNIS/WHITE PANTS (0-2): 2014 (at Oregon, L); **2013** (at Utah, L).

SILVER HELMET/BLACK UNIS/SILVER PANTS (1-2): 2018 (Washington State, L);

2017 (Washington, L); **2016** (Washington State, W).

SILVER HELMET/SILVER UNIS/SILVER PANTS (1-1): 2016 (at Stanford, W);

2015 (Arizona, L).

SILVER HELMET/WHITE UNIS/SILVER PANTS (0-2): 2016 (at USC, L); **2015** (at Hawai'i, L).

SILVER HELMET/WHITE UNIS/WHITE PANTS (0-2): 2017 (at Washington State, L); **2015** (at Utah, L).

WHITE HELMET/BLACK UNIS/BLACK PANTS (1-0): 2018 (Arizona State, W).

WHITE HELMET/BLACK UNIS/WHITE PANTS (2-1): 2017 (Arizona, L);

2016 (Oregon State, W); **2015** (Nicholls State, W).

WHITE HELMET/ GOLD UNIS/WHITE PANTS (0-1): 2019 (at Washington State, L).

WHITE HELMET/SILVER UNIS/WHITE PANTS (1-0): 2017 (Texas State, W).

WHITE HELMET/WHITE UNIS/BLACK PANTS (0-1): 2015 (at Arizona State, L).

WHITE HELMET/WHITE UNIS/SILVER PANTS (0-1): 2015 (at UCLA, L).

WHITE HELMET/WHITE UNIS/WHITE PANTS (2-4): 2019 (at UCLA, L); **2018** (at Arizona, L);

2017 (at Utah, L); **2016** (at Oregon, W; Washington, L); **2015** (CSU in Denver, W).

IN-SEASON BIRTHDAYS

Here's the list of those coaches and players who have birthdays to celebrate during the 2021 season (starting last week of August; *—denotes on a game day):

Aug. 26 Jonathan Van Diest (23)	Sept. 16 Toren Pittman (19)	Oct. 21 Jackson Anderson (19)	Nov. 19 Frank Fillip (22)	Dec. 14 Nigel Bethel (22)
Aug. 28 Jeremiah Doss (23)	Sept. 19 Chris Carpenter (20)	Oct. 22 J.T. Shrout (22)	Nov. 19 Nate Landman (23)	Dec. 15 Justin Jackson (23)
Aug. 28 Caleb Fauria (20)	Sept. 20 Trevor Woods (19)	Oct. 23 *Jaylon Jackson (23)	Nov. 19 Tyas Martin (19)	Dec. 17 Isaiah Lewis (23)
Aug. 31 Brady Russell (23)	Sept. 24 Edgar Amaya (19)	Oct. 23 *Dimitri Stanley (22)	Nov. 20 *Curtis Appleton (22)	Dec. 18 Karl Dorrell (58)
Sept. 1 Devin Grant (22)	Oct. 2 Trustin Oliver (20)	Oct. 23 *Jayle Stacks (19)	Nov. 27 Kaylin Moore (19)	Dec. 28 Deion Smith (22)
Sept. 2 Daniel Arias (23)	Oct. 4 Evan Price (22)	Nov. 9 Chris Reinert (36)	Dec. 3 Robert Barnes (23)	Dec. 28 Keith Miller III (20)
Sept. 3 *Mac Willis (21)	Oct. 8 Kanaan Turnbull (22)	Nov. 10 Joshua Jynes (22)	Dec. 3 Gerard Lichtenhan (20)	Dec. 29 Bryan Cook (45)
Sept. 5 Joshka Gustav (22)	Oct. 9 Austin Smith (19)	Nov. 11 Austin Dahlke (19)	Dec. 8 Brendon Lewis (20)	Jan. 2 Jamar Montgomery (22)
Sept. 7 Devin Lynch (23)	Oct. 12 Darrin Chiaverini (44)	Nov. 14 Noah Fenske (22)	Dec. 8 Tyrin Taylor (19)	
Sept. 8 Zion Magalei (19)	Oct. 14 Colby Pursell (23)	Nov. 15 Alec Pell (21)	Dec. 11 Blayne Toll (19)	
Sept. 12 Tommy Notaraini (20)	Oct. 19 Michael Harrison (20)	Nov. 17 Kary Kutsch (22)	Dec. 13 Austin Johnson (21)	

**2021 SPECIAL GAMES/WEEKENDS**

The tentative list of special games/weekends at Folsom Field this fall:

- Sept. 11 (Texas A&M in Denver):** First Responder Appreciation
Sept. 18 (Minnesota): Cross Country & Track Reunion; Extra Yard for Teachers Men's Golf, Lacrosse Alumni Weekends
Oct. 2 (USC): Family Weekend; Honorary C Award Ceremony; Michael Westbrook College FB HOF Recognition

- Oct. 16 (Arizona):** Living Legends; '71 Astro-Bluebonnet Team Reunion; Ski Ball, Women's Soccer Alumnae Weekend
Nov. 6 (Oregon State): Homecoming, Athletic Hall of Fame Volleyball Alumnae Weekend, Military Appreciation
Nov. 20 (Washington): Senior Day.

PAC-12 BOWL AGREEMENTS FOR 2021

Here are the current Pac-12 Conference bowl agreements (all times mountain; order not confirmed):

- # 1 Rose Bowl presented by Northwestern Mutual (Pasadena; ESPN: Jan. 1**
if in CFP semifinal, 3:00 p.m.; otherwise, see below).
2 Valero Alamo (San Antonio; ESPN: Dec. 29 vs. Big 12, 7:15 p.m.)
3/4 San Diego CCU Holiday (San Diego; FOX: Dec. 28 vs. ACC, 6:00 p.m.)
3/4 SRS Distribution Las Vegas (Las Vegas; ESPN: Dec. 30 vs. SEC, 8:30 p.m.)
5 Tony the Tiger Sun (El Paso; CBS: Dec. 31 vs. ACC/Notre Dame; 10:30 a.m.)

- # 6 Jimmy Kimmel LA (Los Angeles; ABC: Dec. 18 vs. Mountain West #1, 5:30 p.m.)**
7 One of the following ESPN Bowls will be the Pac-12's 7th (& maybe 8th option):
Lockheed Martin Armed Forces (Fort Worth; ESPN: Dec. 22 vs. At-Large, night)
Union Home Mortgage Gasparilla (Tampa; ESPN: Dec. 23 vs. At-Large, 5:00 p.m.)
SERVEPRO First Responder (Dallas; ESPN: Dec. 28 vs. At-Large, 1:15 p.m.)

Note: If the Pac-12 champion is in the top four of the College Football Playoff poll following the 2021 season it would play in either the Cotton or Orange bowls (both Jan. 1) as a participant in the CFP semifinals. If the champion is not among those four, it will play in the Rose.

WHO IS/HAS BEEN IN ON OFFENSE & DEFENSE

The last Buff to play on both sides of the ball was **OLB Carson Wells**, who played some fullback late in 2018 (three snaps, picking up two touchdown block credits) ... **George Frazier**, as he did his freshman year in 2014, appeared on both offense (TE/FB) and defense (DE) as senior in 2017 (he played 506 total snaps between offense, defense and special teams). In 2014, he played both defensive end and fullback for the first time against Arizona State, becoming the first Buff to appear on both sides of the ball since 2005 in the process, and continued to do so the remainder of the season. Otherwise, you have to go back to the 2008 season, when **Eugene Goree** was on-call to do so, as the redshirt frosh was both a DT and an OG during the second half of the season; he did appear on both sides of the ball but not in the same game. Through the years, there have been a few players who wind up playing on both sides of the ball in the same game: **DT John Guydon** (DT/OG at Texas on October 15, 2005) and that was the first time it happened other than a gimmick here or there since **WR Michael Westbrook** played a series at safety against Baylor in 1993 (linemen **DE James Garee**, **DT Sam Wilder** and **DT Justin Bannan** all appeared on offense, catching one pass each). **CB Ben Kelly** tried tailback in 1999 at Texas Tech; he finished with three yards on one carry (a nice 5-yard run was wiped out by a penalty). Between 1994 and 2005, several Buffs played on both sides of the ball, as offensive linemen often played on the goal line or short yardage defense units—**OG Heath Irwin**, **OG Clint Moore**, **OG Chris Naeole**, **OT Melvin Thomas** and **OG Brad Bedell** all did it at one time or another between 1993 and 1998. In 1990, **OLBs Alfred Williams** and **Kanavis McGhee** played some tight end in a 64-3 win over Kansas State (Williams caught a pass for 17 yards).

SUPER BOWL BUFFALOES

In 2020, 247Sports looked at all 108 rosters of the 54 Super Bowls and developed an all-time list of the schools that have the most players appear in the game (*results for SB55 were not updated*). Colorado came in tied for 10th with LSU and Ohio State with 93 players (Buffs have won a total of 52 Super Bowl rings). Topping the list was Miami-Fla. with 122, followed by USC (120), Michigan (114), UCLA (112), Penn State (110), Notre Dame (105), Tennessee (102), Georgia and Nebraska (96). Next after the Buffs from the Pac-12 were Stanford (16th, 84), California (17th, 83), Arizona State (19th, 75) Oregon (23rd, 71) and Washington (28th, 65).

SUPER BOWL SCORING. In the 55 Super Bowls, Colorado is tied for 21st in producing points with 37: **WR Cliff Branch** scored 18 for the Raiders, **PK Mason Crosby** seven for the Packers, **FB Cullen Bryant** six for the Rams and **WR Boyd Dowler** six for the Packers. The all-time list:

Miami, Fla.	84	Stanford	54	USC	42	LSU	32	BYU	24
Penn State	81	Memphis	50	UCLA	39	Georgia Tech	31	Cincinnati	24
Florida	68	Mississippi Valley State	48	North Carolina State	38	Michigan	30	Kansas	24
California	66	Illinois	45	Wisconsin	38	Oklahoma State	30	Kansas State	24
Notre Dame	64	Michigan State	45	COLORADO	37	Syracuse	30	Louisiana Tech	24
Texas Tech	62	Oklahoma	44	Florida State	37	Wyoming	30	Tulane	24
Georgia	61	Arizona	42	Pittsburgh	34	South Carolina	28	North Carolina	24
Nebraska	54	Ohio State	42	South Dakota State	34	Minnesota	25		

WHY CU AND NOT UC?

A question often asked of many former Big Eight schools: Why is it the University of Colorado, but the moniker is CU and not UC? (The same applies at Kansas—KU, Missouri—MU, Nebraska—NU and Oklahoma—OU). "Midwestern casualness," said CU historian, the late Fred Casotti. It has always been this way at Colorado, for whatever reason, and at the other four—but seemingly nowhere else in the USA (except for Tulsa, but its midwest, too). In the 1950s, there was a concerted effort to eliminate the use of "CU" on the Boulder campus, both as a symbol and in speech, but Casotti said that no one would buy into it. "Nobody would change," he said. "It's easier to say than U of C, UC sounds like slang or something (as in 'you see'), and it was traditional. By trying to eliminate it, they reinforced it."

HISTORY OF THE END ZONE "COLORADO"

As in the south end zone, that is. In 1967, the stadium was lowered when the track was removed, and that area remained basically a dirt hill. Former long-time senior associate A.D. **Jon Burianek** said that we tried to grow grass and bushes there, but none took. The first artificial field was installed during the summer of 1971, and that area was then covered with asphalt and the large, block COLORADO was painted on it, then in all-white block lettering. Trim was later added, and at one time, when blue was one of the school colors, the end zone as well was painted blue instead of the familiar black.



RALPHIE VI MAKES HER DEBUT

On September 1, the University of Colorado Ralphie Program Manager **Taylor Stratton** announced that the school had anointed its newest live Buffalo mascot – **Ralphie VI** – and she made her debut last Friday night at the Buffaloes' season opener against Northern Colorado. The 44,153 in attendance started chanting "Ralphie ... Ralphie" prior to her initial run, and Folsom Field exploded in applause and cheers as she completed two runs in CU's 35-7 win.

(Ralphie did not attend the Texas A&M game in Denver as her caretakers are easing her into different environments.)

The newest Ralphie is a shade over 15 months old, as she was born on May 27, 2020 on a ranch in western Nebraska. An orphan rejected by her mother at birth, she was adopted and raised in part by a beef cow. She now tips the scales at just under 500 pounds; the previous quintet of buffalo mascots eventually weighed around 1,300 pounds, but it is hard to predict just how big VI will grow. Ralphie V was retired after the 2019 season after serving the university for 12 years, matching the tenures of both Ralphies I and IV. She is in good health and is enjoying her "retirement."



Stratton was the assistant coach and took over the Ralphie program on April 1, 2020; she was involved from the get-go with former head coach John Graves to identify a new mascot. The search for her successor started immediately, but the process was put on hold and then delayed due to the COVID-19 pandemic. The newest Ralphie was donated to the program in November 2020, and after months of training, evaluation and getting to know the fast-growing calf, Stratton felt confident over the course of this past summer that she had secured the candidate for VI.

"I couldn't be more excited to introduce Ralphie VI this Friday night," athletic director **Rick George** said. "This will be a really special moment in our Ralphie history as Ralphie VI makes her first appearance to open our 2021 season. Colorado football is synonymous with Ralphie and I'm ecstatic to continue this tradition with Ralphie VI as the best tradition in college athletics."

"We're very excited for the opportunity to continue the Ralphie live mascot program," Stratton said. "We understand how much Ralphie means to everyone in Buff Nation. Throughout the entire process, we have always prioritized the care and safety of the buffalo and her handlers above all else. All of Ralphie's training is completed with positive reinforcement, and ultimately the decision on whether or not she runs will always depend on her safety and that of her handlers."

The Backstory of Finding VI

On his ranch just north of Chadron, Neb., **Will Isham** has been in the buffalo business for the last 20 years. As a CU Boulder graduate (Finance '80), he has always had a love for these majestic animals. His daughter **Drew** followed in her father's footsteps and also attended CU (Communication '13). After graduation, her close friend and sorority sister **Sara Abdulla**, began working with CU's Alumni Association (program manager of student outreach). Drew started attending more alumni events and over time, became friends with Sara's colleague, Taylor Marie Stratton, who started working with the organization in 2017. Stratton left the alumni office when she was named as the manager of CU's Ralphie Live Mascot Program. After it was decided for Ralphie V to retire and the need for a new Ralphie arose, she remembered the young woman from all those alumni gatherings who grew up on a bison ranch and gave her a call. Nine months ago, the Isham family formally donated a bison heifer calf to CU and hope to remain a part of the program for years to come. While the ranch may be in northwestern Nebraska, the Ishams are truly CU through-and-through. Five members of the Isham family have attended the university: in addition to Will and Drew, Michael Burns ('67), Glory Isham Burns ('75 and a board member of CU's prestigious Leeds School of Business) and most recently, Jay Braddock Voss (Graduate School of Banking '15).

The Handlers

Taylor Stratton succeeded John Graves as the program's director on April 1, 2020. A 2013 CU graduate, she lettered three years as a handler and represented the program on HBO's Real Sports with Bryant Gumbel. Growing up in Southern Colorado on her family's multi-generational working ranch, she was always around horses and livestock so it was natural for her to become involved in the program. She was the assistant coach for four years before being promoted. The assistant coach is **Colton Behr**, himself also a four year letterwinner as a handler. He was the rookie of the year for 2015, was twice named the recipient of the Tough Buff Award for strength and conditioning prowess, and as a senior, was presented with the Heart of the Buffalo Award. Then there are 16 handlers in all – 12 men, four women – all current CU students, including four first-year members, all of whom also help care for Ralphie year-round,

The History

The six Ralphies in all, dating back to her first appearance on Sept. 16, 1967, have led the Buffaloes on to the field for 356 games (not including spring games or scrimmages). Those break down into 297 home games, 24 bowl games, 19 Rocky Mountain Showdowns in Denver, 12 regular season road games and four Big 12 Championship games. Ralphie I ran the most times (78), with V next (76), followed by IV (75) and III (73); Ralphie II had the shortest tenure – 53 games -- but passed away early in the 1987 season. The original Ralphie performed six times at away games and in seven bowls for the most outside the state of Colorado (13); III appeared at the most bowl games (8, including CU's two Orange Bowl national championship games).

➤ The Ralphie Live Mascot program is completely funded through private donations; those interested in supporting the program, please visit <https://cubuffclub.com/RALPHIEVI>.

STREAKING

Colorado has active multiple win streaks going against 11 Division I-A/FBS schools. The list: **5**—Colorado State; **4**—San Jose State; **3**—Stanford, Utah State, Wyoming; **2**—Arizona, Iowa, Louisiana-Monroe, Massachusetts, Nebraska, Notre Dame and San Diego State. CU's longest current losing streaks are to Southern California (15), Texas (6), Missouri (5), Utah (4) and LSU, Michigan, Ohio State, Oklahoma State (3).

**GAME 1: COLORADO 35, NORTHERN COLORADO 7****SEPTEMBER 3, 2021****FOLSOM FIELD, BOULDER**

BOULDER — Karl Dorrell's Colorado Buffaloes overcame a slow start to grind out a 35-7 win over Northern Colorado in both teams' season opener at Folsom Field.

While new CU mascot Ralphie VI had a successful debut in front of an enthusiastic crowd of 44,153, the Buffs offense struggled to find its footing early. But CU finally put two scores on the board in the second quarter while the defense produced a first-half shutout, then added 21 points in the second half to wrap up the win.

CU's Jarek Broussard ran 15 times for 94 yards and a touchdown as Colorado dominated the game on the ground. The Buffs finished with 383 yards total offense, including an overwhelming 281-17 edge on the ground as four different CU running backs found the end zone. CU freshman quarterback Brendon Lewis completed 10 of 15 attempts for 102 yards and a touchdown in his starting debut.

One big downside to the night proved to be penalties, as CU was flagged for 12 miscues for 117 yards. And both teams struggled offensively in the first half before CU finally found its footing early in the second quarter.

Thanks to a UNC penalty that kept a Buffs drive alive at the Bears 38, the Buffs took advantage of the opportunity to get to the end zone. Lewis hit tight end Brady Russell with a 7-yard pass, Broussard burst up the middle for a 12-yard gain and two plays later, he capped the drive with a 1-yard touchdown run.

CU's defense continued to keep the Bears bottled up and forced two more UNC punts before the Buffs struck again.

Colorado drove 56 yards in five plays for its second touchdown and a 14-0 lead. Broussard provided a big play with a 30-yard run down the left sideline before Lewis then found Montana Lemonious-Craig in the end zone with a 17-yard throw.

CU's defense then turned away UNC's most productive drive of the half. The Bears moved from their own 25 to the Colorado 15, only to see UNC quarterback Dylan McCaffrey overthrow his receiver, giving CU's Mekhi Blackmon an interception in the end zone.

After Becker hit the crossbar on a 53-yard field-goal try on CU's first possession of the second half, the Buffs took their next possession and hammered out their third scoring drive of the night.

Starting from its own 10-yard line, Colorado drove 90 yards in 16 plays for a touchdown, using 7:25 off the clock. Alex Fontenot performed the bulk of the work, carrying six times for 32 yards, including a 3-yard touchdown run to cap the drive.

UNC finally got on the board on its next possession, going 75 yards in seven plays. The Buffs helped the Bears on the drive with two costly penalties, including an unsportsmanlike conduct flag on fourth down. Northern Colorado finally reached the end zone when McCaffrey connected with Washington State transfer Kassidy Woods for a 34-yard touchdown pass to cut CU's lead to 21-7 at the end of the third quarter.

The Buffs, however, quickly answered. After a nice kick return by Brenden Rice to the CU 46, the Buffs went 64 yards in six plays for a touchdown. Ashaad Clayton finished the drive with a 1-yard scoring run for a 28-7 Colorado lead.

The Buffs then tacked on another touchdown to their total midway through the quarter after the defense held at midfield on fourth down. Deion Smith ran for 21 yards, Lewis connected with La'Vontae Shenault on a 23-yard pass and Smith then ran 7 yards for CU's fifth touchdown of the night and a 35-7 lead.

Northern Colorado ...	0	0	7	0	—	7
COLORADO	0	14	7	14	—	35

SCORING	Score	Time	Qtr
COLORADO —Broussard 1 run (Becker kick)	7- 0	13:51	2Q
COLORADO —Lemonious-Craig 17 pass from Lewis (Becker kick)	14- 0	7:02	2Q
COLORADO —Fontenot 3 run (Becker kick)	21- 0	3:10	3Q
N. Colorado —Woods 34 pass from McCaffrey (Raybon kick)	21- 7	0:00	3Q
COLORADO —Clayton 1 run (Becker kick)	28- 7	12:29	4Q
COLORADO —Smith 5 run (Becker kick)	35- 7	7:27	4Q

Attendance: 44,153 **Time:** 3:18 **Weather:** 73 degrees, partly cloudy, 50 percent humidity; winds from the north at 9 mph

TEAM STATISTICS	COLORADO	N.COLORADO
First Downs.....	22	15
Third Down Efficiency (Fourth).....	6-10 (0-0)	3-14 (0-2)
Rushes—Net Yards	49-281	18-20
Passing Yards	102	236
Passes (Att-Comp-Int).....	15-10-0	42-24-1
Total Offense.....	383	256
Return Yards	68	0
Punts: No-Average.....	3-40.0	6-37.3
Fumbles: No-Lost.....	0-0	1-0
Penalties/Yards	12/118	6/50
Quarterback Sacks—Yards	4-12	2-11
Time of Possession	30:44	29:16
Drives/Average Field Position	11/C33	10/N26
Red Zone: Scores-Attempts (Points).....	5-5 (35)	0-2 (0)

INDIVIDUAL STATISTICS

Rushing—Colorado: Broussard 15-94, Clayton 8-51, B.Lewis 8-44, Fontenot 8-40, Smith 4-32, Davis 5-22, Team 1-minus 2. **UNC:** Wilson 6-16, McCaffrey 9-9, Thomas 1-3, George 1-minus 4; Zincola 1-minus 4.

Passing—Colorado: B.Lewis 15-10-0, 102, 1 td. **UNC:** McCaffrey 42-24-1, 235, 1 td.

Receiving—Colorado: Lemonious-Craig 2-23, Shenault 2-23, Pell 1-17, Penry 1-16, Broussard 1-7, Russell 1-7, Stanley 1-7, Fontenot 1-2. **UNC:** Wilson 8-69, Woods 4-88, Mitchell 3-18, Thomas 3-2, DeLaCroix 2-30, Flowers 1-9, Morris 1-7, Zincola 1-7, Angelillo 1-6.

Punting—Colorado: Watts 3-40.0 (41 long, 1 In20). **UNC:** Brickhouse 6-37.3 (47 long, 2 In20).

Punt Returns—Colorado: Stanley 3-68. **UNC:** none.

Kickoff Returns—Colorado: Rice 1-44. **UNC:** Ison 1-23, Thomas 1-16.

Interceptions—Colorado: Blackmon 1-0. **UNC:** none.

Tackle Leaders—Colorado: Blackmon 3,2—5; Landman 4,0—4; Miller 4,0—4; Q.Perry 3,1—4; Sami 3,0—3; Thomas 3,0—3; M.Perry 1,2—3; Wells 1,2—3; I.Lewis 0,3—3; Gonzalez 2,0—2; Reed 2,0—2; Rodman 2,0—2; Land 1,1—2. **UNC:** Bobo 11,3—14; Gagnon 3,2—5; Potts 1,4—5; Jackson 4,0—4; Koffie 4,0—4; Talkington 1,3—4; Golden 2,1—3; Harris 2,1—3.

Quarterback Sacks—Colorado: Rodman 1-4, Sami 1-4, Thomas 1-4, Lang 1-0. **UNC:** Golden 1-8, Hoage 1-3.

Passes Broken Up—Colorado: Landman, Moore. **UNC:** none.

GAME NOTES

Colorado now leads the series by an **11-2** count (2-0 since the rivalry resumed in 2017 after being dormant since 1934). CU leads 7-1 in Boulder ... Tonight's attendance of **44,153** was bolstered late in the week by the announcement of Ralphie VI and an awesome turnout by the students; all 14,000 sport passes sold out (all-time student tickets sold were 14,442 in 1972, followed by 14,000 in 1990; **11,537** students were scanned in tonight) ... The Buffaloes are now **83-44-5** in 132 season openers, **55-20-1** at home; it was the first season opening win in Boulder since 2005, as most openers since 1988 took place in Denver ... Colorado is now **20-3** in non-conference regular season games dating back to 2013 ... CU is now **19-25** all-time on Fridays ... Karl Dorrell improved to 40-29 as a collegiate head coach 5-2 at Colorado) ... The late Hank Aaron would be proud: this was CU's **715th** all-time victory (715-517-36) ... UNC had 18 rushes for 20 yards; it was the fewest in a season opener since 1996, when Washington State had 21 rushes for a net 5 yards ... CU did not turn the ball over (or even have a fumble) in its third straight season opener; it's the second turnover-free game under Dorrell ... Colorado was 5-for-5 in the red zone (5 TDs), and is now an incredible 54-of-58 over the last 16 season openers (93.1%; 39 TDs/15 FGs). CU is 19-of-19 in the last four season lid-lifters ... The last time four different running backs scored in a game was on Sept. 26, 2015 in a 48-0 win over Nicholls State.

**GAME 2: TEXAS A&M 10, COLORADO 7****SEPTEMBER 11, 2021****EMPOWER FIELD AT MILE HIGH, DENVER**

DENVER — Colorado's defense played lights out all afternoon, but the Buffaloes' bid for an upset of No. 5 Texas A&M fell just short as the Aggies used a fourth-quarter touchdown to escape Empower Field with a 10-7 win.

The Buffaloes scored first, putting a touchdown on the board in the first quarter, but they never found the end zone again. Both teams missed field goals in the first half, and CU also came up short on a fourth-and-1 attempt at the Texas A&M 5-yard line in the second quarter while the Aggies lost a fumble in the end zone in the fourth quarter.

The Buffs stymied the high-powered A&M offense for 57 minutes before the Aggies finally put together a 77-yard scoring drive to take their first lead with just 2:41 left in the game.

Colorado's defense had an outstanding first half, dominating the Aggies for most of the first two quarters. CU forced six three-and-out possessions in the first half and held the Aggies without a first down until their final possession of the half.

Offensively, the Buffs started slowly — Brendon Lewis threw an interception on CU's first possession — but then found their ground game to reach the end zone.

After Colorado's defense forced its fourth straight three-and-out, the Buffs drove 69 yards in nine plays for a touchdown. Lewis carried three times for 48 yards on the march, including a 30-yard gain, before Jarek Broussard bulled in from 2 yards out for the touchdown. Cole Becker's PAT gave CU a 7-0 lead with 2:24 still to go in the first quarter.

Colorado's defense continued to hold the Aggies in check. With backup QB Zach Calzada at the helm after an early injury to starter Haynes King, A&M failed to collect a first down on its first six possessions.

The Buffs missed a chance to add to their lead early in the second quarter when a 46-yard field goal try went wide right and they came away empty again 10 minutes later after driving from their own 29 all the way to the A&M 5. Needing just 1 yard, the Buffs came up short on two straight plays and turned the ball over at the A&M on downs.

The Aggies finally got on the board late in the second quarter, driving 57 yards to the CU 23-yard line before settling for a 41-yard field goal just before halftime.

After a scoreless third quarter in which neither team could muster any kind of offensive threat, CU's defense came up with a huge play after the Aggies drove from their own 13 to the Colorado 13 midway through the fourth.

On third-and-13, Calzada scrambled from the pocket up the middle and lunged for the end zone, with the ball coming loose just as he reached the goal line. Officials initially signaled a touchdown, but upon review, changed the call to a fumble and CU recovery, protecting the Buffaloes' 7-3 lead.

Cornerback Mekhi Blackmon came up with the recovery, the second straight week he produced a turnover in the end zone (he had an interception last week vs. Northern Colorado).

But the Buffs could not move the ball on their ensuing possession and the Aggies moved from their own 23 to go 77 yards in 11 plays. Calzada threw an 18-yard scoring pass to Isaiah Spiller with just 2:41 left in the game.

CU couldn't move the ball on its next possession and turned the ball over on downs and A&M ran out the clock to escape with the win.

Texas A&M	0	3	0	7	—	10
COLORADO	7	0	0	0	—	7

SCORING	Score	Time	Qtr
COLORADO —Broussard 2 run (Becker kick)	7- 0	2:24	1Q
Texas A&M —Small 41 FG	7- 3	0:25	2Q
Texas A&M —Spiller 18 pass from Calzada (Small kick)	7-10	2:41	4Q

TEAM STATISTICS	COLORADO	TEXAS A&M
First Downs.....	14	14
Third Down Efficiency (Fourth).....	4-14 (0-2)	8-20 (0-0)
Rushes—Net Yards	38-171	29-97
Passing Yards	89	191
Passes (Att-Comp-Int).....	25-13-1	40-19-0
Total Offense.....	260	288
Return Yards	18	50
Punts: No-Average.....	7-49.0	8-49.0
Fumbles: No-Lost.....	0-0	1-1
Penalties/Yards	2/17	7/65
Quarterback Sacks—Yards.....	2-2	1-3
Time of Possession	28:34	31:26
Drives/Average Field Position	13/C27	13/T29
Red Zone: Scores-Attempts (Points).....	1-2 (7)	1-2 (7)

Attendance: 61,203 **Time:** 3:26 **Weather:** 92 degrees, partly cloudy, 11 percent humidity; winds from the northeast at 9 mph

INDIVIDUAL STATISTICS

Rushing—Colorado: B.Lewis 9-76, Broussard 12-51, Fontenot 12-39, Clayton 3-8, Stanley 1-minus 1, Team 1-minus 2. **Texas A&M:** Achane 9-50, Calzada 7-28, Spiller 8-20, Smith 1-3, King 1-2, Team 3-minus 6.

Passing—Colorado: B.Lewis 25-13-1, 89, 0 td. **Texas A&M:** Calzada 38-18-0, 183, 1 td; King 2-1-0, 8, 0 td.

Receiving—Colorado: Arias 3-37, Russell 3-20, Stanley 3-19, Rice 2-10, Penry 1-2, Broussard 1-1. **Texas A&M:** Spiller 6-56, Wydermyer 4-66, Achane 3-24, Smith 3-19, Lane 2-19, Chapman 1-7.

Punting—Colorado: Watts 7-49.0 (55 long, 0 In20). **Texas A&M:** Constantinou 8-49.0 (65 long, 2 In20).

Punt Returns—Colorado: Stanley 1-13, Reed 1-5. **Texas A&M:** Smith 6-50.

Kickoff Returns—Colorado: none. **Texas A&M:** Achane 1-21.

Interceptions—Colorado: none. **Texas A&M:** Peevy 1-0.

Tackle Leaders—Colorado: Landman 8,2—10; I.Lewis 6,1—7; Gonzalez 2,4—6; Thomas 5,0—5; Blackmon 2,2—4; M.Perry 2,1—3; Barnes 2,0—2; Bethel 1,1—2; Sami 1,1—2; Wells 1,1—2. **Texas A&M:** Johnson 9,0—9; Peevy 5,20—7; Leal 4,1—5; George 4,0—4; O'Neal 4,0—4; Clemons 3,1—4; Richardson 2,2—4; Hansford 3,0—3; White 2,1—3.

Quarterback Sacks—Colorado: Thomas 1-0, Rodman ½-1, Sami ½-1. **Texas A&M:** White 1-3.

Passes Broken Up—Colorado: Landman 2, Barnes, Bethel, Blackmon, Gonzalez, Wells. **Texas A&M:** Johnson 2, Jones, Leal, O'Neal, Peevy, Richardson.

GAME NOTES

Colorado now leads the series by a 6-4 count (4-1 in Boulder, 2-2 in College Station, 0-1 in Denver) ... With the temperature 92 degrees at kickoff, it tied the sixth-warmest at kick in CU history, and tied for the second hottest in the state of Colorado (warmer: 94, CU vs. CSU in Denver on 9/1/2012; matched 92 vs. Kansas in Boulder, 9/24/1949 ... Colorado is now 12-55-1 all-time versus top 5 teams ... The last time the Buffs lost a game allowing 10 points or less was on Nov. 12, 1988 in a 7-0 loss at Nebraska (and a similar 10-7 loss to Oregon in Boulder in the '87 opener); CU had won 75 straight games when allowing 13 points or less ... Texas A&M ran 27 plays in the fourth quarter to CU's 6 ... There were just four plays (out of 142 scrimmage and returns) for 20-plus yards: one rush (30 by CU's Brendon Lewis), two receptions (29 and 25 by Jalen Wydermyer by and Devon Achane for A&M) and a 21-yard kickoff return by Achane ... The 10 points No. 5 Texas A&M scored today tied for the second fewest by a Top 5 team against a Colorado defense ... Colorado forced A&M into six straight three-and-outs to open the game (a missed FGA counts), and didn't allow A&M a first down until its 19th play (at the 1:50 mark of the second quarter) ... A&M was just 2-of-23 in second down efficiency for the game, and missed on its first 18 tries ... **P Josh Watts** (7-49.0 avg., 0 In20, 1 TB; 41.9 net), had the best day of his career, including three punts of 50 yards or more, matching the total he had in his first 30 kicks as a Buff (he averaged 54.7 yards on three punts inside-the-CU 30) ... **ILB Nate Landman** (8,2—10 TT) had the 19th double-digit career tackle game of his career.

**GAME 3: MINNESOTA 30, COLORADO 0****SEPTEMBER 18, 2021****FOLSOM FIELD, BOULDER**

BOULDER — Colorado's offense struggled from the beginning and Minnesota's ground game wore down the Buffaloes' defense as CU dropped a 30-0 decision at Folsom Field.

The Gophers put two touchdowns on the board in the first half, then added two more touchdowns and a field goal after intermission to hand CU its first shutout loss at home since a 48-0 loss to Stanford in 2012.

CU's offense, meanwhile, never established any kind of consistency. Colorado finished with just 63 yards total offense, did not cross midfield until late in the second quarter and did not hit Minnesota territory again until late in the fourth. CU starting quarterback Brendon Lewis completed 8-of-16 pass attempts for 55 yards. Backup quarterback Drew Carter, who came into the game in the fourth quarter, led CU in rushing with 9 yards on two carries.

Minnesota finished with 441 yards total offense, including 277 on the ground. Trey Potts led the Gophers with 121 yards and three touchdowns on 26 carries. Quarterback Tanner Morgan was an efficient 11-for-17 for 164 yards passing.

Buff's linebacker Nate Landman proved to be one of the few bright spots for Colorado, finishing with 13 tackles (10 solo, three for loss) and a forced fumble. Linebackers Quinn Perry and Guy Thomas chipped in 10 tackles each.

The Gophers dominated from the beginning, driving for two touchdowns in the first half while the Buffs' offense could not move the ball.

CU finished the half with just 7 total yards, including minus-27 on the ground due in great part to four quarterback sacks by the Gophers.

Minnesota, meanwhile, used a solid ground attack to slowly hammer the Buffs. Colorado dodged a bullet early when the Gophers' first possession ended at the CU 6-yard line with a missed field goal, but UM came back to tally a pair of touchdowns.

The Gophers drove 82 yards in eight plays for their first touchdown, getting a 13-yard scoring run from Potts for a 6-0 lead (the PAT try was no good).

Following CU's fourth punt of the day, Minnesota marched 62 yards in six plays for its second touchdown. Potts carried in from 2 yards out for a 13-0 Gophers lead.

Colorado, meanwhile, never found an offensive rhythm. The Buffs managed just four first downs in the first half, with their longest series consisting of just six offensive snaps. The Gophers had all four of their sacks in the first half and CU's longest play of the half was an 11-yard completion from Lewis to Brenden Rice.

The Buffs dodged a bullet early in the second half when the Gophers missed another field goal attempt. But CU failed to move the ball, gaining just one first down and punted.

CU then forced a Minnesota punt and had decent field position at its own 40. But Lewis fumbled the ball away on the first play of the series and the Gophers then put the game away for all intents and purposes with a seven-play, 43-yard touchdown drive. Potts capped the march with a 3-yard scoring run with 23 seconds remaining in the third quarter to give Minnesota a 20-0 lead.

The Gophers then added a field goal and another touchdown in the fourth quarter to complete the scoring.

Minnesota	0	13	7	10	—	30
COLORADO	0	0	0	0	—	0

SCORING	Score	Time	Qtr
Minnesota — Potts 13 run (kick failed)	0-6	12:19	2Q
Minnesota — Potts 2 run (Trickett kick)	0-13	5:38	2Q
Minnesota — Potts 3 run (Trickett kick)	0-20	0:23	3Q
Minnesota — Trickett 33 FG	0-23	9:53	4Q
Minnesota — Thomas 14 run (Trickett kick)	0-30	5:09	4Q

Attendance: 47,482 **Time:** 3:06 **Weather:** 70 degrees, clear skies, 33 percent humidity; winds from the southeast at 3 mph

TEAM STATISTICS	COLORADO	MINNESOTA
First Downs	6	22
Third Down Efficiency (Fourth)	2-12 (0-2)	3-11 (0-0)
Rushes—Net Yards	21-(-19)	53-277
Passing Yards	82	164
Passes (Att-Comp-Int)	24-12-0	17-11-0
Total Offense	63	441
Return Yards	8	44
Punts: No-Average	8-51.9	4-43.2
Fumbles: No-Lost	4-2	2-0
Penalties/Yards	3/30	4/4
Quarterback Sacks—Yards	1-2	4-31
Time of Possession	19:47	40:13
Drives/Average Field Position	11/C28	13/M34
Red Zone: Scores-Attempts (Points)	0-0 (0)	5-6 (0)

INDIVIDUAL STATISTICS

Rushing—Colorado: Carter 5-9, Broussard 5-8, Fontenot 3-4, Smith 1-1, Clayton 2—minus 4, B.Lewis 7—minus 27, Team 1—minus 10. **Minnesota:** Potts 26-121. Irving 15-89, Thomas 7-66. Morgan 3-1, Williams 1-1, Andries 0-1, Team 1—minus 2.

Passing—Colorado: B.Lewis 16-8-0, 55, 0 td; Carter 8-4-0, 27, 0 td. **Minnesota:** Morgan 17-11-0, 164, 0 td.

Receiving—Colorado: Rice 3-25, Fontenot 2-12, Russell 2-10, Penry 1-12, Robinson 1-9, Arias 1-8, Broussard 1-3, Stacks 1-3. **Minnesota:** Autman-Bell 4-79, Jackson 4-39, Wright 1-39, Kieft 1-4, Irving 1-3.

Punting—Colorado: Watts 8-51.9 (62 long, 3 In20). **Minnesota:** Crawford 4-43.2 (57 long, 0 In20).

Punt Returns—Colorado: Stanley 3-8. **Minnesota:** Potts 3-29, Annexstad 1-15.

Kickoff Returns—Colorado: Rice 1-22. **Minnesota:** Williams 1-0.

Interceptions—Colorado: none. **Minnesota:** none.

Tackle Leaders—Colorado: Landman 14,4—18; Thomas 10,2—12; Q.Perry 9,1—10; M. Perry 7,1—8; I.Lewis 6,2—8; Blackmon 2,4—6; Sami 4,1—5; Rodman 2,0—2; Toll 2,0—2; Woods 2,0—2; Barnes 1,1—2; Lamb 1,1—2; Wells 1,1—2. **Minnesota:** Gibbens 5,1—6; Sori-Martin 4,0—4; Rush 3,0—3; five with 2,0—2 (Durr, Lindenberg, Mafe, Walley, Willis).

Quarterback Sacks—Colorado: Wells 1-2. **Minnesota:** Rush 2-24, Mafe 2-7.

Passes Broken Up—Colorado: Bethel, Blackmon, M.Perry. **Minnesota:** Durr, Howard, Smith, Walley.

GAME NOTES

Colorado now leads the series by a 3-1 count (1-1 in Boulder, 2-0 in Minneapolis) ... The last time CU was shutout at home was on Nov. 2, 2012 in a 48-0 loss to Stanford; the last non-conference team to shutout CU in Boulder was Louisiana State on Sept. 15, 1979 (44-0) ... The last team to shutout Colorado at any location was Washington State in Pullman on Oct. 21, 2017 (28-0); CU had scored in 36 straight prior to today ... The 63 yards on offense was the eighth-lowest in school history (the fewest since 46 against Oklahoma in the 2004 Big 12 title game at Kansas City). It was the third-lowest output in a home game (51 vs. Nebraska in 1964, 61 vs. USC in 2002) ... CU had just 7 yards of offense in the first half, the fewest since 29 years earlier, ironically at Minnesota when the Buffaloes had just 4 (CU rallied to win that game, 21-20) ... The scoreless first quarter was just the seventh involving the Buffaloes over the last 204 games (dating back to 2003); the first quarter against UNC was also scoreless; the last time there were multiple scoreless opening stanzas was in 2007, when there were three ... **P Josh Watts** (8-51.9 avg., 3 In20, 0 TB; 46.4 net, 62 long) enjoyed the best game of his career for the second straight week, including five punts of 50 yards or more, including his career long of 62 (topping his 60-yarder in the 2020 Alamo Bowl). He averaged 51.9 for eight punts, the highest by a Buffalo with six or more punts since 2002, when Mark Mariscal had eight kicks for a 57.4 norm in a loss to USC at home (he went on to win the Ray Guy Award that season) ... **ILB Nate Landman** recorded 18 tackles (14,4—18 TT; 3 TFL, 1 3DS, 1 TZ), the 20th double-digit tackle game of his career, tying for fifth-most, and moved into the top 10 in tackles for loss with 39 (jumping from 11th into a tie for sixth) ... **TB Alex Fontenot** (3-4 rushing) finished the game with exactly **1,000** career rushing yards, the 55th Buffalo to reach that plateau.

**GAME 4: ARIZONA STATE 35, COLORADO 13****SEPTEMBER 25, 2021****SUN DEVIL STADIUM, TEMPE**

TEMPE, Ariz. — Colorado finally ended its offensive drought, but it wasn't enough as the Buffaloes dropped a 35-13 decision to Arizona State at Sun Devil Stadium in the Pac-12 opener for both teams.

CU fell to 1-3 overall with its third straight loss and 0-1 in Pac-12 play while ASU improved to 3-1, 1-0.

Colorado's offensive struggles continued for much of the first half, as the Buffs came up empty on their first four possessions, one of which ended in a missed field goal.

Meanwhile, the Sun Devils found the end zone twice, with both scoring drives extended by third down penalties on CU.

ASU took its second possession 45 yards to the end zone, getting new life when a facemask penalty on third down negated a Colorado sack. Four plays later, Daniels scored from 7 yards out and the Buffs trailed, 7-0, with 7:45 to play in the first quarter.

Penalties plagued CU for much of the half, as they were flagged for six infractions for 59 yards in the first 30 minutes. CU finished with eight penalties for 84 yards.

After the two teams traded punts following ASU's score, the Buffs finally drove into Arizona State territory. CU's Brendon Lewis ran for 42 yards on back-to-back plays before the drive stalled at the ASU 28. A 46-yard field goal try, however, was partially blocked and the Buffs came away empty.

ASU then took advantage of another Colorado penalty on the ensuing possession. The Buffs forced an incomplection on third down, but a roughing the passer penalty kept the drive alive and Rachaad White scored from 11 yards out on the next play to extend ASU's lead to 14-0.

The Buffs finally ended their scoreless streak at eight quarters late in the half. CU drove 58 yards over the final three minutes before getting a 51-yard Becker field goal with 13 seconds left in the half, sending CU to the locker room trailing 14-3.

Finally putting points on the scoreboard seemed to inspire the Buffs as they took the opening kickoff of the second half and drove 75 yards to the end zone. Jarek Broussard had two carries for 20 yards to open the drive before Lewis dropped a jet sweep pass to freshman receiver Ty Robinson, who raced 26 yards upfield.

Alex Fontenot then took over, carrying five times in a row for 29 yards, capping the drive with a 1-yard dive into the end zone. Becker's PAT pulled the Buffs to within 14-10 with 11:01 still to play in the third quarter.

Colorado's momentum, though, didn't last long, as the Sun Devils quickly answered with a long drive of their own. ASU's Jayden Daniels completed three passes for 42 yards, setting up a 17-yard touchdown carry on a reverse, giving ASU a 21-10 lead midway through the quarter.

Colorado managed to move close to midfield on its next possession, but a dropped pass on third down ended the drive.

ASU then extended its lead to 28-10 two possessions later on a trick play when wide receiver Ricky Pearsall threw a 30-yard touchdown pass to White.

After another Colorado punt, the Sun Devils capped their evening with a 59-yard scoring drive, with Daniels scoring from 15 out to wrap up the march for a 35-10 lead.

CU did get on the board once more, driving 61 yards before settling for a 33-yard Becker field goal late in the fourth quarter to complete the scoring for the night.

COLORADO	0	3	7	3	—	13
Arizona State	7	7	7	14	—	35

SCORING	Score	Time	Qtr
Arizona State — Daniels 7 run (Zendejas kick)	0-7	7:45	1Q
Arizona State — White 11 run (Zendejas kick)	0-14	9:28	2Q
COLORADO — Becker 51 FG	3-14	0:13	2Q
COLORADO — Fontenot 1 run (Becker kick)	10-14	11:01	3Q
Arizona State — Badger 17 run (Zendejas kick)	10-21	7:53	3Q
Arizona State — White 30 pass from Pearsall (Zendejas kick)	10-28	14:16	4Q
Arizona State — Daniels 15 run (Zendejas kick)	10-35	8:30	4Q
COLORADO — Becker 33 FG	13-35	3:56	4Q

Attendance: 44,803 **Time:** 3:14 **Weather:** 90 degrees, clear skies, 28 percent humidity; winds from the west at 5 mph

TEAM STATISTICS	COLORADO	ARIZONA STATE
First Downs.....	18	24
Third Down Efficiency (Fourth).....	5-15 (1-1)	5-10 (0-0)
Rushes—Net Yards	44-183	32-167
Passing Yards	67	272
Passes (Att-Comp-Int).....	17-7-0	27-20-0
Total Offense.....	250	439
Return Yards	10	41
Punts: No-Average.....	6-47.8	4-43.5
Fumbles: No-Lost.....	0-0	1-0
Penalties/Yards	8/84	7/90
Quarterback Sacks—Yards.....	0-0	3-15
Time of Possession	28:55	31:05
Drives/Average Field Position	10/C21	11/AS26
Red Zone: Scores-Attempts (Points).....	2-2 (10)	4-4 (28)

INDIVIDUAL STATISTICS

Rushing—Colorado: Fontenot 14-65, B.Lewis 10-minus 39, Broussard 12-35, Clayton 7-29, Rice 1-15. **Arizona State:** Daniels 7-75, White 11-37, Ngata 7-33, Badger 1-17, Bourguet 1-7, Hart 3-5.

Passing—Colorado: B.Lewis 17-7-0, 67, 0 td. **Arizona State:** Daniels 25-18-0, 236, Pearsall 1-1-0, 30, 1 td, Bourguet 1-1-0, 6.

Receiving—Colorado: Stanley 2-16, Rice 2-9, Robinson 1-26, Lemonious-Craig 1-9, Broussard 1-7. **Arizona State:** White 5-70, Bunkley-Shelton 4-76, Wilson 4-70, Hpdges 2-38, Pearsall 2-minus 2, Hatch 1-9, Badger 1-6, Conyers 1-5.

Punting—Colorado: Watts 6-47.8 (55 long, 1 In20). **Arizona State:** Czaplicki 4-43.5 (53 long, 3 In20).

Punt Returns—Colorado: Stanley 1-10. **Arizona State:** Taylor 4-41.

Kickoff Returns—Colorado: Rice 2-37, Poplawski 1-10. **Arizona State:** Taylor 2-39, Bunkley-Shelton 1-7.

Interceptions—Colorado: none. **Arizona State:** none.

Tackle Leaders—Colorado: Landman 8,2—10; M.Perry 5,4—9; Blackmon 5,2—7; Gonzalez 5,1—6; Q. Wells 5,1—6; Perry 4,2—6; I.Lewis 3,3—6; Barnes 1,1—2; Bethel 1,1—2; Lamb 1,1—2; Appleton 1,0—1; Ham 1,0—1; Toll 1,0—1; Van Diest 1,0—1. **Arizona State:** Robertson 5,4—9; Butler, 4—7; Soelle 3,3—6; Fields 4,1—5; three with 3,1—4.,

Quarterback Sacks—Colorado: none. **Arizona State:** Moore 1½-8, Green ½-5, Cooper ½-1, Soelle ½-1.

Passes Broken Up—Colorado: Lang. **Arizona State:** Butler, Clark, Williams.

GAME NOTES

The 90-degree temperature at kickoff marked the 20th game in school history of 90 or hotter at kick; CU is 10-10 in these games) ... The Sun Devils now lead the series by an 8-4 margin, including a 6-1 dg in Tempe and 6-4 in night games ... CU is 5-6 in Pac-12 conference openers (3-2on the road) and are 83-43-2 all-time in conference openers ... CU had 63 yards of total offense last week against Minnesota (45 plays); it took 16 plays tonight to accumulate that total (first play of second quarter) ... CU did not commit a fumble for the third time in four games this season (all four came last week versus Minnesota) ... CU has now scored 80 of its last 82 times in goal-to-go situations (63 TD/17 FG) over the course of its last 54 games ... CU had no turnovers for the second game this season (also: UNC) and now has three in 10 games under Karl Dorrell (5-5 record) ... **PK Cole Becker's** 51-yard field goal ended a run of eight straight scoreless quarters (137:11 in time); it was the first field goal of his career (after missing from 53, 46 and 46 yards; it was both the fourth-longest first career field goal by a Buffalo as well as the fourth-longest mad by a freshman ... One player saw his first action in a CU uniform tonight: **TB Noah Wagner** (on special teams; he's the first-ever Buffalo from Conifer, Colo., High School) ... **TB Jarek Broussard** He became the 56th player in CU history to record **1,000** career rushing yards (**1,001**), doing so in his ninth game, the fastest of all Buffalos to do so; **Charlie Davis** ('71-73) previously hit the mark in 10 games. (Reminder: CU dos NOT include bowl stats and will not until the NCAA counts all bowl games. This is to protect history.)

**GAME 5: SOUTHERN CALIFORNIA 37, COLORADO 14****OCTOBER 2, 2021****FOLSOM FIELD, BOULDER**

BOULDER — Colorado's defense couldn't contain Southern California's high-powered offense and consistency continued to evade the Buffaloes' offense as CU dropped a 37-14 decision at Folsom Field.

Colorado fell to 0-15 all-time vs. the Trojans.

USC scored the first 20 points of the game before the Buffs finally put together a touchdown drive following a forced fumble and recovery by the defense late in the second quarter.

The Trojans then built their lead to 30-7 in the third quarter before CU scored again to pull within 30-14 heading into the final period. But the Trojans put the game away with one more touchdown early in the fourth quarter.

CU quarterback Brendon Lewis had his most productive game of the season, completing 10 of 17 passes for 162 yards, one touchdown and an interception. Brady Russell caught three passes for 87 yards, including a 65-yard reception (CU's longest play of the year) and the Buffs finished with 234 yards total offense.

But USC finished with 494 yards offense, with quarterback Kedon Slovis throwing for 276 yards and three touchdowns. Wide receiver Drake London had nine catches for 130 yards and a score.

The Trojans went 70 yards in 14 plays before settling for a field goal on their first possession, then added their first touchdown of the game following a CU punt. Slovis capped the drive with a 1-yard touchdown pass to London for a 10-0 lead, set up by a 28-yard completion to London.

Colorado's offense continued to struggle into the second quarter and the Trojans added another touchdown and field goal for a 20-0 lead.

While Colorado's offense managed just 40 yards on its first five possessions, CU's defense could not take advantage of good field position. The Trojans' first three scoring drives covered 70, 64 and 85 yards.

But the CU defense finally did come up with a big play late in the second quarter when linebacker Guy Thomas forced a USC fumble. Cornerback Christian Gonzalez recovered at the Trojan 48-yard line, giving CU its first takeaway in three games.

Colorado's offense took advantage of the opportunity, as the Buffs drove 48 yards for their first score of the game. Lewis completed passes of 7 yards to Dimitri Stanley and 13 to Russell, with Jarek Broussard adding a 19-yard run. Alex Fontenot then put the Buffs at the 1-yard line with a 5-yard burst before Deion Smith scored from 1 yard out and Cole Becker's PAT cut USC's lead to 20-7 at intermission.

But the Trojans extended their lead with 10 more points in the third quarter. USC added a field goal on its first possession after CU's Lewis was hit in the pocket and turned the ball over, then added a touchdown after taking over on downs near midfield on downs for a 30-7 lead with 6:52 left in the third.

Colorado finally answered with a 75-yard touchdown drive, fueled by a 65-yard Lewis pass to tight end Brady Russell, the Buffs' longest play of the year. Two plays later, Lewis connected with Chase Penry for a 2-yard touchdown pass with 5:18 left in the third quarter, giving the freshman receiver his first career TD catch.

USC finally put the game away for good early in the fourth quarter. After the Trojans claimed their second takeaway of the game — an interception by Lewis — USC went 35 yards for a touchdown, with Slovis throwing 15 yards to Gary Bryan for the score and 37-14 lead with 14:08 to play in the game.

Southern California..	10	10	10	7	—	37
COLORADO	0	7	7	0	—	14

SCORING	Score	Time	Qtr
Southern California — Lewis 30 FG	0-3	5:57	1Q
Southern California — London 1 pass from Slovis (Lewis kick)	0-10	1:59	1Q
Southern California — Trigg 46 pass from Slovis (Lewis kick)	0-17	11:04	2Q
Southern California — Lewis 44 FG	0-20	6:41	2Q
COLORADO — Smith 1 run (Becker kick)	7-20	0:54	2Q
Southern California — Lewis 49 FG	7-23	10:40	3Q
Southern California — Malepeai 2 run (Lewis kick)	7-30	6:52	3Q
COLORADO — Penry 7 pass from Lewis (Becker kick)	14-30	5:18	3Q
Southern California — Bryant Jr. 15 pass from Slovis (Lewis kick)	14-37	14:08	4Q

TEAM STATISTICS	COLORADO	USC
First Downs.....	11	20
Third Down Efficiency (Fourth).....	1-10 (0-1)	5-12 (0-0)
Rushes—Net Yards	39-80	35-218
Passing Yards	162	276
Passes (Att-Comp-Int).....	17-10-1	29-19-0
Total Offense.....	262	494
Return Yards	7	46
Punts: No-Average.....	7-49.6	3-43.0
Fumbles: No-Lost.....	1-1	2-1
Penalties/Yards	7/79	12/125
Quarterback Sacks—Yards	0-0	5-25
Time of Possession	28:36	31:24
Drives/Average Field Position	12/C27	13/SC31
Red Zone: Scores-Attempts (Points)	2-2 (14)	4-4 (28)

Attendance: 48,197 **Time:** 3:09 **Weather:** 66 degrees, clear skies, 32 percent humidity; winds from the southeast at 4 mph

INDIVIDUAL STATISTICS

Rushing—Colorado: Broussard 16-68, Fontenot 6-12, Smith 7-12, Arias 1-1, B.Lewis 9-minus 13. **USC:** Ingram 14-124, Barlow 10-59, Malepeai 10-38, Team 1-minus 3.

Passing—Colorado: B.Lewis 17-10-1, 162, 1 td. **USC:** Slovis 29-19-0, 276, 3 td.

Receiving—Colorado: Russell 3-87, Stanley 2-16, Arias 1-18, Rice 1-17, Fontenot 1-9, Smith 108, Penry 1-7. **USC:** London 9-130, Washington 3-46, Trigg 2-51, Bryant 2-21, Ingram 1-17, Epps 1-10, Malepeai 1-1.

Punting—Colorado: Watts 7-49.6 (56 long, 2 In20). **USC:** Griffiths 3-43.0 (44 long, 1 In20).

Punt Returns—Colorado: Stanley 1-7. **USC:** Bryant 4-28, Nixon 1-7.

Kickoff Returns—Colorado: Rice 1-15. **USC:** none.

Interceptions—Colorado: none. **USC:** Jackson 1-0.

Tackle Leaders—Colorado: Landman 9,2—11; M.Perry 8,3—11; I.Lewis 6,2—8; Wells 3,4—7; Q. Perry 1,5—6; Thomas 3,2—5; Gonzalez 1,3—4; Bethel 3,0—3; Lamb 2,1—3; Johnson 2,0—2; Woods 2,0—2. **USC:** Mauga 7,1—8; Goforth 5,0—5; Pola-Mao 3,2—5; Williams 3,2—5; D.Jackson 3,1—4; Tuipulotu 3,0—3; Johnson 2,1—3; Scott 2,1—3.

Quarterback Sacks—Colorado: none. **USC:** D.Jackson 2-13, Lichtenstein 2-4, Tuipulotu 1-8.

Passes Broken Up—Colorado: Blackmon, Bethel. **USC:** D.Jackson, Mauga, Pola-Mao.

GAME NOTES

USC now leads the series a 15-0 count (8-0 in Boulder, 7-0 in Los Angeles) ... The Buffaloes are now 24-31-1 all-time when wearing all black uniforms (0-5 vs. USC) ... CU has won four of five coin tosses this year, and dating back to 2016, 41 of the last 61 ... Weird Stat of the Game: the bulk of the yards in this game came on second down conversions: CU gained 158 yards on its 11 second down makes, while USC had 168 on its second down conversions (CU was 11-of-22 on second down compared to 1-of-10 on third) ... Five "new" NFL teams scouted the game, bringing the total to 23 that have seen CU games in person in 2021 ... Colorado has run just 289 plays on offense through five games (57.8 per; high of 64 in the opener against UNC; the last time CU didn't have a game with at least 70 plays in the first five of a season was in 2006, and before that, 1986) ... **CB Nigel Bethel, Jr.**, and **ILB Jack Lamb** made their first career starts as Buffaloes; **DT Mustafa Johnson** made his first start of the season in the first game he became eligible ... The flags were flying, particularly against USC: the Trojans were penalized 12 times for 125 yards. It was the most penalties by an opponent since USC had 13 in the 2018 game and the most yards since Arizona had 129 later than same season ... **TE Brady Russell (3-87 receiving)** had career-highs for yards (87) and long reception (65), topping his previous bests of 77 and 34, respectively, against UCLA in 2020. It was just the second time since 2012 that a tight end led the Buffs in a game in receiving yards, and he had the other (5-77 vs. UCLA in 2020); it matched the most yards by a Buff tight end in a game also since 2012, when Nick Kasa caught three passes for 87 yards in CU's 35-34 win at Washington State, and the most in a home game since Oct. 20, 2007 (Tyson DeVree, 7-90 and a TD in a 19-14 loss to Kansas).

**GAME 6: COLORADO 34, ARIZONA 0****OCTOBER 16, 2021****FOLSOM FIELD, BOULDER**

BOULDER — Colorado's defense and special teams provided a scoring boost and the Buffaloes recorded three touchdowns in a five-minute span, paving the way for a 34-0 win over Arizona at Folsom Field.

The Buffs ended a four-game losing streak while UA lost its 18th straight game.

CU led just 6-0 at intermission after getting two first-half field goals. But the Buffs recorded a 36-yard blocked punt scoop-and-score from Trevor Woods midway through the third quarter, then added a 50-yard interception return for a score by defensive end Carson Wells for a 20-0 lead with 5:32 left in the period.

CU's offense then stamped the exclamation point on a 21-point third quarter surge with a perfect 62-yard touchdown strike from quarterback Brendon Lewis to wide receiver Brenden Rice. Colorado's longest scoring play of the year gave the Buffs a 27-0 lead on the back of three touchdowns in a five-minute span — one from special teams, one from the defense and one from the offense.

Lewis then threw an 11-yard scoring pass to Dimitri Stanley in the fourth quarter to complete the scoring and wrap up his best day as a Buff. Lewis finished 12-for-19 for 248 yards and two scores.

CU's defense, meanwhile, was outstanding from beginning to end in recording the first CU shutout of an opponent since a 48-0 win over Nicholls State in 2015. The defense also produced two interceptions, held Arizona to just 3-for-15 on third-down conversion tries, and limited the Wildcats to just 280 yards total offense.

CU also had nine tackles for loss in the game, including four by Wells.

Defense ruled in the first half, as both teams came up with big red zone stops — but the Buffs had the biggest, when they stopped Arizona four straight times from the Colorado 1-yard line.

CU did manage to put two field goals on the board in the first half for a 6-0 lead at intermission.

But it was the Buffs' third-quarter surge that made the difference, starting with Woods' blocked punt after Colorado's defense forced Arizona's sixth punt of the day. The true freshman broke through the line, got inside the upback and got a hand on Kyle Ostendorf kick; he then scooped up the ball and raced 36 yards to the end zone for CU's first touchdown of the day and a 13-0 lead.

Colorado's defense then got in on the scoring action on UA's next drive when Wells picked off UA quarterback Gunner Cruz and rumbled 50 yards to the end zone, bumping the Buffaloes' edge to 20-0.

On the Buffs' next offensive possession, Lewis uncorked a perfect deep ball to a speeding Rice down the sidelines. Rice gathered in the pass in stride and raced to the end zone for a 27-0 lead.

The Buffs completed the scoring with 4:08 left in the game when Lewis hit Dimitri Stanley in the end zone with an 11-yard scoring pass.

The Buffs took the lead on their first possession of the game, going 68 yards in 10 plays before settling for a 19-yard Cole Becker field goal with 8:26 to play in the first quarter. CU added another field goal midway through the second quarter, going 61 yards in seven plays.

Colorado's defense then came up with a terrific goal-line stand. After the Wildcats had punted on their first four possessions, they finally put together a long drive, going from their own 25 to the CU 1-yard line for a first and goal.

But the Buffs defense came up with four straight stops for no gain, with Gunner Cruz throwing incomplete on fourth down.

Arizona.....	0	0	0	0	—	0
COLORADO	3	3	21	7	—	34

SCORING	Score	Time	Qtr
COLORADO — Becker 19 FG	3- 0	8:26	1Q
COLORADO — Becker 37 FG	6- 0	7:14	2Q
COLORADO — Woods 36 blocked punt return (Becker kick)	13- 0	6:46	3Q
COLORADO — Wells 50 interception return (Becker kick)	20- 0	5:32	3Q
COLORADO — Rice 62 pass from Lewis (Becker kick)	27- 0	1:42	3Q
COLORADO — Stanley 11 pass from Lewis (Becker kick)	34- 0	4:08	4Q

TEAM STATISTICS	COLORADO	ARIZONA
First Downs.....	18	19
Third Down Efficiency (Fourth).....	6-13 (0-1)	3-15 (1-3)
Rushes—Net Yards	39-117	31-127
Passing Yards	248	153
Passes (Att-Comp-Int).....	19-12-0	39-20-2
Total Offense.....	365	280
Return Yards	121	4
Punts: No-Average.....	4-48.0	8-45.6
Fumbles: No-Lost.....	0-0	1-0
Penalties/Yards	6/76	8/63
Quarterback Sacks—Yards	2-6	1-1
Time of Possession	29:02	30:58
Drives/Average Field Position	11/C21	12/A25
Red Zone: Scores-Attempts (Points).....	3-3 (13)	0-2 (0)

Attendance: 49,806 **Time:** 3:08 **Weather:** 64 degrees, clear skies, 19 percent humidity; winds from the southeast at 3 mph

INDIVIDUAL STATISTICS

Rushing—Colorado: Broussard 13-53, Smith 5-23, Fontenot 11-19, B.Lewis 5-11, Rice 2-9, Stacks 1-4, Team 2-minus 2. **Arizona:** John 11-71, Plummer 2-15, Cruz 3-12, Berryhill 2-7, Wiley 7-7, Casteel 1-7, Simpson 1-7, Joiner 1-5, Rocker 1-1, Anderson 1-minus 1, Johnson 1-minus 6.

Passing—Colorado: B.Lewis 19-12-0, 248, 2 td. **Arizona:** Cruz 22-13-1, 82, 0 td; Plummer 17-7-1, 71, 0 td.

Receiving—Colorado: Rice 3-111, Lemonious-Craig 3-52, Arias 2-12, Stanley 2-11, Fontenot 1-43, Carpenter 1-19. **Arizona:** Berryhill 8-48, Wiley 4-29, Casteel 2-25, Johnson 1-23, Joiner 1-10, Simpson 1-10, Markoff 1-9, Anderson 1-1, Rocker 1-minus 2.

Punting—Colorado: Watts 4-48.0 (64 long, 1 In20). **Arizona:** Ostendorf 7-52.1 (61 long, 1 In20); Team 1-0.

Punt Returns—Colorado: Woods 1-36, Stanley 1-17. **Arizona:** Berryhill 1-4.

Kickoff Returns—Colorado: none. **Arizona:** none.

Interceptions—Colorado: Wells 1-50, M.Perry 1-0. **Arizona:** none.

Tackle Leaders—Colorado: I.Lewis 8,0—8; Landman 5,3—8; Blackmon 5,1—6; Wells 5,0—5; Gonzalez 4,1—5; M.Perry 4,1—5; Thomas 3,2—5; Gustav 4,0—4; Q.Perry 3,1—4; Lang 2,2—4; Johnson 2,1—3; Jordan 2,0—2; Lamb 2,0—2. **Arizona:** Young 4,3—7; Roland-Wallace 6,0—6; Mason 4,2—6; Maldonado 5,0—5; Rutherford 5,0—5; Turner 5,0—5.

Quarterback Sacks—Colorado: Gustav 1-4, Wells 1-2. **Arizona:** Mason 1-1.

Passes Broken Up—Colorado: Blackmon, Landman, Reed. **Arizona:** Anderson, Turner, Young.

GAME NOTES

Colorado now leads the series a 16-8 count (7-5 in Boulder, 9-3 in Tucson) ... The Buffaloes are now 20-9 in games on Family Weekend dating back to 1992 ... CU is now 31-24 following a bye since World War II ... When CU took a 3-0 lead with 8:26 left in the first quarter, it ended a run of trailing the opponent for 201:27 (and tied for 47:48). It also was CU's first score on an opening drive in 2021 (opponents are 0-of-6) ... CU recorded its second goal-to-go stop of the season when it held Arizona to four straight gains of 0 at its 1-yard line; the other came in the opener against Northern Colorado ... This was the first CU game where neither team scored a touchdown in the first half since Oct. 20, 2007, when Kansas led 3-0 in Boulder en route to a 19-14 win) ... Dating back to the fourth quarter of the Texas A&M game, the Buffaloes had been outgained, 1,975 to 818; but today, CU outgained Arizona, 365-280 ... **S Trevor Woods** blocked punt was CU's first since Alex Fontenot blocked punts at Cal (Nov. 24, 2018) and against Utah (Nov. 17, 2018), and CU's first blocked punt return for a TD since Lawrence Vickers recovered a punt in the end zone against Washington State in Seattle on Sept. 11, 2004 ... **OLB Carson Wells'** interception return for a TD was the first since Dante Wigley returned one 27 yards for a score against Oregon State in Boulder on Oct. 27, 2018 and the first by a CU linebacker since 2016 ... CU shutout an opponent for the first time since a 48-0 blanking of Nicholls State on Sept. 26, 2015; it was CU's first shutout over an FBS opponent since a 34-0 win at Oklahoma State on Oct. 1, 2005; it was the third time CU shutout an Arizona team (others: 14-0 in Boulder in 1955 and 18-0 at Tucson in 1959).

**GAME 7: CALIFORNIA 26, COLORADO 3****OCTOBER 23, 2021****MEMORIAL STADIUM, BERKELEY**

BERKELEY, Calif. — Colorado's offense couldn't maintain its momentum from a win over Arizona and CU's defense had no answer for Cal quarterback Chase Garbers as the Buffaloes dropped a 26-3 decision at FTX Field.

Karl Dorrell's Buffs fell to 2-5 overall and 1-3 in Pac-12 play while the Bears improved to 2-5, 1-3.

Colorado could never get untracked offensively and the defense could not contain Cal's offense early. The Bears scored on all five of their first-half possessions while the Buffs could muster only a field goal and trailed 23-3 at intermission.

Colorado's defense stiffened in the second half and held the Bears to just one field goal. But the CU offense never crossed midfield after intermission, managing just 13 yards total offense over the last two quarters.

CU finished with only 104 yards total offense while the Bears compiled 438 (225 passing, 213 rushing). Garbers threw for 225 yards and two touchdowns and also ran for 96 yards.

Buffs starting quarterback Brendon Lewis, who was sacked six times, was nine-for-17 for 69 yards. Lewis was replaced by true freshman Drew Carter late in the fourth quarter.

Colorado linebacker Nate Landman, who surpassed 400 career tackles in the game, and defensive back Mekhi Blackmon were each credited with 10 tackles.

Colorado's offensive struggles returned in a big way in the first half, with the Buffs managing just 91 total yards while Cal rang up 297 in taking a 23-3 lead at intermission.

The Bears collected a field goal on their opening drive, then took over at midfield after Colorado couldn't convert a fourth-and-1. Broussard was stopped for a 1-yard

loss, making it the seventh time in eight tries this year that Colorado failed to move the sticks on fourth down tries, and the Bears took over at the 50.

Cal quickly cashed in on the short field with a 50-yard scoring march in three plays. Garbers completed a 24-yard scoring pass to Keleki Latu for a 10-0 lead with 6:05 still to play in the first quarter.

The Bears then added another field goal early in the second quarter before the Buffs finally got on the board.

Thanks to a 67-yard kickoff return by Brenden Rice, the Buffs took over on the Cal 33-yard line. But after gaining a first down on a Cal penalty, the CU drive stalled at the Cal 15 and the Buffs settled for a 33-yard Cole Becker field goal to cut their deficit to 13-3.

The Bears added another touchdown on their next possession, getting a 31-yard scoring pass from Garbers to tight end Gavin Reinwald.

CU could not move on the ensuing possession and Cal went 50 yards in seven plays over the remaining 58 seconds to get a field goal on the final play of the half for a 23-3 lead at intermission.

CU's defense made some halftime adjustments and held Cal at bay for the entire third quarter, but the Buffs offense could not take advantage. Colorado's longest drive of the half covered just 15 yards.

The Bears added one more field goal in the final period to complete the scoring.

The Buffs were dominated in virtually every statistical category. CU finished 3-for-12 on third downs — none in the second half — while Cal converted six of its 15 tries. The Bears finished with 23 first downs while the Buffs had just seven; and CU averaged just 2.3 yards per offensive play while the Bears averaged 6.3.

COLORADO	0	3	0	0	—	3
California	10	13	0	3	—	26

SCORING	Score	Time	Qtr
California — Longhetto 49 FG	0-3	9:42	1Q
California — Latu 24 pass from Garbers (Longhetto kick)	0-10	6:05	1Q
California — Longhetto 30 FG	0-13	9:23	2Q
COLORADO — Becker 33 FG	3-13	6:41	2Q
California — Reinwald 31 pass from Garbers (Longhetto kick)	3-20	3:21	2Q
California — Longhetto 51 FG	3-23	0:00	2Q
California — Longhetto 33 FG	3-26	4:56	4Q

TEAM STATISTICS	COLORADO	CALIFORNIA
First Downs.....	7	23
Third Down Efficiency (Fourth).....	3-12 (0-1)	6-15 (1-1)
Rushes—Net Yards	28-35	40-213
Passing Yards	69	225
Passes (Att-Comp-Int).....	18-9-1	30-22-0
Total Offense	104	438
Return Yards	16	24
Punts: No-Average	7-48.9	5-37.4
Fumbles: No-Lost.....	1-0	0-0
Penalties/Yards	2/15	7/75
Quarterback Sacks—Yards	1-4	6-36
Time of Possession	21:30	38:30
Drives/Average Field Position	11/C32	10/C27
Red Zone: Scores-Attempts (Points)	1-1 (3)	2-2 (6)

Attendance: 36,264 **Time:** 2:59 **Weather:** 62 degrees, cloudy skies, 67 percent humidity; winds from the southwest at 10 mph

INDIVIDUAL STATISTICS

Rushing—Colorado: Broussard 11-28, Smith 3-9, Fontenot 5-7, B.Lewis 9-minus 9. **California:** Garbers 10-96, Brooks 12-61, Moore 7-32, Street 5-24, Remigio 102, Dancy 5-minus 2.

Passing—Colorado: B.Lewis 17-9-1, 69, 0 td; Carter 1-0-0, 0. **California:** Garbers 29-22-0, 225, 2 td; Team 1-0-0, 0.

Receiving—Colorado: Broussard 3-30, Russell 2-18, Arias 1-6, Rice 1-6, Lemonious-Craig 1-5, Fontenot 1-2. **California:** Clark 4-33, Remigio 4-27, Katu 3-36, Moore 3-29, Brooks 2-20, Tonges 2-8, Reinwald 1-31, Hunter 1-15, Crawford 1-15, Terry 1-11.

Punting—Colorado: Watts 7-48.9 (57 long, 2 In20). **California:** Sheahan 5-37.4 (43 long, 0 In20).

Punt Returns—Colorado: Penry 1-16. **California:** Remigio 3-22.

Kickoff Returns—Colorado: Rice 2-87. **California:** Remigio 2-53.

Interceptions—Colorado: none. **California:** Hicks 1-2.

Tackle Leaders—Colorado: Blackmon 8, 2—10; Landman 4, 6—10; Johnson 6, 1—7; I.Lewis 5, 2—7; Gonzalez 5, 1—6; M.Perry 5, 1—6; Q.Perry 5, 1—6; Thomas 4, 1—5; Wells 3, 2—5;

Taylor 4, 0—4; Woods 3, 1—4; Sami 2, 2—4; Barnes 2, 1—3; M.Williams 2, 1—3. **California:** Hicks 4, 2—6; Goode 2, 3—5; Iosefa 2, 3—5; Oladejo 2, 2—4; Tevis 3, 0—3; Bimage 2, 1—3.

Quarterback Sacks—Colorado: Johnson 1-4. **California:** Hicks 3-9, Goode 2-8, Tevis 2-4, Bimage 2-8, Patu 1-7, Long 1-6, Paster 1-3.

Passes Broken Up—Colorado: Gonzalez 2, Gustav. **California:** Bequette, Hicks, Paster.

GAME NOTES

California now leads the series, 7-4 (5-0 in Berkeley) ... The Buffaloes are now 4-26-1 overall all-time in games played in California ... CU fell to 0-8 when wearing black helmets, white jerseys and black pants, and 3-21 when donning the black headgear ... Penalty-Less Half: Colorado was not penalized in the first half (one was declined), the first penalty-free half this season (either half). The last first half without a penalty was at Arizona State on Sept. 21, 2019 (CU finished with 3-30 yards that day); CU's only two penalties came in the fourth quarter. The two penalties matched CU's season low; the Buffs also had only two against Texas A&M ... The game time of 2:59 was CU's first sub-3 hour game since the 2019 finale at Utah (2:56); it's just the 32nd time out of 379 Colorado games dating back to 1990 not to last three hours or longer ... First Career Starts: at wide receiver, **Chase Penry** made his first career start, subbing for Dimitri Stanley who was injured in pregame; **Trevor Woods** started on defense in place of Mekhi Blackmon (due to the package CU opened the game in) ... ILB Nate Landman (4, 6—10 TT; 2 TZ) became the sixth player in CU history to record 400 career tackles when he made his first in the game (on the second play of the game) ... **WR Brenden Rice's** 67-yard kickoff return was the longest by a Buff since Marques Mosley returned one 100 yards for a touchdown against Utah on Nov. 23, 2012 (it was his fourth career play of 60 yards or longer ... **P Josh Watts** (7-48.9 avg.) enjoyed his sixth consecutive game averaging over 47 yards in each, matching John Torp's run of six in a row in 2004.

**GAME 8: OREGON 52, COLORADO 29****OCTOBER 30, 2021****AUTZEN STADIUM, EUGENE**

EUGENE, Ore. — Colorado's defense struggled without injured linebacker Nate Landman but the offense provided a bright spot in a 52-29 loss to No. 7 Oregon at Autzen Stadium.

The Ducks scored on all five of their possessions in the first half — four touchdowns and a field goal — to take a 31-14 lead at intermission, then added two more touchdowns on their first two possessions of the second half.

But CU's offense did find some life, putting together two long touchdown drives in the second quarter and two more in the fourth. The Buffs had 152 yards total offense in the second quarter, their most productive quarter this year, and finished with 341, the third-highest output of the season and the second-most in Pac-12 play.

The Ducks took control early, going 67 yards on their first possession for a touchdown, then adding scoring drives of 78 and 90 yards on their next two possessions.

Colorado finally got on the board in the second quarter when quarterback Brendon Lewis engineered a nine-play, 77-yard touchdown drive.

Lewis completed three passes on the drive, including a 28-yarder to tight end Brady Russell. The Buffs gained 40 yards on the ground on the march, with Alex Fontenot, Deion Smith and Jarek Broussard all picking up nice gains.

The Buffs then capped the march with a 9-yard pass from Lewis to Ty Robinson, giving the freshman receiver his first collegiate score. Cole Becker's PAT pulled the Buffs to within 21-7 with 9:10 still left in the first quarter.

But the Ducks answered with another long touchdown march, going 73 yards in 10 plays.

Colorado, though, stayed within striking range as CU took the ensuing kickoff and drove 65 yards in eight plays for a touchdown. Lewis had completions of 26 and 36

yards to Rice before finding a wide open Fontenot on fourth-and-goal from the 2-yard line for the score to pull CU to within 28-14.

But the Ducks had an answer again, using the remaining time on the clock to drive downfield and collect a field goal just before the half ended for a 31-14 lead.

Oregon left no doubt about the outcome early in the third quarter. The Ducks forced a CU punt on the Buffs' opening possession, then drove 68 yards for a touchdown. Oregon's sixth score on its sixth possession gave the Ducks a 38-14 lead with 9:46 to play in the third quarter.

The Ducks then made it 7-for-7 after another Colorado punt. The Ducks went 81 yards in six plays, with QB Anthony Brown capping the drive with his third touchdown pass of the day, a 25-yard strike to Devon Williams for a 45-14 lead late in the third quarter.

But the Buffs didn't go away quietly, adding two fourth quarter touchdowns to throw a minor scare into Oregon.

CU scored early in the fourth period, driving 67 yards in 17 plays. CU converted its third fourth-down try of the day, getting a 1-yard touchdown run from Fontenot on fourth-and-goal to pull within 45-21.

Then, following an interception by safety Isaiah Lewis, the Buffs went 65 yards for their fourth touchdown of the day. CU kept the drive alive by converting yet another fourth-and-1 on a Smith run, then capped the drive with a 16-yard Lewis pass to Rice. Lewis then added a two-point conversion throw to Chase Penry, and CU trailed 45-29 with 6:04 to play.

But the Ducks quickly turned the game back into a three-score contest, driving 46 yards in eight plays on their ensuing possession for the final score of the game with just 50 seconds remaining (though most teams would have taken a knee that late).

COLORADO	0	14	0	15	—	29
Oregon	14	17	14	7	—	52

SCORING	Score	Time	Qtr
Oregon — Dye 10 pass from Brown (Lewis kick)	0-7	10:47	1Q
Oregon — Cardwell 34 run (Lewis kick)	0-14	7:04	1Q
Oregon — Franklin 28 pass from Brown (Lewis kick)	0-21	13:38	2Q
COLORADO — Robinson 9 pass from Lewis (Becker kick)	7-21	9:10	2Q
Oregon — Dye 5 run (Lewis kick)	7-28	4:28	2Q
COLORADO — Fontenot 2 pass from Lewis (Becker kick)	14-28	2:13	2Q
Oregon — Lewis 27 FG	14-31	0:00	3Q
Oregon — Dye 2 run (Lewis kick)	14-38	9:46	3Q
Oregon — Williams 25 pass from Brown (Lewis kick)	14-45	5:21	3Q
COLORADO — Fontenot 1 run (Becker kick)	21-45	13:36	4Q
COLORADO — Rice 16 pass from Lewis (Penry pass from Lewis)	29-45	6:04	4Q
Oregon — McGee 1 run (Lewis kick)	29-52	0:50	4Q

Attendance: 51,449 **Time:** 3:36 **Weather:** 52 degrees, cloudy skies, 81 percent humidity; winds from the northwest at 7 mph

TEAM STATISTICS	COLORADO	OREGON
First Downs.....	19	32
Third Down Efficiency (Fourth).....	5-13 (4-4)	7-10 (1-1)
Rushes—Net Yards	30-117	36-256
Passing Yards	224	312
Passes (Att-Comp-Int).....	33-25-0	36-26-1
Total Offense	341	568
Return Yards	0	19
Punts: No-Average.....	4-43.5	0-0.0
Fumbles: No-Lost.....	1-0	2-0
Penalties/Yards	11/75	5/40
Quarterback Sacks—Yards.....	0-0	1-2
Time of Possession	28:24	31:36
Drives/Average Field Position	9/C31	9/O27
Red Zone: Scores-Attempts (Points).....	4-4 (29)	5-5 (31)

INDIVIDUAL STATISTICS

Rushing—Colorado: Fontenot 8-42, Smith 7-26, Broussard 6-22, Rice 1-17, Lewis 8-10. **Oregon:** Cardwell 7-127, Dye 13-47, Brown 7-38, McGee 5-20, Thompson 1-13, Benson 3-11.

Passing—Colorado: B.Lewis 33-25-0, 224, 3 td. **Oregon:** Brown 31-25-0, 307, 3 td; Thompson 3-1-1, 5, 0 td.

Receiving—Colorado: Rice 5-102, Broussard 4-18, Russell 3-42, Robinson 2-21, Fontenot 2-7, Smith 2-6, Carpenter 2-4, Lynch 2-3, Lemonious-Craig 1-12, Penry 1-8, Arias 1-1.

Oregon: Williams 5-95, Dye 5-75, McGee 3-21, Johnson 3-10, Franklin 2-44, Pittman 2-15, Webb 2-8, Matavao 1-15, Redd 1-15, Hutson 1-9, Jeannis 1-5.

Punting—Colorado: Watts 4-43.5 (53 long, 2 In20). **Oregon:** none.

Punt Returns—Colorado: none. **Oregon:** Pittman 3-19.

Kickoff Returns—Colorado: Rice 6-162. **Oregon:** Wright 2-53, Hutson 1-24.

Interceptions—Colorado: I.Lewis 1-0. **Oregon:** none.

Tackle Leaders—Colorado: Q.Perry 7,2—9; M.Perry 3,4—7; I.Lewis 2,5—7; Woods 2,5—7; Blackmon 4,1—5; Barnes 4,0—4; Lamb 3,1—4; Ham 2,2—4; Gonzalez 3,0—3; Gustav 2,1—3; Lang 1,2—3; Wells 2,0—2; Johnson 0,2—2. **Oregon:** Wright 4,2—6; Bassa 3,3—6; Sewell 2,4—6; McKinley 2,4—6; James 4,0—4; Addison 3,1—4; Jackson 2,2—4.

Quarterback Sacks—Colorado: none. **Oregon:** Jones ½-1, Ma'ae ½-1.






Passes Broken Up—Colorado: Barnes, Gustav, Wells. **Oregon:** Addison, James.

GAME NOTES

Oregon leads the all-time series with by a 14-9 margin (6-3 in Eugene, 6-1 with both as members of the Pac-12) ... CU won the coin toss, the sixth out of eight this year; dating back to 2016, 43 of the last 64 (which is 67 percent) ... The rare point total of 29 was actually the 14th time CU scored that amount in a game (last: vs. USC in 2013) ... Colorado had 152 yards in the second quarter, its most in a single quarter this season. The 14 points tied for the second most (but the most on offense; CU has 21 in the third quarter against Arizona but that included two by returns) ... For the fourth time this season, CU did not suffer a turnover and has just a total of six on the season (fifth-fewest in the nation) ... A season-high 11 different Buffaloes caught passes ... **OLB Joshka Gustav** and **CB Tyrin Taylor** made their first career starts. **WR Brenden Rice** (5-102, 1 TD receiving; 1-17 rushing; 6-162 KOR: 281 all-purpose yards) had the 25th 250-yard all-purpose yards game in CU history; the 281 yards rank 13th on the all-time list (the 162 kickoff return yards tied for the sixth most) ... **SS Isaiah Lewis** made his first career interception, coming in the 35th game of his career ... **QB Brendon Lewis** became the 35th player in school history to pass for 1,000 career yards (1,016, ending the day in 34th) ... **TB Alex Fontenot**'s 2-yard reception on fourth down for CU's second TD was the first receiving TD of his career ... and CU's first receiving TD by a running back since Travon McMillian had a 57-yard one at Arizona on Nov. 2, 2018 (also the first Buff to have a rushing and receiving TD in the same game since Laviska Shenault had two of each versus Arizona State in 2018).



We didn't utilize Drew Litton's talents in 2020 due to COVID, but our own cartoonist from 2018 and 2019 is back as is as creative as ever!



BRANCH TO FINALLY MAKE HALL?



CU Athletic Hall of Famer **Cliff Branch**, who passed away in 2019, might finally see his dream come true and be selected for induction into the Pro Football Hall of Fame in its next class in 2022. Branch, a three-time All-Pro, and former Super Bowl-winning head coach Dick Vermeil were named finalists on August 24 a five-person panel of selectors for the Hall of Fame. Branch was selected as the Senior finalist and Vermeil the Coach finalist.

Branch, who many say changed the game after he was selected by the Oakland Raiders in the fourth round of the 1972 NFL Draft, as he was deemed a "football player with speed and not a speedster who played football." And he would become one of the most dynamic receivers of his era as the speedy deep threat who stretched opposing defenses. He caught 501 passes for 8,685 yards and 67 touchdowns in 14 seasons (1972 to '85) for the franchise, and added 73 receptions for 1,289 yards and five touchdowns in the postseason (only Jerry Rice, Julian Edelman and Michael Irvin have more postseason receiving yards than Branch). He was a part of three Super Bowl championship teams with the Raiders (two in Oakland, one in L.A.), and led the NFL in touchdown receptions twice, with 13 in 1974 and 12 in 1976. He was a first-team All-Pro in 1974, '75 and '76.

At Colorado, in two seasons, he caught 36 passes for 665 yards and three touchdowns (averaging 18.5 yards per), while rushing 31 times for 354 yards and five scores (11.4 per carry). He returned eight kicks for touchdowns (six punts, two kickoffs); he averaged 25.2 yards per kickoff runback and 16.7 per punt try. He amassed 2,507 all-purpose yards in just 22 games, seventh-most in school history at the time (the six ahead of him all played three years). He died at the age of 71; his sister, Elaine Anderson, said in a call with Hall of Fame president David Baker that her brother "dreamed of this" and "wanted this so bad, he could taste it." If selected, and while not a 100 percent certainty, he would become the first Buffalo in the Pro Hall.

NIL TAKES CENTER STAGE

Some NIL factoids as everyone is navigating the waters after the NCAA deferred at the last minute to each state's regulations:

- Instead of legislation, the NCAA issued a directive ("Interim Policy") allowing schools located in a state with an active NIL law to follow those laws (in place of NCAA rules) when regulating student-athletes' rights of publicity. This means that, per Colorado state law, CU student-athletes may earn compensation for the commercial use of their name, image, and likeness without harming their intercollegiate eligibility or athletics scholarship.
 - This is not "pay-for-play" where a student-athlete is simply receiving money because of their athletic ability – it is a job, a quid pro quo agreement in which value is exchanged between the student-athlete and a third party (this includes publicity activities like personal appearances, autograph sessions, or hosting camps, etc.).
- Student-athlete must engage in these activities as an individual, separate from their CU student-athlete capacity:
 - Just like any business entity, they must go through the official processes to use CU intellectual property (trademarks, logos, film, photos, institutional productions, etc.) or CU facilities and event spaces.
 - Colorado law requires student-athletes disclose their NIL-related activities/agreements to us within 72 hours of making the deal or before their next competition, whichever occurs first; thus it is strongly encouraged for student-athletes to report or discuss any potential engagement with CU's compliance office in advance so they can flag any potential NCAA or University issues;
 - This disclosure process will be facilitated through the INFLCR Verified app, which is used internally for tracking and monitoring.
 - Per Colorado law, student-athletes may contract with a non-relative "professional representative" or a "legal representative" (who must be a licensed attorney) to help them market themselves, arrange partnerships, facilitate relationships with brands, review contracts, etc. The NCAA rule prohibiting student-athletes from signing with an athletic agent in efforts to secure a professional sports contract remains effective: student-athletes may only receive representation related to their NIL activities;
- **Bufs with a Brand**, part of CU's Leadership & Career Development Program, exists to educate and support the student-athletes as they explore name, image and likeness opportunities and navigate the related legislation– BWAB will provide programming throughout the school year focusing on brand management, entrepreneurship, and financial literacy.

**NOTABLE PERFORMANCES: THE LAST TIME****INDIVIDUAL**

Kickoff Return For A Touchdown	Colorado: Nelson Spruce vs. Cal in Boulder, Nov. 16, 2013 (onside, 46 yards; otherwise: M. Mosley vs. Utah, Nov. 23, 2012, 100 yds)
	Opponent: Reggie Dunn, Utah in Boulder, Nov. 23, 2012 (100 yards).
Punt Return For A Touchdown	Colorado: Brenden Rice vs. Utah in Boulder, Dec. 12, 2020 (81 yards).
	Opponent: Dermari Simpkins, Utah at Salt Lake City, Nov. 30, 2016 (66 yards).
Interception Return For A Touchdown	Colorado: Carson Wells vs. Arizona in Boulder, Oct. 16, 2021 (50 yards).
	Opponent: Darren Hall, San Diego State in Boulder, Nov. 28, 2020 (57 yards, TD).
Fumble Return/Recovery For A Touchdown	Colorado: Mustafa Johnson vs. Colorado State in Denver, Aug. 30, 2019 (9 yards).
	Opponent: Tra'Mayne Bondurant, Arizona at Tucson, Nov. 8, 2014 (22 yards).
Blocked Punt Return For A Touchdown	Colorado: Trevor Woods vs. Arizona in Boulder, Oct. 16, 2021 (36 yards).
	Opponent: Grant Perry, Michigan at Ann Arbor, Sept. 17, 2016 (6 yards).
Blocked Field Goal Return For A Touchdown	Colorado: Has not occurred.
	Opponent: Max Bergen, Stanford at Palo Alto, Oct. 8, 2011 (75 yards; first-ever against Colorado)
Blocked Punt	Colorado: Trevor Woods vs. Arizona in Boulder, Oct. 16, 2021; Alex Fontenot vs. California & Utah in 2018.
	Opponent: Khaylan Thomas, Arizona State at Tempe, Nov. 4, 2017.
Blocked PAT Kick	Colorado: Terrance Lang vs. Oregon State in Boulder, Oct. 27, 2018.
	Opponent: Jordan Jackson, Air Force in Boulder, Sept. 14, 2019 (<i>kicker: James Stefanou</i>)
Blocked Field Goal	Colorado: Mark Perry vs. San Diego State in Boulder, Nov. 28, 2020.
	Opponent: Quentin Lake, UCLA in Boulder, Nov. 2, 2020 (<i>second one in game</i>).
Offensive Lineman To Score A Touchdown	Colorado: Alex Kelley vs. Colorado State in Denver, Sept. 2, 2016 (recovered fumble in end zone).
	Opponent: Has not occurred.
Defensive Two-Point Conversion	Colorado: Greg Biekert vs. Nebraska in Boulder, Nov. 2, 1991.
	Opponent: Has not occurred.
300 Yards Total Offense	Colorado: 301, Jarek Broussard vs. Arizona at Tucson, Dec. 5, 2020 (<i>301 rush, 0 pass</i>).
	Opponent: 350, Anthony Brown, Oregon at Eugene, Oct. 30, 2021 (<i>312 pass, 38 rush</i>).
400 Yards Total Offense	Colorado: 416, Steven Montez vs. Southern California in Boulder, Nov. 11, 2017 (<i>376 pass, 40 rush</i>).
	Opponent: 412, Dorian Thompson-Robinson, UCLA in Boulder, Nov. 7, 2020 (<i>303 pass, 109 rush</i>).
100 Yards Rushing	Colorado: 301, Jarek Broussard vs. Arizona at Tucson, Dec. 5, 2020 (<i>25 attempts</i>).
	Opponent: 127, Byron Cardwell, Oregon at Eugene, Oct. 30, 2021 (<i>7 attempts</i>).
200 Yards Rushing	Colorado: 301, Jarek Broussard vs. Arizona at Tucson, Dec. 5, 2020 (<i>25 attempts</i>).
	Opponent: 327, Khalil Tate, Arizona in Boulder, Oct. 7, 2017 (<i>14 attempts</i>).
300 Yards Rushing	Colorado: 301, Jarek Broussard vs. Arizona at Tucson, Dec. 5, 2020 (<i>25 attempts</i>).
	Opponent: 327, Khalil Tate, Arizona in Boulder, Oct. 7, 2017 (<i>14 carries</i>).
Three Touchdowns Rushing	Colorado: 3, Jarek Broussard vs. UCLA in Boulder, Nov. 7, 2020.
	Opponent: 3, Trev Potts, Minnesota in Boulder, Sept. 18, 2021.
Four Touchdowns Rushing	Colorado: 4, Michael Adkins II vs. Charleston Southern in Boulder, Oct. 19, 2013.
	Opponent: 4, Khalil Tate, Arizona in Boulder, Oct. 7, 2017.
Two 100-Yard Rushers	Colorado: Phillip Lindsay (31-144) and Sefo Liufau (23-108) vs. Washington State in Boulder, Nov. 19, 2016.
	Opponent: Michael Wiley (9-126) and Garv Brightwell (20-113), Arizona at Tucson, Dec. 5, 2020.
Three 100-Yard Rushers	Colorado: Jon Keyworth (18-124), Paul Arendt (23-116) and Ward Walsh (15-101), vs. Air Force at USAFA, Nov. 21, 1970.
	Opponent: David Overstreet (18-258), Darrell Shepard (3-151) and George Rhymes (9-110), Oklahoma in Boulder, Oct. 4, 1980.
300 Yards Passing	Colorado: 324, Steven Montez vs. Southern California in Boulder, Oct. 25, 2019 (<i>27-of-43</i>).
	Opponent: 312, Anthony Brown, Oregon at Eugene, Oct. 30, 2021 (<i>25-of-31</i>).
400 Yards Passing	Colorado: 455, Sefo Liufau vs. California at Berkeley, Sept. 27, 2014 (<i>46-of-67</i>).
	Opponent: 406, Kedon Slovis, Southern California in Boulder, Oct. 25, 2019 (<i>30-of-44</i>).
Three Touchdowns Passing	Colorado: 3, Brendon Lewis vs. Oregon at Eugene, Oct. 30, 2021.
	Opponent: 3, Anthony Brown, Oregon in Eugene, Oct. 30, 2021.
Four Touchdowns Passing	Colorado: 4, Steven Montez vs. Colorado State in Denver, Aug. 31, 2018.
	Opponent: 4, Casey Thompson, Texas at San Antonio (Alamo Bowl), Dec. 29, 2020.
Five Touchdowns Passing	Colorado: 7, Sefo Liufau vs. California at Berkeley, Sept. 27, 2014 (<i>school record</i>).
	Opponent: 5, Khalil Tate, Arizona at Tucson, Nov. 2, 2018.
Three Interceptions Thrown	Colorado: 4, Steven Montez vs. Oregon at Eugene, Oct. 11, 2019.
	Opponent: 3, Ryan Burns, Stanford at Palo Alto, Oct. 22, 2016.
Four Interceptions Thrown	Colorado: 4, Steven Montez vs. Oregon at Eugene, Oct. 11, 2019.
	Opponent: 4, Graham Harrell, Texas Tech at Lubbock, Oct. 27, 2007.
10 Receptions	Colorado: 10, Tony Brown vs. Arizona in Boulder, Oct. 5, 2019 (<i>141 yards</i>).
	Opponent: 11, Isaiah Hodgins, Oregon State in Boulder, Oct. 27, 2018 (<i>146 yards</i>).
100 Yards Receiving	Colorado: 102, Brenden Rice vs. Oregon at Eugene, Oct. 30, 2021 (<i>5 receptions</i>).
	Opponent: 130, Drake London, Southern California in Boulder, Oct. 2, 2021 (<i>9 receptions</i>).
200 Yards Receiving	Colorado: 211, Laviska Shenault vs. Colorado State in Denver, Aug. 31, 2018 (<i>11 receptions</i>).
	Opponent: 208, Ryan Broyles, Oklahoma at Norman, Oct. 30, 2010 (<i>9 receptions</i>).
Two Touchdowns Receiving	Colorado: 2, K.D. Nixon vs. Southern California in Boulder, Oct. 25, 2019.
	Opponent: 2, Bijan Robinson and Joshua Moore, Texas at San Antonio (Alamo Bowl), Dec. 29, 2020.
Three Touchdowns Receiving	Colorado: 3, Tony Brown vs. Arizona State at Tempe, Sept. 21, 2019.
	Opponent: 3, Nelson Agholor, Southern California at Los Angeles, Oct. 18, 2014.
Two 100-Yard Receivers	Colorado: Laviska Shenault (11-211) and K.D. Nixon (6-112) vs. Colorado State in Denver, Aug. 31, 2018.
	Opponent: Michael Pittman (7-156) and Tyler Vaughns (8-104), Southern California in Boulder, Oct. 25, 2019.
100-Yard Rusher & Receiver	Colorado: Jarek Broussard (27-121) rushing & Dimitri Stanley (6-126 receiving) vs. Stanford at Palo Alto, Nov. 14, 2020.
	Opponent: Keontay Ingram (14-124 rushing) & Drake London (9-130 receiving), Southern California in Boulder, Oct. 2, 2021.
100-Yard Rusher & Receiver (same player)	Colorado: Cortlen Johnson (27-172 rushing; 6-105 receiving), vs. Iowa State at Ames, Nov. 10, 2001.
	Opponent: Has not occurred.



The Last Time, continued...

Four Touchdowns In A Game	Colorado:	4, Laviska Shenault vs. Arizona State in Boulder, Oct. 8, 2017 (2 rushing, 2 receiving).
	Opponent:	4, Khalil Tate, Arizona in Boulder, Oct. 7, 2017 (4 rushing).
Four Field Goals In A Game	Colorado:	4, Will Oliver vs. Colorado State in Denver, Sept. 1, 2013.
	Opponent:	4, Dario Longhetto, California at Berkeley, Oct. 23, 2021.
50-Yard Field Goal	Colorado:	51, Cole Becker vs. Arizona State at Tempe, Sept. 25, 2021.
	Opponent:	51, Dario Longhetto, California at Berkeley, Oct. 23, 2021.
Two Interceptions In A Game	Colorado:	2, Mikial Onu vs. Colorado State in Denver, Aug. 30, 2019.
	Opponent:	2, Anthony Pandy, Arizona at Tucson, Dec. 5, 2020.
Three Interceptions In A Game	Colorado:	3, Terrence Wheatley vs. Texas Tech at Lubbock, Oct. 27, 2007.
	Opponent:	3, Philip Thomas, Fresno State at Fresno, Sept. 15, 2012.
Four Interceptions In A Game	Colorado:	Has not occurred.
	Opponent:	4, Frank Nelson, Utah at Salt Lake City, Nov. 2, 1946.
Three Quarterback Sacks In A Game	Colorado:	3 (for 10 yards), Nate Landman vs. San Diego State in Boulder, Nov. 28, 2020.
	Opponent:	4 (for 31 yards), Vilas Fauonuku, Utah at Salt Lake City, Nov. 28, 2015.
Four Quarterback Sacks In A Game	Colorado:	4½ (for 46), Ron Woolfork vs. Iowa in Boulder, Sept. 26, 1992.
	Opponent:	4 (for 31 yards), Vilas Fauonuku, Utah at Salt Lake City, Nov. 28, 2015.

TEAM

Shut Out (Defensive)	Colorado:	Game: 34-0, vs. Arizona in Boulder, Oct. 16, 2021. Through 3rd Qtr: 27-0, vs. Arizona in Boulder, Oct. 16, 2021. At Half: 6-0, vs. Arizona in Boulder, Oct. 16, 2021.
	Opponent:	Game: 0-30, by Minnesota in Boulder, Sept. 18, 2021. Through 3rd Qtr: 0-20, by Minnesota in Boulder, Sept. 18, 2021. At Half: 0-13, by Minnesota in Boulder, Sept. 18, 2021.
Safety	Colorado:	vs. Oregon in Boulder, Oct. 22, 2011 (Terrel Smith tackled Cliff Harris in end zone).
	Opponent:	by Stanford at Palo Alto, Oct. 22, 2016 (Sefo Liufau ran out of back of end zone).
Held To No Offensive Touchdowns	Colorado:	by California at Berkeley, Oct. 23, 2021.
	Opponent:	Arizona in Boulder, Oct. 16, 2021; San Diego State in Boulder, Nov., 28, 2020; Texas State in Boulder, Sept. 9, 2017.
30 First Downs In A Game	Colorado:	30, vs. Northern Colorado in Boulder, Sept. 16, 2017.
	Opponent:	32, by Oregon in Eugene, Oct. 30, 2021.
Held Under 10 First Downs	Colorado:	7, by California at Berkeley, Oct. 23, 2021.
	Opponent:	7, vs. Arizona State in Boulder, Oct. 15, 2016.
500 Yards Total Offense In A Game	Colorado:	525, vs. UCLA in Boulder, Nov. 7, 2020 (264 rush, 261 pass).
	Opponent:	568, by Oregon in Eugene, Oct. 30, 2021 (256 rush, 312 pass).
600 Yards Total Offense In A Game	Colorado:	603, vs. Washington State in Boulder, Nov. 19, 2016 (258 rush, 345 pass).
	Opponent:	638, by Texas at San Antonio (Alamo Bowl), Dec. 29, 2020 (303 rush, 335 pass).
Held Under 200 Yards Total Offense In A Game	Colorado:	104, California at Berkeley, Oct. 23, 2021 (35 rush, 69 pass).
	Opponent:	155, San Diego State in Boulder, Nov. 28, 2020 (79 rush, 76 pass).
Held Under 100 Yards Total Offense In A Game	Colorado:	63, by Minnesota in Boulder, Sept. 18, 2021. (-19 rush, 82 pass).
	Opponent:	96, Idaho State in Boulder, Sept. 10, 2016 (29 rush, 67 pass).
300 Yards Rushing In A Game	Colorado:	407, vs. Arizona at Tucson, Dec. 5, 2020.
	Opponent:	303, by Texas at San Antonio (Alamo Bowl), Dec. 29, 2020.
400 Yards Rushing In A Game	Colorado:	407, vs. Arizona at Tucson, Dec. 5, 2020.
	Opponent:	413, by Arizona in Boulder, Oct. 7, 2017.
500 Yards Rushing In A Game	Colorado:	502, vs. Missouri in Boulder, Nov. 11, 2000.
	Opponent:	516, by Missouri at Columbia, Oct. 6, 1984.
Held Under 100 Yards Rushing In A Game	Colorado:	35, by California at Berkeley, Oct. 23, 2021 (28 attempts; included six sacks for 36 yards).
	Opponent:	97, vs. Texas A&M in Denver, Sept. 11, 2021 (29 attempts; included two sacks for 2 yards).
400 Yards Passing In A Game	Colorado:	401, vs. Arizona State at Tempe, Oct. 10, 2015.
	Opponent:	406, by Southern California in Boulder, Oct. 25, 2019.
500 Yards Passing In A Game	Colorado:	533, vs. NE Louisiana in Boulder, Sept. 16, 1995.
	Opponent:	523, by Fresno State at Honolulu, Dec. 25, 1993 (Aloha Bowl; only time ever vs. Colorado)
Held Under 100 Yards Passing In A Game	Colorado:	69, vs. California at Berkeley, Oct. 23, 2021.
	Opponent:	76, vs. San Diego State in Boulder, Nov. 28, 2020.
Averaged Over Eight Yards Per Play	Colorado:	9.17, vs. Colorado State in Denver, Aug. 31, 2018 (65-596).
	Opponent:	9.38, by Texas at San Antonio (Alamo Bowl), Dec. 29, 2020 (68-638).
Held Under Three Yards Per Play	Colorado:	2.26, by California at Berkeley, Oct. 23, 2021 (46-104).
	Opponent:	2.63, vs. San Diego State in Boulder, Nov. 28, 2020 (59-155).
Four Interception Game	Colorado:	4, vs. Texas Tech at Lubbock, Oct. 27, 2007.
	Opponent:	4, by Oregon at Eugene, Oct. 11, 2019.
Five Interception Game	Colorado:	5, vs. Texas Tech at Lubbock, Nov. 1, 2003.
	Opponent:	5, by Oklahoma in Boulder, Oct. 17, 1992.
Six Quarterback Sacks	Colorado:	6 (for 33 yards), vs. Nebraska in Boulder, Sept. 7, 2019.
	Opponent:	6 (for 36 yards), by California at Berkeley, Oct. 23, 2021.
Forced Six (Five) Lost Opponent Fumbles	Colorado:	6, vs. Kansas State in Boulder, Oct. 22, 1983 (5 vs. Nebraska in Boulder, Nov. 26, 1999)
	Opponent:	6, by Nebraska at Lincoln, Oct. 25, 1975 (5 by Oklahoma State at Stillwater, Nov. 8, 1980).
Forty-Minute Time of Possession Game	Colorado:	41:05, vs. UCLA at Pasadena, Oct. 31, 2015.
	Opponent:	40:13, by Minnesota in Boulder, Sept. 18, 2021.
Turnover-Free Game	Colorado:	vs. Oregon at Eugene, Oct. 30, 2021.
	Opponent:	by California at Berkeley, Oct. 23, 2021.
Did Not Punt	Colorado:	vs. Iowa State in Boulder, Nov. 19, 1994.
	Opponent:	by Oregon at Eugene, Oct. 30, 2021 (just third time since 1983; Baylor in 2010; Washington in 2013).
Recovered Own Onside Kick	Colorado:	vs. Southern California at Los Angeles (Kyle Trego), Oct. 13, 2018; 0-of-last-4 (2-of-last 11 back to 2014).
	Opponent:	by California in Boulder, Nov. 16, 2013; 0-of-last-6.

**CAREER SINGLE GAME BESTS***(for those who have regularly appeared in games)***CURTIS APPLETON, OLB**

Total Tackles—1, thrice (last: vs. USC, 10/02/21)
 Solo Tackles—1, twice (last: vs. USC, 10/02/21)
 Interceptions—1, vs. San Diego State, 11/28/20
 Pass Deflections—N/A

DANIEL ARIAS, WR

Receptions—3, vs. Texas A&M, 9/11/21
 Receiving Yards—38, vs. UCLA, 11/07/20
 Long Reception—38, vs. UCLA, 11/07/20
 Receiving TDs—1, twice (last: at Utah, 11/30/19)

ROBERT BARNES, ILB

Total Tackles—4, at Oregon, 10/30/21
 Solo Tackles—4, at Oregon, 10/30/21
 Tackles For Loss—1, at Oregon, 10/30/21
 Third Down Stops—1, vs. Texas A&M, 9/11/21

COLE BECKER, PK

Field Goals Made—2, twice (last: vs. Arizona, 10/16/21)
 Field Goals Attempted—3, at Arizona State, 9/25/21
 Long Field Goal—51, at Arizona State, 9/25/21
 PAT Made—5, vs. Northern Colorado, 9/03/21

MEKHI BLACKMON, CB

Total Tackles—10, at California, 10/23/21
 Solo Tackles—8, at California, 10/23/21
 Interceptions—1, twice (last: vs. UNC, 9/03/21)
 Pass Deflections—2, twice (last: vs. Texas (Alamo), 12/29/20)

JAREK BROUSSARD, TB

Rushing Attempts—32, vs. San Diego State, 11/28/20
 Rushing Yards—301, at Arizona, 12/5/20
 Long Run—75, at Arizona, 12/5/20
 Rushing TDs—3, vs. UCLA, 11/07/20
 Receptions—4, at Oregon, 10/30/21
 Receiving Yards—30, at California, 10/23/21
 Long Reception—21, vs. UCLA, 11/07/20; at Cal, 10/23/21

CHRIS CARPENTER, WR

Receptions—2, at Oregon, 10/30/21
 Receiving Yards—19, vs. Arizona, 10/16/21
 Long Reception—19, vs. Arizona, 10/16/21
 Receiving TDs—N/A

ASHAAD CLAYTON, TB

Rushing Attempts—8, vs. Northern Colorado, 9/03/21
 Rushing Yards—51, vs. Northern Colorado, 9/03/21
 Long Run—35, vs. Northern Colorado, 9/03/21
 Rushing TDs—2, at Arizona, 12/5/20

JOE DAVIS, TB

Rushing Attempts—7, vs. San Diego State, 11/28/20
 Rushing Yards—22, vs. Northern Colorado, 9/03/21
 Long Run—8, vs. UCLA, 11/07/20
 Rushing TDs—N/A

ALEX FONTENOT, TB

Rushing Attempts—25, at Arizona State, 9/21/19
 Rushing Yards—125, Colorado State, 8/30/19
 Long Run—32, Colorado State, 8/30/19 (TD)
 Rushing TDs—3, Colorado State, 8/30/19
 Receptions—5, twice (last: vs. Southern California, 10/25/19)
 Receiving Yards—43, vs. Arizona, 10/16/21
 Long Reception—43, vs. Arizona, 10/16/21

CHRISTIAN GONZALEZ, CB

Total Tackles—6, four times (last: at California, 10/23/21)
 Solo Tackles—5, four times (last: at California, 10/23/21)
 Interceptions—N/A
 Pass Deflections—3, vs. Texas (Alamo Bowl), 12/29/20

JAYLON JACKSON, WR

Receptions—6, at Arizona, 11/02/18
 Receiving Yards—57, vs. Nebraska, 9/07/19
 Long Reception—57, vs. Nebraska, 9/07/19
 Receiving TDs—1, vs. San Diego State, 11/28/20

MUSTAFA JOHNSON, DL

Total Tackles—10, twice (last: vs. Arizona State, 10/06/18)
 Solo Tackles—8, twice (last: vs. Oregon State, 10/27/18)
 QB Sacks—3, vs. Nebraska, 9/07/19
 Third Down Stops—3, vs. Nebraska, 9/07/19

JANAZ JORDAN, DT

Total Tackles—6, vs. Texas (Alamo Bowl), 12/29/20
 Solo Tackles—2, thrice (last: vs. Arizona, 10/16/21)
 QB Sacks—N/A
 Third Down Stops—N/A

JACK LAMB, ILB

Total Tackles—4, at Oregon, 10/30/21
 Solo Tackles—3, at Oregon, 10/30/21
 QB Sacks—N/A
 Third Down Stops—1, vs. Southern California, 10/02/21

NATE LANDMAN, ILB

Total Tackles—19, vs. Utah, 11/17/18
 Solo Tackles—16, at Oregon, 10/11/19
 Tackles For Loss—4, vs. San Diego State, 11/28/20
 QB Sacks—3, vs. San Diego State, 11/28/20
 Tackles For Zero—4, at Arizona State, 9/25/21
 Third Down Stops—4, thrice (last: at Arizona, 12/05/20)
 Pass Deflections—3, at California, 11/24/18
 Interceptions—1, thrice (last: vs. Washington, 11/23/19)

TERRANCE LANG, DE

Total Tackles—7, at UCLA, 11/02/19
 Solo Tackles—5, vs. Washington, 11/23/19
 QB Sacks—1, nine times (last: vs. UNC, 9/03/21)
 Third Down Stops—3, vs. Texas A&M, 9/11/21

MONTANA LEMONIOUS-CRAIG, WR

Receptions—3, vs. Arizona, 10/16/21
 Receiving Yards—52, vs. Arizona, 10/16/21
 Long Reception—25, vs. Arizona, 10/16/21
 Receiving TDs—1, vs. Northern Colorado, 9/03/21

BRENDON LEWIS, QB

Pass Attempts—33, at Oregon, 10/30/21
 Pass Completions—25, at Oregon, 10/30/21
 Passing Yards—248, vs. Arizona, 10/16/21
 TD Passes—3, at Oregon, 10/30/21
 Long Pass—65, vs. Southern California, 10/02/21
 Interceptions—1, thrice (last: at California, 10/23/21)
 Rating (min 10 att.)—207.5, vs. Arizona, 10/16/21
 Rushing Yards—76, vs. Texas A&M, 9/11/21
 Long Run—44, vs. Texas (Alamo Bowl), 12/29/20

ISIAH LEWIS, S

Total Tackles—9, at Arizona, 12/05/20
 Solo Tackles—8, vs. Arizona, 10/16/21
 Third Down Stops—3, twice (last: at Arizona, 12/05/20)
 Interceptions—1, at Oregon, 10/30/21
 Pass Deflections—3, vs. UCLA, 11/07/20

MATT LYNCH, TE

Receptions—2, at Oregon, 10/30/21
 Receiving Yards—6, at Stanford, 11/14/20
 Long Reception—6, at Stanford, 11/14/20
 Receiving TDs—N/A

JAMAR MONTGOMERY, OLB

Total Tackles—4, vs. Texas (Alamo Bowl), 12/29/20
 Solo Tackles—4, vs. Texas (Alamo Bowl), 12/29/20
 QB Sacks—1, vs. Southern California, 10/25/19
 Third Down Stops—2, vs. Northern Colorado, 9/03/21

ALEC PELL, TE

Receptions—1, vs. Northern Colorado, 9/03/21
 Receiving Yards—17, vs. Northern Colorado, 9/03/21
 Long Reception—17, vs. Northern Colorado, 9/03/21
 Receiving TDs—N/A

CHASE PENRY, WR

Receptions—1, five times (last: at Oregon, 10/30/21)
 Receiving Yards—16, vs. Northern Colorado, 9/03/21
 Long Reception—16, vs. Northern Colorado, 9/03/21
 Receiving TDs—1, vs. Southern California, 10/02/21

MARK PERRY, S

Total Tackles—11, vs. Southern California, 10/02/21
 Solo Tackles—8, vs. Southern California, 10/02/21
 Interceptions—1, vs. Arizona, 10/16/21
 Pass Deflections—1, five times (last: vs. Minnesota, 9/18/21)

EVAN PRICE, PK

Field Goals Made—3, vs. Stanford, 11/09/19
 Field Goals Attempted—3, thrice (last: vs. UCLA, 11/07/20)
 Long Field Goal—45, vs. UCLA, 11/07/20
 PAT Made—5, at Stanford, 11/14/20

BRENDEN RICE, WR

Receptions—5, at Oregon, 10/30/21
 Receiving Yards—111, vs. Arizona, 10/16/21
 Long Reception—62, vs. Arizona, 10/16/21 (TD)
 Receiving TDs—1, four times (last: vs. Oregon, 10/30/21)
 All-Purpose Yards—281, at Oregon, 10/30/21

TY ROBINSON, WR

Receptions—2, at Oregon, 10/30/21
 Receiving Yards—26, at Arizona State, 9/25/21
 Long Reception—26, at Arizona State, 9/25/21
 Receiving TDs—1, at Oregon, 10/30/21

NA'IM RODMAN, DL

Total Tackles—3, vs. Washington, 11/23/19
 Solo Tackles—2, twice (last: vs. Minnesota, 9/18/21)
 QB Sacks—1, vs. Northern Colorado, 9/03/21
 Third Down Stops—1, twice (last: vs. UNC, 9/03/21)

BRADY RUSSELL, TE

Receptions—5, vs. UCLA, 11/07/20
 Receiving Yards—87, vs. Southern California, 10/02/21
 Long Reception—65, vs. Southern California, 10/02/21
 Receiving TDs—1, thrice (last: vs. UCLA, 11/07/20)

JALEN SAMI, DT

Total Tackles—5, thrice (last: vs. Minnesota, 9/18/21)
 Solo Tackles—4, twice (last: vs. Minnesota, 9/18/21)
 QB Sacks—1, twice (last: vs. UNC, 9/03/21)
 Tackles For Loss—2, vs. Northern Colorado, 9/03/21
 Third Down Stops—1, 4 times (last: at Arizona, 12/05/20)

C.J. SCHMANSKI, TE

Receptions—2, vs. San Diego State, 11/28/20
 Receiving Yards—9, at Arizona, 12/5/20
 Long Reception—9, at Arizona, 12/5/20
 Receiving TDs—N/A

LA'YONTAE SHENAULT, WR

Receptions—6, vs. San Diego State, 11/28/20
 Receiving Yards—64, vs. San Diego State, 11/28/20
 Long Reception—29, at Stanford, 11/14/20
 Receiving TDs—N/A

DEION SMITH, TB

Rushing Attempts—7, twice (last: at Oregon, 10/30/21)
 Rushing Yards—41, at Oregon, 10/11/19
 Long Run—21, vs. Northern Colorado, 9/03/21
 Rushing TDs—1, twice (last: vs. USC, 10/02/21)

JAYLE STACKS, TB

Rushing Attempts—1, vs. Arizona, 10/16/21
 Rushing Yards—4, vs. Arizona, 10/16/21
 Long Run—4, vs. Arizona, 10/16/21
 Rushing TDs—N/A

DIMITRI STANLEY, WR

Receptions—6, twice (last: at Stanford, 11/14/20)
 Receiving Yards—126, at Stanford, 11/14/20
 Long Reception—55, at Stanford, 11/14/20 (TD)
 Receiving TDs—1, twice (last: at Stanford, 11/14/20)
 Punt Returns—3, four times (last: vs. UM, 9/18/21)
 Punt Return Yards—68, vs. Northern Colorado, 9/03/21

GUY THOMAS, OLB

Total Tackles—12, vs. Minnesota, 9/18/21
 Solo Tackles—10, vs. Minnesota, 9/18/21
 Tackles For Loss—1, five times (last: at Cal, 10/23/21)
 QB Sacks—1, vs. Northern Colorado, 9/03/21
 Third Down Stops—1, five times (last: vs. Arizona, 10/16/21)

JONATHAN VAN DIEST, ILB

Total Tackles—6, twice (last: vs. Utah, 12/20/20)
 Solo Tackles—5, twice (last: vs. Utah, 12/20/20)
 QB Sacks—1, twice (last: vs. Nebraska, 9/07/19)
 Third Down Stops—1, twice (last: vs. Colorado State, 8/30/19)

JOSH WATTS, P

Punts—8, twice (last: vs. Minnesota, 9/18/21)
 Average (min. 5 punts)—51.9, vs. Minnesota, 9/18/21
 Net Average (min. 5 punts)—46.4, vs. Minnesota, 9/18/21
 Long Punt—64, vs. Arizona, 10/16/21
 50-Plus—5, vs. Minnesota, 9/18/21
 Inside-the-20—4, vs. San Diego State, 11/28/20

CARSON WELLS, OLB

Total Tackles—12, at Arizona, 12/20/20
 Solo Tackles—9, vs. Arizona, 10/05/19
 Tackles For Loss—4, thrice (last: vs. Arizona, 10/16/21)
 QB Sacks—2, thrice (last: vs. Texas (Alamo Bowl), 12/29/20)
 Third Down Stops—4, at Arizona, 12/05/20
 Interceptions—1, thrice (last: vs. Arizona, 10/16/21)

MISTER WILLIAMS, ILB

Total Tackles—3, at California, 10/23/21
 Solo Tackles—2, at California, 10/23/21
 QB Sacks—N/A
 Third Down Stops—N/A

Out For Season:**MAURICE BELL, WR**

Receptions—5, vs. UCLA, 11/07/20
 Receiving Yards—46, vs. Utah, 12/12/20
 Long Reception—26, vs. Texas (Alamo Bowl), 12/29/20
 Receiving TDs—1, vs. Utah, 12/12/20

NIGEL BETHEL, Jr.

Total Tackles—3, vs. Southern California, 10/02/21
 Solo Tackles—3, vs. Southern California, 10/02/21
 Interceptions—1, at Arizona, 12/05/20
 Pass Deflections—1, thrice (last: vs. USC, 10/02/21)

CHRIS MILLER, S

Total Tackles—4, four times (last: vs. UNC, 9/03/21)
 Solo Tackles—4, vs. Northern Colorado, 9/03/21
 Interceptions—1, vs. Nebraska, 9/07/19
 Pass Deflections—1, twice (last: at Arizona St., 9/21/19)

**HOW THE BUFFS WERE BUILT (2016-present)****FRESHMAN RECRUITS****2016**

†Chance Lytle
†Colby Pursell

2017

Maurice Bell
Alex Fontenot
#Jaylon Jackson
Nate Landman
Terrance Lang
#Isaiah Lewis
Chris Miller
†Casey Roddick
†Jalen Sami
Jonathan Van Diest
Carson Wells

2018

Daniel Arias
Jarek Broussard
Frank Phillip
†Joshka Gustav
Joshua Jynes
Kanan Ray
Ray Robinson
Deion Smith
Dimitri Stanley

2019

#Joe Davis
Marvin Ham II
#Austin Johnson

Lloyd Murray, Jr.
#Alec Pell
Mark Perry
Na'im Rodman
La'Vontae Shenault
Jayden Simon
Jake Wiley

2020

Chris Carpenter
Gerad Christian-
Lichtenhan
Ashaad Clayton
Caleb Fauria
Christian Gonzalez
Devin Grant
Carson Lee
Montana Lemonious-Craig
Brendon Lewis
Keith Miller III
Louis Passarello
Toren Pittman
Brenden Rice
Jayle Stacks
Alvin Williams
Mister Williams

2021

Edgar Amaya
Jackson Anderson
Allan Baugh
Cole Becker
#Drew Carter
#Zephaniah Maea

Zion Magalei
Tyus Martin
Kaylin Moore
#Erik Olsen
Chase Penry
Nikko Reed
Ty Robinson
Austin Smith
#Tyrin Taylor
Ryan Williams
Trevor Woods

WALK-ONS**2017**

Nico Magri
*Brady Russell

2018

*Curtis Appleton
John Deitchman
Evan Price
C.J. Schmanski

2019

Derek Bedell
Mac Willis

2020

Michael Harrison
Robert Ortega
Jack Seavall

2021

Austin Dahlke
Tommy Deitchman
Camden Dempsey
Ben Finneseth
Isaiah Harper
Jack Hestera
Noah Hubbard
Mason Maddox
James Mott
Tommy Notarainni
#Charlie Offerdahl
Ben Reznik
Katin Suprenant
#Kanaan Turnbull
Noah Wagner
Cameron Warchuck
Blake Weiher
#Jordan Woolverton
Zack Yanda

FOUR YEAR TRANSFERS**2019**

Nigel Bethel
Anthony Lyle

2020

^*Matt Lynch
#*Josh Watts

2021

^*#Robert Barnes
*Noah Fenske
^*Jack Lamb
#Geno Macias
James Mott
^*#J.T. Shrout
*Blayne Toll
^*Max Wray

JUNIOR COLLEGE TRANSFERS**2018**

Mekhi Blackmon
#Mustafa Johnson
Kary Kutsch

2019

#Jeremiah Doss
#Janaz Jordan
#Jamar Montgomery
#Quinn Perry

2020

#Justin Jackson
#Jaylen Striker
#Guy Thomas

2021

#Trustin Oliver

*—is on or has since been placed on scholarship; #—joined team in spring of year listed, otherwise joined in the fall; ^—graduate transfer (graduated from previous four-year institution); †—grayshirt (signed in that class but delayed enrollment until spring). +—no longer on team.

2021 HONORARY C RECIPIENTS

Through the years beginning in 1955, head coaches, university and athletic staff members, faculty, donors, long-time fans and supporters and others have been recognized with an **Honorary C Award** for their dedication of service or contributions to University of Colorado Athletics. The most famous recipient is one no one has been able to explain how he qualified: in 1971, **Milburn "Doc" Stone** who for 21 seasons played Dr. Galen Adams on *Gunsmoke* was the sole award that year. He passed at the age of 75 in 1980. He did co-star in the 1940 movie *Colorado* with Roy Rogers (who did not receive a C, so that can't be the reason). This year's recipients were honored at halftime of the USC game on October 2:

Tad Boyle (CU men's basketball coach, 2010-current; on the verge of becoming CU's all-time winningest coach in the sport with a 233-143 [620] record and has led the program to five NCAA tournament appearances)

Kevin Brennan (long-time academic tutor and mentor for the athletic department for over two decades, he retired this past spring)

Deb Coffin (retired as CU's vice chancellor for advancement in 2021 after having served the CU Boulder community in a variety of capacities)

Teri Leiker (one of the 10 victims of the March 22 King Soopers shooting; she was an avid supporter and one of the biggest fans of the Golden Buffalo Marching Band)

Peter & Peggy Nelson (major donors to th CU ski program and the skiing community in general; parents of the late Spencer Nelson, a former CU skier who died tragically in a climbing accident in 2010 and has CU's home ski invitational named in his honor)

Miguel Rueda (CU senior associate AD for Health & Performance; joined CU as director of sports medicine in 2006 and has chaired several COVID panels)

Tim Simmons (CU sports information director, 1979-81; created a scholarship endowment for SID student assistants, longtime AD supporter who has provided numerous opportunities for CU students through the years to gain real world experience in public and media relations in the sports world)



WESTBROOK SET FOR COLLEGE FOOTBALL HALL OF FAME INDUCTION

Some 27 years later, it still resonates and sends chills through CU football fans as if it happened just yesterday through the late Keith Jackson's call on ABC: "Stewart with time ... He lets it go ... He's got three people down there ... The ball's up in the air ... Caught! Touchdown! ... Caught by Westbrook for a touchdown! ... Incredible!" (<https://www.youtube.com/watch?v=5Nt6HjqJt8&t=87s>).

On Sept. 24, 1994, **Michael Westbrook** cemented his name in CU and college football history with that catch, dubbed the "Miracle in Michigan." He was officially recognized as one of college football's all-time greats as he was selected for induction into the College Football Hall of Fame in its 2020 Class. He will become the ninth Buffalo enshrined in the Hall, joining **Byron White** (inducted in 1952), **Joe Romig** (1984), **Dick Anderson** (1993), **Bobby Anderson** (2006), **Alfred Williams** (2010), **John Wooten** (2012), Coach **Bill McCartney** (2013) and **Herb Orvis** (2016). Westbrook becomes the second player who was coached by McCartney to enter the Hall, joining Williams who played for him during his tenure as head coach (1982-94).

"I knew I had been on the ballot, and you anticipate getting in, but you never expect it so I kind of let my guard down a bit," Westbrook said in a Colorado release after the announcement in March 2020. "Then I got the package from the Hall of Fame, and I'm like, 'Wow!' I think back to those days, and it was such an awesome time in our lives. You couldn't ask for a better situation to go through and succeed in. We had quality coaches, a great support staff and awesome teammates. Beginning with Coach Mac when he came to my high school and recruited me on the spot when he was there looking at someone else."

At the time of his graduation, he finished his career as CU's all-time leader in receptions (167), receiving yards (2,548) and receiving touchdowns (19). Those numbers still remain fourth, third and seventh, respectively, a quarter century after he played, while his average of 15.3 yards per reception is the fourth-highest among the 36 players in CU history with 70 or more catches. He had eight career 100-yard games (six over 125) and was 11th in all-purpose yards (2,858) and 22nd in scoring (116 points). To this day, he remains tied for the school's most receptions in bowl games (14) and the leader in yards (283).

The NFF Hall of Fame On-Campus Salute program, which began with the inaugural College Football Hall of Fame Class in 1951, has become a hallowed tradition, and officials were in town on Oct. 2 and honored Westbrook with an on-field presentation during the CU-Southern California football game,


The 2020 and 2021 Hall of Fame Classes will be officially inducted during the 63rd NFF Annual Awards Dinner Presented by Las Vegas Dec. 7 at the ARIA Resort & Casino Las Vegas. (The 2020 event was canceled due to COVID-19.)

"Michael Westbrook left his stamp on the record books during his Colorado career, and cemented his place in college football lore during the 'Miracle at Michigan,'" said NFF President & CEO **Steve Hatchell**."

A consensus First Team All-American in 1994, Westbrook received the Touchdown Club of Columbus Paul Warfield Trophy as the nation's top wide

receiver. During that stellar senior season, he led Colorado in receiving while guiding the team to a No. 3 final ranking and an 11-1 record.

A two-time First Team All-Big Eight performer, he became only the third CU receiver to earn all-league honors and the first to be selected twice. An AP Second Team All-American in 1992, he led the Buffs to four bowl berths, including wins in the over Fresno State (1993 Aloha) and Notre Dame (1995 Fiesta).



As a freshman, he led the Buffs to a share of the Big Eight title and a No. 20 ranking, followed by a No. 13 finish in 1992 and a No. 16 spot in 1993. The 1995 East-West Shrine Game MVP racked up eight 100-yard receiving games in his career under McCartney. Westbrook was inducted into CU's Athletic Hall of Fame in 2016.

McCartney was pleased to hear that Westbrook will be joining him in the Hall of Fame. "He could have gone in before I did, you're only as good as the players you are privileged to coach," McCartney said. "I'm excited for Michael. He was a game changer, the real deal and looked the part. He was big, strong and fast. The defense always had to be concerned with where he lined up and he was nearly impossible to cover one-on-one. As a blocker, he was downright vicious, probably the best blocking receiver I've ever coached – and it was something he took great pride in. He's obviously known for the catch in Michigan, but he shouldn't be defined by it. He was so much more for us than that one play."

The fourth overall pick in the 1995 NFL Draft, Westbrook played eight seasons in the league for the Washington Redskins (1995-2001) and Cincinnati Bengals (2002).

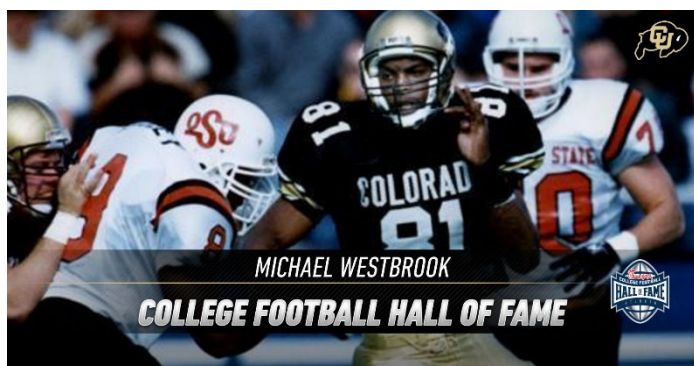
Having dabbled in martial arts during his football days, he focused on Brazilian jiu-jitsu after retiring from the NFL and has since obtained a black belt. Westbrook has won national and Pan-American events as a brown belt, and he won the 2008 International Brazilian Jiu-Jitsu Federation World Championship at purple belt.

The 2020 College Football Hall of Fame Class includes **Lomas Brown** (Florida), **Keith Byars** (Ohio State), **Eric Crouch** (Nebraska), **Eric Dickerson** (SMU), **Glenn Dorsey** (LSU), **John "Jumbo" Elliott** (Michigan), **Jason Hanson** (Washington State), **E.J. Henderson** (Maryland), **E.J. Junior** (Alabama), **Steve McNair** (Alcorn State), **Cade McNown** (UCLA), **Leslie O'Neal** (Oklahoma State), **Anthony Poindexter** (Virginia), **David Pollack** (Georgia), **Bob Stein** (Minnesota), **Michael Westbrook** (Colorado), **Elmo Wright** (Houston) and coaches **Dick Sheridan** (Furman, North Carolina State), and **Andy Talley** (St. Lawrence [NY], Villanova).

The 2021 College Football Hall of Fame Class includes **Harris Barton** (North Carolina), **David Fulcher** (Arizona State), **Dan Morgan** (Miami [FL]), **Carson Palmer** (Southern California), **Tony Romo** (Eastern Illinois), **Kenneth Sims** (Texas), **C.J. Spiller** (Clemson), **Darren Sproles** (Kansas State), **Aaron Taylor** (Notre Dame), **Andre Tippett** (Iowa), **Al Wilson** (Tennessee) and coaches **Rudy Hubbard** (Florida A&M) and **Bob Stoops** (Oklahoma).

The accomplishments of both classes will be forever immortalized at the Chick-fil-A College Football Hall of Fame in Atlanta, and each inductee will receive a custom ring created by Jostens, the official and exclusive supplier of NFF rings.

Including the 2020 and 2021 Hall of Fame Classes, only 1,038 players and 223 coaches have been inducted into the College Football Hall of Fame from the nearly 5.47 million who have played or coached the game during the past 152 years. In other words, less than two one-hundredths of a percent (.02%) of the individuals who have played the game have earned this distinction.



**THREE BUFFALOES ONCE AGAIN ON COLLEGE FOOTBALL HALL OF FAME BALLOT**

Garten, Hudson, Salaam appear on ballot for 2022 class



Three University of Colorado football players once again made the national ballot for the 2022 class that will be inducted into the College Football Hall of Fame, which the National Football Foundation (NFF) released on June 2.

Offensive guard **Joe Garten** (1987-90), defensive back **Chris Hudson** (1991-94) and tailback **Rashaan Salaam** (1992-94) appear on the ballot for the 2022 class, which will be announced early next year. All have advanced to the national ballot from the district selection process at least once before.

“It’s an enormous honor to just be on the College Football Hall of Fame ballot considering more than 5.47 million people have played college football and only 1,038 players have been inducted,” said NFF President & CEO **Steve Hatchell**. “The Hall’s requirement of being a First-Team All-American creates a much smaller pool of about 1,500 individuals who are even eligible. Being in today’s elite group means an individual is truly among the greatest to have ever played the game, and we look forward to announcing the 2022 College Football Hall of Fame Class early next year.”

Garten was a two-time first-team All-American, consensus as a junior in 1989 and unanimous as a team captain and senior in 1990, when he finished as the runner-up for the Outland Trophy. He was a member of CU’s Big Eight champion teams both years and the ’90 consensus national championship team. The Buffaloes were 22-2-1 those two years, rising to No. 1 in the national polls late in both seasons.

Hudson, who played both safety and cornerback during his CU career, was a consensus first-team All-American as a senior in 1994, when he also won the Jim Thorpe Award as the nation’s top defensive back. He is one of six Buffaloes in history to earn first-team All-Conference honors three times, at corner as a sophomore and senior and at free safety his junior year. He had 141 career tackles with 15 interceptions – second-most in CU annals – and 20 passes broken up. He helped CU to an 11-1 mark his last season despite playing the bulk of the year with a turf toe injury.

Salaam, CU’s only Heisman Trophy winner, passed away on Dec. 5, 2016, became the fourth player to rush for 2,000 yards in a season at the time when he rambled for 2,055 yards in 1994. He also claimed the Doak Walker Award as the nation’s top running back, the Walter Camp Trophy for the national player of the year and was a unanimous first-team All-American and first-team All-Big Eight, also selected the conference’s offensive player of the year.

Other Buffaloes on the district ballot include **Eric Bieniemy** (tailback, 1987-90), **Deon Figures** (cornerback, 1988-92) and **Matt Russell** (linebacker, 1993-96). Bieniemy has previously advanced to the national ballot, but since he is an active coach in the NFL, he isn’t eligible for selection until his coaching days are complete.

The 2020 and 2021 classes will be inducted this Dec. 7 in Las Vegas. CU’s **Michael Westbrook** is a member of the 2020 class, and he will become the eighth Buffalo player to be enshrined, along with one coach, Bill McCartney. Westbrook will be honored with an on-field celebration by the NFF on Oct. 2 when CU hosts Southern California.

Previous CU players inducted include **Byron White**, **Joe Romig**, **Bobby Anderson**, **Dick Anderson**, **Alfred Williams**, **John Wooten** and **Herb Orvis**, along with one head coach, **Bill McCartney**.

**CU ANNOUNCES FUTURE FOOTBALL GAMES & SERIES**

Colorado announced on July 8 that it has added four football opponents – for a total of seven games – to its future football schedules. **Wyoming** filled a vacancy in 2025 that was created when a previously scheduled game against Missouri was moved to 2031, as the Tigers needed dates to rekindle their rivalry with Kansas. Three home-and-home series were revealed, with **Southern Methodist** (2030, 2031), **North Texas** (2032, 2033) and **Oklahoma State** (2036, 2037).

2022

S 3	TCU	BOULDER
S 10	at Air Force	Colorado Springs
S 17	at Minnesota	Minneapolis
PAC-12 HOME (5): ARIZONA STATE-CALIFORNIA-OREGON-UCLA-UTAH		
PAC-12 ROAD (4): ARIZONA-OREGON STATE-USC-WASHINGTON		

2023

S 2	at TCU	Fort Worth
S 9	NEBRASKA	BOULDER
S 16	COLORADO STATE	BOULDER
PAC-12 HOME (4): ARIZONA-OREGON STATE-STANFORD-USC		
PAC-12 ROAD (5): ARIZONA STATE-OREGON-UCLA-UTAH-WASH. ST.		

2024

A 31	NORTH DAKOTA STATE	BOULDER
S 7	at Nebraska	Lincoln
S 14	at Colorado State	Fort Collins
PAC-12 HOME (5): ARIZONA STATE-OREGON-UCLA-UTAH-WASH. ST.		
PAC-12 ROAD (4): ARIZONA-OREGON STATE-STANFORD-USC		

2025

A 30	GEORGIA TECH	BOULDER
S 6	at Houston	Houston
S 20	*WYOMING	BOULDER
PAC-12 ROAD (5): ARIZONA STATE-CALIFORNIA-UCLA-UTAH-WASH. ST.		

2026

S 5	at Georgia Tech	Atlanta
S 12	HOUSTON	BOULDER
S 19	at Northwestern	Evanston
PAC-12 HOME (5): ARIZONA STATE-CALIFORNIA-UCLA-UTAH-WASH. ST.		
PAC-12 ROAD (4): ARIZONA-OREGON STATE-USC-WASHINGTON		

2027

S 4	COLGATE	BOULDER
S 11	NORTHWESTERN	BOULDER
S 18	KANSAS STATE	BOULDER

2028

S 2	MASSACHUSETTS	BOULDER
S 9	at Florida	Gainesville
S 16	at Kansas State	Manhattan

2029

S 1	TBA	
S 8	FLORIDA	BOULDER
S 15	at Colorado State	Fort Collins

With the Buffaloes annually recruiting in Texas, head coach **Karl Dorrell** felt it was important to have more of a presence in the state when it came to scheduling games. The Buffaloes already had trips to TCU (in 2023) and Houston (in 2025) on their future gridiron schedules. CU's future schedules are essentially now complete through 2031, with the exception of one game needed in both 2029 and 2031:

2030

A 31	SMU	BOULDER
S 7	at Missouri	Columbia
S 14	COLORADO STATE	BOULDER

2031

A 30	MISSOURI	BOULDER
S 6	at SMU	Dallas
S 13	TBA	

2032

S 4	NORTH TEXAS	BOULDER
S 11	TBA	
S 18	TBA	

2033

S 3	at North Texas	Denton
S 10	TBA	
S 17	COLORADO STATE	BOULDER

2034

S 2	TBA	
S 9	TBA	
S 16	at Colorado State	Fort Collins

2035

S 1	TBA	
S 8	TBA	
S 15	TBA	

2036

A 30	TBA	
S 6	TBA	
S 13	at Oklahoma State	Stillwater

2037

S 5	TBA	
S 12	OKLAHOMA STATE	BOULDER
S 19	COLORADO STATE	BOULDER

2038

S 4	TBA	
S 11	at Colorado State	Fort Collins
S 18	TBA	

PAC-12, BIG TEN & ACC ANNOUNCE ALLIANCE

On August 24, the commissioners of the Pac-12, Big Ten and Atlantic Coast conferences held a joint press conference announcing an alliance between the three. Many particulars have yet to be figured out, but they did announce crossover scheduling between the three in football and men's and women's basketball (the conferences will work on scheduling games, not the individual schools, which number 41 in all (Notre Dame comes under the ACC umbrella and will be included in all except football). The three conferences remain competitors in every sense but are committed to collaborating and providing thought leadership on various opportunities and challenges facing college athletics, including: student-athlete mental and physical health, safety, wellness and support; strong academic experience and support; diversity, equity and inclusion; Social justice; Gender equity; future structure of the NCAA; federal legislative efforts and postseason championships and future formats.



A note about CU's depth: in-season, charts *reflect* change and generally do not announce it unless there are long-term injuries.

OFFENSE

(Multiple)

WIDE RECEIVER (X)

- 6 Daniel Arias, 6-4, 210, Jr.-2***
- 80 Ty Robinson, 6-3, 185, Fr.
- 5 La'Vontae Shenault, 6-2, 190, Fr.-3**

WIDE RECEIVER (Z)

- 2 Brenden Rice, 6-3, 205, Fr.-2*
- 15 Montana Lemonious-Craig, 6-2, 185, Fr.-2*
- 3 Chase Penry, 6-1, 185, Fr.

WIDE RECEIVER (F, Slot)

- 3 Chase Penry, 6-1, 185, Fr.
- 81 Chris Carpenter, 6-1, 165, Fr.-2*
- (14 Dimitri Stanley, 6-0, 195, Soph.-2***--inj.)

LEFT TACKLE

- 60 Jake Wiley, 6-6, 310, Fr.-3*
- 74 Chance Lytle, 6-7, 340, Jr.-2***

LEFT GUARD

- 58 Kary Kutsch, 6-5, 310, Sr.-2***
- 52 Joshua Jynes, 6-3, 310, Soph.-2**

CENTER

- 65 Colby Pursell, 6-4, 300, Jr.-2***
- 53 Noah Fenske, 6-5, 305, Fr.-2
- 64 Austin Johnson, 6-4, 300, Fr.-3*

RIGHT GUARD

- 70 Casey Roddick, 6-4, 325, Soph.-2** OR
- 54 Kanan Ray, 6-4, 295, Soph.-2**

RIGHT TACKLE

- 76 Frank Fillip, 6-7, 295, Soph.-3***
- 69 Gerad Christian-Lichtenhan, 6-10, 335, Fr.-RS

TIGHT END

- 38 Brady Russell, 6-3, 250, Jr.-2***
- 84 Matt Lynch, 6-5, 240, Gr.-2*
- 21 Alec Pell, 6-4, 235, Fr.-3**
- 18 Caleb Fauria, 6-5, 230, Fr.-RS

QUARTERBACK

- 12 Brendon Lewis, 6-3, 210, Fr.-2*
- 9 Drew Carter, 6-3, 195, Fr.
- 16 Jordan Woolverton, 6-2, 195, Fr.

TAILBACK

- 23 Jarek Broussard, 5-9, 185, Soph.-2*
- 8 Alex Fontenot, 6-0, 205, Jr.-2**
- 20 Deion Smith, 6-0, 190, Soph.-2*
- 33 Jayle Stacks, 5-11, 230, Fr.-2*
- (0 Ashaad Clayton, 6-0, 200, Fr.-2*--injured)

DEFENSE

(4-3 base)

DEFENSIVE END

- 54 Terrance Lang, 6-7, 285, Jr.-2***
- 13 Justin Jackson, 6-2, 270, Jr.-2*

DEFENSIVE TACKLE

- 34 Mustafa Johnson, 6-2, 280, Sr.-2*** OR
- 91 Na'im Rodman, 6-2, 305, Soph.-2**
- 90 Jayden Simon, 6-3, 305, Fr.-3

DEFENSIVE TACKLE

- 99 Jalen Sami, 6-6, 325, Soph.-2**
- 94 Janaz Jordan, 6-4, 325, Jr.-2**

DEFENSIVE END

- 26 Carson Wells, 6-4, 245, Jr.-2***
- 1 Guy Thomas, 6-4, 235, Jr.-2*
- 33 Joshka Gustav, 6-3, 235, Fr.-3** OR
- 4 Jamar Montgomery, 6-2, 245, Jr.-3**

INSIDE LINEBACKER (Sam)

- 15 Jack Lamb, 6-4, 220, Gr.
- 7 Marvin Ham II, 6-1, 225, Fr.-3**

INSIDE LINEBACKER (Mike)

- 12 Quinn Perry, 6-2, 245, Jr.-3**
- 40 Zephaniah Maera, 6-1, 235, Fr.
- (53 Nate Landman, 6-3, 235, Sr.-2***--injured)

INSIDE LINEBACKER (Will)

- 20 Robert Barnes, 6-2, 230, Gr.
- 31 Jonathan Van Diest, 6-1, 230, Jr.-2***

LEFT CORNERBACK

- 6 Mekhi Blackmon, 6-0, 175, Jr.-3***
- 25 Nikko Reed, 5-10, 165, Fr.
- 21 Kaylin Moore, 5-10, 180, Fr.

FREE SAFETY

- 5 Mark Perry, 6-0, 200, Soph.-2**
- 30 Curtis Appleton, 6-1, 190, Jr.-2**
- 41 Anthony Lyle, 6-0, 190, Jr.-2*

STRONG SAFETY

- 23 Isaiah Lewis, 6-0, 205, Jr.-2***
- 42 Trevor Woods, 6-1, 195, Fr.
- 32 Ray Robinson, 6-2, 210, Soph.-2**

RIGHT CORNERBACK

- 3 Christian Gonzalez, 6-2, 200, Fr.-2*
- 28 Tyrin Taylor, 6-2, 175, Fr.

SPECIALISTS

PUNTER

- 89 Josh Watts, 6-4, 200, Jr.-2*
- 45 Noah Hubbard, 6-3, 170, Fr.

PLACEKICKER / KICKOFF

- 36 Cole Becker, 6-3, 220, Fr.
- 43 Evan Price, 6-1, 180, Soph.-2***
- 37 Mac Willis, 6-3, 190, Fr.-3*

PUNT RETURN

- 25 Nikko Reed, 5-10, 165, Fr.
- 3 Chase Penry, 6-1, 185, Fr.
- (14 Dimitri Stanley, 6-0, 195, Soph.-2***--inj.)

KICKOFF RETURN

- 2 Brenden Rice, 6-3, 205, Fr.-2*
- 20 Deion Smith, 6-0, 190, Soph.-2*
- 25 Nikko Reed, 5-10, 165, Fr.
- 44 Charlie Offerdahl, 5-11, 185, Fr.

HOLDER

- 84 Matt Lynch, 6-5, 245, Gr.-2*
- 89 Josh Watts, 6-4, 210, Jr.-2*

SNAPPER (Short & Long)

- 87 Derek Bedell, 6-3, 230, Fr.-3*
- 57 Cameron Warchuck, 6-0, 235, Fr.

INJURED (Out For Extended Time)

- 13 ★ Maurice Bell, WR, 6-0, 180, Jr.-2***
- 27 ★ Nigel Bethel, CB, 6-0, 170, Soph.-2*
- 18 ★ Jeremiah Doss, DT, 6-4, 265, Sr.-2**
- 10 Jaylon Jackson, WR, 5-10, 170, Jr.-2***
- 0 ★ Chris Miller, S/OLB, 6-0, 190, Jr.-2**
- 7 ★ J.T. Shrout, QB, 6-3, 215, Soph.
- 2 ★ Jaylen Striker, CB, 6-3, 200, Soph.-2*
- ★—out for 2021 season.

(N)—nickel back.

OR—indicates those listed are considered even (co-first/second/third team status).

ITALICS—Players listed in *italics* left a previous game with an injury; game status ranges from probable to day-to-day to questionable.

(Heights and weights as of August 4, 2021)

*—number of letters earned through 2020;
CAPTAINS: selected game-by-game.



COLORADO FOOTBALL / ALPHABETICAL ROSTER

(November 1 a.m.)

NOTE: ALL PLAYERS WHO WERE ON CU's 2020 ROSTER HAVE CLASS ELIGIBILITY LISTED AS THE SAME PER NCAA COVID-19 EXCEPTION (updated with -2 or -3, e.g.: Fr.-2, So.-2)

No.	Player	Pos.	Ht.	Wt.	Class	Exp.	Hometown (High School/Previous College)	Status
68	AMAYA, Edgar	OL	6- 2	320	Fr.	HS	Russellville, Ala. (Russellville)	S 5/4
56	ANDERSON, Jackson	OL	6- 4	300	Fr.	HS	Mineola, Texas (Mineola)	S 5/4
30	APPLETON II, Curtis	S	6- 1	190	Jr.-2	2L	Englewood, Colo. (Cherry Creek/Washburn)	S 2/2
6	ARIAS, Daniel	WR	6- 4	210	Jr.-2	3L	Mill Creek, Wash. (Henry M. Jackson)	S 2/2
20	BARNES, Robert	ILB	6- 2	230	Gr.	TR	Southlake, Texas (Carroll/Oklahoma)	S 2/2
97	BAUGH, Allan	DL	6- 2	270	Fr.	HS	Fort Lauderdale, Fla. (St. Thomas Aquinas)	S 5/4
36	BECKER, Cole	PK	6- 3	220	Fr.	HS	Roseville, Calif. (Rocklin)	S 5/4
87	BEDELL, Derek	SN	6- 3	230	Fr.-2	1L	Bellflower, Calif. (St. John Bosco)	WO 4/4
27	BETHEL, Nigel Jr.	CB	6- 0	170	So.-2	1L	Miami, Fla. (Northwestern/Miami-Fla.)	S 3/3
6	BLACKMON, Mekhi	CB	6- 0	175	Jr.-3	3L	East Palo Alto, Calif. (Menlo-Atherton/College of San Mateo)	S 2/2
23	BROUSSARD, Jarek	TB	5- 9	185	So.-2	1L	Dallas, Texas (Bishop Lynch)	S 3/3
81	CARPENTER, Chris	WR	6- 1	165	Fr.-2	1L	Jacksonville, Texas (Jacksonville)	S 4/4
9	CARTER, Drew	QB	6- 3	195	Fr.	HS	Tigard, Ore. (Tigard)	S 5/4
69	CHRISTIAN-LICHTENHAN, Gerad	OL	6-10	335	Fr.	RS	Davis, Calif. (Davis)	S 5/4
0	CLAYTON, Ashaad	TB	6- 0	200	Fr.-2	1L	New Orleans, La. (Warren Easton)	S 5/4
39	DAHLKE, Austin	DB	6- 1	190	Fr.	HS	Edgar, Wis. (Edgar)	WO 5/4
28	DAVIS, Joe	TB	5-11	195	So.-2	2L	Littleton, Colo. (Valor Christian)	S 3/3
57	DEITCHMAN, John	OL	6- 0	265	So.-2	VR	Alamo, Calif. (De La Salle)	WO 3/3
46	DEITCHMAN, Tommy	LB	6- 1	200	Fr.	HS	Alamo, Calif. (De La Salle)	WO 5/4
79	DEMPSEY, Camden	OL	6- 2	275	Fr.	HS	Lakewood, Colo. (Lakewood)	WO 5/4
18	FAURIA, Caleb	TE	6- 5	230	Fr.	RS	Attleboro, Mass. (Bishop Feehan)	S 5/4
53	FENSKE, Noah	OL	6- 5	305	Fr.-2	TR	New Hampton, Iowa (New Hampton/Iowa)	S 4/4
76	FILLIP, Frank	OL	6- 7	295	So.-3	3L	Houston, Texas (Clear Lake)	S 3/3
22	FINNESETH, Ben	WR	6- 1	185	Fr.	HS	Durango, Colo. (Durango)	WO 5/4
8	FONTENOT, Alex	TB	6- 0	205	Jr.-2	2L	Richmond, Texas (George Ranch)	S 2/2
3	GONZALEZ, Christian	CB	6- 2	200	Fr.-2	1L	The Colony, Texas (The Colony)	S 5/4
44	GRANT, Devin	OLB	6- 3	240	Fr.-2	1L	San Antonio, Texas (Antonian Prep)	S 5/4
33	GUSTAV, Joshka	OLB	6- 3	235	Fr.-3	2L	Cherry Valley, Calif. (Aquinas)	S 4/4
7	HAM II, Marvin	ILB	6- 1	225	Fr.-3	2L	Belleville, Mich. (Belleville)	S 4/4
29	HARPER, Isaiah	TB	5-10	175	Fr.	HS	Pearland, Texas (Shadow Creek)	WO 5/4
83	HARRISON, Michael	WR	6- 3	200	Fr.-2	RS	San Francisco, Calif. (St. Ignatius College Prep)	WO 5/4
25	HESTER, Jack	WR	6- 0	175	Fr.	HS	Cedar Park, Texas (Cedar Park)	WO 5/4
45	HUBBARD, Noah	P	6- 3	170	Fr.	HS	Louisville, Colo. (Monarch)	WO 5/4
10	JACKSON, Jaylon	WR	5-10	170	Jr.-2	3L	Cedar Hill, Texas (Cedar Hill)	S 2/2
13	JACKSON, Justin	DL	6- 2	270	Jr.-2	1L	Olive Branch, Miss. (Center Hill/Northwest Mississippi CC)	S 3/2
64	JOHNSON, Austin	OL	6- 4	300	Fr.-3	1L	Highlands Ranch, Colo. (Highlands Ranch)	S 4/4
34	JOHNSON, Mustafa	DL	6- 2	280	Sr.-2	3L	Turlock, Calif. (Turlock/Modesto JC)	Seeking Eligibility Waiver
94	JORDAN, Janaz	DL	6- 4	325	Jr.-2	2L	Hampton, Va. (Bethel/Hinds Community College)	S 2/2
52	JYNES, Joshua	OL	6- 3	310	So.-2	2L	Cedar Hill, Texas (DeSoto)	S 3/3
58	KUTSCH, Kary	OL	6- 5	310	Sr.-2	3L	Redding, Calif. (Shasta/Butte College)	S 2/1
15	LAMB, Jack	ILB	6- 4	220	Gr.	TR	Temecula, Calif. (Great Oak/Notre Dame)	S 2/2
53	LANDMAN, Nate	ILB	6- 3	235	Sr.-2	4L	Danville, Calif. (Monte Vista)	S 2/1
54	LANG, Terrance	DL	6- 7	285	Jr.-2	3L	Pomona, Calif. (Maranatha)	S 2/2
75	LEE, Carson	OL	6- 3	325	Fr.-2	1L	Greenwood Village, Colo. (Cherry Creek)	S 5/4
15	LEMONIOUS-CRAIG, Montana	WR	6- 2	185	Fr.-2	1L	Inglewood, Calif. (Inglewood)	S 5/4
12	LEWIS, Brendon	QB	6- 2	215	Fr.-2	1L	Melissa, Texas (Melissa)	S 5/4
23	LEWIS, Isaiah	S	6- 0	205	Jr.-2	3L	Granite Bay, Calif. (Granite Bay)	S 2/2
41	LYLE, Anthony	S	6- 0	195	Jr.-2	1L	Lafayette, Colo. (Legacy/Eastern Michigan)	WO 2/2
84	LYNCH, Matt	TE	6- 5	240	Gr.-2	1L	Broomfield, Colo. (Legacy/UCLA)	S 1/1
74	LYTLE, Chance	OL	6- 7	340	Jr.-2	3L	San Antonio, Texas (Churchill)	S 2/2
49	MACIAS, Geno	ILB	6- 1	195	Fr.	TR	Aurora, Colo. (Regis/Air Force)	WO 4/4
56	MADDOX, Mason	DL	6- 3	265	Fr.	HS	Aurora, Colo. (Cherokee Trail)	WO 5/4
40	MAEA, Zephaniah	ILB	6- 1	235	Fr.	HS	Las Vegas, Nev. (Liberty)	S 5/4
48	MAGALEI, Zion	OLB	6- 2	205	Fr.	HS	Chandler, Ariz. (Chandler)	S 5/4
98	MAGRI, Nico	TE	6- 3	260	Jr.-2	3L	Lafayette, Colo., (Monarch)	WO 2/2
95	MARTIN, Tyas	DL	6- 4	345	Fr.	HS	Helena, Ark. (Jacksonville)	S 5/4
0	MILLER, Chris	S	6- 0	190	Jr.-2	3L	Denton, Texas (Denton)	S 2/2
88	MILLER III, Keith	WR	6- 5	210	Fr.	RS	The Colony, Texas (The Colony)	S 5/4
4	MONTGOMERY, Jamar	OLB	6- 2	245	Jr.-3	2L	Birmingham, Ala. (Parker/Independence Community College)	S 2/2
21	MOORE, Kaylin	CB	5-10	180	Fr.	HS	Westlake Village, Calif. (Oaks Christian)	S 5/4
17	MOTT III, James	QB	6- 0	195	Fr.-3	TR	Laguna Beach, Calif. (St. Margaret's Episcopal/Univ. of Chicago)	WO 4/4
51	NOTARAINNI, Thomas	ILB	6- 3	205	Fr.	HS	San Diego, Calif. (Cathedral Catholic)	WO 5/4
44	OFFERDAHL, Charlie	TB	5-11	185	Fr.	HS	Littleton, Colo. (Dakota Ridge)	WO 5/4
9	OLIVER, Trustin	S	6- 4	215	Fr.	JC	Los Angeles, Calif. (Legend [Colo.]/Iowa Western CC)	S 4/4
87	OLSEN, Erik	TE	6- 5	240	Fr.	HS	Littleton, Colo. (Heritage)	S 5/4

-continued-



Colorado Alphabetical Roster, continued...

No.	Player	Pos.	Ht.	Wt.	Class	Exp.	Hometown (High School/Previous College)	Status
37	ORTEGA III, Trey	CB	6- 0	185	Fr.	RS	Broomfield, Colo. (Broomfield)	WO 5/4
89	PASSARELLO, Louis	TE	6- 5	245	Fr.	RS	Palo Alto, Calif. (Palo Alto)	S 5/4
21	PELL, Alec	TE	6- 4	235	Fr.-3	2L	Englewood, Colo. (Cherry Creek)	S 4/4
3	PENRY, Chase	WR	6- 1	185	Fr.	HS	Greenwood Village, Colo. (Cherry Creek)	S 5/4
5	PERRY, Mark	S	6- 0	200	So.-2	2L	Rancho Cucamonga, Calif. (Rancho Cucamonga)	S 3/3
12	PERRY, Quinn	ILB	6- 2	245	Jr.-3	2L	Marina Del Rey, Calif. (Palisades/El Camino)	S 2/2
22	PITTMAN, Toren	S	6- 4	190	Fr.-2	1L	Frisco, Texas (Lone Star)	S 5/4
43	PRICE, Evan	PK	6- 1	180	So.-2	3L	Evergreen, Colo. (Evergreen)	WO 3/3
65	PURSELL, Colby	OL	6- 4	300	Jr.-2	3L	Valencia, Calif. (Hart)	S 2/2
54	RAY, Kanan	OL	6- 4	295	So.-2	2L	Chatsworth, Calif. (Sierra Canyon/UCLA)	S 3/3
25	REED, Nikko	CB	5-10	165	Fr.	HS	Oakland, Calif. (Moreau Catholic)	S 5/4
73	REZNIK, Ben	OL	6- 6	290	Fr.	HS	Deerfield, Ill (Deerfield)	WO 5/4
2	RICE, Brenden	WR	6- 3	205	Fr.-2	1L	Chandler, Ariz. (Hamilton)	S 5/4
32	ROBINSON, Ray	S	6- 2	210	So.-2	2L	Highlands Ranch, Colo. (Highlands Ranch)	S 3/3
80	ROBINSON, Ty	WR	6- 3	185	Fr.	HS	Aurora, Colo. (Eaglecrest)	S 5/4
70	RODDICK, Casey	OL	6- 4	325	So.-2	2L	Ventura, Calif. (St. Bonaventure)	S 3/3
91	RODMAN, Na'im	DL	6- 2	305	So.-2	2L	Lakewood, Calif. (St. John Bosco)	S 4/3
38	RUSSELL, Brady	TE	6- 3	250	Jr.-2	3L	Fort Collins, Colo. (Fossil Ridge)	S 2/2
99	SAMI, Jalen	DL	6- 6	325	So.-2	2L	Colorado Springs, Colo. (Vista Ridge)	S 3/3
86	SCHMANSKI, C.J.	TE	6- 3	245	So.-2	1L	Louisville, Colo. (Monarch)	WO 3/3
51	SEAVALL, Jack	OL	6- 7	280	Fr.	RS	Centennial, Colo. (Arapahoe)	WO 5/4
5	SHENAULT, La'Vontae	WR	6- 2	190	Fr.-3	2L	DeSoto, Texas (DeSoto)	S 4/4
90	SIMON, Jayden	DL	6- 3	305	Fr.-3	VR	Tacoma, Wash. (Lincoln)	S 4/4
82	SMITH, Austin	TE	6- 5	225	Fr.	HS	Elmaton, Texas (Tidehaven)	S 5/4
20	SMITH, Deion	TB	6- 0	190	So.-2	1L	Houston, Texas (Second Baptist)	S 3/3
33	STACKS, Jayle	TB	5-11	230	Fr.-2	1L	Aurora, Colo. (Cherry Creek)	S 5/4
14	STANLEY, Dimitri	WR	6- 0	195	So.-2	3L	Aurora, Colo. (Cherry Creek)	S 3/3
50	SURPRENANT, Katin	OLB	6- 2	225	Fr.	HS	Upland, Calif. (Upland)	WO 5/4
28	TAYLOR, Tyrin	CB	6- 2	175	Fr.	HS	Huntersville, N.C. (William A. Hough)	S 5/4
1	THOMAS, Guy	OLB	6- 4	235	Jr.-2	1L	Miami, Fla. (Booker T. Washington/Nebraska/Coahoma CC)	S 2/2
96	TURNBULL, Kanaan	DL	6- 4	250	So.	TR	Loveland, Colo. (Thompson Valley/Independence CC)	WO 3/3
31	VAN DIEST, Jonathan	ILB	6- 1	230	Jr.-2	3L	Louisville, Colo. (Cherry Creek)	S 2/2
39	WAGNER, Noah	TB	6- 4	220	Fr.	HS	Conifer, Colo. (Conifer)	WO 5/4
57	WARCHUCK, Cameron	SN	6- 0	235	Fr.	HS	Norco, Calif. (Norco)	WO 5/4
89	WATTS, Josh	P	6- 4	210	Jr.-2	1L	Hobart, Tasmania AUSTRALIA (Guilford Young/Deakin University)	S 2/2
55	WEIHER, Blake	DL	6- 4	245	Fr.	HS	Aurora, Colo. (Cherokee Trail)	WO 5/4
26	WELLS, Carson	OLB	6- 4	245	Jr.-2	3L	Bushnell, Fla. (South Sumter)	S 2/2
60	WILEY, Jake	OL	6- 6	310	Fr.-3	1L	Centennial, Colo. (Eaglecrest)	S 4/4
58	WILLIAMS, Alvin	ILB	6- 3	230	Fr.-2	1L	Ellenwood, Ga. (Cedar Grove)	S 5/4
35	WILLIAMS, Mister	ILB	6- 0	245	Fr.-2	1L	Westlake Village, Calif. (Oaks Christian)	S 5/4
93	WILLIAMS, Ryan	DL	6- 3	280	Fr.	HS	Pearland, Texas (Shadow Creek)	S 5/4
37	WILLIS, Daniel "Mac"	PK	6- 3	190	Fr.-3	1L	Centennial, Colo. (Cherry Creek)	WO 4/4
42	WOODS, Trevor	S	6- 1	195	Fr.	HS	Katy, Texas (James E. Taylor)	S 5/4
16	WOOLVERTON, Jordan	QB	6- 2	195	Fr.	HS	Durango, Colo. (Durango)	WO 5/4
72	WRAY, Max	OL	6- 7	285	So.-3	TR	Franklin, Tenn. (Franklin/Ohio State)	S 3/3
	YANDA, Zack	QB	6- 0	190	So.	TR	Littleton, Colo. (Chatfield/Santa Monica College/Arapahoe CC)	WO 3/3

Heights and weights recorded as of August 4, 2021. **EXPERIENCE KEY:** #L—indicates number of letters earned through 2020; HS—high school; JC—junior college transfer; RS—freshman redshirt in 2020; TR—transfer; VR—varsity reserve performer.

STATUS KEY: S—scholarship, WO—walk-on; #/#—clock at start of 2021 season, i.e., 2/1: two years to play one in eligibility. **COVID:** Eligibility calculations for all players regained their year of eligibility for the 2020 season; -2 indicates second (class) year, -3 indicates third (class) year.

Inactive Roster Players [Injured (out for extended time)/Ineligible/Etc.]

No.	Player	Pos.	Ht.	Wt.	Class	Exp.	Hometown (High School/Previous College)	Reason	Status
13	BELL, Maurice	WR	6- 0	180	Jr.-2	3L	Murrieta, Calif. (Murrieta Valley)	Injured (Achilles)	S 2/2
18	DOSS, Jeremiah	DL	6- 4	265	Sr.-2	2L	Jackson, Miss. (Northwest Rankin/Hinds CC)	Injured (knee)	S 1/1
0	MILLER, Chris	S	6- 0	190	Jr.-2	3L	Denton, Texas (Denton)	Injured (knee)	S 2/2
92	MURRAY, Lloyd Jr.	DL	6- 2	300	Fr.-3	2L	Wichita Falls, Texas (Hirschi)	(entered transfer portal 9/27)	S 4/4
7	SHROUT, J.T.	QB	6- 3	215	So.	TR	Santa Clarita, Calif. (Hart Central/Tennessee)	Injured (knee)	S 3/3
2	STRIKER, Jaylen	CB	6- 3	200	So.-2	1L	Tampa, Fla. (Jefferson/Independence CC)	Injured (shoulder)	S 3/3
17	TOLL, Blayne	DE	6- 6	245	Fr.-2	TR	Hazen, Ark. (Hazen/Arkansas)	(entered transfer portal 9/28)	S 5/4

2021 COACHING STAFF: Head Coach: Karl Dorrell (2nd season at Colorado, 7th overall). Assistant Coaches: Darrin Chiaverini (OC/WR), Chris Wilson (DC/DL), Danny Langsdorf (PGC/QB), Brett Maxie (DPGC/S), Bryan Cook (TE), Darian Hagan (RB), Demetrice Martin (CB), Brian Michalowski (OLB), Mark Smith (ILB), Shannon Turley (S&C). Grad Assistants: Connor Boyd (D), Jason Grossman (O), Kyre Hawkins (D), Donovan Williams (OL). Quality Control: Matt Butterfield (O), Reggie Moore (O), Chris Reinert (ST), Jeff Smart (D). Defensive Blitz/Offensive Front Specialist: William Vlachos. **CAPTAINS:** TBD.

Colorado Numerical Roster (*active players; as of November 1 a.m.*):

No.	Player	Pos.	No.	Player	Pos.	No.	Player	Pos.	No.	Player	Pos.
0	CLAYTON, Ashaad	TB	22	FINNESETH, Ben	WR	45	HUBBARD, Noah	P	76	FILLIP, Frank	OL
1	THOMAS, Guy	OLB	23	BROUSSARD, Jarek	TB	46	DEITCHMAN, Tommy	LB	79	DEMPSEY, Camden	OL
2	RICE, Brenden	WR	23	LEWIS, Isaiah	S	48	MAGALEI, Zion	OLB	80	ROBINSON, Ty	WR
3	GONZALEZ, Christian	CB	25	REED, Nikko	CB	49	MACIAS, Geno	ILB	81	CARPENTER, Chris	WR
3	PENRY, Chase	WR	25	HESTER, Jack	WR	50	SURPRENANT, Katin	OLB	82	SMITH, Austin	TE
4	MONTGOMERY, Jamar	OLB	26	WELLS, Carson	OLB	51	NOTARAINNI, Thomas	ILB	83	HARRISON, Michael	WR
5	PERRY, Mark	S	27	BETHEL, Nigel Jr.	CB	51	SEAVALL, Jack	OL	84	LYNCH, Matt	TE
5	SHENAULT, La'Vontae	WR	28	DAVIS, Joe	TB	52	JYNES, Joshua	OL	86	SCHMANSKI, C.J.	TE
6	ARIAS, Daniel	WR	28	TAYLOR, Tyrin	CB	53	LANDMAN, Nate	ILB	87	BEDELL, Derek	SN
6	BLACKMON, Mekhi	CB	29	HARPER, Isaiah	TB	53	FENSKE, Noah	OL	87	OLSEN, Erik	TE
7	HAM II, Marvin	ILB	30	APPLETON II, Curtis	S	54	LANG, Terrance	DL	88	MILLER III, Keith	WR
8	FONTENOT, Alex	TB	31	VAN DIEST, Jonathan	ILB	54	RAY, Kanan	OL	89	WATTS, Josh	P
9	CARTER, Drew	QB	32	ROBINSON, Ray	S	55	WEIHER, Blake	DL	89	PASSARELLO, Louis	TE
9	OLIVER, Trustin	S	33	GUSTAV, Joshka	OLB	56	ANDERSON, Jackson	OL	90	SIMON, Jayden	DL
10	JACKSON, Jaylon	WR	33	STACKS, Jayle	TB	56	MADDOX, Mason	DL	91	RODMAN, Na'im	DL
12	LEWIS, Brendon	QB	34	JOHNSON, Mustafa	DL	57	DEITCHMAN, John	OL	93	WILLIAMS, Ryan	DL
12	PERRY, Quinn	ILB	35	WILLIAMS, Mister	ILB	57	WARCHUCK, Cameron	SN	94	JORDAN, Janaz	DL
13	JACKSON, Justin	DL	36	BECKER, Cole	PK	58	KUTSCH, Kary	OL	95	MARTIN, Tyas	DL
14	STANLEY, Dimitri	WR	37	WILLIS, Daniel "Mac"	PK	58	WILLIAMS, Alvin	ILB	96	TURNBULL, Kanaan	DL
15	LEMONIOUS-CRAIG, M.	WR	37	ORTEGA III, Trey	CB	60	WILEY, Jake	OL	97	BAUGH, Allan	DL
15	LAMB, Jack	ILB	38	RUSSELL, Brady	TE	64	JOHNSON, Austin	OL	98	MAGRI, Nico	TE
16	WOOLVERTON, Jordan	QB	39	DAHLKE, Austin	DB	65	PURSELL, Colby	OL	99	SAMI, Jalen	DT
17	MOTT III, James	QB	39	WAGNER, Noah	TB	68	AMAYA, Edgar	OL	---	YANDA, Zack	QB
18	FAURIA, Caleb	TE	40	MAEA, Zephaniah	ILB	69	CHRISTIAN-LICHTENHAN, G.	OL	Inactive:		
20	BARNES, Robert	ILB	41	LYLE, Anthony	S	70	RODDICK, Casey	OL	13	BELL, Maurice	WR
20	SMITH, Deion	TB	42	WOODS, Trevor	S	72	WRAY, Max	OL	18	DOSS, Jeremiah	DL
21	PELL, Alec	TE	43	PRICE, Evan	PK	73	REZNIK, Ben	OL	0	MILLER, Chris	S
21	MOORE, Kaylin	CB	44	OFFERDAHL, Charlie	TB	74	LYTLE, Chance	OL	7	SHROUT, J.T.	QB
22	PITTMAN, Toren	S	44	GRANT, Devin	OLB	75	LEE, Carson	OL	2	STRIKER, Jaylen	CB

2021 COLORADO FOOTBALL LETTERMAN PICTURE

Colorado has **66** lettermen returning for the 2021 season (63 from the 2020 team, two from 2019 and one from 2017); they break down into 32 on offense, 30 on defense and five specialists; the Buffs lost 19 lettermen off the 2020 squad (9 offense/7 defense/3 specialists). CU returns **18** starters from 2020 (9 offense—three players started three games each at two receiver and an offensive line positions/9 defense), losing six (3 offense/3 defense); the starter count was based off 14 players with three plus-starts on the offensive side of the ball. The 2020 starters are listed in bold (three or more starts); *—denotes letters earned primarily on special teams; QIS—quit in season. The breakdown:

OFFENSE

Position	Returning (32)	Lost (9)
WR	La'Vontae Shenault , Daniel Arias, Brenden Rice	
WR	Maurice Bell, Montana Lemonious-Craig, Jake Groth	K.D. Nixon
WR	Dimitri Stanley , Jaylon Jackson, Chris Carpenter	Alex Smith
LT	*Jake Wiley	Will Sherman
LG	Kary Kutsch , Kanan Ray, Austin Johnson (<i>from 2019</i>)	
C	Colby Pursell , Josh Jynes	
RG	Casey Roddick , Chance Lytle , *Carson Lee	
RT	Frank Fillip	Valentin Senn
TE	Brady Russell , C.J. Schmanski, Matt Lynch, Nico Magri, *Alec Pell, Jared Poplawski (<i>from 2017</i>)	Nick Fisher, *Luke Stillwell (<i>from 2019</i>)
QB	Brendon Lewis	Sam Noyer , Tyler Lytle (<i>QIS</i>)
TB	Jarek Broussard , Ashaad Clayton, Joe Davis, Jayle Stacks, Alex Fontenot (<i>from 2019</i>), Deion Smith (<i>from 2019</i>)	Jaren Mangham

DEFENSE

Position	Returning (30)	Lost (7)
OLB	Carson Wells , Joshka Gustav, *Devin Grant	
DE	Terrance Lang , Justin Jackson	
NT	Jalen Sami , Janaz Jordan, Lloyd Murray, Jr.	Austin Williams
DE/DT	Mustafa Johnson , Na'im Rodman, Jeremiah Doss	
ILB	Nate Landman , Quinn Perry, *Marvin Ham	Devin Lynch
ILB	Jonathan Van Diest, *Mister Williams, *Alvin Williams	Akil Jones , *Chase Newman (<i>from 2019</i>)
OLB	Guy Thomas , Jamar Montgomery	
CB	Christian Gonzalez , Nigel Bethel	
SS	Isaiah Lewis , Chris Miller, Mark Perry, *Ray Robinson, Curtis Appleton	K.J. Trujillo
FS	Toren Pittman, *Anthony Lyle	Derrion Rakestraw
CB	Mekhi Blackmon , *Jaylen Striker	Tarik Lockett

SPECIALISTS

Position	Returning (4)	Lost (3)
P	Josh Watts	
PK	Evan Price (PK/KO), Mac Willis (KO)	James Stefanou (PK), Tyler Francis (PK; <i>from 2019</i>)
SN	Derek Bedell	Travis Drosos

2021 UNIVERSITY OF COLORADO BUFFALO FOOTBALL STATISTICS

Won 2, Lost 6 (1-4 Pac-12)

RESULTS/Attendance (◆—Pac-12 Game)		Result	Time	Attendance
S 3	NORTHERN COLORADO (N).....	W 35-7	3:18	44,153
S 11	Texas A&M (Denver)	L 7-10	3:26	61,203
S 18	MINNESOTA.....	L 0-30	3:06	47,482
S 25	◆ at Arizona State	L 13-35	3:14	44,803
O 2	◆ SOUTHERN CALIFORNIA.....	L 14-37	3:09	48,197
O 16	◆ ARIZONA.....	W 34-0	3:08	49,806
O 23	◆ at California	L 3-26	2:59	36,264
O 30	◆ at Oregon	L 29-52	3:36	51,449
N 6	◆ OREGON STATE.....		5:00p P12N	
N 13	◆ at UCLA.....		TBA	TBA
N 20	◆ WASHINGTON.....		TBA	TBA
N 26	◆ at Utah.....		TBA FOX/FS-1	

SCORE-BY-QUARTERS		1	2	3	4	OT	Total
COLORADO.....		10	44	42	39	-	135
Opponents		41	63	45	48	-	197

TEAM STATISTICS		Colorado	Opponents
FIRST DOWNS		115	170
by rushing		60	76
by passing		41	79
by penalty		14	15
FIRST DOWN PLAYS/YARDS		191/769	241/1400
average gain on first down		4.03	5.81
THIRD DOWN EFFICIENCY		32-99	40-107
percentage.....		32.3	37.4
FOURTH DOWN EFFICIENCY		5-12	4-8
percentage.....		41.7	50.0
RUSHING ATTEMPTS		288	274
yards gained		1171	1481
yards lost		206	106
NET RUSHING YARDS		965	1375
average per rush		3.35	5.02
average per game		120.6	171.9
PASSING ATTEMPTS		168	260
passes completed		98	161
had intercepted.....		3	4
completion percentage.....		58.3	61.9
efficiency rating.....		120.7	131.9
NET PASSING YARDS		1043	1829
average per attempt		6.21	7.03
average per completion.....		10.6	11.4
average per game		130.4	228.6
TOTAL OFFENSIVE PLAYS		456	534
TOTAL NET YARDS		2008	3204
AVERAGE GAIN PER PLAY		4.40	6.00
AVERAGE PER GAME		251.0	400.5
FUMBLES-LOST		7-3	10-2
PENALTIES/YARDS		51/494	56/542
Offensive		21/157	31/264
Defensive		24/273	13/158
Special Teams		6/64	12/120
Bench/Unsportsmanlike		0/0	0/0
TURNOVERS (Margin: E/O.00)		6	6
TOTAL RETURN YARDS		248	228
Punt Returns: No-Yards.....		13-198	26-215
Interceptions: No-Yards.....		4-50	3-2
Misc. (Fumble/Blk. FG) Returns.....		0-0	1-11
KICKOFF RETURNS: No-Yards.....		14-377	12-236
average per return		26.9	19.7
PUNTS		46	38
yards		2220	1644
gross average		48.3	43.3
yard deductions: returns/touchbacks.....		215/80	198/140
net yards.....		1925	1306
net average		41.8	34.4
DEFENSIVE/tackles for loss		40-107	56-190
quarterback sacks/yards		10/26	23/124
quarterback hurries.....		38	38
passes broken up		24	25
forced fumbles (ST).....		7 (2)	2 (1)
BLOCKED KICKS (Special Teams).....		1	1
TIME OF POSSESSION		215:32	264:28
average per game		26:57	33:03
TIME SPENT IN THE LEAD (tied 78:49).....		142:00	259:11
TIMES PENETRATED OPPONENT 20		19	28
scores/td,fg.....		18/15,3	21/16,5
GOAL-TO-GO SITUATIONS.....		10	10
scores/td,fg.....		10/9,1	8/8,0
TOTAL DRIVES		88	91
drives ended by: TD		15	24
FG Made/FG Miss		5/3	10/3
Punt/Downs.....		46/7	37/4
TO/SAF/Clock		5/0/7	6/0/7
TOTAL POINTS		135	197
average per game		16.9	24.6

RUSHING					---avg. per---								high
Player	G	Att	Gain	Loss	NET	att.	game	TD	Long	20+	10+	5+	game
Jarek Broussard	8	90	382	23	359	3.99	44.9	2	30	1	12	28	94
Alex Fontenot	8	67	246	18	228	3.40	28.5	3	15	0	7	18	65
Brendon Lewis	8	65	265	134	131	2.02	16.4	0	33	2	10	20	76
Deion Smith	8	27	110	7	103	3.81	12.9	2	21	1	4	9	32
Ashaad Clayton	4	20	91	7	84	4.20	21.0	1	35	1	2	4	51
Brenden Rice	8	4	41	0	41	10.25	5.1	0	17	0	2	3	17
Joe Davis	1	5	22	0	22	4.40	22.0	0	6	0	0	3	22
Drew Carter	5	2	9	0	9	4.50	1.8	0	5	0	0	1	9
Jaile Stacks	6	1	4	0	4	4.00	0.7	0	4	0	0	0	4
Daniel Arias	8	1	1	0	1	1.00	0.1	0	1	0	0	0	1
Dimitri Stanley	6	1	0	1	-1	-1.00	-0.2	0	-1	0	0	3	22
Team (<i>k-downs, snaps</i>)	8	5	0	16	-16	-3.20	-2.7	0	-1	-2

PASSING							-avg. per-					TOTAL OFFENSE				
Player	G	Att	Com	Int	(T)	Pct.	Yards	att.	comp.	TD	Long	HT	Sacked	Att.	Yards	Avg.
Brendon Lewis..	8	159	94	3	(2)	59.1	1,016	6.4	10.8	7	65	37	23/124	224	1147	5.1
Drew Carter.....	5	9	4	0	(0)	44.4	27	3.0	6.8	0	12	1	0/0	11	36	3.3
Team (spiked passes)	0	0	0	0.0	0/0	5	-16	-3.2

NCAA Ratings: Lewis 123.6, Carter 69.6.

Passes w/o INT: Lewis 33, Carter 8 (T—interceptions that were tipped/bobbled; HT—hurried throws)

RECEIVING			---avg. per---								high games				
Player	G	No.	Yards	rec.	game	TD	Long	TGD	20+	10+	5+	rec	yards		
Brenden Rice.....	8	17	280	16.5	35.0	2	62t	27	5	10	13	5	3-111		
Brady Russell.....	8	14	184	13.1	23.0	0	65	17	2	6	12	3	3-87		
Jarek Broussard.....	8	11	66	6.0	8.3	0	21	15	1	3	5	4	3-30		
Dimitri Stanley.....	6	10	69	6.9	11.5	1	11t	16	0	3	6	3	3-19		
Daniel Arias.....	8	9	84	9.3	10.5	0	19	22	0	3	7	3	3-37		
Montana Lemonious-Craig	8	8	101	12.6	12.6	1	25	14	2	4	8	3	3-52		
Alex Fontenot.....	8	8	75	9.4	9.4	1	43	9	1	1	4	2	1-43		
Chase Penry.....	7	5	45	9.0	6.4	1	16	7	0	2	4	1	1-16		
Ty Robinson.....	8	4	56	14.0	7.0	1	26	8	1	2	4	2	1-26		
Chris Carpenter.....	3	3	23	7.7	7.7	0	19	5	0	1	1	2	1-19		
Deion Smith.....	8	3	14	4.7	1.8	0	8	5	0	0	2	2	1- 8		
La'Vontae Shenault.....	1	2	23	11.5	23.0	0	23	2	1	1	1	2	2-23		
Matt Lynch.....	8	2	3	1.5	0.4	0	3	4	0	0	0	2	2- 3		
Alec Pell.....	8	1	17	17.0	2.1	0	17	1	0	1	1	1	1-17		
Jaile Stacks.....	6	1	3	3.0	0.5	0	3	1	0	0	0	1	1- 3		
Caleb Fauria.....	1	0	-	-	-	-	-	1	-	-	-	-	----		

Yards After Catch (540): Russell 132, Rice 112, Broussard 45, Robinson 43, Arias 38, Lemonious-Craig 36, Carpenter 32, Fontenot 30, Smith 20, Stanley 17, Penry 11, Shenault 9, Pell 7, Robinson 6, Lynch 2. (TGD—targeted).

SCORING		Touchdowns-----					2Pt.						
Player	G	Total	Rush	Rec.	Ret.	PAT	EP-EPA	FG-FGA	Saf	DEX	PTS		
Cole Becker	8	0	0	0	0	0-0	16-16	5-8	--	--	31		
Alex Fontenot	8	4	3	1	0	0-0	0-0	0-0	--	--	24		
Jarek Broussard	8	2	2	0	0	0-0	0-0	0-0	--	--	12		
Brendon Rice	8	2	0	2	0	0-0	0-0	0-0	--	--	12		
Deion Smith	8	2	2	0	0	0-0	0-0	0-0	--	--	12		
Chase Penry	7	1	0	1	0	1-0	0-0	0-0	--	--	8		
Ashaad Clayton	4	1	1	0	0	0-0	0-0	0-0	--	--	6		
Montana L-Craig	8	1	0	1	0	0-0	0-0	0-0	--	--	6		
Ty Robinson	8	1	0	1	0	0-0	0-0	0-0	--	--	6		
Dimitri Stanley	6	1	0	1	0	0-0	0-0	0-0	--	--	6		
Carson Wells	8	1	0	0	1	0-0	0-0	0-0	--	--	6		
Trevor Woods	8	1	0	0	1	0-0	0-0	0-0	--	--	6		
Brendon Lewis	8	0	0	0	0	0-1	0-0	0-0	--	--	0		
COLORADO	8	17	8	7	2	1-1	16-16	5-8	--	--	135		
Opponents	8	24	13	11	0	0-0	23-24	10-13	--	--	197		

PUNTING		In										had	Ret.	Net	Net
Players	G	No.	Yards	Avg.	Long	20	50+	FC	TB	blk	Yds.	Yds.	Yds.	Avg.	
Josh Watts	8	46	2220	48.26	64	12	20	13	4	0	215	1925	41.8		
COLORADO	8	46	2220	48.26	64	12	20	13	4	0	215	1925	41.8		
Opponents	8	38	1644	43.26	65	9	12	4	7	1	198	1306	34.4		

FIELD GOALS		G	10-19	20-29	30-39	40-49	50-59	60+	Total	Pct.	Long
Cole Becker	8	1-1	0-0	3-3	0-2	1-2	0-0	5-8	62.5	51	
(53s) (46wn) (-) (46blk. 51.33) (-) (19.37) (33) (xx)											
Opponents	8	0-0	1-2	4-4	4-5	1-2	0-0	10-13	76.9	51	

Colorado Football Statistics / 2-2-2

DEFENSIVE

Player	G	Plays	UT	AT	—	TOTAL	Avg.	Sacks	Other	TZ	3DS	QBP	QCD	FR	FF	PBU
LB Nate Landman.....	7	400	52	19	—	71	10.1	0-0	6-13	9	7	3	2	0	1	4
DB Isaiah Lewis.....	8	427	36	18	—	54	6.8	0-0	0-0	1	5	0	0	0	0	0
DB Mark Perry.....	8	466	35	17	—	52	6.5	0-0	1-1	0	0	0	0	1	0	1
LB Quinn Perry.....	8	261	32	14	—	46	5.8	1-2	1-4	2	2	1	1	0	0	0
DB Mekhi Blackmon.....	8	462	29	16	—	45	5.7	0-0	1-1	0	6	1	0	1	0	4
LB Guy Thomas.....	7	266	28	8	—	36	5.1	2-4	3-10	4	3	1	0	0	2	0
DB Christian Gonzalez....	8	481	23	10	—	33	4.1	0-0	5-14	1	5	1	0	0	0	3
LB Carson Wells	8	423	21	11	—	32	4.0	2-4	7-17	3	3	10	0	0	0	2
DB Trevor Woods.....	7	102	10	7	—	17	2.4	0-0	0-0	0	0	0	0	0	0	0
DL Jalen Sami.....	8	242	12	4	—	16	2.0	1½-5	1-4	2	0	0	0	0	1	0
LB Jack Lamb.....	7	86	10	5	—	15	2.1	0-0	0-0	3	1	0	1	0	1	0
LB Robert Barnes.....	7	157	11	3	—	14	2.0	0-0	1-1	2	1	0	0	0	0	2
DL Mustafa Johnson	4	173	10	4	—	14	3.5	1-4	2-9	3	1	3	0	0	0	0
DL Terrance Lang.....	8	372	5	7	—	12	1.5	1-0	0-0	2	6	6	0	0	0	1
LB Joshua Gustav	8	126	8	1	—	9	1.1	1-4	0-0	1	4	0	0	0	2	2
DB Nigel Bethel.....	6	151	7	2	—	9	1.5	0-0	0-0	0	2	0	0	0	0	3
LB Marvin Ham	5	59	6	3	—	9	1.8	0-0	1-1	0	2	1	1	0	0	0
DB Tyrin Taylor.....	7	140	6	1	—	7	1.0	0-0	0-0	0	1	0	0	0	0	0
DL Na'im Rodman.....	8	273	5	1	—	6	0.8	1½-5	0-0	1	1	2	0	0	0	0
DB Chris Miller.....	2	45	4	0	—	4	2.0	0-0	0-0	0	1	0	0	0	0	0
DL Janaz Jordan.....	8	190	3	0	—	3	0.4	0-0	0-0	1	1	2	0	0	0	0
DL Jayden Simon.....	7	64	3	0	—	3	0.4	0-0	0-0	1	0	0	0	0	0	0
DL Blayne Toll.....	3	32	3	0	—	3	1.0	0-0	0-0	0	0	0	0	0	0	0
DB Jamar Montgomery...	7	90	2	1	—	3	0.4	0-0	0-0	0	3	5	0	0	0	0
DB Nikko Reed.....	8	73	2	1	—	3	0.4	0-0	1-1	0	2	0	0	0	0	1
DB Curtis Appleton.....	7	58	2	1	—	3	0.4	0-0	0-0	0	0	1	0	0	0	0
LB Mister Williams.....	1	9	2	1	—	3	1.0	0-0	0-0	0	0	0	0	0	0	0
DL Justin Jackson	8	103	1	2	—	3	0.4	0-0	0-0	0	0	1	0	0	0	0
LB Jonathan Van Diest...	3	22	1	2	—	3	1.0	0-0	1-3	0	0	0	0	0	0	0
DB Kaylin Moore.....	4	28	1	0	—	1	0.3	0-0	0-0	0	0	0	0	0	0	1
DB Trustin Oliver.....	2	18	1	0	—	1	0.5	0-0	0-0	0	0	0	0	0	0	0
LB Zephaniah Maea	4	13	1	0	—	1	0.3	0-0	0-0	0	0	0	0	0	0	0
DL Lloyd Murray, Jr.	2	43	0	1	—	1	0.5	0-0	0-0	0	0	0	0	0	0	0
DL Ryan Williams.....	2	10	0	0	—	0	0.0	0-0	0-0	0	0	0	0	0	0	0
DL Tyas Martin.....	1	5	0	0	—	0	0.0	0-0	0-0	0	0	0	0	0	0	0
DB Ray Robinson.....	1	2	0	0	—	0	0.0	0-0	0-0	0	0	0	0	0	0	0

ATTENDANCE

Site	G	Attendance	Average	High	W-L
In Boulder.....	4	189,638	47,409.5	49,806	2-2
On The Road ...	3	132,516	44,172.0	51,449	0-3
Neutral.....	1	61,203	61,203.0	61,203	0-1

PUNT RETURNS

Player	G	No.	Yards	Avg.	Long	TD	AFP
Dimitri Stanley.....	6	10	123	12.3	27	0	C39
Trevor Woods.....	7	1	36	36.0	36t	1	O 0
Chase Penry.....	7	1	16	16.0	16	0	C49
Nikko Reed.....	8	1	5	5.0	5	0	C22

(Starting AFP)—Avg. Field Position: Stanley 10/391; Penry 1/49; Reed 1/22)

KICKOFF RETURNS

Player	G	No.	Yards	Avg.	Long	TD	AFP
Brenden Rice.....	8	13	367	28.2	67	0	C29
Jared Poplawski.....	5	1	10	10.0	10	0	C35

(Starting AFP)—Rice 13/383; Poplawski 1/35)

INTERCEPTION RETURNS

Player	G	No.	Yards	Avg.	Long	TD
Carson Wells.....	8	1	50	50.0	50t	1
Mekhi Blackmon.....	8	1	0	0.0	0	0
Isaiah Lewis.....	8	1	0	0.0	0	0
Mark Perry.....	8	1	0	0.0	0	0

FUMBLE RETURNS

Player	G	No.	Yards	Avg.	Long	TD
None						

DEFENSIVE SCRIMMAGE SNAPS: 5,872 (0 2-pt plays).
FOURTH DOWN STOPS (4; included in third down stops):
Blackmon, Landman, Montgomery, Reed.
INTERCEPTIONS CAUSED (1): Montgomery.
STRIP-SACKS (0).
SACKS FOR 0 (2): Lang, Thomas.
SAFETIES (0): None.
TOUCHDOWN SAVES (11): M. Perry 3, Blackmon 2,
Gonzalez 2, Gustav, I. Lewis, Reed, Woods.

SPECIAL TEAMS STATISTICS

Player	UT	UT/20	AT	AT/20	FF	FR	KSD	DP	BLK	FFC	FDF	RK	CP	OTH	POINTS
Daniel Arias.....	1	0	2	1	0	0	3	1	0	4	3	0	1	0	= 16
Anthony Lyle.....	4	1	1	0	1	0	5	1	0	0	1	0	1	0	= 15
Toren Pittman.....	2	1	2	0	0	0	0	0	0	2	6	0	1	0	= 14
Alec Pell.....	2	1	5	0	0	0	4	0	0	0	0	0	0	0	= 12
Ray Robinson.....	3	1	1	0	0	1	2	0	0	1	1	0	0	0	= 10
Nigel Bethel.....	2	0	0	0	0	0	0	0	0	3	2	0	1	0	= 8
Joshka Gustav.....	3	0	0	0	0	0	2	0	0	2	0	0	0	0	= 7
Quinn Perry.....	4	0	0	0	0	0	0	0	0	0	0	0	0	0	= 6
Jonathan Van Diest..	2	0	2	0	0	0	0	0	0	0	0	0	1	0	= 5
Jaylon Jackson.....	1	0	0	0	0	0	0	0	0	1	1	0	1	0	= 4
Isaiah Lewis.....	3	1	0	0	0	0	0	0	0	0	0	0	0	0	= 4
Michael Harrison.....	0	0	0	0	0	0	2	0	0	0	1	0	0	0	= 3
Jack Lamb.....	0	0	1	1	1	0	0	0	0	0	0	0	0	0	= 3
Matt Lynch.....	0	0	0	0	0	0	3	0	0	0	0	0	0	0	= 3
Jared Poplawski.....	0	0	0	0	0	0	3	0	0	0	0	0	0	0	= 3
C.J. Schmanski.....	0	0	0	0	0	1	2	0	0	0	0	0	0	0	= 3

Player	UT	UT/20	AT	AT/20	FF	FR	KSD	DP	BLK	FFC	FDF	RK	CP	OTH	POINTS
Deion Smith.....	0	0	0	0	0	0	3	0	0	0	0	0	0	0	= 3
Cole Becker.....	2	0	0	0	0	0	0	0	0	0	0	0	0	0	= 2
Christian Gonzalez..	0	0	0	0	0	0	0	0	0	0	0	0	0	0	= 2
Marvin Ham.....	1	0	0	0	0	0	1	0	0	0	0	0	0	0	= 2
Mark Perry.....	0	0	0	0	0	0	2	0	0	0	0	0	0	0	= 2
Jayle Stacks.....	1	0	1	0	0	0	0	0	0	0	0	0	0	0	= 2
Guy Thomas.....	0	0	0	0	0	0	0	0	0	0	2	0	0	0	= 2
Mister Williams.....	0	0	1	0	0	0	1	0	0	0	0	0	0	0	= 2
Trevor Woods.....	0	0	0	0	0	0	1	0	1	0	0	0	0	0	= 2
Curtis Appleton.....	0	0	1	0	0	0	0	0	0	0	0	0	0	0	= 1
Robert Barnes.....	0	0	0	0	0	0	1	0	0	0	0	0	0	0	= 1
Chase Penry.....	0	0	0	0	0	0	1	0	0	0	0	0	0	0	= 1
Nikko Reed.....	1	0	0	0	0	0	0	0	0	0	0	0	0	0	= 1
Tyrin Taylor.....	0	0	0	0	0	0	0	0	0	1	0	0	0	0	= 1
Josh Watts.....	1	0	0	0	0	0	0	0	0	0	0	0	0	0	= 1
Alvin Williams.....	1	0	0	0	0	0	0	0	0	0	0	0	0	0	= 1

BLOCKED KICKS SUMMARY (1): Woods (punt/Arizona). OTHER—Field Goal/PAT Pressures (2): Gonzalez 2. Punt Pressures: None. Touchdown Saves (0): None.
Stuffed Punt Fakes: None. Fair Catch/Kickoff Return (not in EZ): None.

KEY: UT—Unassisted Tackle; UT/20—UT Inside-the-20; AT—Assisted Tackle; AT/20—AT Inside-the-20; TZ—Tackles For Zero; 3DS—Third/Fourth Down Stops (tackles, INTs, QBPs or PBUs); QBP—Quarterback Pressure; QCD—Quarterback Chasedowns; FF—Forced Fumble; FR—Fumble/Muff Recovery (Opponent on defense or CU or Opponent on special teams); PBU—Passes Broken Up; KSD—Knockdown or Springing Block on Kick Return; DP—Downed Punt (meaningful); BLK—Blocked Kick; RK—Recovered Blocked Kick; Punt or On-side kick; FFC—Forced Fair Catch; FDF—First Downfield (on kickoff or punt that altered return path); CP—Caused Penalty. A defensive game played is credited only when a player is in for at least one defensive play; defensive tackles do not include special team tackles. NOTE: Defensive/special team statistics compiled from coaches' video; NCAA/Pac-12 Colorado stats are not accurate.

YARDS BY QUARTER/HALF

	COLORADO								OPPONENT								4TH DOWN		COLORADO			OPPONENT		
Game	1Q	2Q	1H	3Q	4Q	2H	OT	GAME	1Q	2Q	1H	3Q	4Q	2H	OT	GAME	COLO	OPP	20+	10+	5+	20+	10+	5+
Northern Colorado	22	87	109	145	129	274	---	383	59	58	117	69	70	139	---	256	0-0	0-2	4	15	29	2	10	21
Texas A&M	127	79	206	41	13	54	---	260	18	63	81	45	162	207	---	288	0-2	0-0	1	10	22	2	13	21
Minnesota	0	7	7	21	35	56	---	63	83	142	225	99	117	216	---	441	0-2	1-1	0	3	9	6	14	29
Arizona State	36	65	101	104	45	149	---	250	85	103	188	149	102	251	---	439	1-1	0-0	2	10	20	6	20	32
Southern California	24	64	88	120	34	154	---	242	161	164	325	112	57	169	---	494	0-1	0-0	1	6	18	6	19	31
Arizona	90	71	161	105	99	204	---	365	33	66	99	93	88	181	---	280	0-1	1-3	5	12	20	2	15	28
California	72	19	91	19	-6	13	---	104	143	154	297	85	56	141	---	438	0-1	1-1	1	5	12	3	19	35
Oregon	22	152	179	87	80	167	---	341	176	168	344	144	80	224	---	568	4-4	1-1	4	12	25	9	22	38
Oregon State																								
UCLA																								
Washington																								
Utah																								

AT-A-GLANCE SUMMARIES

[illegible]

OFFENSIVE LINE STATISTICS

Player	Play Count-----											Season Totals-----					
	UNC	A&M	MIN	ASU	USC	UA	CAL	ORE	OSU	UCLA	WASH	UTAH	Plays/ Graded	KD	CUTS	TDB	PPTD
G. C-LICHTENHAN	22	DNP	17	DNP	1	17	10	DNP					67/ 65	0	1	0	1
N. FENSKE.....	DNP	DNP	29	DNP	DNP	2	DNP	DNP					31/ 31	0	0	0	0
F. FILLIP	INJ	INJ	28	61	55	41	36	63					284/ 301	1	1	0	4
A. JOHNSON	6	DNP	15	DNP	DNP	2	DNP	DNP					23/ 21	0	0	0	0
J. JYNES.....	6	DNP	DNP	DNP	DNP	2	DNP	DNP					8/ 6	0	0	0	0
K. KUTSCH.....	58	63	33	61	50	48	41	63					417/ 435	4	2	6	6
C. LEE.....	6	DNP	1	DNP	DNP	SSP	SSP	SSP					7/ 7	0	0	0	0
C. LYTLE.....	42	DNP	12	DNP	11	8	5	DNP					78/ 81	1	1	2	1
C. PURSELL.....	58	63	ILL	61	56	56	46	63					403/ 422	5	0	4	6
K. RAY.....	39	44	19	10	DNP	21	7	DNP					140/ 145	1	1	2	1
C. RODDICK.....	19	19	26	51	51	37	39	63					305/ 316	3	5	2	5
J. WILEY.....	46	63	35	61	56	56	42	63					422/ 442	2	5	5	5
M. WRAY	18	63	10	INJ	INJ	INJ	4	DNP					95/ 97	2	5	0	1
Team	64	63	45	61	56	58	46	63					2280/ 2369	19	21	21	30

Sacks/pressures allowed by others or coverage not included; sacks & pressures may exceed overall team total as two players can be awarded a pressure on the same play. Graded plays may exceed play count if a player or players were called for a penalty that prevented a play from proceeding (plays for other players in for those penalties are removed from their totals). KEY: KD—Knockdown Blocks (pancakes/blown off the line/finishes); CUTS—player cuts opponent all the way to the ground. TDB—Touchdown Blocks (direct); PPTD—Perfect plays on passing touchdown/conversions.

FG/PAT TEAM PLAY COUNT (24): Christian-Lichtenhan 24, Lytle 24, Magri 24, Pell 24. Roddick 24, Wiley 24, Lee 14, Russell 12, Johnson 10, Schmanski 6, Toll 6.

(*Snappers*: Bedell 24; *Holders*: Watts 21, Lynch 3; *Kickers*: Becker 24).

PUNT TEAM SNAPS (46; includes any fakes, roughing calls): Bedell 46.

NON-OFFENSIVE SCORES (2)

vs. Opponent	Player	Play	By Opponent (0)	Player	Play
Arizona	Trevor Woods	36 blocked punt return	None		
Arizona	Carson Wells	50 interception return			

MISCELLANEOUS STAT BOX

(Coin Toss: O-offense; D-Defense; d-deferred/played defense first)

[illegible]

SCORING DRIVES (Game-By-Game)

Opponent	Plays	Yards	Time	Result	Qtr	(Down) How	PAT	Quarterback
Northern Colorado	7	28	3:40	TD	2	(2) Broussard 1 run	Becker	Lewis
Northern Colorado	5	56	2:10	TD	2	(2) Lemonious-Craig 17 pass from Lewis	Becker	Lewis
Northern Colorado	16	90	7:25	TD	3	(1) Fontenot 3 run	Becker	Lewis
Northern Colorado	6	54	2:22	TD	4	(2) Clayton 1 run	Becker	Lewis
Northern Colorado	6	55	1:55	TD	4	(2) Smith 5 run	Becker	Lewis
Texas A&M	9	69	4:43	TD	1	(2) Broussard 2 run	Becker	Lewis
Arizona State	10	43	2:53	FG	2	(4) Becker 51 FG	Lewis
Arizona State	8	75	3:59	TD	3	(3) Fontenot 3 run	Becker	Lewis
Arizona State	9	61	4:27	FG	4	(4) Becker 33 FG	Lewis
Southern California	6	48	2:59	*TD	2	(2) Smith 1 run	Becker	Lewis
Southern California	4	75	1:34	TD	3	(2) Penry 7 pass from Lewis	Becker	Lewis
Arizona	10	68	4:22	FG	1	(4) Becker 19 FG	Lewis
Arizona	7	61	2:52	FG	2	(4) Becker 37 FG	Lewis
Arizona	4	80	1:15	TD	3	(3) Rice 62 pass from Lewis	Becker	Lewis
Arizona	9	70	4:45	*TD	4	(2) Stanley 11 pass from Lewis	Becker	Lewis
California	10	68	4:22	FG	1	(4) Becker 19 FG	Lewis
Oregon	9	77	4:22	TD	2	(2) Robinson 9 pass from Lewis	Becker	Lewis
Oregon	8	65	2:15	TD	2	(4) Fontenot 2 pass from Lewis	Becker	Lewis
Oregon	17	67	6:34	TD	4	(4) Fontenot 1 run	Becker	Lewis
Oregon	9	65	4:25	*TD	4	(2) Rice 16 pass from Lewis Penry pass from Lewis	Lewis

(*—scored following a turnover.)

Drive Analysis

DISTANCE	COLORADO		OPPONENT	
Length	TD	FG	TD	FG
(minus)	—	0	—	1
0—9	0	0	0	0
10—19	0	1	0	0
20—29	1	0	0	1
30—39	0	0	1	0
40—49	1	1	3	1
50—59	3	0	3	4
60—69	4	3	6	2
70—79	4	0	7	1
80—89	1	0	3	0
90—99	1	0	1	0

GAME OPENING DRIVES

Game	COLORADO			OPPONENT		
	Pts	FD	Yds	Pts	FD	Yds
Northern Colorado	0	0	11	0	2	35
Texas A&M	0	1	16	0	0	4
Minnesota	0	0	-5	0	3	52
Arizona State	0	0	-7	0	1	33
Southern California	0	1	1	0	0	2
Arizona	3	4	68	0	0	8
California	0	1	23	3	2	53
Oregon	0	0	5	7	4	47
Oregon State						
UCLA						
Washington						
Utah						

SECOND HALF OPENING DRIVES

Game	COLORADO			OPPONENT		
	Pts	FD	Yds	Pts	FD	Yds
Northern Colorado	0	3	55	0	1	19
Texas A&M	0	0	2	0	0	7
Minnesota	0	1	21	0	3	61
Arizona State	7	4	75	7	4	71
Southern California	0*	2	9	0	0	-2
Arizona	0	0	7	0	1	20
California	0	1	15	0	1	16
Oregon	0	1	15	7	2	68
Oregon State						
UCLA						
Washington						
Utah						

(*—drive ended by a turnover)

POSSESSIONS AT-A-GLANCE

	Avg. 3-Plays			
	No.	Plays	Snaps & Out*	Snaps/TD
Colorado	88	456	5.18	31 30.4 (15)
Opponent	91	534	5.87	22 22.3 (24)

(*—less if there is a turnover; must not have earned a first down or scored a touchdown.)

POINTS BY DRIVE

Drive (CU/Opp)	COLORADO			OPPONENT		
	Pts	TD	FG	Pts	TD	FG
1 (8/8)	3	0	1	10	1	1
2 (8/8)	0	0	0	24	3	1
3 (8/8)	21	3	0	23	3	1
4 (8/8)	13	1	2	35	5	0
5 (8/8)	10	1	1	9	0	3
6 (8/8)	14	2	0	7	1	0
7 (8/8)	7	1	0	17	2	1
8 (8/8)	22	3	0	10	1	1
9 (8/8)	14	2	0	31	4	1
10 (7/7)	17	2	1	7	1	0
11 (6/5)	0	0	0	10	1	1
12 (2/4)	0	0	0	14	2	0
13 (1/3)	0	0	0	0	0	0
14 (0/0)	0	0	0	0	0	0
15 (0/0)	0	0	0	0	0	0
16 (0/0)	0	0	0	0	0	0

COLORADO YARDS PER PLAY—TD Drives: 7.9 (123-969); FG Drives: 5.1 (37-188); Non-Scoring Drives: 2.9 (296-851).
OPPONENT YARDS PER PLAY—TD Drives: 9.7 (156-1516); FG Drives: 6.2 (83-511); Non-Scoring Drives: 4.0 (295-1177).

LONGEST PLAYS

COLORADO

Scrimmage		
Yards	Opponent	Player(s)
65	Southern California	Brady Russell pass from Brendon Lewis
62	Arizona	Brenden Rice pass from Brendon Lewis (TD)
51	Arizona	Brenden Rice pass from Brendon Lewis
43	Arizona	Alex Fontenot pass from Brendon Lewis
36	Oregon	Brenden Rice pass from Brendon Lewis
35	Northern Colorado	Ashaad Clayton run
33	Arizona State	Brendon Lewis run
30	Texas A&M	Brendon Lewis run
30	Northern Colorado	Jarek Broussard run
28	Oregon	Brady Russell pass from Brendon Lewis
26	Oregon	Brenden Rice pass from Brendon Lewis
25	Arizona	Montana Lemonious-Craig pass from Brendon Lewis
23	Arizona State	Ty Robinson pass from Brendon Lewis
23	Northern Colorado	La'Vontae Shenault pass from Brendon Lewis
22	Arizona	Montana Lemonious-Craig pass from Brendon Lewis
22	Oregon	Brenden Rice pass from Brendon Lewis
21	Northern Colorado	Deion Smith run
21	California	Jarek Broussard pass from Brendon Lewis
19	Arizona	Chris Carpenter pass from Brendon Lewis
19	Texas A&M	Daniel Arias pass from Brendon Lewis
19	Oregon	Alex Fontenot run
19	Southern California	Jarek Broussard run
18	Southern California	Daniel Arias pass from Brendon Lewis
17	Northern Colorado	Jarek Broussard run
17	Northern Colorado	Montana L-Craig pass from Brendon Lewis (TD)
17	Northern Colorado	Alec Pell pass from Brendon Lewis
17	Texas A&M	Brendon Lewis run
17	Southern California	Brenden Rice pass from Brendon Lewis

Number of plays 20-plus yards in length: **18** (13 pass, 5 rush)
 Number of plays 40-plus yards in length: **4** (4 pass, 0 rush)

Returns

Type	Yards	Opponent	Player
KICKOFF	67	California	Brenden Rice
PUNT	36	Arizona	Trevor Woods (TD)
INTERCEPTION	50	Arizona	Carson Wells (TD)
FUMBLE	N/A		

Returns 20+ yards in length: 13 (9 kickoff, 3 punt, 1 interception, 0 fumble, 0 misc.)
Returns 30+ yards in length: 6 (4 kickoff, 1 punt, 1 interception, 0 fumble, 0 misc.)

OPPONENT

Scrimmage		
Yards	Opponent	Player(s)
53	Southern California	Keaontay Ingram run
46	Southern California	Michael Trigg pass from Kedon Slovis (TD)
39	Minnesota	Dylan Wright pass from Tanner Morgan
38	California	Chase Garbers run
37	Arizona State	L.V. Bunkley-Shelton pass from Jayden Daniels
34	Northern Colorado	Kassidy Woods pass from Dylan McCaffrey (TD)
34	Oregon	Byron Cardwell run (TD)
33	Minnesota	Chris Autman-Bell pass from Tanner Morgan
33	Oregon	Travis Dye pass from Anthony Brown
32	Minnesota	Chris Autman-Bell pass from Tanner Morgan
31	Southern California	Drake London pass from Kedon Slovis
31	Oregon	Byron Cardwell run
31	California	Gavin Reinwald pass from Chase Garbers (TD)
30	Arizona State	Rachaaad White pass from Ricky Pearsall (TD)
29	Texas A&M	Jalen Wydermyer pass from Zach Calzada
29	Southern California	Drake London pass from Kedon Slovis
29	Oregon	Byron Cardwell run
28	Southern California	Drake London pass from Kedon Slovis
28	Minnesota	Mar'Kese Irving run
28	Arizona State	Johnny Wilson pass from Jayden Daniels
28	Oregon	Troy Franklin pass from Anthony Brown (TD)
26	Arizona State	Curtis Hodges pass from Jayden Daniels
26	Southern California	Tahj Washington pass from Kedon Slovis
25	Texas A&M	Devon Achane pass from Zach Calzada
25	Oregon	Devon Williams pass from Anthony Brown (TD)
24	Minnesota	Ky Thomas run
24	Arizona State	Jayden Daniels run
24	Arizona State	Johnny Wilson pass from Jayden Daniels
24	California	Keleki Latu pass from Chase Garbers (TD)
24	Oregon	Devon Williams pass from Anthony Brown
23	Northern Colorado	Kassidy Woods pass from Dylan McCaffrey
23	Minnesota	Mar'Kese Irving run
23	Arizona	Jalen John run
23	Arizona	Jalen Johnson pass from Will Plummer
21	Oregon	Byron Cardwell run
20	Oregon	Travis Dye pass from Anthony Brown

Number of plays 20-plus yards in length: 36 (20 pass, 16 rush)
Number of plays 40-plus yards in length: 2 (1 pass, 1 rush)

Returns

Type	Yards	Opponent	Player
KICKOFF	34	California	Nikko Remigio
PUNT	17	California	Nikko Remigio
INTERCEPTION	2	California	Elijah Hicks
FUMBLE	11	Southern California	Drake Jackson

Returns 20+ yards in length: 7 (7 kickoff, 0 punt, 0 interception, 0 fumble, 0 misc.)
Returns 30+ yards in length: 1 (1 kickoff, 0 punt, 0 interception, 0 fumble, 0 misc.)

DRIVE ENGINEERING[illegible]

FIRST DOWN PASSING

Player	Att-Com-Int	Pct.	Yards	FD	TD	Long	Sacked	Rating
Brendon Lewis	51-29-1	56.9	228	8	0	28	3/ 9	90.5
Drew Carter.....	2- 1-0	50.0	9	0	0	9	0/ 0	87.8

FIRST DOWN RUSHING

Player	Att.	Yards	Avg.	FD	TD	Long
Jarek Broussard.....	48	215	4.5	7	0	30
Alex Fontenot	35	124	3.5	4	1	15
Brendon Lewis	15	78	5.2	3	0	17
Deion Smith	16	54	3.4	2	0	21
Ashaad Clayton.....	10	34	3.4	1	0	14
Brenden Rice.....	2	32	16.0	2	0	17
Joe Davis	2	10	5.0	0	0	5
Drew Carter.....	1	4	4.0	0	0	4
Jayle Stacks.....	1	4	4.0	0	0	4
Daniel Arias.....	1	1	1.0	0	0	1
Team.....	4	-15	-3.8	0	0	-2

FIRST DOWN RECEIVING

Player	No.	Yards	Avg.	FD	TD	Long
Brenden Rice.....	8	70	8.8	3	0	26
Brady Russell	6	75	12.5	3	0	28
Daniel Arias.....	3	36	12.0	1	0	19
Chris Carpenter	2	20	10.0	1	0	19
Chase Penry	2	10	5.0	0	0	8
Jarek Broussard.....	2	3	1.5	0	0	3
Deion Smith	2	-4	-2.0	0	0	0
Ty Robinson	1	9	9.0	0	0	9
Dimitri Stanley	1	7	7.0	0	0	7
Montana Lemonious-Craig	1	6	6.0	0	0	6
Alex Fontenot	1	2	2.0	0	0	2
Matt Lynch.....	1	3	3.0	0	0	3

ALL-PURPOSE YARDS (Leaders) G Plays Rush Rec. PR KOR Total Avg. Avg./G

Brenden Rice.....	8	34	41	280	0	367	688	20.2	86.0
Jarek Broussard.....	8	101	359	66	0	0	425	4.2	53.1
Alex Fontenot	8	75	228	75	0	0	303	4.0	37.9

QUARTERBACK SACKS (10-26)

Northern Colorado (4-12): Rodman 1-4, Sami 1-4, Thomas 1-4, Lang 1-0. **Texas A&M (2-2):** Thomas 1-0, Rodman ½-1, Sami ½-1. **Minnesota (1-2):** Wells 1-2. **Arizona State (0-0).** **Southern California (0-0).** **Arizona (2-6):** Gustav 1-4, Wells 1-2. **California (1-4):** Johnson 1-4. **Oregon (0-0).**

THIRD/FOURTH DOWN SACKS (3/0): Lang, Rodman, Wells; Opponents 14 (13/1).

THIRD-FOURTH DOWN PASSING

Player	Att-Com-Int	Pct.	Yards	FD	TD	Long	Sacked	Rating
Brendon Lewis	50-29-0	58.0	349	15	2	62t	14/83	129.8
Drew Carter.....	4- 0-0	0.0	0	0	0	0	0/ 0	0.0

THIRD-FOURTH DOWN RUSHING

Player	Att.	FD/TD	Pct.	Yards	Avg.	TD	3/4-&-1 Att.-FD
Brenden Rice	2	2	100.0	9	4.5	0	1- 1
Joe Davis	1	1	100.0	2	2.0	0	1- 1
Deion Smith	3	2	66.7	16	5.3	0	2- 2
Ashaad Clayton.....	3	2	66.7	2	0.7	0	2- 2
Jarek Broussard.....	9	5	55.6	26	2.9	0	3- 2
Alex Fontenot	14	6	42.9	47	3.4	1	6- 4
Brendon Lewis	10	3	30.0	41	4.1	0	4- 1
Drew Carter.....	1	0	0.0	5	5.0	0	0- 0

THIRD-FOURTH DOWN RECEIVING

Player	No.	Yards	Avg.	FD	TD	Long
Alex Fontenot	6	69	11.5	2	1	43
Dimitri Stanley	5	41	8.2	2	0	11
Jarek Broussard.....	5	54	10.8	2	0	21
Daniel Arias.....	3	22	7.3	1	0	13
Brady Russell	3	18	6.0	2	0	9
Brenden Rice.....	2	79	39.5	2	1	62t
Montana Lemonious-Craig	2	17	8.5	2	0	12
La'Vontae Shenault.....	1	23	23.0	1	0	23
Chase Penry	1	16	16.0	1	0	16
Deion Smith	1	10	5.0	0	0	10

SACKS BY QTR: CU 0-2-3-5 (0-OT); OPP 6-4-6-7 (0-OT)**2021 COLORADO BUFFALO SINGLE-GAME HIGHS****Individual**

LONGEST SCORING RUN— 5, Deion Smith vs. Northern Colorado
LONGEST NON-SCORING RUN— 35, Ashaad Clayton vs. Northern Colorado
LONGEST SCORING PASS— 62, Brendon Lewis to Brenden Rice vs. Arizona
LONGEST NON-SCORING PASS— 65, Brenden Lewis to Brady Russell vs. USC
LONGEST KICKOFF RETURN— 67, Brenden Rice vs. California
LONGEST PUNT RETURN— 36, Trevor Woods vs. Arizona (TD)
LONGEST INTERCEPTION RETURN— 50, Carson Wells vs. Arizona (TD)
LONGEST PUNT— 64, Josh Watts vs. Arizona
LONGEST FIELD GOAL— 51, Cole Becker at Arizona State
MOST TOUCHDOWNS— 2, Alex Fontenot at Oregon (1 rushing, 1 receiving)
MOST RUSHING ATTEMPTS— 16, Jarek Broussard vs. Southern California
MOST RUSHING YARDS— 94, Jarek Broussard vs. Northern Colorado
MOST PASS ATTEMPTS— 33, Brendon Lewis at Oregon
MOST PASS COMPLETIONS— 25, Brendon Lewis at Oregon
MOST INTERCEPTIONS THROWN— 1, Brendon Lewis on three occasions
MOST PASSING YARDS— 248, Brendon Lewis vs. Arizona
MOST TOUCHDOWN PASSES— 3, Brendon Lewis at Oregon
MOST RECEPTIONS— 5, Brenden Rice at Oregon
MOST RECEIVING YARDS— 111, Brenden Rice vs. Arizona
MOST TOTAL OFFENSIVE PLAYS— 41, Brendon Lewis at Oregon (33 pass, 8 rush)
MOST TOTAL OFFENSE— 259, Brendon Lewis vs. Arizona (248 pass, 11 rush)
MOST FIELD GOALS ATTEMPTED— 3, Cole Becker at Arizona State
MOST FIELD GOALS MADE— 2, Cole Becker at Arizona State, vs. Arizona
MOST TACKLES— 18, Nate Landman vs. Minnesota (14 UT)
MOST SOLO TACKLES— 14, Nate Landman vs. Minnesota
MOST TACKLES FOR LOSS— 4, Carson Wells vs. Arizona
MOST QUARTERBACK SACKS— 1, on 10 occasions
MOST QUARTERBACK HURRIES— 3, Terrance Lang vs. Texas A&M
MOST INTERCEPTIONS— 1, on four occasions
MOST PASSES BROKEN UP— 2, Nate Landman vs. Texas A&M; Christian Gonzales at Cal
MOST THIRD/FOURTH DOWN STOPS— 3, Terrance Lang vs. Texas A&M
MOST KNOCKDOWN BLOCKS (OL)— 3, Colby Pursell vs. Northern Colorado
MOST SPECIAL TEAM POINTS— 7, Daniel Arias at California

Team Bests/Highs

MOST FIRST DOWNS— 22, vs. Northern Colorado
MOST RUSHING ATTEMPTS— 49, vs. Northern Colorado
MOST RUSHING YARDS— 281, vs. Northern Colorado
MOST PASS ATTEMPTS— 33, at Oregon
MOST COMPLETIONS— 25, at Oregon
MOST INTERCEPTIONS THROWN— 1, vs. Texas A&M, Southern California, Cal
MOST PASSING YARDS— 248, vs. Arizona
MOST OFFENSIVE PLAYS— 64, vs. Northern Colorado
MOST TOTAL OFFENSE— 383, vs. Northern Colorado
FEWEST FUMBLES— 0, on four occasions
MOST FUMBLES— 4, vs. Minnesota (2 lost)
FEWEST TURNOVERS— 0, vs. Northern Colorado, Arizona State, Arizona, Oregon
MOST TURNOVERS— 2, vs. Minnesota, Southern California
MOST TIME OF POSSESSION— 30:44, vs. Northern Colorado
LONGEST TOUCHDOWN DRIVE— 90 yards (16 plays, vs. Northern Colorado)
LONGEST FIELD GOAL DRIVE— 68 yards (10 plays, vs. Arizona)

Defensive Bests

FEWEST FIRST DOWNS ALLOWED— 14, by Texas A&M
FEWEST RUSHING ATTEMPTS ALLOWED— 18, by Northern Colorado,
FEWEST RUSHING YARDS ALLOWED— 20, by Northern Colorado
FEWEST PASS ATTEMPTS ALLOWED— 17, by Minnesota
FEWEST PASS COMPLETIONS ALLOWED— 11, by Minnesota
FEWEST PASSING YARDS ALLOWED— 153, by Arizona
MOST INTERCEPTIONS— 2, vs. Arizona
FEWEST TOTAL PLAYS ALLOWED— 59, at Arizona State
FEWEST TOTAL YARDS ALLOWED— 256, vs. Northern Colorado
MOST FUMBLES FORCED— 2, vs. Minnesota
MOST TURNOVERS GAINED— 2, vs. Arizona
MOST PASSES BROKEN UP— 7, vs. Texas A&M
MOST QUARTERBACK SACKS— 4, vs. Northern Colorado
MOST QUARTERBACK HURRIES— 11, vs. Texas A&M
MOST TACKLES FOR LOSS— 9, vs. Arizona

GAME-BY-GAME INDIVIDUAL CHARTS / OFFENSE

RUSHING

JAREK BROUSSARD

	Att	Yds	Avg.	Long	TD
Northern Colorado ...	15	94	6.3	30	1
Texas A&M	12	51	4.3	13	1
Minnesota	5	8	1.6	8	0
Arizona State	12	35	2.9	12	0
USC	16	68	4.2	19	0
Arizona	13	53	4.1	11	0
California	11	28	2.5	14	0
Oregon	6	22	3.7	12	0
Oregon State					
UCLA					
Washington					
Utah					

DREW CARTER

	Att	Yds	Avg.	Long	TD
Northern Colorado ...	0	0	0.0	0	0
Texas A&M			DNP		
Minnesota	2	9	4.5	5	0
Arizona State			DNP		
USC			DNP		
Arizona	0	0	0.0	0	0
California	0	0	0.0	0	0
Oregon	0	0	0.0	0	0
Oregon State					
UCLA					
Washington					
Utah					

ASHAAD CLAYTON

	Att	Yds	Avg.	Long	TD
Northern Colorado ...	8	51	6.4	35	1
Texas A&M	3	8	2.7	4	0
Minnesota	2	-4	-2.0	-2	0
Arizona State	7	29	4.1	14	0
USC			INJ		
Arizona			INJ		
California			INJ		
Oregon			INJ		
Oregon State					
UCLA					
Washington					
Utah					

JOE DAVIS

	Att	Yds	Avg.	Long	TD
Northern Colorado ...	5	22	4.4	6	0
Texas A&M			DNP		
Minnesota			DNP		
Arizona State			DNP		
USC			DNP		
Arizona			DNP		
California			DNP		
Oregon			DNP		
Oregon State					
UCLA					
Washington					
Utah					

ALEX FONTENOT

	Att	Yds	Avg.	Long	TD
Northern Colorado ...	8	40	5.0	11	1
Texas A&M	12	39	3.3	10	0
Minnesota	3	4	1.3	3	0
Arizona State	14	65	4.6	15	1
USC	6	12	2.0	8	0
Arizona	11	19	1.7	6	0
California	5	7	1.4	4	0
Oregon	8	42	5.3	19	1
Oregon State					
UCLA					
Washington					
Utah					

BRENDON LEWIS

	Att	Yds	Avg.	Long	TD
Northern Colorado ...	8	44	5.5	12	0
Texas A&M	9	76	8.4	30	0
Minnesota	7	-27	-3.9	3	0
Arizona State	10	39	3.9	33	0
USC	9	-13	-1.4	8	0
Arizona	5	11	2.2	7	0
California	9	-9	-1.0	14	0
Oregon	8	10	1.3	6	0
Oregon State					
UCLA					
Washington					
Utah					

DEION SMITH

	Att	Yds	Avg.	Long	TD
Northern Colorado ...	4	32	8.0	21	1
Texas A&M	0	0	0.0	0	0
Minnesota	1	1	1.0	1	0
Arizona State	0	0	0.0	0	0
USC	7	12	1.7	5	1
Arizona	5	23	4.6	13	0
California	3	9	3.0	6	0
Oregon	7	26	3.7	11	0
Oregon State					
UCLA					
Washington					
Utah					

PASSING

BRENDON LEWIS

	A-C-I	Yds	Long	TD	Rating
Northern Colorado ...	15-10-0	102	23	1	145.8
Texas A&M	25-13-1	89	19	0	73.9
Minnesota	16- 8-0	55	11	0	78.9
Arizona State	17- 7-0	67	26	0	74.3
USC	17-10-1	162	65	1	146.5
Arizona	19-12-0	248	62t	2	207.5
California	17- 9-1	69	21	0	75.3
Oregon	33-25-0	224	36	3	162.8
Oregon State					
UCLA					
Washington					
Utah					

DREW CARTER

	A-C-I	Yds	Long	TD	Rating
Colorado State	0-0-0	0	0	0	0.0
Texas A&M			DNP		
Minnesota	8- 4-0	27	12	0	78.4
Arizona State			DNP		
USC			DNP		
Arizona	0- 0-0	0	0	0	0.0
California	0- 0-0	0	0	0	0.0
Oregon	0- 0-0	0	0	0	0.0
Oregon State					
UCLA					
Washington					
Utah					

JORDAN WOLVERTON

	A-C-I	Yds	Long	TD	Rating
Northern Colorado ...			DNP		
Texas A&M			DNP		
Minnesota			DNP		
Arizona State			DNP		
USC			DNP		
Arizona			DNP		
California			DNP		
Oregon			DNP		
Oregon State					
UCLA					
Washington					
Utah					

RECEIVING

DANIEL ARIAS

	No	Yds	Avg.	Long	TD
Northern Colorado ...	0	0	0.0	0	0
Texas A&M	3	37	12.3	19	0
Minnesota	1	8	8.0	8	0
Arizona State	0	0	0.0	0	0
USC	1	18	18.0	18	0
Arizona	2	12	6.0	9	0
California	1	8	8.0	8	0
Oregon	1	1	1.0	1	0
Oregon State					
UCLA					
Washington					
Utah					

JAREK BROUSSARD

	No	Yds	Avg.	Long	TD
Northern Colorado ...	1	7	7.0	0	0
Texas A&M	1	1	1.0	1	0
Minnesota	1	3	3.0	3	0
Arizona State	1	7	7.0	7	0
USC	0	0	0.0	0	0
Arizona	0	0	0.0	0	0
California	3	30	10.0	21	0
Oregon	4	18	4.5	11	0
Oregon State					
UCLA					
Washington					
Utah					

CHRIS CARPENTER

	No	Yds	Avg.	Long	TD
Northern Colorado ...	0	0	0.0	0	0
Texas A&M			DNP		
Minnesota			DNP		
Arizona State			DNP		
USC			DNP		
Arizona	1	19	19.0	19	0
California	0	0	0.0	0	0
Oregon	2	4	2.0	3	0
Oregon State					
UCLA					
Washington					
Utah					

ASHAAD CLAYTON

	No	Yds	Avg.	Long	TD
Northern Colorado ...	0	0	0.0	0	0
Texas A&M	0	0	0.0	0	0
Minnesota	0	0	0.0	0	0
Arizona State	0	0	0.0	0	0
USC			INJ		
Arizona			INJ		
California			INJ		
Oregon			INJ		
Oregon State					
UCLA					
Washington					
Utah					

ALEX FONTENOT

	No	Yds	Avg.	Long	TD
Northern Colorado ...	1	2	2.0	2	0
Texas A&M	0	0	0.0	0	0
Minnesota	2	12	6.0	8	0
Arizona State	0	0	0.0	0	0
USC	1	9	9.0	9	0
Arizona	1	43	43.0	43	0
California	1	2	2.0	2	0
Oregon	2	7	3.5	5	1
Oregon State					
UCLA					
Washington					
Utah					

JAYLON JACKSON

	No	Yds	Avg.	Long	TD
Northern Colorado ...	0	0	0.0	0	0
Texas A&M	0	0	0.0	0	0
Minnesota			INJ		
Arizona State			INJ		
USC			INJ		
Arizona			INJ		
California			INJ		
Oregon			INJ		
Oregon State					
UCLA					
Washington					
Utah					

MONTANA LEMONIOUS-CRAIG

	No	Yds	Avg.	Long	TD
Northern Colorado ...	2	23	11.5	17t	1
Texas A&M	0	0	0.0	0	0
Minnesota	0	0	0.0	0	0
Arizona State	1	9	9.0	9	0
USC	0	0	0.0	0	0
Arizona	3	52	17.3	29	0
California	1	5	5.0	5	0
Oregon	1	12	12.0	12	0
Oregon State					
UCLA					
Washington					
Utah					

ALEC PELL

	No	Yds	Avg.	Long	TD
Northern Colorado ...	1	17	17.0	17	0
Texas A&M	0	0	0.0	0	0
Minnesota	0	0	0.0	0	0
Arizona State	0	0	0.0	0	0
USC	0	0	0.0	0	0
Arizona	0	0	0.0	0	0
California	0	0	0.0	0	0
Oregon	0	0	0.0	0	0
Oregon State					
UCLA					
Washington					
Utah					

CHASE PENRY

	No	Yds	Avg.	Long	TD
Northern Colorado ...	1	16	16.0	16	0
Texas A&M	1	2	2.0	2	0
Minnesota	1	12	12.0	12	0
Arizona State	1	7	7.0	7t	1
USC	0	0	0.0	0	0
Arizona			DNP		
California	0	0	0.0	0	0
Oregon	1	8	8.0	8	0
Oregon State					
UCLA					
Washington					
Utah					

BRENDEN RICE

	No	Yds	Avg.	Long	TD
Northern Colorado ...	0	0	0.0	0	0
Texas A&M	2	10	5.0	6	0
Minnesota	3	25	8.3	11	0
Arizona State	2	9	4.5	5	0
USC	1	17	17.0	17	0
Arizona	3	111	37.0	62t	1
California	1	6	6.0	6	0
Oregon	5	102	20.4	36	1
Oregon State					
UCLA					
Washington					
Utah					

GAME-BY-GAME INDIVIDUAL CHARTS / DEFENSE

DEFENSIVE

CURTIS APPLETON, S

Plays	UT,AT-TT	TFL	PD	3Ds	Other
N. Colorado.....	13	0,0—0	0-0	0	QBH
Texas A&M.....	1	0,0—0	0-0	0
Minnesota.....	15	0,1—1	0-0	0	0
Arizona State.....	6	1,0—1	0-0	0	0
USC.....	9	1,0—1	0-0	0	0
Arizona.....	11	0,0—0	0-0	0	0
California.....	3	0,0—0	0-0	0	0
Oregon.....	-----	ST Only	-----	-----	-----
Oregon State.....	-----	-----	-----	-----	-----
UCLA.....	-----	-----	-----	-----	-----
Washington.....	-----	-----	-----	-----	-----
Utah.....	-----	-----	-----	-----	-----

ROBERT BARNES, ILB

Plays	UT,AT-TT	TFL	PD	3Ds	Other
N. Colorado.....	-----	DNP	-----	-----	-----
Texas A&M.....	26	2,0—2	0-0	1	1
Minnesota.....	8	1,1—2	0-0	0	0
Arizona State.....	16	1,1—2	0-0	0	0
USC.....	12	1,0—1	0-0	0	1
Arizona.....	18	0,0—0	0-0	0	0
California.....	31	2,1—3	0-0	0	1-TZ
Oregon.....	46	4,0—4	1-1	1	0
Oregon State.....	-----	-----	-----	-----	-----
UCLA.....	-----	-----	-----	-----	-----
Washington.....	-----	-----	-----	-----	-----
Utah.....	-----	-----	-----	-----	-----

NIGEL BETHEL, CB

Plays	UT,AT-TT	TFL	PD	3Ds	Other
N. Colorado.....	16	1,0—1	0-0	0	0
Texas A&M.....	48	1,1—2	0-0	1	1
Minnesota.....	12	0,0—0	0-0	1	1
Arizona State.....	20	1,1—2	0-0	0	0
USC.....	46	3,0—3	0-0	1	0
Arizona.....	9	1,0—1	0-0	0	0
California.....	-----	injured	-----	-----	-----
Oregon.....	-----	injured	-----	-----	-----
Oregon State.....	-----	-----	-----	-----	-----
UCLA.....	-----	-----	-----	-----	-----
Washington.....	-----	-----	-----	-----	-----
Utah.....	-----	-----	-----	-----	-----

MEKHI BLACKMON, CB

Plays	UT,AT-TT	TFL	PD	3Ds	Other
N. Colorado.....	47	3,2—5	0-0	0	1 INT
Texas A&M.....	69	2,2—4	0-0	1	1-FR
Minnesota.....	61	2,4—6	1-1	1	1
Arizona State.....	52	5,2—7	0-0	0	0
USC.....	53	0,2—2	0-0	1	0
Arizona.....	58	5,1—6	0-0	1	1 QBH
California.....	62	8,2-10	0-0	0	2
Oregon.....	60	4,1—5	0-0	0	0
Oregon State.....	-----	-----	-----	-----	-----
UCLA.....	-----	-----	-----	-----	-----
Washington.....	-----	-----	-----	-----	-----
Utah.....	-----	-----	-----	-----	-----

CHRISTIAN GONZALEZ, CB

Plays	UT,AT-TT	TFL	PD	3Ds	Other
N. Colorado.....	46	2,0—2	0-0	0	0
Texas A&M.....	69	2,4—6	2-4	1	1 1-QBH
Minnesota.....	66	1,0—1	0-0	0	0
Arizona State.....	53	5,1—6	1-5	0	0
USC.....	54	1,3—4	0-0	0	1
Arizona.....	68	4,1—5	1-2	0	1 1-TZ
California.....	66	5,1—6	1-3	2	2
Oregon.....	59	3,0—3	0-0	0	0
Oregon State.....	-----	-----	-----	-----	-----
UCLA.....	-----	-----	-----	-----	-----
Washington.....	-----	-----	-----	-----	-----
Utah.....	-----	-----	-----	-----	-----

JOSHUA GUSTAV, DE

Plays	UT,AT-TT	TFL	PD	3Ds	Other
N. Colorado.....	14	0,0—0	0-0	0	0
Texas A&M.....	10	1,0—1	0-0	1	1 1-FF
Minnesota.....	13	1,0—1	0-0	0	0
Arizona State.....	8	0,0—0	0-0	0	0
USC.....	11	0,0—0	0-0	0	0
Arizona.....	22	4,0—4	1-4	0	2 QBS
California.....	8	0,0—0	0-0	0	1 1-PBU
Oregon.....	40	2,1—3	0-0	1	0
Oregon State.....	-----	-----	-----	-----	-----
UCLA.....	-----	-----	-----	-----	-----
Washington.....	-----	-----	-----	-----	-----
Utah.....	-----	-----	-----	-----	-----

MARVIN HAM, ILB

Plays	UT,AT-TT	TFL	PD	3Ds	Other
N. Colorado.....	-----	ST ONLY	-----	-----	-----
Texas A&M.....	-----	ST ONLY	-----	-----	-----
Minnesota.....	-----	ST ONLY	-----	-----	-----
Arizona State.....	7	1,0—1	1-1	0	1
USC.....	9	1,1—2	0-0	0	1
Arizona.....	7	1,0—1	0-0	0	0
California.....	6	1,0—1	0-0	0	0 QCD
Oregon.....	30	2,2—4	0-0	0	1
Oregon State.....	-----	-----	-----	-----	-----
UCLA.....	-----	-----	-----	-----	-----
Washington.....	-----	-----	-----	-----	-----
Utah.....	-----	-----	-----	-----	-----

MUSTAFA JOHNSON, DL

Plays	UT,AT-TT	TFL	PD	3Ds	Other
N. Colorado.....	-----	ineligible	-----	-----	-----
Texas A&M.....	-----	ineligible	-----	-----	-----
Minnesota.....	-----	ineligible	-----	-----	-----
Arizona State.....	-----	ineligible	-----	-----	-----
USC.....	36	2,0—2	0-0	0	0 QBH
Arizona.....	40	2,1—3	1-6	0	0 1-TZ
California.....	47	6,1—6	2-7	0	1 QBS
Oregon.....	50	0,2—2	0-0	0	0 QBH
Oregon State.....	-----	-----	-----	-----	-----
UCLA.....	-----	-----	-----	-----	-----
Washington.....	-----	-----	-----	-----	-----
Utah.....	-----	-----	-----	-----	-----

JANAZ JORDAN, DT

Plays	UT,AT-TT	TFL	PD	3Ds	Other
N. Colorado.....	25	0,0—0	0-0	0	0
Texas A&M.....	29	0,0—0	0-0	0	1 2-QBH
Minnesota.....	21	0,0—0	0-0	0	0
Arizona State.....	11	0,0—0	0-0	0	0
USC.....	33	0,0—0	0-0	0	0
Arizona.....	26	2,0—2	0-0	0	0
California.....	18	0,0—0	0-0	0	0
Oregon.....	27	1,0—1	0-0	0	0
Oregon State.....	-----	-----	-----	-----	-----
UCLA.....	-----	-----	-----	-----	-----
Washington.....	-----	-----	-----	-----	-----
Utah.....	-----	-----	-----	-----	-----

JACK LAMB, ILB

Plays	UT,AT-TT	TFL	PD	3Ds	Other
N. Colorado.....	13	1,0—1	0-0	0	0 1-QCD
Texas A&M.....	-----	DNP	-----	-----	-----
Minnesota.....	4	1,1—2	0-0	0	0
Arizona State.....	9	1,1—2	0-0	0	0
USC.....	20	2,1—3	0-0	0	0
Arizona.....	9	2,0—2	0-0	0	0
California.....	5	0,1—1	0-0	0	0 1-TZ
Oregon.....	26	3,1—4	0-0	0	0 FF
Oregon State.....	-----	-----	-----	-----	-----
UCLA.....	-----	-----	-----	-----	-----
Washington.....	-----	-----	-----	-----	-----
Utah.....	-----	-----	-----	-----	-----

NATE LANDMAN, ILB

Plays	UT,AT-TT	TFL	PD	3Ds	Other
N. Colorado.....	47	4,0—4	0-0	1	2 1-TZ
Texas A&M.....	69	8,2-10	2-7	2	2 1-QC
Minnesota.....	65	14,4-18	3-4	0	1 1-FF
Arizona State.....	50	8,2-10	0-0	0	0 4-TZ
USC.....	55	9,2-11	0-0	0	0 1-TZ
Arizona.....	58	5,3—8	1-2	1	2 2-QH
California.....	56	4,6-10	0-0	0	0 2-TZ
Oregon.....	-----	injured	-----	-----	-----
Oregon State.....	-----	-----	-----	-----	-----
UCLA.....	-----	-----	-----	-----	-----
Washington.....	-----	-----	-----	-----	-----
Utah.....	-----	-----	-----	-----	-----

TERRANCE LANG, DE

Plays	UT,AT-TT	TFL	PD	3Ds	Other
N. Colorado.....	39	1,1—2	0-0	0	1 1-QS/0
Texas A&M.....	34	1,0—1	0-0	0	3 3-QBH
Minnesota.....	41	0,0—0	0-0	0	0
Arizona State.....	37	0,1—1	0-0	1	1 1-QBH
USC.....	46	0,0—0	0-0	0	0 1-QBH
Arizona.....	52	2,2—4	0-0	0	0 1-TZ
California.....	63	0,1—1	0-0	0	1 1-QBH
Oregon.....	60	1,2—3	0-0	0	0
Oregon State.....	-----	-----	-----	-----	-----
UCLA.....	-----	-----	-----	-----	-----
Washington.....	-----	-----	-----	-----	-----
Utah.....	-----	-----	-----	-----	-----

ISAIAH LEWIS, S

Plays	UT,AT-TT	TFL	PD	3Ds	Other
N. Colorado.....	47	0,3—3	0-0	0	0
Texas A&M.....	69	6,1—7	0-0	0	0
Minnesota.....	57	6,2—8	0-0	0	1
Arizona State.....	52	3,3—6	0-0	0	0
USC.....	53	6,2—8	0-0	0	0 1-TZ
Arizona.....	54	8,0—8	0-0	0	2 1-TZ
California.....	57	5,2—7	0-0	0	0
Oregon.....	38	2,5—7	0-0	0	2 INT
Oregon State.....	-----	-----	-----	-----	-----
UCLA.....	-----	-----	-----	-----	-----
Washington.....	-----	-----	-----	-----	-----
Utah.....	-----	-----	-----	-----	-----

CHRIS MILLER, S/OLB

Plays	UT,AT-TT	TFL	PD	3Ds	Other
N. Colorado.....	40	4,0—4	0-0	0	1
Texas A&M.....	-----	injured	-----	-----	-----
Minnesota.....	5	0,0—0	0-0	0	0
Arizona State.....	-----	injured	-----	-----	-----
USC.....	-----	injured	-----	-----	-----
Arizona.....	-----	injured	-----	-----	-----
California.....	-----	injured	-----	-----	-----
Oregon.....	-----	injured	-----	-----	-----
Oregon State.....	-----	-----	-----	-----	-----
UCLA.....	-----	-----	-----	-----	-----
Washington.....	-----	-----	-----	-----	-----
Utah.....	-----	-----	-----	-----	-----

JAMAR MONTGOMERY, OLB

Plays	UT,AT-TT	TFL	PD	3Ds	Other
N. Colorado.....	15	0,1—1	0-0	0	2 2-QBH
Texas A&M.....	15	0,0—0	0-0	0	1 2-QBH
Minnesota.....	11	0,0—0	0-0	0	0
Arizona State.....	-----	DNP	-----	-----	-----
USC.....	8	1,0—1	0-0	0	0
Arizona.....	12	0,0—0	0-0	0	0
California.....	14	0,0—0	0-0	0	0
Oregon.....	15	1,0—1	0-0	0	0 CI,QH
Oregon State.....	-----	-----	-----	-----	-----
UCLA.....	-----	-----	-----	-----	-----
Washington.....	-----	-----	-----	-----	-----
Utah.....	-----	-----	-----	-----	-----

MARK PERRY, S

Plays	UT,AT-TT	TFL	PD	3Ds	Other
N. Colorado.....	47	1,2—3	0-0	0	0
Texas A&M.....	69	2,1—3	0-0	0	0
Minnesota.....	62	7,1—8	0-0	1	0
Arizona State.....	53	5,4—9	1-1	0	0
USC.....	55	8,3—11	0-0	0	0 1-FR
Arizona.....	45	4,1—5	0-0	0	0 INT
California.....	64	5,1—6	0-0	0	0
Oregon.....	71	3,4—7	0-0	0	0
Oregon State.....	-----	-----	-----	-----	-----
UCLA.....	-----	-----	-----	-----	-----
Washington.....	-----	-----	-----	-----	-----
Utah.....	-----	-----	-----	-----	-----

QUINN PERRY, ILB

Plays	UT,AT-TT	TFL	PD	3Ds	Other
N. Colorado.....	32	3,1—4	1-4	0	0
Texas A&M.....	13	0,1—1	0-0	0	0
Minnesota.....	51	9,1-10	0-0	0	2 1-TZ
Arizona State.....	30	4,2—6	0-0	0	0 1-TZ
USC.....	19	1,5—6	0-0	0	0
Arizona.....	39	3,1—4	1-2	0	0 1-QBH
California.....	35	5,1—6	0-0	0	0
Oregon.....	42	7,2—9	0-0	0	0
Oregon State.....	-----	-----	-----	-----	-----
UCLA.....	-----	-----	-----	-----	-----
Washington.....	-----	-----	-----	-----	-----
Utah.....	-----	-----	-----	-----	-----

NIKKO REED, CB

Plays	UT,AT-TT	TFL	PD	3Ds	Other
N. Colorado.....	13	2,0—2	1-1	0	1
Texas A&M.....	8	0,0—0	0-0	0	0
Minnesota.....	4	0,0—0	0-0	0	0
Arizona State.....	5	0,0—0	0-0	0	0
USC.....	9	0,0—0	0-0	0	0
Arizona.....	18	0,0—0	0-0	1	1 4DS
California.....	3	0,0—0	0-0	0	0
Oregon.....	13	0,1—1	0-0	0	0
Oregon State.....	-----	-----	-----	-----	-----
UCLA.....	-----	-----	-----	-----	-----
Washington.....	-----	-----	-----	-----	-----
Utah.....	-----	-----	-----	-----	-----

NA'IM RODMAN, DT

DRIVE ENGINEERING

Quarterback	Started	TD	FG	FGA	PNT	DWN	TRN	SAF	CLK	RPL	Yielded	Drive	Drive Efficiency*	Plays	Yards	Avg.	3 & Out
BRENDON LEWIS	81	15	5	3	44	6	5	0	3	0	121	1.49	24.7% 29.5%	428	1948	4.55	29
DREW CARTER.....	7	0	0	0	2	1	0	0	4	0	0	0.00	0.0%	23	76	3.30	2
COLORADO	88	15	5	3	46	7	5	0	7	(0)	121	1.38	22.7% 28.4%	451	2024	4.49	31
OPPONENTS.....	91	24	10	3	37	4	6	0	7	(0)	197	2.16	37.4% 44.0%	525	3217	6.13	22

*—second number is the percentage the QB has put his team in position to score, allowing for missed field goals, minus drives ended by the clock and if replaced.

**—excludes kneel-downs, spiked passes and fake/muffed punt plays when not actually directing offense: Lewis 2-(-12); Carter 3-(-4); Opponents 9-(13).

KICKOFF ANALYSIS

Kicker	No.	Total	Ret.	Yards	(Avg.)	FC	MF	NA	TB	(EZ+)	In20/25	OB	OnS	SQB	OSY	OSY	Overall	Ret.	Average	SYL
C. BECKER	28	11	1935	69.1	1	0	0	16	(13)	3 / 6	0 (0)	(1)	679	254	O24	O23				
E. PRICE	0	0	0	0	0	0	0	0	(0)	0 / 0	0 (1)	(0)	0	0	0	0				
OPPONENTS	40	14	2788	69.7	0	0	0	25	(23)	3 / 7	1 (0)	(0)	1077	418	O27	O30				

ON-SIDE KICKS: Colorado 0-0, Opponents 0-0. KICKOFF KEY: MF—muffed; FC—fair catch; NA—no attempt at a return; EZ+—through or over end zone; OSY—Opponent Starting Yardline;

ASY—Average Starting Yardline; Ret—averages using returned kicks only. On-sides (OnS), short squibs (SQB) and free kicks are omitted in figuring the above; out-of-bounds are not;

returns may not add to team totals due to those credited on on-side kicks; free kicks following safeties NOT included. FREE KICKS (Punt Style): Colorado 0, Opponents 0.

YARDAGE SUMMARY

Team	Plays	20+	10+	5+	1-4	0	Neg.
Colorado	456	18	73	155	141	98	62
Opponent	534	36	132	235	124	127	48

FIRST DOWN TENDENCIES

	Rushing			*Passing			OVERALL			Times Gained			Miscellaneous			Second Half		
	Plays	Yards	Avg.	Plays	Yards	Avg.	Plays	Yards	Avg.	20+	10+	5+	2-	0	Neg.	TD	QBS	TO
COLORADO	135	541	4.0	56	228	4.1	191	769	4.03	4	26	64	92	33	23	0	3	2
Opponents	133	675	5.1	108	725	6.7	241	1400	5.81	18	56	111	98	48	23	9	3	1

*—kept like the NFL in that quarterback sacks are deducted from passing to present the accurate picture.

YARDS GAINED ANALYSIS

[Third down plays replayed due to penalty but yards awarded: Colorado 0, Opponents 0.]

Team	1st Down			2nd Down			3rd Down			4th Down			Season			*By Quarter			Opp. Territory			Breakdown		
	Att.	Yards	Avg.	Att.	Yards	Avg.	Att.	Yards	Avg.	Att.	Yards	Avg.	Att.	Yards	Avg.	1st	2nd	3rd	4th	Att.	Yards	Avg.	+	0
COLORADO	191	769	4.0	154	825	5.4	99	399	4.0	12	15	1.3	456	2008	4.40	393	544	642	429	169	709	4.2	296	98
Opponents	241	1400	5.8	178	1167	6.6	107	602	5.6	8	35	4.4	534	3204	6.00	758	918	797	731	223	1344	6.0	359	127

*—OT Yards: Colorado 0, Opponent 0. Drives In Opponent Territory (minus those with 50+scores): Colorado 35/87 (40.2%, 20.3 yards per drive); Opponent 55/91 (60.4%; 24.4 ypd)

THIRD DOWN EFFICIENCY ANALYSIS

[4th-&1: Colorado 1-3 (1-3 rush, 0-0 pass), Opponents 1-2 (1-1 rush, 0-1 pass)]

	3rd Down and														Second					
Team	1	2	3	4	5	6	7	8	9	10	11-14	15-19	20+	RUSH	PASS	QBS	Half/OT	TOTAL	PCT.	
COLORADO	10-13	4- 6	2- 7	4- 6	1- 3	2- 9	1- 7	3- 6	1- 9	2-10	2-15	0- 6	0- 2	19-36	13-63	13	16-47	32- 99	32.3	
Opponents	6- 7	4- 8	4-11	4- 9	4- 8	3- 6	5-10	1- 5	0- 6	6-13	1-16	2- 8	0- 0	20-37	20-70	3	20-53	40-107	37.4	

AVERAGE YARDS TO GO: Colorado 7.6 (99/748); Opponents 7.4 (107/790). SECOND DOWN EFFICIENCY: Colorado 47-154 (30.5%; 1-4 yds: 17-36); Opponent 62-178 (34.8; 1-4 yds: 23-37).

TURNOVER ANALYSIS

Team	Opp/CU			Own Territory-----						Opponent Territory-----						By Quarter-----					Last 2 Min./OT**		
	TO	PTS	(TD,FG)	Pct.(Pts.)	EZ/G-10	11-20	21-30	31-40	41-50	49-40	39-30	29-20	19-10	9-6/EZ	=	Total (TD*)	1st	2nd	3rd	4th	OT	1st-H	2nd-H
COLORADO	6	17	(2,1)	8.6 (197)	0	0	0	2	4	0	0	0	0	0	=	6 (0)	1	0	3	2	0	0 (0)	0 (0)
Opponents	6	29	(4,0)	21.5 (135)	0	0	0	0	2	0	2	0	0	2	=	6 (1)	0	2	1	3	0	1 (0)	0 (1)

First Play After Gaining Turnover: Colorado 5-34, 6.8 avg., 7 long, 0 TD (4-18 rush/1-1-0, 16, 0 TD pass, QBS-0), 1 Return TD

Opponent: 6-46, 7.7 avg., 23 long, 0 TD (4-32 rush, 0 TD/2-2-0, 14 pass, 0 TD, QBS-0), 0 Return TD.

*—interception or fumble returns for a touchdown; **—number in parenthesis is number of turnovers in last 2-minutes while team is protecting lead or trying to tie or go ahead.

YARDS LOST DUE TO PENALTIES

	Colorado	Opponent
Times Penalized After Offensive Gain/Yards Lost	9/61	15/224
Touchdowns / Field Goals / First Downs Cost	0 / 0 / 3	2 / 0 / 9
Offensive Times/Yards Penalized	21/157	31/264
Yards Gained Back (First Downs)	81 (4)	144 (8)

GOAL-TO-GO SITUATIONS

Team	Summary										GTG Plays			1-Yard Line		
	Total	TD	FG	FGA	TO	DWN	CLK	ROC	Plays	TDs	Pct.	Plays	TDs	Plays	TDs	Pct.
COLORADO	10	9	1	0	0	0	0	(0)	27	9	33.3	5	4			
OPPONENTS	10	8	0	0	0	2	0	(0)	22	8	36.4	6	1			

EXPANDED PUNTING

Player	Punts	Yards	Avg.	Spot	Ret.	Yards	Return	Return	Returned	Avg.	In20/15/10/5	TB	FC	60+	No.	Yds.	Avg.	No.-Yds (In20)	No.	Yds.	Avg.
JOSH WATTS	46	2220	48.26	C33	26	215	8.3	17	43.4	41.85	12 / 5 / 3 / 1	4	13	2	16	828	51.8	7-285 (4)	39	1935	49.6
Downed at the 1-Yardline: None. Average Spot—yardline where punts average from: Watts 46/1513. Left-footed punts: none.																					

Downed at the 1-Yardline: None. Average Spot—yardline where punts average from: Watts 46/1513. Left-footed punts: none.

AVERAGE STARTING FIELD POSITION

	Colorado	Opponent
Drives Started	88	91
Cumulative Starting Yardlines	2422	2579
Average Field Position	C28	O28
Drives Started In Plus Territory	5	9
Scores/TD,FG	3/2,1	6/4,2
FGA/Punts/Downs/Clock	0/2/0/0	1/0/0/1
Turnovers/Ran Out Clock	0/0	0/1
Points	17	34
Drives Started Inside/At Own 20	24 (14/10)	23 (19/4)
Points Scored (TD/FG)	17 (2/1)	46 (5/4)

SCORING PERCENTAGE INSIDE-THE-20 (Red Zone)

	Colorado	Opponent
Times Penetrated Opponent 20	19	27
Total Scores	18	21
Touchdowns (Rush/Pass)	14 (8/6)	16 (12/4)
Field Goals-Attempts	4-4	5-6
Turnovers/Downs/Punts/Clock	0/1/0/0	2/3/0/0
Scores From Outside The RZ/TD,FG	2/1,1	13/8,5
Scoring Percentage (TD Pct.)	94.7 (73.7)	77.8 (59.3)
Total Red Zone Plays/Yards (Avg.)	56/220 (3.9)	66/245 (3.7)
Third Down Efficiency	2-9/22.2	8-17/47.1
Fourth Down Efficiency	3-4/75.0	1-3/33.3
*Ran Out Clock Not Trying To Score	0	0

(*—not included in total counts or plays above; the 20 IS NOT in the Red Zone)

FIRST DOWNS EARNED

Player	Rush	Pass	Rec.	—	Total (3/4)
BRENDON LEWIS	11	42	0	—	53 (17)
JAREK BROUSSARD	21	0	2	—	23 (7)
BRENDON RICE	4	0	10	—	14 (5)
ALEX FONTENOT	12	0	1	—	13 (7)
BRADY RUSSELL	0	0	7	—	7 (2)
DEION SMITH	6	0	1	—	7 (2)
M. LEMONIOUS-CRAIG ..	0	0	6	—	6 (2)
ASHAAD CLAYTON	4	0	0	—	4 (2)
DIMITRI STANLEY	0	0	4	—	4 (2)
DANIEL ARIAS	0	0	3	—	3 (1)
JOE DAVIS	2	0	0	—	2 (1)
CHASE PENRY	0	0	2	—	2 (1)
TY ROBINSON	0	0	2	—	2 (0)
CHRIS CARPENTER	0	0	1	—	1 (0)
DREW CARTER	0	1	0	—	1 (0)
ALEX PELL	0	0	1	—	1 (0)
LA'VONTAE SHENAU	0	0	1	—	1 (1)

FUMBLES

Player	No-Lost
RICE	1-0
STANLEY	2-1
B. LEWIS	2-2
TEAM	2-0
Totals	7-3

MISCELLANEOUS

	Colorado	Opponent
Points Scored First 5 Minutes (Total/1st, 2nd)	7/0,7	7/7,0
Points Scored Last 5 Minutes (Total/1st, 2nd)	24/17,7	26/9,17
Points Scored Last 2 Minutes (Total/1st, 2nd)	0/0,0	13/6,7