



## UNIVERSITY OF COLORADO BUFFALOES / SPORTS INFORMATION SERVICE

2150 Stadium Drive (574 Champions Center), 357 UCB, Boulder, CO 80309-0357

Telephone 303/492-5626 (E-mail/FB contacts: david.plati@colorado.edu; curtis.snyder@colorado.edu)

David Plati (Associate AD/SID), Curtis Snyder (Assistant AD), Troy Andre (Associate SID/CUBuffs.com Managing Editor), Linda Sprouse (Associate SID), Seth Pringle (Assistant SID), Shaun Wicen (Assistant SID), Neill Woelk (Contributing Editor/CUBuffs.com), Ben Rossi (Graduate Assistant)

www.CUBuffs.com

© 2021 CU Athletics

### GAME 2

### 2021 COLORADO BUFFALO FOOTBALL WEEKLY RELEASE, NOTES & STATISTICS

# COLORADO BUFFALOES VS. TEXAS A&M AGGIES

## FIRST NON-CSU GAME IN DENVER SINCE 1947

SATURDAY, SEPTEMBER 11, 2021 • 1:31 p.m. MDT • Empower Field at Mile High Stadium (76,125) • Denver, Colo.



RELEASE NUMBER 2 (September 6, 2021)

FOX (National) | KOA-RADIO | CUBUFFS.COM (Live Stats)

### BUFFALO BITS ...

The **Colorado Buffaloes** (1-0, 0-0 Pac-12) will host the No. 6 (AP, Coaches) **Texas A&M Aggies** (1-0, 0-0 SEC) at Empower Field at Mile High this Saturday in a **1:31 p.m. MDT** kickoff with FOX Sports on hand to televise to a national audience ... Oddsmakers have installed the Aggies as a 17-point favorite at the start of the week ... The NCAA classifies it as a neutral site game, despite it being just 25 miles down the road in Denver, where the Buffaloes are **55-35-3** all-time (26-11-1 against teams not based in Denver, mostly Colorado State and Colorado Mines; *see list on page 9*) ... CU has played **25** games to date in seven current NFL venues, owning a record of **16-9** (12-4 in Denver), and is **21-21-1** all-time in 43 games in pro venues ... As for Texas A&M, it played six regular season games against Arkansas last decade in the home of the Dallas Cowboys, AT&T Stadium ... This will be just the third visit by an SEC team to the state of Colorado to play the Buffs, not including former Big 8/12 mates Missouri and A&M; LSU visited in

1979 and Georgia in 2010 (CU lost to the Tigers but beat the Bulldogs) ... CU won its sixth straight season opener with a 35-7 win over FCS/Big Sky Northern Colorado on Sept. 3, the school's first lid-lifter in Boulder since 2009, not counting last year's pandemic adjusted schedule; the Buffs methodically pulled way for the victory after a scoreless first quarter ... Texas A&M did the same in its 41-10 win over Kent State; the Aggies led 10-3 at halftime and then scored 17 points in the third quarter ... The 11 FBS opponents on the 2021 Colorado schedule combined for a **39-33** record in the COVID-19 shortened 2020 season (a 54.2 winning percentage); With most teams returning many players from 2019 with the NCAA eligibility exception, those same 11 teams were **87-55** (.613) ... **CUBuffs.com/media** is all things Buff (on-line media guide, game notes, live stats, etc.).

**DEPTH CHART ON PAGE 59; ROSTERS ON PAGES 60-62; STATISTICS 63-71**

**CU-A&M TV (FOX):** Joe Davis (*play-by-play*) / Brock Huard (*color*) / (no sideline reporter) / Bo Garrett (*producer*)

### STAT OF THE WEEK

**93.** As in Colorado has played 93 games in Denver with a record of **55-35-3**, but the last 19 were against Colorado State in the Rocky Mountain Showdown (1998-2019); the last game in Denver prior had been against the University of Denver in 1947. That game on Nov. 27 of that year was the final conference game for the Buffaloes in the Mountain States Conference (also called the Skyline League); DU won 26-20, as Colorado was off to join the Big Seven Conference in 1948. Denver was a regular Thanksgiving opponent for CU, as many of the 44 games in the series came on Turkey Day; the two never played again and DU dropped the sport in 1961.

### OBSCURE NOTE(S) OF THE WEEK

**Becker Makes History.** When Cole Becker trotted on to the field to try (and make) CU's first PAT kick of the season last Friday night in the 35-7 win over Northern Colorado, he became just the fifth true freshman placekicker in school history to score at least one point in a Buff season opener. He joined **Tom Field** (1979 vs. Oregon), **Mason Crosby** (2003 vs. Colorado State), **Will Oliver** (2011 at Hawaii) and **James Stefanou** (2017 vs. Colorado State). He was bidding to tie the second-longest first career field goal made (53 yards), but the kick came up just short and hit the crossbar.

**Broussard Back-to-Back.** TB Jarek Broussard scored CU's first points of the year the last the two seasons; when Bobby Anderson did the same in 1967-68 (the fifth to do so twice in school history), it didn't occur again until **WR Roman Hollowell** scored on a TD reception in 1999 and then on a punt return in 2001. Since, it's become common place: **TB Bobby Purify** (2003-04), **PK Mason Crosby** (2005-06), **WR Scotty McKnight** (2007-08), **WR Paul Richardson** (2011-13) and **WR Nelson Spruce** (2012, 2014). No played has scored CU's first points of a season three times.

## 2021 COLORADO SCHEDULE & RESULTS (1-0, 0-0 Pac-12)

Date	CU*	Opponent	Opp*	TV	Result/Time	Record	Series	This-N-That or '20 rewind
SEPT. 3	---	NORTHERN COLORADO (N)	---	Pac12	<b>W 35- 7</b>	0-1	11- 2-0	Five different players score TDs as Buffs pull away in second half
Sept. 11		Texas A&M (Denver)	<b>6</b>	FOX	<b>1:31p</b>	1-0	6- 3-0	Last played in 2009 when both were in the Big 12 (CU, 35-34 in Boulder)
SEPT. 18		MINNESOTA		Pac12	<b>11:00a</b>	0-1	3- 0-0	First of home-and-home; last meeting in 1992 at Minneapolis (CU, 21-20)
Sept. 25	●	at Arizona State (N)		TBA	<b>TBA</b>	1-0	3- 8-0	'20 game cancelled on 11/15 due to COVID-19 issues in the Sun Devil program
OCT. 2	●	SOUTHERN CALIFORNIA		TBA	<b>TBA</b>	1-0	0-14-0	'20 game cancelled on 11/26 due to COVID-19 issues in the Trojan program
OCT. 16	●	ARIZONA (FW)		TBA	<b>TBA</b>	0-1	15- 8-0	Broussard (301 yards) and Buffs (407) run wild, rally from 13-0 down in 2nd Qtr
Oct. 23	●	at California		TBA	<b>TBA</b>	0-1	4- 6-0	Only the sixth time in 11 years the two will meet with CU as a Pac-12 member
Oct. 30	●	at Oregon		TBA	<b>TBA</b>	1-0	9-13-0	'20 game cancelled on 12/14 when UO had to replace UW in P12 title game
NOV. 6	●	OREGON STATE (HC)		TBA	<b>TBA</b>	0-1	5- 6-0	OSU rallied from down 31-3 to win 41-34 in OT in last meeting (2018 at Folsom)
Nov. 13	●	at UCLA		TBA	<b>TBA</b>	2-0	5-11-0	Buffs roll to 35-7 second quarter lead and hang on; Broussard has record night
NOV. 20	●	WASHINGTON		TBA	<b>TBA</b>	0-1	6-12-1	CU's 20-14 win in Boulder snapped UW's 9-game winning streak in series
Nov. 26	●	at Utah		FOX/FS-1	<b>TBA</b>	1-0	32-32-3	Buffs led 21-10, Utes score last 28 in game; series tied for first time since '52
Dec. 3		Pac-12 Championship Game		ABC	<b>6:00p</b>			at Allegiant Stadium, Las Vegas, Nev.

**KEY:** \*—AP rank at time of game; ●—Pac-12 Conference game; N—Night game; FW—Family Weekend; HC—Homecoming; All times mountain.

**COLORADO MEDIA SERVICES**

Head coach **Karl Dorrell** holds a **Tuesday media luncheon** located in the UHealth Champions Center (third floor, Room 319). All starts with lunch at 11:15, with Dorrell taking the podium at Noon and select players before and/or afterward depending on class schedules. This year's dates: **Sept. 7-14-21-28, Oct. 12-19-26, Nov. 2-9-16-23-30, Dec. TBA.** The press conference portions are streamed live on [www.CUBuffs.com](http://www.CUBuffs.com) and Zoom access for interaction is: <https://cuboulder.zoom.us/j/97078740636>.

**Season Interview Schedule.** Dorrell will address the media after practice on Mondays and Wednesdays (has the luncheon on Tuesdays). Interviews with players are allowed post-practice Mondays (indoors), Tuesdays and Wednesdays; phone interviews can be coordinated then or around their class schedules. Interviews on Sundays are at the discretion of the player (and only if selected as a national player of the week), as it being the standard player day off, CU can't require due to NCAA rules. Assistant coaches are game-planning on Sunday and are also only available at their discretion. **Note:** the interview cutoff for players is Tuesday for Friday games.

Reminder: there is no longer a Tuesday **Pac-12 Teleconference Call** (ended in 2018).

**Video highlights** of CU games are available through the Pac-12 Network Assignment Desk ([assignment@pac-12.org](mailto:assignment@pac-12.org)). However, there are usage restrictions; contact **Dustin Locke** to coordinate your needs ([drocke@pac-12.org](mailto:drocke@pac-12.org)).

The **Pac-12 Networks** are available nationwide through many platforms; check with local cable or satellite subscribers for more info. Comcast and Time Warner carry the Network in Colorado and DISH Network is the league's satellite provider. In the Boulder-Denver area: Comcast 430 & 431 (840 HD); Pac-12 DISH channels include 406 (hopper) and 409 (along with 5453 and 5454 in its auxiliary area).

The **Colorado locker room** (home and road) is closed after games; following the customary 10-minute cooling off period, players will be available in a timely manner COVID-restrictions permitting (requests will be solicited following the game).

Colorado's football **practices** are generally closed, but there is a 20-25 window open early in practice for media photography/videography needs on Monday, Tuesday and Wednesday (follow parameters list in CU's media policies). Thursday & Friday practices are open only to network TV talent if in town.

The standard **practice schedule** (mountain time): **Sunday:** Off; **Monday:** 11:00-Noon (IPF); **Tuesday:** 9:15-11:15 (LF); **Wednesday:** 9:10-11:10 (LF); **Thursday:** 10:45-11:45 walk-through (IPF); **Friday:** 10:45-11:45 (IPF; home and road games). IPF—Indoor Practice Facility; LF—Lower Fields.

**COVID-19 Protocols.** At present, any one desiring any in-person access to the program must provide proof of vaccination and must wear a mask regardless in all public areas on campus.

**Photo Requests.** Please direct any photo (.jpg) requests to either [david.plati@colorado.edu](mailto:david.plati@colorado.edu) or [curtis.snyder@colorado.edu](mailto:curtis.snyder@colorado.edu).

**collegepressbox**  
SINCE 2005 EVERYTHING BUT THE PREGAME MEAL

**Credentials.** CU does not utilize an on-line credential system; we prefer the personal touch. Email Dave Plati with request ([david.plati@colorado.edu](mailto:david.plati@colorado.edu)).

**Collegepressbox.com** is the official media website for Division I football. Access and download weekly game notes, quotes, statistics, media guides, headshots, logos and more for each conference and its member schools. Register for access at: [www.collegepressbox.com/register](http://www.collegepressbox.com/register).

The **Pac-12 Mountain Network** is the television home of the Buffaloes; it produces a variety of programming featuring all 12 member institutions.

**THE BUFFS ON THE INTERNET**

The official CU site on the Internet can be found at [www.CUBuffs.com](http://www.CUBuffs.com) has the most up-to-date information, releases, game notes, press conference broadcasts (free), articles by longtime journalist and CUBuffs.com contributing editor **Neill Woelk** along with podcasts/video by the voice of the Buffs, **Mark Johnson**; the direct link to the **Football Media Center** is [cubuffs.com/ColoradoMediaCenter](http://cubuffs.com/ColoradoMediaCenter). Breaking news with the program will be found here first every time and delivered in full without third-party editing or what they might deem unessential.

**Live Stats** for Colorado home games can be accessed at [www.colorado.statbroadcast.com](http://www.colorado.statbroadcast.com); please contact the SID office for the password.

**BuffTV** is CU's live streaming service for live games and press conferences not broadcast by the Pac-12 TV partners. In addition, highlights, features, interviews and the Buffalo Stampede weekly show can be found at [www.youtube.com/BuffsTV](http://www.youtube.com/BuffsTV).

**THE BUFFS ON THE AIRWAYS**

**KOA-Radio** in Denver, 850AM & 94.1FM (KHOW 630AM when conflicts with the Colorado Rockies arise) originates the CU Football Network, with **Mark Johnson** in his 18th year as the play-by-play voice of the Buffs. Former CU head coach **Gary Barnett** (analysis) is in his sixth full season on the broadcasts. Sideline duties will be handled by **Andy Lindahl** (home games) and **Bobby Pesavento** (road games), with **Jeff Campbell** as the alternate. Cities on the network in addition to KOA: Aspen (KNFO, 106.1 FM), Buena Vista (KBVC, 104.1 FM); Fort Morgan (KRFD, 100.1 FM), Glenwood Springs (KMTS/99.1 FM), Grand Junction (KTMM/1340AM), Redstone (KNFO/105.7FM), Rifle (KNAM/1490AM), Roaring Fork (KNFO/94.3FM), Steamboat Springs (KTYV, 98.9FM), Thomasville (KNFO/96.3FM), Vail (KNFO/105.5FM), and West Glenwood Springs (KMTS/96.7FM). KOA has been the home to CU football for 78 of the last 81 years. Both stations stream the game live on the Internet: [www.850koa.com](http://www.850koa.com), <https://khov.heart.com>.

The **CU Coaches Radio Show** originates from the Champions Center (taped on Thursdays); Mark Johnson hosts and it airs 7-8 p.m. that night on KOA and the CU Network; the show will air a day earlier for the Utah game; Stream at <https://cubuffs.com/watch/>.

The **Buffalo Stampede** will air on Wednesdays (Aug. 25-March. 31) on Altitude Sports Network.

**Satellite Radio:** Sirius-XM is the satellite home of the Buffs; the A&M game (KOA broadcast) will be on Sirius 111, XM 197 & Internet Ch. 959.

**PRONUNCIATION GUIDE****Coaches/Staff**

Darrin **CHIAVERINI** (shiv-ah-ree-knee)  
Karl **DORRELL** (door-el)  
Darian **HAGAN** (hay-gun)  
**DEMETRICE** Martin (dee-meat-riss)  
Brian **MICHALOWSKI** (michael-ow-ski)  
Mitch **RODRIGUE** (row-dreeg)

**Players**

68 Edgar **AMAYA** (uh-my-uh)  
6 Daniel **ARIAS** (are-e-us)  
97 Allan **BAUGH** (baw)  
6 **MEKHI** Blackmon (muh-kye as in eye)  
87 Derek **BEDELL** (bey-dell)  
23 **JAREK BROUSSARD** (jerek brew-sard)  
69 **GERAD** Christian-LICHTENHAN (jared lick-tin-han)  
0 **ASHAAD** Clayton (ah-shod)  
57 John **DEITCHMAN** (dych-mon)  
18 Jeremiah **DOSS** (dawse)  
38 Steele **DUBAR** (do-bar)  
18 Caleb **FAURIA** (four-E-A)  
53 Noah **FENSKE** (fenn-ski)  
76 Frank **FILLIP** (phillip)  
8 Alex **FONTENOT** (font-en-know)  
33 Joshka **GUSTAV** (goo-stovv)  
94 **JANAZ** Jordan (juh-nozz)  
52 Joshua **JYNES** (rhymes with nines)  
58 **KARY KUTSCH** (car-E kutch as in butch)  
15 Montana **LEMONIOUS**-Craig (lee-moan-e-us)  
74 Chance **LYTLE** (lie-tull; hard T)  
49 Geno **MACIAS** (muh-see-us)  
34 **ZEPHANIAH MAEA** (zeff-uh-ny-uh my-A)  
38 Zion **MAGALEI** (ma-guh-lay)  
98 Nico **MAGRI** (ma-gree)  
51 Tommy **NOTARAINNI** (no-tree-ah-knee)  
85 Jared **POPLAWSKI** (pop-u-law-ski)  
65 Colby **PURSELL** (per-sell)  
54 **KANAN** Ray (kay-ninn)  
73 Ben **REZNIK** (rez-nick)  
91 **NA'IM** Rodman (ny-eem)  
99 Jalen **SAMI** (sah-me)  
51 Jack **SEAVALL** (see-vaul)  
5 **LA'VONTAE SHENAU** (luh-von-tay shuh-nault)  
7 J.T. **SHROUT** (rhymes with shout)  
29 **SYRE** Stewart (sire)  
33 **JAYLE** Stacks (jay-lee)  
50 **KATIN SURPRENANT** (kate-in super-not)  
96 **KANAN** Turnbull (kay-ninn)  
31 Jonathan Van **DIEST** (rhymes w/east)  
55 Blake **WEIHER** (we're)

**ROSTER CHANGES/DUPE I.D.'s**

**Number Changes:** none.

**NO LONGER ON TEAM:** none.

**DUPE NUMBERS:** Those who appear below are in dupe numbers where both are likely see action on special teams; jerseys do have name tags, but skin tone key below to help with identification: **A**—African-American, **C**—Caucasian, **H**—Hispanic, **P**—Polynesian or Pacific Islander:

Offense/Specialist	Defense/Specialist
0 Clayton, TB (A)	0 Miller, CB (A)
2 Rice, WR (A)	2 Striker, CB (A)
3 Penry, WR (C)	3 Gonzalez, CB (H)
5 Shenault, WR (A)	5 M. Perry, S/LB (A)
6 Arias, WR (A)	6 Blackmon, CB (A)
9 Carter, QB (A)	9 Oliver, S (A)
15 L-Craig, WR (A)	15 Lamb, ILB (C)
23 Broussard, TB (A)	23 Lewis, S (A)
33 Stacks, TB (A)	33 Gustav, OLB (C)
58 Kutch, OG (C)	58 Al. Williams, OLB (A)





## RALPHIE VI MAKES HER DEBUT

On September 1, the University of Colorado Ralphie Program Manager **Taylor Stratton** announced that the school had anointed its newest live Buffalo mascot – **Ralphie VI** – and she made her debut last Friday night at the Buffaloes' season opener against Northern Colorado. The 44,153 in attendance started chanting "Ralphie ... Ralphie" prior to her initial run, and Folsom Field exploded in applause and cheers as she completed two runs in CU's 35-7 win.

The newest Ralphie is a shade over 15 months old, as she was born on May 27, 2020 on a ranch in western Nebraska. An orphan rejected by her mother at birth, she was adopted and raised in part by a beef cow. She now tips the scales at just under 500 pounds; the previous quintet of buffalo mascots eventually weighed around 1,300 pounds, but it is hard to predict just how big VI will grow. Ralphie V was retired after the 2019 season after serving the university for 12 years, matching the tenures of both Ralphies I and IV. She is in good health and is enjoying her "retirement."

Stratton was the assistant coach and took over the Ralphie program on April 1, 2020; she was involved from the get-go with former head coach John Graves to identify a new mascot. The search for her successor started immediately, but the process was put on hold and then delayed due to the COVID-19 pandemic. The newest Ralphie was donated to the program in November 2020, and after months of training, evaluation and getting to know the fast-growing calf, Stratton felt confident over the course of this past summer that she had secured the candidate for VI.

"I couldn't be more excited to introduce Ralphie VI this Friday night," athletic director **Rick George** said. "This will be a really special moment in our Ralphie history as Ralphie VI makes her first appearance to open our 2021 season. Colorado football is synonymous with Ralphie and I'm ecstatic to continue this tradition with Ralphie VI as the best tradition in college athletics."

"We're very excited for the opportunity to continue the Ralphie live mascot program," Stratton said. "We understand how much Ralphie means to everyone in Buff Nation. Throughout the entire process, we have always prioritized the care and safety of the buffalo and her handlers above all else. All of Ralphie's training is completed with positive reinforcement, and ultimately the decision on whether or not she runs will always depend on her safety and that of her handlers."



## The Backstory of Finding VI

On his ranch just north of Chadron, Neb., **Will Isham** has been in the buffalo business for the last 20 years. As a CU Boulder graduate (Finance '80), he has always had a love for these majestic animals. His daughter **Drew** followed in her father's footsteps and also attended CU (Communication '13). After graduation, her close friend and sorority sister **Sara Abdulla**, began working with CU's Alumni Association (program manager of student outreach). Drew started attending more alumni events and over time, became friends with Sara's colleague, Taylor Marie Stratton, who started working with the organization in 2017. Stratton left the alumni office when she was named as the manager of CU's Ralphie Live Mascot Program. After it was decided for Ralphie V to retire and the need for a new Ralphie arose, she remembered the young woman from all those alumni gatherings who grew up on a bison ranch and gave her a call. Nine months ago, the Isham family formally donated a bison heifer calf to CU and hope to remain a part of the program for years to come. While the ranch may be in northwestern Nebraska, the Ishams are truly CU through-and-through. Five members of the Isham family have attended the university: in addition to Will and Drew, Michael Burns ('67), Glory Isham Burns ('75 and a board member of CU's prestigious Leeds School of Business) and most recently, Jay Braddock Voss (Graduate School of Banking '15).

## The Handlers

**Taylor Stratton** succeeded John Graves as the program's director on April 1, 2020. A 2013 CU graduate, she lettered three years as a handler and represented the program on HBO's Real Sports with Bryant Gumbel. Growing up in Southern Colorado on her family's multi-generational working ranch, she was always around horses and livestock so it was natural for her to become involved in the program. She was the assistant coach for four years before being promoted. The assistant coach is **Colton Behr**, himself also a four year letterwinner as a handler. He was the rookie of the year for 2015, was twice named the recipient of the Tough Buff Award for strength and conditioning prowess, and as a senior, was presented with the Heart of the Buffalo Award. Then there are 16 handlers in all – 12 men, four women – all current CU students, including four first-year members, all of whom also help care for Ralphie year-round,

## The History

The six Ralphies in all, dating back to her first appearance on Sept. 16, 1967, have led the Buffaloes on to the field for 356 games (not including spring games or scrimmages). Those break down into 297 home games, 24 bowl games, 19 Rocky Mountain Showdowns in Denver, 12 regular season road games and four Big 12 Championship games. Ralphie I ran the most times (78), with V next (76), followed by IV (75) and III (73); Ralphie II had the shortest tenure – 53 games -- but passed away early in the 1987 season. The original Ralphie performed six times at away games and in seven bowls for the most outside the state of Colorado (13); III appeared at the most bowl games (8, including CU's two Orange Bowl national championship games).

➤ The Ralphie Live Mascot program is completely funded through private donations; those interested in supporting the program, please visit <https://cubuffclub.com/RALPHIEVI>.



## OPENING DEPTH CHART NOTES

The Buffs released their season-opening depth chart on August 30, and for the seventh time in the last nine seasons, CU has more underclassmen than upperclassmen listed (though not a surprise with the NCAA granting an extra year of eligibility). Of the **69** players in the opening depth (who are not listed as being out for an extended period of time), **45** were underclassmen (**31** freshmen, **14** sophomores); there are **19** juniors (**16** second-time, three third-time), **two** “super” seniors and **three** graduate transfers (two first-year, one second-year).

► The **31** freshmen breakdown into four categories: true (**13**), redshirts (**2**), second-time (**7**, meaning they played as true freshmen in 2020) and third-time (**9**, which means they played less than four games in 2019 and then qualified for the extra year of eligibility due to the NCAA’s COVID exception).

► In both 2016 and 2017, CU did not start a true freshman in any game over the course of the season; that had not happened since 2005. In 2018, true freshmen collectively started 15 games, in 2019, 12 did so and last year, true frosh started seven games (CB Christian Gonzalez 6, WR Brenden Rice 1).

► **Zero Again.** As in zero starts by quarterbacks on the CU roster for the second straight season; it hadn’t happened since 2007 prior to last year. Only two players on the team have attempted passes in a game: **QB Brendon Lewis** was 6-of-10 for 95 yards last year when he replaced Sam Noyer in the Alamo Bowl (his only appearance of the season), and **WR Dimitri Stanley**, who was 0-of-1 on a trick play, also last season.

## NON-CONFERENCE TWO-FERS

Not many teams in the so-called “Power 5” schedule two “Power 5” teams in their non-conference slates. Notre Dame technically leads the way with four, not including the agreement to play five ACC teams annually, which then puts it at nine total (but you’d have to count all the conference games for the others listed below). Stanford has three scheduled, and just 11 with two, including Colorado. (For season total, add nine Power 5 opponents to the count below to any Pac-12, Big Ten or Big 12 team, and eight to any ACC or SEC team.) A look at who is double-dipping (or more) in 2021:

**Clemson (2; 0-1):** vs. Georgia (L), at South Carolina (Nov. 27)

**Colorado (2; 0-0):** vs. Texas A&M (Sept. 11 in Denver), Minnesota (Sept. 18)

**Duke (2; 0-0):** Northwestern (Sept. 18), Kansas (Sept. 25)

**Florida State (2; 0-1):** Notre Dame (L), at Florida (Nov. 27)

**Georgia (2; 1-0):** vs. Clemson (W), at Georgia Tech (Nov. 27)

**Georgia Tech (2; 0-0):** at Notre Dame (Nov. 20), Georgia (Nov. 27)

**Louisville (2; 0-1):** Mississippi (L), Kentucky (Nov. 27)

**Miami-Fla. (2; 0-0):** vs. Alabama (Sept. 4), Michigan State (Sept. 18)

**Notre Dame (4; 0-0):** Purdue (Sept. 18), Wisconsin (Sept. 25), USC (Oct. 23), at Stanford (Nov. 27)

**Purdue (2; 1-0):** Oregon State (W), at Notre Dame (Sept. 18)

**Stanford (3; 0-1):** Kansas State (L), at Vanderbilt (Sept. 18), Notre Dame (Nov. 27)

**Virginia (2; 0-0):** Illinois (Sept. 11), Notre Dame (Nov. 13)

**Virginia Tech (2; 0-0):** at West Virginia (Sept. 18), Notre Dame (Oct. 9)

## THE BUFFS ON FRIDAY

Colorado has played **44** times on “TGIF” (Friday), seven times to open the season; the Buffaloes are **19-25** on the last day of the work week (16-24 regular season, 3-1 bowl), 5-9 in Boulder, 7-12 on the road, 7-4 at neutral sites (including 4-2 in Denver), 7-8 since joining the Pac-12 Conference and 10-10 in night games. Colorado opened the 1908, 1964, 2014, 2016, 2017, 2018, 2019 and 2021 seasons on a Friday; CU’s second-ever night game was played on a Friday, against Oklahoma State in Stillwater in 1933. The Buffs have played three Friday night affairs in a season twice, in 2018 and 2019. The bulk of the games have been played in November (a 6-17 record), and the most common opponent has been Nebraska (15 times; 4-11). Here’s a look at the games:

Date	Opponent	Result	Date	Opponent	Result	Date	Opponent	Result
Nov. 30, 1894	COLORADO MINES	W 18-0	Nov. 26, 1999	NEBRASKA (OT)	L 30-33	Nov. 25, 2011	at Utah	W 17-14
Nov. 25, 1904	^Stanford	L 0-33	Dec. 31, 1999	d—Boston College	W 62-28	Nov. 23, 2012	UTAH	L 35-42
Sept. 25, 1908	at Longmont H.S.	W 6-0	Nov. 24, 2000	at Nebraska	L 32-34	Aug. 29, 2014	^Colorado State (N)	L 17-31
Nov. 26, 1915	at Washington	L 0-46	Nov. 23, 2001	NEBRASKA	W 62-36	Nov. 13, 2015	SOUTHERN CALIFORNIA (N)	L 24-27
Oct. 6, 1933	at Oklahoma State (N)	W 6-0	Nov. 29, 2002	at Nebraska	W 28-13	Sept. 2, 2016	^Colorado State (N)	W 44-7
Oct. 12, 1934	at Northern Colorado (N)	L 7-13	Nov. 28, 2003	NEBRASKA	L 22-31	Dec. 2, 2016	e—Washington (N)	L 10-41
Oct. 9, 1942	at Utah State (N)	W 31-14	Nov. 26, 2004	at Nebraska	W 26-20	Sept. 1, 2017	^Colorado State (N)	W 17-3
Sept. 18, 1964	at Southern California (N)	L 0-21	Nov. 25, 2005	NEBRASKA	L 3-30	Aug. 31, 2018	^Colorado State (N)	W 45-13
Dec. 31, 1971	a—Houston (N)	W 29-17	Nov. 24, 2006	at Nebraska	L 14-37	Sept. 28, 2018	UCLA (N)	W 38-16
Oct. 10, 1975	at Miami, Fla. (N)	W 23-10	Nov. 23, 2007	NEBRASKA	W 65-51	Nov. 2, 2018	at Arizona (N)	L 34-42
Jan. 1, 1993	b—Syracuse	L 22-26	Nov. 28, 2008	at Nebraska	L 31-40	Aug. 30, 2019	^Colorado State (N)	W 52-31
Nov. 29, 1996	at Nebraska	L 12-17	Sept. 11, 2009	at Toledo (N)	L 38-54	Oct. 11, 2019	at Oregon (N)	L 3-45
Nov. 28, 1997	NEBRASKA	L 24-27	Nov. 27, 2009	NEBRASKA	L 20-28	Oct. 25, 2019	SOUTHERN CALIFORNIA (N)	L 31-35
Nov. 27, 1998	at Nebraska	L 14-16	Nov. 26, 2010	at Nebraska	L 17-45	Sept. 3, 2021	NORTHERN COLORADO (N)	W 35-7
Dec. 25, 1998	c—Oregon	W 51-43	Nov. 4, 2011	SOUTHERN CALIFORNIA (N)	L 17-42			

^—in Denver. a—Astro-Bluebonnet Bowl at Houston; b—Fiesta Bowl at Tempe, Ariz.; c—Aloha Bowl at Honolulu; d—Insight.com Bowl at Tucson, Ariz.; e—Pac-12 Championship game at Santa Clara, Calif.

## WILSON'S DC DEBUT A SUCCESS

New Colorado defensive coordinator **Chris Wilson** joined some fine company when the Buffaloes defeated Northern Colorado 35-7 in the 2021 season opener. The 7 points allowed tied for the third-fewest, while the 256 yards were the third-lowest (with 48 of those against second/third-teamers on UNC’s final possession). Here’s a look at CU’s top defensive efforts in the first game of a defensive coordinator since the position evolved in the late 1960s:

## FIRST GAME AS DC / RANKED BY FEWEST POINTS ALLOWED (and others with under 330 yards allowed)

Pts	Defensive Coordinator	Date	Opponent	(Score)	Plays	Yards	Avg.
3	Mike Hankwitz	Sept. 10, 1988	FRESNO STATE	(CU, 45-3)	60	177	2.95
3	D.J. Eliot	Sept. 1, 2017	vs. Colorado State in Denver	(CU, 17-3)	80	397	4.96
7	Don James	Sept. 21, 1968	OREGON	(CU, 28-7)	53	191	3.60
7	A.J. Christoff	Sept. 2, 1995	at Wisconsin	(CU, 43-7)	67	297	4.43
7	<b>Chris Wilson</b>	<b>Sept. 3, 2021</b>	<b>NORTHERN COLORADO</b>	<b>(CU, 35-7)</b>	<b>60</b>	<b>256</b>	<b>4.27</b>
10	Dan Radakovich	Sept. 9, 1972	CALIFORNIA	(CU, 20-10)	85	377	4.44
19	Ron Collins	Sept. 2, 2006	MONTANA STATE	(MSU, 19-10)	70	288	4.11
19	Vince Okruch	Aug. 31, 2002	vs. Colorado State in Denver	(CSU, 19-14)	62	320	5.16
23	Lou Tepper	Sept. 10, 1983	at Michigan State	(MSU, 23-17)	73	329	4.51
27	Kent Baer	Sept. 1, 2013	vs. Colorado State in Denver	(CU, 41-27)	67	295	4.40
28	Jim Leavitt	Sept. 3, 2015	at Hawai'i	(UH, 28-20)	72	302	4.19
31	Dale Evans	Sept. 11, 1982	CALIFORNIA	(Cal, 31-17)	69	304	4.41



## QUARTERBACK DEBUTS

A list of all quarterback starting debuts can be found in CU's media guide on page 168; Brendon Lewis became the **52nd** player since 1959 to start a game at the position for the Buffs, the 20th in a season opener (**27-24-1** record overall, **11-9** in the opener). He became the second freshman to start a season opener, joining **Cody Hawkins** in 2007 (he was a redshirt frosh); no true freshman has ever started a season opener for Colorado, and of 52 players, only 13 were freshmen (six true, one second-year — Lewis — and six redshirts). Those performances (\*—season opener):

Year	Quarterback	Class	First Game	Result	Rushing	Passing	Rating	†Career Record			
								W	L	T	Pct.
1980	Randy Essington	Fr.	at Missouri	L 7-45	4-(-19), 0 td	22-11-1, 58, 0 td	63.1	3	14	1	.194
1981	Steve Vogel	Fr.-RS	at Iowa State	L 10-17	2-(-3), 0 td	16-12-0, 89, 0 td	121.7	4	17	0	.190
1986	Marc Walters	Fr.	at Kansas State	W 49- 3	18- 88, 2 td	4- 4-0, 111, 1 td	415.6	1	0	0	1.000
1992	Koy Detmer	Fr.	OKLAHOMA	T 24-24	9-(-22), 0 td	50-33-5, 418, 2 td	129.4	14	3	1	.806
1999	Zac Colvin	Fr.-RS	at Iowa State	W 16-12	6-(-1), 0 td	23-14-1, 116, 1 td	108.9	1	2	0	.333
2000	Craig Ochs	Fr.	at Texas A&M	W 26-19	6- 6, 1 td	25-15-0, 239, 1 td	153.5	10	6	0	.625
2007	Cody Hawkins	Fr.-RS	*Colorado State (Denver)	W 31-28 (OT)	2- 3, 0 td	31-18-1, 201, 2 td	127.4	11	17	0	.393
2008	Tyler Hansen	Fr.	at Missouri	L 0-58	16- 30, 0 td	16-12-0, 72, 0 td	112.8	6	15	0	.286
2011	Nick Hirschman	Fr.-RS	at Arizona State	L 14-48	0- 0, 0 td	7- 4-0, 52, 0 td	119.5	0	3	0	.000
2013	Sefo Liufau	Fr.	CHARLESTON SOUTHERN	W 43-10	3-(-8), 0 td	20-14-0, 198, 1 td	169.7	16	24	0	.400
2015	Cade Apsay	Fr.-RS	at Washington State	L 3-27	9- 8, 0 td	40-26-2, 238, 0 td	105.0	0	2	0	.000
2016	Steven Montez	Fr.-RS	at Oregon	W 41-38	21-135, 1 td	32-23-2, 333, 3 td	177.7	17	22	0	.436
2021	Brendon Lewis	Fr.-2	NORTHERN COLORADO	W 35- 7	8-44, 0 td	15-10-0, 102, 1 td	145.8	1	0	0	1.000

Three players in their debuts have rallied the Buffs to victory in the fourth quarter after trailing (see below):

### 4TH QUARTER COMEBACKS IN FIRST CAREER START AT QUARTERBACK

Date	Quarterback	Opponent	Trailed in 4th	Final
Oct. 6, 1990	Charles Johnson	at Missouri	27-31 (2:32)	W 33-31
Sept. 1, 2007	Cody Hawkins	*Colorado State (OT; Denver)	25-28 (2:08)	W 27-24
Sept. 24, 2016	Steven Montez	at Oregon	33-38 (11:41)	W 41-38

(Time listed is time on clock when starting winning or tying possession; \*—season opener.)

### QUARTERBACK DEBUT BESTS

**Most Attempts**—50, Koy Detmer vs. Oklahoma in Boulder, Oct. 17, 1992 (T, 24-24).  
**Most Completions**—33, Koy Detmer vs. Oklahoma in Boulder, Oct. 17, 1992 (T, 24-24).  
**Most Yards**—418, Koy Detmer vs. Oklahoma in Boulder, Oct. 17, 1992 (T, 24-24).  
**Most Touchdowns**—5, John Hessler vs. Oklahoma at Norman, Sept. 30, 1995 (W, 38-17).  
**Best Rating (Min. 20 att.)**—205.1, John Hessler vs. Oklahoma at Norman, Sept. 30, 1995.

## YOUNGINS'

With the NCAA granting all student-athletes an extra year of eligibility due to the COVID-19 pandemic, along with the 2018 rule where if you played four games or less, you don't lose a year, the number of underclassmen nationally have skyrocketed—and it's no exception at Colorado. Of the 120 players on the roster, **69** are freshmen (43 first-year, 16 second-year, 10 third-year); when adding in **21** sophomores (three first-time, 15 second-time and three third-time), that's **90** underclassmen on the Buff roster. There are **23** juniors (20 classified as Jr.-2, or super juniors, with three Jr.-3), and just **4** seniors in their final year of eligibility (once **DL Mustafa Johnson** is reinstated later this season). The other **3** are graduate transfers (two of whom have two years of eligibility remaining). The Buffaloes are tied for the fewest seniors/graduates in the nation:

**FEWEST SENIORS IN THE FBS IN 2021:** Colorado 7, Northern Illinois 7, Central Michigan 8, Oregon 8, Old Dominion 9, Louisiana 10, Middle Tennessee 10, UConn 10, Utah 11, Southern Miss 12, Bowling Green 13, Georgia Tech 13.

## THIS DAY IN COLORADO HISTORY: SEPTEMBER 11

Colorado is **4-3** all-time on **September 11**, as the Buffaloes did not play on the date until 1971, but have played on the date every time in the 5- or 6-year cycle since. Here's a brief look at the Sept. 11 games in Colorado history: **1971**—CU traveled to Baton Rouge with a sophomore-laden roster and upended the No. 9 Louisiana State Tigers, 31-21. **TB Charlie Davis** rushed for 174 yards and two touchdowns, and **WR Cliff Branch** broke open a 10-7 game with a 75-yard punt return early in the third quarter to send the Buffs on their way. CU had 293 rushing yards and limited LSU to just 227 overall, picking off four Tiger passes. (*This was also Larry Zimmer's first game as CU's play-by-play man.*) **1976**—This could not have been pretty; Texas Tech beat CU, 24-7 in Lubbock. The Buffs outgained the Red Raiders, 208-186, but QB Jeff Austin (5-of-19, 67 yards) was intercepted five times (if today's passer rating existed then, it would have been 3.31). TTU committed three turnovers as well. The teams combined to run 128 plays for those 394 yards, or 3.1 per try. **1982**—In Bill McCartney's first game as head coach, the Buffs take the field with 73 (out of 95) scholarship players, the Buffs battle both some nasty rainfall and California, but the Bears escape Boulder with a 31-17 win. **1993**—The Buffs roll to a 42-0 lead midway through the fourth quarter before Baylor made the scoreboard more respectable in garbage time in a 45-21 win. In a "dress rehearsal" for the next season's "The Catch," **QB Kordell Stewart** (14-of-18, 221 yards, 2 TD) throws the Hail Mary pass into the end zone, where **WR Michael Westbrook** tips it to **WR Charles Johnson** (6-151, 3 TD) who gathers it in as the halftime gun sounds to put the Buffs up, 35-0. Johnson had two touchdown receptions and a third when he recovered a fumble in the end zone. **1999**—**QB Mike Moschetti** (25-of-32, 2 TD) passed for a school record 465 yards, with a record 500 yards of total offense, with **TB Cortlen Johnson** rushing for 104 yards and three touchdowns as the Buffs topple San Jose State, 63-35. CU jumped out to a 28-0 first quarter lead and led 49-15 midway in the third period en route to amassing a school record 767 yards of total offense; SJSU had 507 of its own, as the teams were just shy of 1,300 yards this sunny afternoon. **WR Marcus Stiggers** caught five of Moschetti's passes for 174 yards. **2004**—It was ugly, but a win: Colorado had its second lowest amount of total offense in its history while winning a game, as the Buffs beat Washington State 20-12 at Qwest Field in Seattle. CU had 125 yards of total offense, scoring its touchdowns on a recovered blocked punt in the end zone (by **RB Lawrence Vickers**) and on a 51-yard interception return by **OLB Joe Sanders**. WSU was knocking at the door late, but **ILB Jordon Dizon** forced QB Alex Brink to fumble inside the Buff 5 in the final seconds. **2009**—Playing on just four days rest, a trap game turned into just that, as the Buffs fell at Toledo, 54-38; the Rockets jumped out to a 30-3 lead early in the third quarter, though CU cut it to 37-24 at the end of the third quarter. But CU couldn't solve Toledo on offense, as it amassed 624 yards (305 rush, 319 pass). The game ended at 12:55 a.m. eastern time, the latest a CU game ever concluded. **SEPTEMBER 11 COLORADO MVP: TB Charlie Davis.** In rushing for 174 yards and two touchdowns, he helped set the tone in a 31-21 win at Louisiana State, to this day one of the school's biggest road wins in its history.



**SERIES HISTORY: COLORADO vs. TEXAS A&M**

Colorado leads the series by a 6-3 count, as the series dates all the way back to Windows '95 (ha!). CU leads 4-1 in Boulder with the two schools tied 2-2 in College Station. The two were members of the Big 12 Conference from 1996-2010, as CU left to join the then-Pacific 10 on July 1, 2011 (with A&M exiting for the SEC a year later). The last meeting between the two was a barn-burner, with Colorado rallying to win with two minutes to play, 35-34, back in 2009. The Buffs won the initial encounter between the two in 1995, 29-21 in Boulder, as the No. 7 Buffaloes defeated the No. 3 Aggies in the now-famous game where John Hessler came off the bench for an injured Koy Detmer to lead the team to the win (more below). That was the first game of what was supposed to be a home-and-home series, but when the two teams joined the Big 12, the return match turned into a conference game. In 1996, in the first encounter at College Station, the two played their inaugural Big 12 Conference game against each other, with the Buffs winning, 24-10. On the opening kickoff, Ryan Sutter forced a fumble that the late Brandon Southward recovered at the A & M 28-yard line. It took one play for CU to score, as Rae Carruth ran around the left side on a reverse for an easy touchdown and a 7-0 Buff lead, the fastest Colorado has ever scored from scrimmage in a game. In 1997, A&M came to Boulder and dealt CU a 16-10 loss in what was basically a real snoozer. The Buffs won again in College Station in 2000 in a thrilling 26-19 game in the rain, and in '01, CU rallied from down 14-6 for a 31-21 win, a pivotal game in CU's march to the Big 12 title. After a two-year hiatus, A&M beat the Buffs in overtime in College Station in 2004 by 29-26, as both teams had furious rallies over the course of the game, and in 2005, CU went wild early and posted a 41-20 win that vaulted the Buffs back into the national rankings. The schools then split the final two games before departing for new conference waters.

➔ CU coach **Karl Dorrell** is 0-0 against Texas A&M, while A&M's **Jimbo Fisher** is 0-0 against Colorado.

<b>Sept. 23, 1995</b>	Colorado	29-21 (B)	<b>Oct. 7, 2000</b>	Colorado	26-19	<b>Oct. 8, 2005</b>	Colorado	41-20 (B)
<b>Sept. 28, 1996</b>	Colorado	24-10	<b>Oct. 13, 2001</b>	Colorado	31-21 (B)	<b>Nov. 1, 2008</b>	Texas A & M	24-17
<b>Oct. 4, 1997</b>	Texas A & M	16-10 (B)	<b>Oct. 23, 2004</b>	Texas A & M	29-26#	<b>Nov. 7, 2009</b>	Colorado	35-34 (B)

#—overtime.

**SERIES DID YOU KNOW** — In the first six meetings, both teams were ranked three times, with two others where one was; this year's game joins the 2000, 2005 and 2008 games as ones with neither ranked (though both were knocking on the door in '05 and CU's 41-20 win led to a No. 24 ranking for CU the next day).

**SERIES SIGNATURE ANNIVERSARY GAME** — **20th (Colorado 31, Texas A&M 21, Oct. 13, 2001 in Boulder)**: Derek McCoy caught five passes for 113 yards as No. 20 CU celebrated being ranked for the first time in 22 weeks with a 31-21 win over No. 25 Texas A & M in Boulder. After Jeremy Flores opened the game with two field goals, including a career-best 51-yard effort for a 6-0 CU lead, the Aggies took a 14-6 lead on a pair of touchdown passes. CU slowly worked its way back into the game and used touchdowns from McCoy and Cortlen Johnson to wrestle lead back in the second half, as CU scored 18 straight points to take a 24-14 lead with 11:45 left in the game. The Aggies cut the lead to 24-21 with 5:09 to go, stopped the Buffs in five plays and took over on their own 9 with 2:16 to play. Five plays later, A&M had driven to CU's 35 with a little over a minute remaining. But A&M quarterback Mark Farris was strip-sacked by Kory Mossoni at the 38, and Joey Johnson scooped the ball up and raced 52 yards for a touchdown, ending the Aggie rally. It was an emotional day for many in the CU athletic department, as the day before longtime SID and Associate AD Fred Casotti passed away at the age of 77.

**BUFFALOES & AGGIES BY THE NUMBERS**

Here's a look at some numbers-related trivia or fun facts with Colorado & Texas A & M:

- 0** The number of meetings between the two schools prior to 1995;
- 6** The number of games (out of 9) that have been decided by one score;
- 7** The number of times one team or the other in the series has been held to under 100 yards rushing (A&M six times, CU once);
- 8** The number of times the team with the most rushing yards has won the game;
- 9** The number of meetings between the two schools since 1995;
- 10** The minimum number of points scored by the losing team in each game of the series;
- 52** The number of rushing yards by A&M Heisman candidate Leland McElroy was limited to in the '95 game;
- 63-6-1** Texas A & M's home record in a 68-game span between 1990 to 2001 against all opponents (but **0-2** against Colorado);
- 64** The number of passing attempts by Texas A & M in the 1996 game, the most ever at the time in a game against Colorado (the record lasted until 2002);
- 177** The number of yards passing John Hessler had in relief on an injured Koy Detmer in the 1995 game;
- 310** The number of rushing yards A&M has had in the five losses combined to the Buffaloes (or 62.0 per game);
- 401** The number of passing yards Colorado had in its 41-20 win in 2005;
- 498** The number of rushing yards A&M has had in its first two wins in the series (260 in 1997, 238 in 2004);
- 822** The mileage (as the crow flies) between Boulder, Colo., and College Station, Texas;
- 1,042** The combined total offense in the 2004 game, which was decided in one overtime (532 by A&M, 510 by Colorado; only 39 of the yards came in the OT).

**COLORADO-TEXAS A&M SERIES TRENDS**

Here's a quick look at all seven games and some team statistical trends in the **Colorado- Texas A&M** series:

Date	Site	Result	Attend.	Rank CU A&M	CU FD	Rushing att yds td	Passing a-c-i yds td	Tot Off no yds	A&M FD	Rushing att yds td	Passing a-c-i yds td	Tot Off no yds	TV
Sept. 23, 1995	Boulder	W 29-21	53,849	7 3	22	49 130 2	30-16-0 243 1	79 373	14	26 57 1	31-15-1 182 1	57 239	ABC (r)
Sept. 28, 1996	College Station	W 24-10	70,339	12 —	10	29 91 1	27-16-1 246 2	56 337	27	33 62 0	64-34-0 385 1	97 447	ABC (r)
Oct. 4, 1997	Boulder	L 10-16	50,877	16 21	12	31 105 1	27-15-1 194 0	58 299	17	57 260 1	15- 6-1 72 0	72 332	ABC (r)
Oct. 7, 2000	College Station	W 26-19	48,674	— —	19	42 112 2	25-15-0 239 1	67 351	25	36 71 1	45-28-0 291 1	81 362	
Oct. 13, 2001	Boulder	W 31-21	49,521	20 25	19	52 170 1	28-14-1 183 1	80 353	19	19 42 0	50-30-2 334 3	69 376	PPV
Oct. 23, 2004	College Station (OT)	L 26-29	73,745	— 17	22	36 146 1	43-26-0 364 2	79 510	25	46 238 2	39-24-0 294 0	85 532	
Oct. 8, 2005	Boulder (N)	W 41-20	50,686	— —	25	37 158 2	38-29-0 401 3	75 559	16	28 78 1	36-19-0 258 1	64 336	FSN
Nov. 1, 2008	College Station	L 17-24	78,121	— —	22	43 194 2	34-18-3 198 0	77 392	20	33 94 0	31-15-0 214 3	64 308	
Nov. 7, 2009	Boulder	W 35-34	47,227	— —	24	43 166 3	32-21-1 271 1	75 437	20	34 132 2	36-20-1 242 1	70 374	FCS-C

**TALE OF THE TAPE / COLORADO & TEXAS A&M**

Here's a comparative look between **Colorado** and **Texas A&M** in both general areas as well as several statistical categories through games of Sept. 6 in 2021 (national rankings where applicable in parenthesis):

Category	Colorado	Texas A&M	Category	Colorado	Texas A&M
2021 Overall Record .....	1-0	1-0	Third Down Conversion Offense .....	60.0 (15)	69.2 (1)
Last 50 Games .....	25-25	34-16	Third Down Conversion Defense .....	21.4 (15)	38.9 (72)
Streak .....	Won 1	Won 9	Fourth Down Conversion Offense .....	N/A (---)	N/A (---)
vs. AP Ranked Teams (at time of game) .....	0-0	0-0	Fourth Down Conversion Defense .....	0.0 (1)	0.0 (1)
Alumni On NFL Rosters (2021) .....	17	33	Three & Outs on Defense .....	3 (---)	5 (---)
First Downs .....	22.0 (50)	29.0 (6)	Tackles For Loss .....	6.0 (53)	9.0 (13)
Rushing Offense .....	281.0 (17)	303.0 (14)	Tackles For Loss Allowed .....	3.0 (15)	5.0 (42)
Average Per Rush .....	5.73 (22)	7.21 (12)	Quarterback Sacks By .....	3.0 (30)	5.0 (8)
Passing Offense .....	102.0 (119)	292.0 (34)	Quarterback Sacks Allowed .....	2.0 (53)	2.0 (53)
Completion Percentage .....	66.7 (46)	61.8 (70)	Net Punting .....	33.3 (108)	N/A (---)
Average Per Attempt .....	6.8 (75)	8.6 (39)	Punt Returns .....	22.7 (9)	2.8 (66)
Passing Efficiency .....	145.8 (47)	129.8 (74)	Punt Return Yardage Defense .....	0.0 (14)	0.0 (14)
Total Offense .....	383.0 (67)	595.0 (4)	Kickoff Returns .....	44.0 (5)	N/A (---)
Average Per Play .....	5.98 (50)	7.83 (15)	Kickoff Return Yardage Defense .....	19.5 (78)	22.5 (96)
Scoring Offense .....	35.0 (43)	41.0 (29)	Penalties Per Game .....	12.0 (115)	6.0 (57)
First Downs Allowed .....	15.0 (29)	19.0 (66)	Penalty Yards Per Game .....	118.0 (111)	70.0 (92)
Rushing Defense .....	20.0 (7)	226.0 (105)	Turnovers Gained .....	1 (65)	2 (31)
Average Per Rush .....	1.11 (8)	5.02 (103)	Turnovers Lost .....	0 (1)	4 (116)
Passing Defense .....	236.0 (76)	110.0 (15)	Turnover Margin .....	+1.00 (27)	-2.00 (105)
Completion Percentage .....	57.1 (52)	46.7 (15)	Interceptions .....	1 (37)	2 (14)
Average Per Attempt .....	5.6 (38)	3.7 (6)	Red Zone Scoring Percentage (Offense) .....	100.0 (1)	66.7 (102)
Pass Efficiency Defense .....	107.4 (43)	64.1 (6)	Red Zone Scoring Percentage (Defense) .....	0.0 (1)	50.0 (19)
Total Defense .....	256.0 (23)	336.0 (57)	Time of Possession .....	30:44 (57)	35:10 (11)
Average Per Play .....	4.27 (33)	4.48 (41)	Strength of Record (ESPN Power Index) .....	73	6
Scoring Defense .....	7.0 (11)	10.0 (21)	Schedule Strength (USA Today/Sagarin) .....	187	95

**SERIES FAST FACTS**

Some team and individual bests in the **Colorado-Texas A&M** series:

**TEAM****Most Points**

CU: 41, on Oct. 8, 2005  
A&M: 34, on Nov. 7, 2009

**Fewest Points**

CU: 10, on Oct. 4, 1997  
A&M: 10, on Sept. 28, 1996

**Most First Downs**

CU: 25, on Oct. 8, 2005  
A&M: 27, on Sept. 28, 1996

**Fewest First Downs**

CU: 10, on Sept. 28, 1996  
A&M: 14, on Sept. 23, 1995

**Most Yards Rushing**

CU: 194, on Nov. 1, 2008  
A&M: 260, on Oct. 4, 1997

**Fewest Yards Rushing**

CU: 91, on Sept. 28, 1996  
A&M: 42, on Oct. 13, 2001

**Most Yards Passing**

CU: 401, on Oct. 8, 2005  
A&M: 385, on Sept. 28, 1996

**Fewest Yards Passing**

CU: 183, on Oct. 13, 2001  
A&M: 72, on Oct. 4, 1997

**Most Total Plays**

CU: 80, on Oct. 13, 2001  
A&M: 97, on Sept. 28, 1996

**Fewest Total Plays**

CU: 56, on Sept. 28, 1996  
A&M: 57, on Sept. 23, 1995

**Most Yards Total Offense**

CU: 510, on Oct. 23, 2004  
A&M: 532, on Oct. 23, 2004

**Fewest Yards Total Offense**

CU: 299, on Oct. 4, 1997  
A&M: 239, on Sept. 23, 1995

**INDIVIDUAL****Most Yards Rushing**

CU: 130, Bobby Purify, Oct. 23, 2004  
A&M: 139, Reggie McNeal, Oct. 23, 2004

**Most Yards Passing**

CU: 398, Joel Klatt, Oct. 8, 2005  
A&M: 385, Brannndon Stewart, Sept. 28, 1996

**Most Receptions**

CU: 8, Dusty Sprague, Oct. 23, 2004  
A&M: 18, Albert Connell, Sept. 28, 1996

**Most Yards Receiving**

CU: 135, Markques Simas, Nov. 7, 2009  
A&M: 201, Albert Connell, Sept. 28, 1996

**NON-CONFERENCE SUCCESS**

Since the start of the 2013 season, Colorado is **20-3** in non-conference regular season games (20-5 including bowls). CU won its only non-league game last year (20-10 over San Diego State, a game that replaced a contest against USC three days after the Trojans cancelled due to COVID). Most of the games have been against Colorado State (6-1), and then FCS opponents (7-0) and then other Group of 5 schools (5-1); CU was 2-0 against Nebraska and 0-1 versus Michigan (the bowl losses came to former Big 12 rivals Oklahoma State and Texas, in the 2016 and 2020 Alamo bowls, respectively).

- ➔ This is one of 117 FBS vs. FCS games in 2021 (nine Pac-12 schools play one – with eight against Big Sky teams; Stanford, UCLA, USC play all FBS opponents).
- ➔ Colorado is **8-2** all-time against FCS opponents (first game in 2006), winning six straight; it includes a 3-2 mark against Big Sky members (does not include UNC and MSU games when both were conference members in the 1920s and/or 1930s).

**A&M SPORTS INFORMATION CONTACT/FOOTBALL:** Alan Cannon, Associate AD / Media Relations, 979/845-5725 ([acannon@athletics.tamu.edu](mailto:acannon@athletics.tamu.edu)).

**STILL TOP 10:** Colorado remains tied for 10th in the NCAA for the most conference championships won with 26. Through 2020, Oklahoma leads with 50, followed by Nebraska (46), Michigan (42), Ohio State (39), Southern California (37), Tulsa (35), Alabama (32), Texas (30), Fresno State (28) and then Colorado, Clemson and Utah (26).



## COLORADO 35, TEXAS A&amp;M 34

NOVEMBER 7, 2009

FOLSOM FIELD, BOULDER

**BOULDER**—Down by 10 with 11:01 remaining, the Buffs kept their postseason hopes flickering by rallying in the final minutes for a 35-34 win against Texas A&M.

CU (3-6 overall, 2-3 Big 12 Conference) earned the victory with a 22-yard Tyler Hansen-to-Patrick Devenny touchdown pass - the catch came on a one-handed stab in the end zone with 2:04 left - and a pair of ensuing defensive highlights by safety Anthony Perkins (interception) and linebacker Marcus Burton (fumbled punt recovery) as A&M futilely pursued its own rally.

The Buffs got a breakthrough performance from receiver Markques Simas (seven catches, 135 yards, both career highs) and a 118-yard, two-touchdown rushing performance from tailback Rodney Stewart.

The Aggies (5-4, 2-3) entered the game averaging 490.5 yards in total offense - third in the nation - and the Buffs held them to 374 yards total. A&M quarterback Jerrod Johnson came in No. 1 in total offense at 328.9 yards a game and was limited to 251.

CU trailed by double-digits on two occasions (21-10 at halftime, 31-21 in the fourth quarter) but answered when necessary.

After a goal line stand stopped A&M at the CU 1-yard line on the Aggies' first possession, A&M took advantage of the resulting short field and drove 47 yards on their second possession to take a 7-0 lead.

The Buffs responded with efficient drives on their next two series, positioning Goodman for a 37-yard field goal (7-3). After forcing the Aggies to go three-and-out, Stewart capped a 69-yard march with a 13-yard touchdown run to push CU ahead 10-7.

A&M regained the lead (14-10) when Cyrus Gray returned Aric Goodman's kickoff 99 yards for a touchdown. Johnson then scored on a 3-yard keeper, and 17 seconds before intermission, CU's lead and flirtation with momentum were lost in as A&M led, 21-10.

To open the second half, CU's defense again stepped up, holding A&M to a missed field goal. The Buffs answered with a 50-yard drive ending with a 37-yard field goal by Goodman to cut the Aggies' advantage to 21-13 with 7:54 left in the third quarter.

A series later, after holding A&M to another three-and-out, Hansen marched CU 79 yards in 10 plays, the last of which was an option pitch to Stewart, who ran around right end for an 11-yard touchdown.

The Buffs tied the game at 21 on Hansen's two-point conversion pass to Simas, setting the stage for some fourth quarter fireworks.

Only three plays into the fourth quarter, the tie was broken (28-21) when A&M tailback Christine Michael bounced outside on a play off right tackle and scored on a 6-yard run to complete an 85-yard drive.

Two plays later, the Buffs' plight got worse when Hansen was intercepted by free safety Jordan Pugh. CU's defense held, but Randy Bullock's 47-yard field goal staked A&M to its second double-digit lead (31-21).

The Buffs were left with 10:53 to make up a 10-point deficit, and they immediately went to work. Two plays after Hansen and Simas converted a third-and-13 for a first down at the Aggies' 31, Sumler ran 8 yards for his first TD of the season, bringing the Buffs within three at 31-28 with 7:14 left.

A&M then doubled the Buffs deficit by kicking a 20-yard field goal with 3:59 left, making the score 34-28. But the Buffs didn't blink, answering with a 61-yard drive that included another Hansen-Simas third-down connection for 45 yards - and Devenny's one-handed scoring catch.

The Aggies had 2:04 to respond - but Perkins and Burton provided the telling answers instead.

Texas A&M .....	7	14	0	13	-	34
COLORADO .....	0	10	11	14	-	35

SCORING	Score	Time	Qtr
Texas A&M — Fuller 1 pass from Johnson (Bullock kick)	0- 7	2:33	1Q
COLORADO — Goodman 37 FG	3- 7	12:33	2Q
COLORADO — Stewart 13 run (Goodman kick)	10- 7	9:11	2Q
Texas A&M — Gray 99 kickoff return (Bullock kick)	10-14	8:57	2Q
Texas A&M — Johnson 3 run (Bullock kick)	10-21	0:17	2Q
COLORADO — Goodman 37 FG	13-21	7:54	3Q
COLORADO — Stewart 11 run (Simas pass from Hansen)	21-21	1:19	3Q
Texas A&M — Michael 6 run (Bullock kick)	21-28	14:22	4Q
Texas A&M — Bullock 47 FG	21-31	11:01	4Q
COLORADO — Sumler 7 run (Goodman kick)	28-31	7:14	4Q
Texas A&M — Bullock 20 FG	28-34	3:59	4Q
COLORADO — Devenny 22 pass from Hansen (Goodman kick)	35-34	2:04	4Q

**Attendance:** 47,227 **Time:** 3:10 **Weather:** 60 degrees, clear skies, winds from the east at 5 mph

TEAM STATISTICS	COLORADO	TEXAS A&M
First Downs.....	24	20
Third Down Efficiency (Fourth).....	8-16 (1-1)	6-14 (1-2)
Rushes—Net Yards .....	43-166	34-132
Passing Yards .....	271	242
Passes (Att-Comp-Int).....	36-20-1	32-21-1
Total Offense.....	437	374
Return Yards .....	0	17
Punts: No-Average.....	5-37.8	3-37.7
Fumbles: No-Lost.....	3-0	2-1
Penalties/Yards .....	10/94	3/18
Quarterback Sacks—Yards .....	1-2	8-60
Time of Possession .....	35:20	24:40
Drives/Average Field Position .....	14/C27	11/T34
Red Zone: Scores-Attempts (Points).....	5-5 (28)	4-5 (24)

## INDIVIDUAL STATISTICS

**Rushing**—Colorado: Stewart 20-118, Hansen 20-45, Sumler 1-7, Team 2-minus 4. **Texas A&M:** Michael 16-74, Gray 11-41, Johnson 5-9, Nwachukwu 1-6, McCoy 1-2.

**Passing**—Colorado: Hansen 32-21-1, 271, 1 td. **Texas A&M:** Johnson 36-20-1, 242, 1 td.

**Receiving**—Colorado: Simas 7-135, McKnight 4-66, Sumler 3-10, Geer 2-25, Devenny 1-22, Jefferson 1-7, Simmons 1-3, Stewart 1-3, Ebner 1-0. **Texas A&M:** Tannehill 9-100, Swope 3-39, Fuller 3-37, Nwachukwu 2-37, McNeal 1-19, McCoy 1-8, Gray 1-2.

**Punting**—Colorado: DiLallo 5-37.8 (46 long, 0 In20). **Texas A&M:** Epperson 3-37.7 (43 long, 0 In20).

**Punt Returns**—Colorado: Stewart 1-0. **Texas A&M:** Harris 2-5, Frederick 1-3.

**Kickoff Returns**—Colorado: Lockridge 6-113. **Texas A&M:** Gray 4-181.

**Interceptions**—Colorado: Perkins 1-0. **Texas A&M:** Pugh 1-9.

**Tackle Leaders**—Colorado: J.Brown 8,7—15; Burney 6,4—10; C.Brown 7,2—9; Perkins 5,4—9; Sipili 4,4—8; Smart 4,2—6; J.Smith 3,2—5; Cunningham 1,3—4. **Texas A&M:** Hunter 8,5—13; Pugh 6,2—8; Hodges 5,2—7; Harris 5,0—5; Brown 5,0—5; Porter 4,1—5; Miller 4,1—5; Frederick 3,2—5.

**Quarterback Sacks**—Colorado: Beatty ½-1; Smart ½-1. **Texas A&M:** Miller 2-18, Moss 1-10, Brown 1-7, Featherston 1-6, Harris 1-5, Porter 1-5, Team 1-9.

**Passes Broken Up**—Colorado: J.Brown 3, Cunningham 2, Mohler. **Texas A&M:** Mangan, Pugh, Stewart.

## GAME NOTES

This marked the 28th time in CU history that the Buffs had a 100-yard rusher and receiver in the same game ... Associate head coach/linebacker coach **Brian Cabral**, in honor of his 300th game as a Colorado Buffalo (254 coach/46 player) wore his trademark lava lava on the sideline ... **WR Dustin Ebner** made his first career start ... Texas A&M ran 18 plays in the first quarter, 16 in CU territory (but just seven of 16 in the second quarter) ... Cyrus Gray's 99-yard kickoff return for a touchdown was the first by a CU opponent since last season (two, the last by Florida State's Michael Garvin for 94 yards on Sept. 27 in FSU's 39-21 win; CSU's Johnny Mosure had the other) ... CU had four plays of 30 yards or longer (two in each half); it had just seven coming in, with three against Toledo the only time previous the Buffs had managed multiple 30-plus plays in the same game ... CU's 437 yards were its second most on offense this year (451 at Toledo), its most in a Big 12 game since amassing 518 yards in the 65-51 win over Nebraska in the '07 season finale ... **PK Aric Goodman** kicked his first game-winning extra point of his career; he had a game-winning field goal against West Virginia last year ... CU averaged five yards or more on first down for just the second time this season (5.1; the Buffs averaged 5.4 against Colorado State). Colorado struggled its last two games (2.2 vs. K-State, 3.3 vs. Missouri).



**THIS FALL'S TEXAS A&M GAME HEADED TO DENVER***Empower Field at Mile High to Host September 11 Game*

This September's football game between the University of Colorado and Texas A&M University will be played at Empower Field at Mile High, CU athletic director **Rick George** announced on Jan. 25. The Sept. 11 game is one of top non-conference games in the Pac-12 if not on the college schedule for the 2021 season.

Texas A&M finished 9-1 in the abbreviated 2020 season, along with a No. 4 final ranking in both major polls (Associated Press and *USA Today/Coaches*). Colorado was 4-2 and entered the rankings briefly after opening 4-0; CU coach Karl Dorrell was the Pac-12 Conference coach of the year by both the AP and league coaches and was the FWAA's First-Year Coach of the Year as well.

"We are very appreciative of Rick George and the staff at CU for the opportunity to once again host college football at Empower Field at Mile High," said **Jon Applegate**, Director of Events & Booking for Empower Field. "Our stadium has become a top destination for sporting events, and we look forward to hosting two premier college football programs in our building in September."


Colorado leads the series with the Aggies by a 6-3 count, with all but one of the games coming when both were members of the Big 12 Conference. The Buffaloes won the last meeting in 2009, rallying from 11 down to win 35-34 with two minutes remaining in the game. A&M will become the fourth former conference member CU will play since leaving the league in 2011, as CU has played Nebraska twice and Oklahoma State and Texas once.

The teams were supposed to play in College Station last year (on Sept. 19), but it was canceled due to the COVID-19 pandemic. When the schools signed the contract back in 2015, a provision was in place for the return game to be played in Boulder or Denver.

"We were disappointed that we couldn't play in College Station this year, but we worked closely with Ross Bjork (A&M athletic director) and officials at Empower Field at Mile High to bring the game to Denver," George said.

The A&M game will not be part of CU's annual season ticket package, but season ticket holders will have the first opportunity to purchase tickets later this spring before sales will be open to the general public. Season ticket renewals for the 2021 season will go out in March. Anyone desiring more information on CU season tickets are invited to call 303/492-8282.

The Buffaloes have a long history of playing games in Denver, non-conference as well as league contests, dating back to when Stanford visited



in 1904 with the game played at the long-since demolished Broadway Park (6th Avenue & Broadway), the first of 19 times CU would square off at field adjacent to Cherry Creek. When CU was a member of the Rocky Mountain Athletic Conference, it played rival Colorado Mines 14 times in Denver, many on Thanksgiving Day. The last of those games was in 1922, and it would be 66 years before the Buffs played a neutral site game there again, the first of 19 against Colorado State.

Colorado is **55-35-3** overall in games played in Denver, **26-11-1** against teams from other cities or states and 28-24-2 versus schools or teams based in the city. The bulk of the games have come against the University of Denver (17-12-2), Colorado State (13-6), the Denver Athletic Club (3-12) and Colorado Mines (9-4-1).

**NOTES:** The kickoff time was set for 1:30 p.m. with FOX set to televise the game nationally ... Joe Davis and Brock Huard will be behind the mikes calling the game on the 20th anniversary of the Sept. 11 terrorist attacks on the East Coast ... The Buffs will still have their usual six home games at Folsom Field in 2021, beginning with the opener against Northern Colorado on Friday night, Sept. 3 ... The Buffs then host the University of Minnesota on Saturday, Sept. 18. The Pac-12 released the schedule of conference games on March 2, as CU will host South Division rivals Arizona and Southern California, with North Division members Oregon State and Washington also set to visit Boulder ... Texas A&M won its season opener at home on Sept. 4 against Kent State, 41-10 ... CU leads the series 4-1 in Boulder while the teams split four games at College Station ... Texas A&M left the Big 12 for the Southeastern Conference, joining in 2012, or one year after CU departed for the Pac-12.

**NEUTRAL SITE GAMES IN DENVER (26-11-1)**

Date	Opponent	Result	Date	Opponent	Result
Nov. 25, 1904	Stanford	L 0-33	Sept. 5, 1998	Colorado State	W 42-14
Oct. 28, 1905	Kansas	W 15- 0	Sept. 4, 1999	Colorado State	L 14-41
Nov. 30, 1905	Haskell	W 39- 0	Sept. 2, 2000	Colorado State	L 24-28
Nov. 29, 1906	Colorado Mines	T 0- 0	Sept. 1, 2001	Colorado State	W 41-14
Nov. 28, 1907	Colorado Mines	L 4- 5	Aug. 31, 2002	Colorado State	L 14-19
Nov. 26, 1908	Colorado Mines	W 15- 0	Aug. 30, 2003	Colorado State	W 42-35
Nov. 25, 1909	Colorado Mines	W 16- 0	Sept. 9, 2006	Colorado State	L 10-14
Nov. 24, 1910	Colorado Mines	W 19- 0	Sept. 2, 2007	Colorado State (OT)	W 31-28
Nov. 30, 1911	Colorado Mines	W 11- 0	Aug. 31, 2008	Colorado State	W 38-17
Nov. 9, 1912	Utah	W 3- 0	Sept. 2, 2010	Colorado State	W 24- 3
Nov. 28, 1912	Oklahoma	W 14-12	Sept. 17, 2011	Colorado State	W 28-14
Nov. 15, 1913	Colorado Mines	W 20- 0	Sept. 1, 2012	Colorado State	L 17-22
Nov. 14, 1914	Colorado Mines	L 2- 6	Sept. 1, 2013	Colorado State	W 41-27
Nov. 6, 1915	Colorado Mines	L 6-13	Aug. 29, 2014	Colorado State	L 17-31
Nov. 18, 1916	Colorado Mines	L 10-27	Sept. 19, 2015	Colorado State (OT)	W 27-24
Oct. 20, 1917	Colorado Mines	W 12- 0	Sept. 2, 2016	Colorado State	W 44- 7
Nov. 13, 1920	Colorado Mines	W 7- 0	Sept. 1, 2017	Colorado State	W 17- 3
Nov. 24, 1921	Colorado Mines	W 10- 7	Aug. 31, 2018	Colorado State	W 42-14
Nov. 23, 1922	Colorado Mines	W 16- 0	Aug. 30, 2019	Colorado State	W 52-31

**PRESEASON ALL-AMERICAN**

**ILB NATE LANDMAN** (second-team: *Phil Steele's College Football*; Pick Six Previews; **third-team:** *Athlon, Krause College Football Preview*)  
**OLB CARSON WELLS** (second-team: *College Football America*)

**PRESEASON ALL-PAC-12 CONFERENCE**

**CB MEKHI BLACKMON** (first-team: *Pro Football Focus*; second-team: *Pac-12 Media*)  
**TB JAREK BROUSSARD** (first-team: *Athlon, Lindy's College Football, Pac-12 Media, Phil Steele's College Football, Krause College Football Preview*)  
**OT FRANK FILLIP** (fourth-team: *Athlon*)  
**ILB NATE LANDMAN** (first-team: *Athlon, Lindy's College Football, Pac-12 Media, Phil Steele's College Football, Krause College Football Preview*)  
**DE TERRANCE LANG** (second-team: *Pac-12 Media, Phil Steele's College Football, Krause College Football Preview*; **third-team:** *Athlon, Lindy's College Football*)  
**S ISAIAH LEWIS** (first-team: *Pro Football Focus*; **third-team:** *Lindy's College Football, Krause College Football Preview*; **fourth-team:** *Athlon*; honorable mention: *Pac-12 Media*)  
**C COLBY PURSELL** (fourth-team: *Athlon*)  
**OG CASEY RODDICK** (third-team: *Krause College Football Preview*)  
**TE BRADY RUSSELL** (fourth-team: *Athlon*)  
**WR LA'VONTAE SHENAULT** (fourth-team: *Phil Steele's College Football*)  
**WR DIMITRI STANLEY** (second-team: *Athlon at PR*; **third-team:** *Lindy's College Football at AP*; **fourth-team:** *Athlon; Phil Steele's College Football at PR*; honorable mention: *Pac-12 Media*)  
**OLB CARSON WELLS** (second-team: *Athlon, Lindy's College Football; Phil Steele's College Football*; honorable mention: *Pac-12 Media*)

**BUFFALOES ON NATIONAL AWARD LISTS***(Watch Lists/Official Nominations)*

**Chuck Bednarik Award** (top defensive player): **ILB Nate Landman** (one of 90 players on official watch list)  
**College Football Performance Award** (national performer of the year): **TB Jarek Broussard** (one of 42 players on official watch list)  
**Dick Butkus Award** (top linebacker): **ILB Nate Landman** (one of 51 players on official watch list)  
**Earl Campbell Tyler Rose Award** (outstanding offensive player with ties to state of Texas): **TB Jarek Broussard & Alex Fontenot** (two of 53 on official watch list)  
**Lott IMPACT Trophy** (for Integrity, Maturity, Performance, Academics, Community and Tenacity): **ILB Nate Landman** (one of 42 on official watch list)  
**Mayo Clinic Comeback Player of the Year:** **TB Alex Fontenot** (CU's official nomination)  
**Bronko Nagurski Trophy** (top defensive player): **ILB Nate Landman** (one of 90 players on official watch list)  
**Rimington Award** (nation's top center): **C Colby Pursell** (CU's official nomination)  
**Senior Bowl** (all-star game): **CB Mekhi Blackmon, ILB Nate Landman, TE Brady Russell, OLB Carson Wells** (on official watch list)  
**Doak Walker Award** (nation's top running back): **TB Jarek Broussard & TB Alex Fontenot** (two of 83 players on official watch list)  
**Danny Wuerffel Award** (community service): **ILB Nate Landman** (one of 93 on official watch list)

**NATIONAL TOP 100 PLAYER RATINGS**

**Defensive Ends:** Terrance Lang (No. 47, *Phil Steele's College Football*)  
**Inside Linebackers:** Nate Landman (No. 8, *Phil Steele's College Football*; No. 9, *Lindy's College Football*)  
**Offensive Guards:** Casey Roddick (No. 49, *Phil Steele's College Football*)  
**Offensive Tackles:** Frank Fillip (No. 51, *Phil Steele's College Football*)  
**Outside Linebackers:** Carson Wells (No. 63, *Phil Steele's College Football*)  
**Punt Returners:** Dimitri Stanley (No. 23, *Phil Steele's College Football*)  
**Running Backs:** Jarek Broussard (No. 7, *Lindy's College Football*; No. 8, *Phil Steele's College Football*)  
**Strong Safeties:** Isaiah Lewis (No. 32, *Phil Steele's College Football*)

**NATIONAL UNIT RATINGS**

**Linebackers:** No. 7 (*Phil Steele's College Football*)  
**Offensive Line:** No. 44 (*Phil Steele's College Football*)

**Running Backs:** No. 20 (*Phil Steele's College Football*)

**PRESEASON TEAM RATINGS**

Publication	National P-12 South		Publication	National P-12 South		Publication	National P-12 South	
CollegeFootballPoll.com	No. 23	5th	Athlon Sports	No. 62	5th	Last Word	.....	5th
McIllece Sports	No. 38	5th	ESPN Power Index	*No. 62	5th	Pac-12 Summer Media Poll	.....	5th
Lindy's Pac-12 Football	No. 43	4th	TeamRankings.com	No. 64	5th	Pick Six Previews	.....	5th
collegefootballnews.com	No. 46	5th	CFP Model by Dunham	No. 65	5th	Sporting News	.....	5th
The Kickoff	No. 48	5th	CFB Professor	.....	t-4th	Associated Press	NR	...
Versus Sports Simulator	No. 50	5th	Pro Football Focus	.....	4th	USA Today/Coaches Poll	NR	...
Krause Preseason Magazine	No. 53	5th	The Athletic	.....	5th	FWAA-NFF Preseason Top 16	NR	...
CBSports.com	No. 54	5th	Autumn 11	.....	5th	*—power ranking.		
Phil Steele's College Football	*No. 58	5th	DRatings.com	.....	5th			

**PAC-12 SNAPSHOT SAMPLE: THE LAST 50**

Here's a look at the overall records of the Pac-12 schools dating back their last 50 games (back into the 2016 season until present):

	W	L	Pct.		W	L	Pct.		W	L	Pct.
Oregon .....	34	16	.680	Utah .....	32	18	.640	California .....	23	27	.460
Southern California.....	34	16	.680	Stanford .....	30	20	.600	UCLA .....	19	31	.380
Washington .....	34	16	.680	<b>Colorado .....</b>	<b>25</b>	<b>25</b>	<b>.500</b>	Arizona.....	17	33	.340
Washington State .....	31	19	.620	Arizona State.....	25	25	.500	Oregon State .....	12	38	.240

**GAME-BY-GAME STARTERS (2021)**

Here are CU's starters for the 2021 season (**bold** indicates first career start):

OFFENSE	WR	WR	WR	LT	LG	C	RG	RT	TE	QB	TB
Northern Colorado	Arias	Rice	Stanley	<b>Wiley</b>	Kutsch	Pursell	Ray	Lytle	Russell	<b>B. Lewis</b>	Broussard
DEFENSE	DE	DT	NT	DE	SLB	MLB	WLB	LCB	FS	SS	RCB
Northern Colorado	Lang	Rodman	Sami	Wells	Miller	Landman	<b>Q. Perry</b>	Blackmon	M. Perry	I. Lewis	Gonzalez

**CONSECUTIVE STARTS**—Wells 16, Stanley 9, Blackmon 7, Gonzalez 7, I. Lewis 6. **CAREER STARTS**—Landman 30, M. Johnson 26, Wells 23, Pursell 21.

**PLAYER PARTICIPATION** (dressed/played): Northern Colorado 83/68.

**COLORADO CAPTAINS / GAME-BY-GAME**

The coaches select captains for each game; CU's game-by-game captains in 2021:

Opponent	Captains
Northern Colorado	ILB Nate Landman DE Terrance Lang QB Brendon Lewis C Colby Pursell

**COLORADO PLAYERS OF THE GAME & SCOUT TEAM POW'S**

Here are the coaches' selections for Colorado's player of the game and scout team players of the week:

Opponent	Offensive	Defensive	Special Teams	Offensive Scouts	Defensive Scout(s)	Special Team Scout(s)
N. Colorado	WR Montana L-Craig	ILB Nate Landman NT Jalen Sami	S Anthony Lyle WR Dimitri Stanley	QB James Mott	OLB Devin Grant	TB Noah Wagner

**2021 PAC-12 & COLORADO/NFF POW NOMINATIONS**

Here is the list of CU's weekly nominations for the Pac-12 players of the week along with those for the NFF/Colorado Chapter (\*—denotes winner):

Opponent	Pac-12 Player of the Week Nominations			Colorado Chapter/NFF			
	Offensive	Offensive Line	Defensive	Defensive Line	Special Teams	Freshman	Player of the Week
N. Colorado	none	none	ILB Nate Landman	NT Jalen Sami	WR Dimitri Stanley	WR Montana L-Craig	ILB Nate Landman

**RETURNING PRODUCTION FOR 2021**

ESPN Stats created the following chart for returning production from the 2020 season. CU comes in 12th in the country overall when combining offense and defense:

School	Overall	Offense (Rank)	Defense (Rank)				
1. Louisiana	96%	93% ( 6)	98% ( 1)	8. Utah	86%	81% (34)	91% ( 5)
2. UCLA	91%	95% ( 3)	88% ( 8)	9. Oregon	86%	87% (11)	84% (19)
3. Miami, Fla.	91%	95% ( 1)	86% (12)	10. Maryland	85%	86% (14)	85% (17)
4. Iowa State	88%	94% ( 5)	81% (25)	11. Arizona State	84%	86% (15)	82% (21)
5. Washington State	87%	88% ( 9)	86% (13)	12. COLORADO	83%	86% (16)	81% (27)
6. Liberty	87%	95% ( 2)	79% (33)	13. Georgia Tech	83%	84% (21)	82% (23)
7. Oregon State	87%	94% ( 4)	79% (34)	14. Wisconsin	83%	84% (24)	82% (22)
School	Overall	Offense (Rank)	Defense (Rank)				

**THIS WEEK'S HISTORICAL NOTE / 1971**

Fifty years ago, the Buffaloes played arguably the school's toughest road schedule in its history. The non-conference games were a season-opener at No. 9 Louisiana State, and after the home opener the following week against Wyoming, a trip to Columbus to face No. 6 Ohio State was on the docket. Unranked to open the year (if you fast-forward, much like 2016), the Buffs won 31-21 at LSU to jump into No. 12 in the Associated Press poll. After a 56-13 drubbing of Wyoming and moving up two notches to No. 10, Colorado went to the "Horseshoe" and defeated the Buckeyes, 20-14. Three weeks into the year, CU was now the No. 6 team in the country. CU inched up to No. 5 after a 31-21 home win over Kansas State, and then won 24-14 at Iowa State over a tough Cyclone team that would finish 8-4, losing only to Nebraska, Oklahoma and the Buffs. The next week, CU fell 45-17 at No. 2 Oklahoma, spotting the Sooners a 24-0 halftime lead before cutting it to 31-17 after three quarters. The Buffs dropped to No. 11, but cracked the top 10 again with a 27-7 win over Missouri. Then a trip to Lincoln to face No. 1 Nebraska; it was a 14-7 game until the Huskers put 10 points on the board in the final 5:11 of the first half to open the game up en route to a 31-7 win. CU rolled its last three opponents to finish 9-2 on the regular season with a No. 7 ranking, and for a reward, drew No. 15 Houston for its bowl game — except it was the Astro-Bluebonnet Bowl, played in Houston, so it was virtually another road game. The Buffs would win, 29-17 and finished third in the country, behind Nebraska and Oklahoma. So to recount, the Buffs played the Nos. 1, 2, 6, 9 and 15 teams in the country and came out with a 3-2 record.

➡ A survey of FBS schools has indicated that this was the only time in FBS history a team defeated two top 10 teams on the road in non-league play.

**IT TOOK A LOT OF TIME**

CU did not commit a turnover in a season opener for the 10th time in its history; the Buffs have never opened a season with two turnover-free games. The first one in 2020 took place 7:15 into the game (Stanford picked off a Sam Noyer pass), with the 67:15 into the season the ninth-longest on the clock before CU's first of a season. It took a deflected pass and then an interception by UMass early in the third quarter for CU to have its first in 2014, marking the longest CU had ever played into a season before committing its first (92 minutes, 28 seconds); the 10 season opener turnover-free seasons and when the first occurred:

Season	Game / Opponent	Qtr	Time Left	Type	Total	Season	Game / Opponent	Qtr	Time Left	Type	Total
2014	2 / at Massachusetts	3	12:32	INT	92:28	1988	2 / at Iowa	2	10:14	FUM	79:46
2000	2 / at Southern Cal	3	13:21	FUM	91:39	1956	2 / KANSAS STATE	2	12:30	FUM	77:30
2019	2 / NEBRASKA	2	5:47	INT	84:13	1954	2 / COLORADO STATE	1	0:45	INT	74:45
2013	2 / CENTRAL ARKANSAS	2	7:31	FUM	82:29	<b>2020</b>	<b>2 / at Stanford</b>	<b>1</b>	<b>7:45</b>	<b>INT</b>	<b>67:15</b>
1998	2 / FRESNO STATE	2	9:48	FUM	80:12	1972	2 / CINCINNATI	1	8:00	FUM	67:00



**FIFTY-YEARS AGO: 1971 FLASHBACK SERIES GAME 2 (Colorado 56, Wyoming 13)**

Timing is everything, and perhaps never more so in CU history than on Sept. 18, 1971. At kickoff, light blowing snow was coming to an end and the skies eventually remained overcast with the temperature a chilly 38 degrees. But a major snowstorm that blanketed most of the Colorado Front Range the day before dumped as much as 18 inches in Boulder. Many said at the time had this not been the first game with Astro-Turf at Folsom Field, the game may very well have been postponed if not called off entirely.

The Buffs jumped on the Cowboys from the start, getting two rushing touchdowns from a surprise starter. CU's starting quarterback who led the Buffs to a win at LSU the previous Saturday, Ken Johnson, was injured in practice earlier in the week, so coach Eddie Crowder called upon another sophomore, Joe Duenas, to make his first career start. It would be the only start in his career for the diminutive 5-7, 175-pounder from La Junta, Colo., but it was most memorable.


He rushed 15 times for 106 yards and three touchdowns, including the first two scores in the game, and completed 4-of-7 passes for 111 yards and another TD. His runs of 14- and 13-yards had CU ahead 14-0 with 4:50 to go in the first quarter. The Cowboys did cut the lead to 14-7, but CU answered with 21 straight points, with John Tarver netting CU's next score on a 7-yard run early in quarter number two. Larry Thomas added a 2-yard run three minutes later for a 28-7 lead, and Duenas scored his third touchdown on a 34-yard scamper less than six minutes into the second half.

After Wyoming scored its final points of the day (missing the kick), with 1:37 left in the third quarter, Duenas hooked up with Cliff Branch on a 74-yard TD pass. Rich Bland scored CU's last touchdowns, coming 116 seconds apart midway in the fourth quarter on runs of 3- and 19 yards.

"I was delighted with his play," Crowder said about Duenas. "He was playing under a lot of pressure because he didn't know he would be carrying the load until Thursday. I didn't mind going with him at all." What he didn't like were CU's mistakes. "We won't be able to afford those detail mistakes (in the next game at Ohio State)."

Randy Geist and Bud Magrum paced the CU defensive effort, with identical totals of 11 tackles with five solo and a quarterback sack; Geist also had an interception and a pass broken up. The Buffs forced six turnovers for the second straight game (three interceptions), which helped counter four committed by the offense. The Cowboys were limited to 260 yards on offense, while CU amassed 534 – including 405 on the ground – despite running one less play than UW (75-74). Charlie Davis had his second straight 100-yard game, rushing for 109 yards on 17 carries, while Bland gained 72 on 13 tries and Thomas 58 on 11 attempts. Five Buffs caught one pass each.

Wyoming, which had won its opener over South Dakota at home, would finish 5-6 on the season, tying for fourth in the Western Athletic Conference with a 3-4 mark. The Buffaloes, now 2-0, would hit the road for the next game at Ohio State; the Buckeyes opened the season with a 52-21 win over Iowa at home, but were idle the Saturday before hosting CU.

**Joe Duenas****WHERE THEY FELL BY GAME NUMBER ON THE SCHEDULE: GAME 2's**

A closer look at the probable top three "game 2's" in Colorado history:

**#1— Sept. 26, 1970: Colorado 41, Penn State 13 in Boulder**

This win led to CU's first-ever appearance on the cover of Sports Illustrated – linebacker **Phil Irwin's** helmet graced most of the page as the Buffaloes ended the Nittany Lions 31-game unbeaten streak (and a 23-game winning run). **Pat Murphy** (right) made an interception at the Penn State 40 on the first play of the game, and five plays later **John Tarver** scored from 1-yard out; **Dave Haney** added two field goals and CU led 13-0 just 12 minutes into the game and never looked back. **Cliff Branch's** 97-yard kickoff return for a touchdown to open the second half all but sealed things, giving CU a 27-7 lead at that point. It could have been worse, or closer, as each team had five turnovers. **Herb Orvis** had 15 tackles, including two quarterback sacks, and Irwin had 12 tackles to lead a stout CU defense, which limited Penn State's prolific running duo of Lydell Mitchell and Franco Harris to just 128 yards on 36 carries. The Buffaloes outgained the Nittany Lions, 406-290 in dealing Penn State its third worst loss over the previous 15 seasons.

**#2— Sept. 26, 1961: Colorado 20, Kansas 19 in Boulder**

Turned out to be a key win in CU's run to its first Big 8 title ... KU took a 19-0 lead with 13:18 left in the game, and the 42,700 in attendance were about to leave Folsom Field. But a good kickoff return by Loren Schwening to the CU 42 set up a 58-yard touchdown pass from the late **Gale Weidner** to **Ken Blair**, and it was 19-7 with 13:04 to go. The defense stuffed KU on the next series, and got the offense the ball back at the CU 37. Four plays later, it was Weidner to Blair for 48 yards and a score, and all of a sudden it was 19-14 with 10:03 left. The Jayhawks earned one first down on their next possession but were again stopped, with the CU taking over at its 37. Weidner directed a more deliberate eight-play drive, capped by his throwing a 17-yard TD pass to **Jerry Hillebrand** with 2:56 remaining. CU missed the two-point conversion (in just its third year in the rule book, by the way), but after making one first down, KU was stifled on a 4th-&-10 from its 40 and the Buffaloes would go on to win with the largest comeback in their history at the time. Weidner threw for 209 yards and tied the school record with three TD passes to rally Colorado, which outgained KU in the final 13 minutes by a 182-34 margin. (Weidner was the first to have three touchdown tosses in a single quarter at the time as well).

**#3— Sept. 14, 1985: Colorado 21, Oregon 17 in Boulder**

CU was coming off a 1-10 season, and **Bill McCartney** shocked the college football world by announcing in the spring that the Buffs would be converting to the wishbone on offense. Colorado looked good in the opener, defeating Colorado State, 23-10, rushing for 358 yards, and had Oregon visiting Boulder for the second game in the new offensive look. But the question many were asking was, "Was week one a fluke? Not at the onset, as the Buffaloes marched 80 and 72 yards on their first two possessions to take a 14-0 first quarter leads, with fullback **Anthony Weatherspoon** scoring first from 10 yards out and quarterback **Mark Hatcher** taking it in from the 3-yard line (Weatherspoon was a monster, gaining 70 yards on 13 carries in the period). The Ducks stormed back to take a 17-14 lead after three quarters, but a 22-yard TD run by Hatcher gave CU a 21-17 lead with 12:34 left in the game. Oregon drove to the CU 24 on its next possession, but that's where it ended with a **David Tate** interception. CU went three-and-out and the Ducks had one last chance. Oregon ate up the final 5:23 on the clock, and on the 12th play of the drive, a 4th-&-goal from the CU 3, UO quarterback Chris Miller dropped to pass, only to be sacked by **Mickey Pruitt** for a 14-yard loss (pictured at right). Game over and CU's first 2-0 start since 1978. Hatcher rushed for 114 yards and 'Spoon for 101 as CU rolled up 342 on the ground.



**BROUSSARD: BACKGROUND TO BRUISING & RECORD SETTING DEBUT**

**Background:** Sophomore **TB Jarek Broussard** was a member of CU's 2018 recruiting class: he initially tore the ACL in his left knee in high school, but by the time he arrived on campus, he was still in the rehab progression; he thus redshirted that fall (2018). Then in 2019, near the end of CU's August camp, he again tore the ACL in the same knee and subsequently had a second surgery (on Sept. 6) and again missed the full season. He began a second rehabilitation immediately, and would spend the remainder of the fall, all of winter, and then the entire lockdown due to the COVID-19 pandemic in Boulder working with CU's sports medicine staff with his rehab. *"He has done an incredible job with his rehab and is truly a lesson in delayed gratification,"* said **Andrew Hamstra**, Colorado's head football trainer. He finished as the third-leading rusher in 2020, averaging 149.2 yards per game and was a co-recipient of the Mayo Clinic Comeback Player of the Year Award.

When he was finally cleared to participate, he started showing flashes in CU's 2020 fall camp and emerged as the starter at tailback for the season opener. He came out raring to go in Colorado's 48-42 opening win over UCLA on its roster. Of the seven occasions where a player rushed for at least 100 yards in his first game in a CU uniform, he recorded the most yards (note: freshmen were ineligible from 1953-1971; #—in Denver):

Player, Class	Opponent	Date	Att.	Yards	TD
Jarek Broussard, Soph.	UCLA	11/07/20	31	187	3
Charlie Davis, Soph.	at Louisiana State	9/11/71	20	174	2
Michael Simmons, Fr.-RS	OREGON	9/12/87	18	142	1
John Bayuk, Soph.	DRAKE	9/18/54	16	124	2

Player, Class	Opponent	Date	Att.	Yards	TD
Travon McMillian, Gr.	#Colorado State	8/31/18	10	103	1
Marcus Houston, Fr.	#Colorado State	9/02/00	18	100	1
Ron Rieger, Soph.	TULSA	9/20/69	23	100	1

As far as the first start at the tailback position, Broussard's effort ranked as the third-most yards gained (all other players in the top 10 appeared in games at previous positions (Pritchard started his only game at tailback in his career in the '90 season opener versus Tennessee (subbing for Eric Bieniemy; he and Flannigan appeared at halfback on several occasions before CU moved to the I-Bone in 1989 and went with one featured back instead of two halfbacks); Anderson was a quarterback for two-plus seasons who was moved to tailback the third game of the '69 season). The top efforts in a first start at tailback in CU history (a—first game in a CU uniform):

Player, Class	Opponent	Date	Att.	Yards	TD
Mike Pritchard, Sr.	Tennessee (at Anaheim)	8/26/90	20	217	2
Billy Waddy, Fr.	at Wisconsin	9/22/73	24	202	2
*Jarek Broussard, Soph.	UCLA	11/07/20	31	187	3
J.J. Flannigan, Sr.	KANSAS	10/21/89	10	178	3

Player, Class	Opponent	Date	Att.	Yards	TD
Rashaan Salaam, Jr.	NEBRASKA	10/30/93	25	165	2
Bobby Anderson, Sr.	INDIANA	10/04/69	29	161	3
Tony Reed, Sr.	MISSOURI	10/18/75	22	153	3
Marcus Houston, Fr.	at Southern California	9/09/00	25	150	04

- ➔ Broussard earned the Pac-12 Conference's Offensive Player-of-the-Week honor for his efforts, just the second Buffalo running back to do so since CU joined the Pac-12 in 2011; **Phillip Lindsay** won in 2017 for the Arizona State game. Rodney Stewart won it twice in the Big 12 Conference (2009 vs. Kansas, 2010 vs. Kansas State), otherwise you have to go back to 2002 when Chris Brown earned it twice (against UCLA and Kansas).
- ➔ Not only did Broussard set the record for the most rushing yards gained (187) in the first game in a CU uniform, he also set the record for yards from scrimmage (208) and all-purpose yards (221).

**BROUSSARD PART 2: JOINS MORE ELITE COMPANY**

Broussard had a second 100-yard game at Stanford (27-121), and in the process became the seventh Buffalo (on eight occasions) to rush for 100 or more yards in the first two games of a season, and the first to do so in 15 years, or when **TB Hugh Charles** did it against Colorado State and New Mexico State to open the 2005 season. He joined **TB Charlie Davis** (1971) and **TB Marcus Houston** (2000) as the only three to do it in their first two career games,

▶ With **124** yards against San Diego State, he joined Davis as the only ones to rush for 100 or more in the first three games of a CU career.

▶ Then, with **301** yards at Arizona, he has now rushed for more yards in the first four games of a season than any player in Colorado history, and is the first to hit the century mark or more for the first four games of a CU career. He also became just the fourth player in Division I-A/FBS since 1996 to gain 100 or more yards in the first four games of his career (*chart below*).

**MOST RUSHING YARDS / FIRST FIVE CU GAMES IN ANY SEASON**

Player, Class	Season	Att.	Yards	Avg.	TD	100-yd Gm
Rashaan Salaam, Jr.	1994	135	893	6.61	12	4
Jarek Broussard, Soph.	2020	129	813	6.30	3	4
Chris Brown, Jr.	2002	116	678	5.84	8	3

Player, Class	Season	Att.	Yards	Avg.	TD	100-yd Gm
Kayo Lam, Sr.	1935	74	670	9.05	6	3
<i>FIRST FIVE GAMES PLAYED IN A SEASON</i> (he did not play in the opener):						
Eric Bieniemy, Sr.	1990	139	735	5.29	7	4

**MOST 100-YARD GAMES TO BEGIN DIVISION I CAREER (since 1996):**

Player, Class	Cl.	Season	No.	Att.	Yards	Avg.	TD
Adrian Peterson, Oklahoma	Fr.	2004	9	239	1,373	5.74	9
Rudi Johnson, Auburn	Jr.	2000	5	134	716	5.34	7

Player, Class	Cl.	Season	No.	Att.	Yards	Avg.	TD
Anthony Davis, Wisconsin	Fr.	2001	4	98	614	6.27	1
Jarek Broussard, Colorado	Soph.	2020	4	115	733	6.37	3

**300-YARD RUSHING GAMES / CU HISTORY**

Yards (Att-TD/Avg.)	Player	Opponent	Date
342 (34-1/10.1)	Charlie Davis	Oklahoma State	Nov. 13, 1971
317 (35-1/ 9.1)	Rashaan Salaam	at Texas	Oct. 1, 1994

Yards (Att-TD/Avg.)	Player	Opponent	Date
309 (25-2/12/4)	Chris Brown	at Kansas	Oct. 12, 2002
301 (25-0/12/0)	Jarek Broussard	at Arizona	Dec. 5, 2020

▶ Against Arizona, his **155** yards in the second quarter (on eight carries) set a CU record for **rushing yards** in a quarter and was also a school record for **all-purpose** yards in a quarter. His **184** rushing yards in the first half is the second-most for a half, behind 206 by Davis against Oklahoma State in Boulder on Nov. 13, 1971.

▶ And in the win over the Wildcats, he set the school record for most 50+ yard rushes in a game with three (**75, 72, 59**); several had two.

▶ Broussard accounted for **38.6** percent of CU's total offense in 2020 (813 of 2,105 yards); in 1994, CU's Heisman Trophy winner, Rashaan Salaam, ran for 2,055 yards, which was **37.7** percent of CU's 5,448 yards on offense.

▶ Broussard leads the Pac-12 in rushing (**162.6** yards per game); he can become the first Buff to lead a conference since 2002 (**TB Chris Brown**, 153.4, Big 12).

Broussard earned **first-team All-Pac-12** honors (AP, Coaches), the first CU running back make first-team all-conference since **Chris Brown** in 2002. Also named the league's **Offensive Player of the Year** (Coaches, co-honors from the AP), he's the first since Brown to earn a similar honor (2002, Big 12 for Brown), and the sixth on offense in CU history, joining **QB Darian Hagan** (his position coach, 1989 Big 8), **TB Eric Bieniemy** (1990, Big 8), **WR Charles E. Johnson** (1993, Big 8), **TB Rashaan Salaam** (1994, Big 8, his Heisman Trophy Year) and Brown.

## BROUSSARD EARNS MAYO CLINIC COMEBACK PLAYER OF THE YEAR HONORS

Sophomore tailback **Jarek Broussard** was named one of three annual recipients of the **Mayo Clinic Comeback Player of the Year Award**, the tri-coordinators of the award announced on January 2.

A member of CU's 2018 recruiting class, Broussard initially tore the anterior cruciate ligament (ACL) in his left knee in high school, but by the time he arrived on campus, he was still in the rehab progression; he thus redshirted that fall. Then in 2019, near the end of CU's August camp, he again tore the ACL in the same knee and subsequently had a second surgery and again missed the full season. He began a second rehabilitation immediately, and would spend the remainder of the fall, all of winter, and then the entire lockdown due to the COVID-19 pandemic in Boulder working with CU's sports medicine staff with his rehab.

After an injury sidelined **Alex Fontenot**, the returning starting tailback, Broussard moved from third on the depth chart into the top spot by the time CU opened its 2020 season against UCLA on Nov. 7. He would have a record-setting performance against the Bruins in CU's 48-42 win, rushing for the most yards (187) in the first game in a CU uniform, as well as for those for yards from scrimmage (208) and all-purpose yards (221). He was named the Pac-12 Offensive Player of the Week for his performance, an honor he would earn four weeks later when he rambled for 301 yards in a 24-13 Buff win at Arizona, just the third 300-yard single game rushing performance in school history.

Also named the Pac-12 Conference's Offensive Player of the Year (by both the AP and the league coaches), he finished the regular season as the NCAA's second-leading rusher, averaging 162.6 yards per game; three-fourths of the way through the bowls, he's still third, with a 149.2 per game norm (895 yards in six games) after gaining 82 yards in the Alamo Bowl against Texas. He became just the fourth player in the NCAA since 1996 to open a career with four consecutive 100-yard rushing games, with Oklahoma's **Adrian Peterson** the last to do so in 2004.

"Winning the Comeback Player of the Year Award is a great honor, Broussard said. "I'd like to thank the Mayo Clinic, CoSIDA, the AP and Fiesta Bowl for making this award possible and honoring me with it.

"First and foremost, this is a team award," he continued. "I really need to recognize and thank the support I received from my coaches and teammates, especially my offensive line, and all the people in sports medicine who were with me throughout. They all believed in me. Even making a finalist for this prestigious award showed that all the hard work coming back from two knee surgeries was worth it, and winning it is truly special."

Broussard is CU's first major national postseason award winner since 2002, when **Mark Mariscal** won the Ray Guy Award as the nation's top punter.

"I remember back in March, we weren't sure if he'd be ready by the fall; he wasn't ready to participate in spring practices had we been able to have them," Colorado head coach **Karl Dorrell** said. "So he was one of those guys that was just on the peripheral of our thoughts, and it was, 'We'll see if he's ready for camp, where he would be in our depth chart, things like that.'

"So for that scenario to happen back in March and how we ended camp, he was our best player in that position," Dorrell added. "He's come a long way, from where we weren't sure if he was going to be healthy enough to play to becoming the conference's player of the year, a first-team All-Pac-12 performer and now one of the three comeback players of the year. A truly great story of perseverance."



Broussard's position coach, **Darian Hagan**, echoed Dorrell's sentiments, and along the way gave the CU sophomore some very sound advice.

"I am so proud of Jarek, how far he's come after what he's been through," Hagan said. "It takes a lot out of you not only physically but mentally to comeback after one knee surgery, much less two. But he was all-in to do everything he needed to do in his rehabilitation and more, it proves good things can happen when perseverance prevails."

Hagan should know; he suffered a torn ACL in the '91 Orange Bowl but worked hard to return for his senior season that fall, not only in his third year as CU's starting quarterback, but also as the team's punt return to help his professional prospects.

He knew how much potential Broussard had when he recruited him out of Dallas' Bishop Lynch High School. That carried over to CU's preseason camp.

"Just watching him with the ball in his hands, we had nobody on our defense who could tackle him," Hagan said. "I knew that he had that special trait that you want as a running back. Then, unfortunately, he gets hurt again. I sat down with him and told him he needed to be all-in with his rehabilitation, and that he needed to make his injured leg bigger and stronger than his healthy one. He took it to heart and everyone can see the results."

"He has done an incredible job with his rehab and is truly a lesson in delayed gratification," said **Andrew Hamstra**, Colorado's head football trainer.

This is the third year of the award, created in 2018 by the College Sports Information Directors of America (CoSIDA) in association with the Associated Press and the Fiesta Bowl Organization; student-athletes are nominated by their respective schools. The other two recipients for the 2020 honor were **Kenneth Horsey**, a sophomore offensive lineman for the University of Kentucky, and **Silas Kelly**, a senior linebacker at Coastal Carolina University. The three football student-athletes overcame injury and illness to excel on the field this season. They were selected by a vote of Associated Press college football writers and were officially recognized during the PlayStation® Fiesta Bowl.



**LANDMAN BACK; BUTKUS SEMIFINALIST, NATIONAL PLAYER OF THE WEEK RETURNS FOR SUPER SENIOR YEAR**

Prior to suffering a torn Achilles tendon last Dec. 12 against Utah (he has since returned to 100 percent), senior **ILB Nate Landman** had a “landmark” two weeks, beginning with a monster effort in CU’s 20-10 win over San Diego State. Against the Aztecs, he recorded 11 tackles (10 solo), which included six stops at or behind the line of scrimmage: three quarterback sacks, a tackle for loss, and two tackles for zero gains. He had four third down stops, as all three of his sacks were on third downs, and added a pass broken up (also on third down) and a touchdown save. He was in for all 59 snaps on defense, and on special teams duty, he added a forced fair catch on punt coverage. On Sunday (Nov. 29), Landman was selected as the **Walter Camp Football Foundation’s National Defensive Player of the Week**, the first defensive Buffalo to earn the honor since **CB Terrence Wheatley** for his three interception game at Texas Tech in 2007. Otherwise, you have to go back to 1996 for the player previously honored, **FS Steve Rosga** against Oklahoma State.

He was included as one of 16 semifinalists for the 36th annual Butkus Award by its selection committee. The Buffaloes have two previous winners, **Alfred Williams** (1990) and **Matt Russell** (1996); two runner-ups, **Ted Johnson** (1994) and **Jordon Dizon** (2007), and one other semifinalist, **Greg Biekert** (1992). Russell also finished fourth for the honor in 1995. The 2020 Butkus Award was eventually won by Notre Dame’s Jeremiah Owusu-Koramoah.

Landman led the team in tackles in 2020 with 61, and also has team-bests of 13 third down stops (including two on fourth down), and seven tackles for zero which also gave him a team-high of 14 stops at or behind the line of scrimmage when including his eight tackles for losses. (*Career numbers and ranks below.*)


And later on that same Monday, he was named the Pac-12 Conference’s Defensive Player of the Week for the second time this season (also for CU’s win at Stanford); the last CU defensive player to win twice in the same season was **SS Tedric Thompson** in 2016 (for the Stanford and Utah games). Other players on the defense who have been recognized twice in a season as conference players of the week include **DE Bill Brundige** (1969), **ILB Bill Roe** (1979), **DT Art Walker** (1989), **OLB Darin Schubeck** (1986) and **FS Steve Rosga** (1996); Roe is the only one to also win in back-to-back games. Landman has now earned the honor three times, joining Rosga, **ILB Greg Biekert** as three-time defensive POW selections in their careers.

But wait – there was more: on Dec. 1, the FWAA named him as the **Bronko Nagurski National Defensive Player of the Week**, the second time in his career that he has been afforded that honor (also for the 2018 Nebraska game). He’s the third Buffalo to win the Nagurski honor since its inception in 2001; Wheatley won it in 2007 for the Texas Tech game. Then on Dec. 8, the Maxwell Club tabbed him as the **Chuck Bednarik National Defensive Player of the Week** for his monster game at Arizona (17 tackles, 14 solo, three for losses including a sack, four third stops and two tackles for zero). He is also one of 24 semifinalists for the **Lott Impact Award**.

**LANDMAN’S LANDMARKS**

All-American candidate and second-time senior **ILB Nate Landman** has healed from a torn Achilles suffered against Utah in the fifth game of the 2020 season. A roll call of what he has accomplished in a CU uniform:

- He is bidding to become the first player in school history to lead the team in tackles four times.
- He has cracked the top 10 of CU’s all-time tackle list, as his **342** is 10th in all-time in total stops, while his **237** unassisted stops rank seventh (he is also tied for 12th in tackles for loss with **34**, is tied for first in third down stops with **48**, is first in fourth down stops (**8**) and tied for 32nd in quarterback sacks (**11**, but tied for third among inside linebackers).
- He recorded **200** career tackles in just 24 career games on defense and hit **300** in 33 career contests.
- He had **137** tackles in 2019 (**112** solo), or **11.4** per game; he finished with the most stops since **ILB Jordon Dizon** racked up 160 in 2007 (120 solo). The **137** tied him for the 14th-most in a single season at Colorado.
- His **112** solo tackles in 2019 ranked as the second-most in a single season, the fourth Buff to reach the century mark. Only **ILB Jordon Dizon** had more (120 in 2007); **ILB Greg Biekert** (105 in 1990) and **ILB Ray Cone** (102 in 1982).
- He had **16** unassisted tackles at Oregon in 2019 (16TT), tied for the fifth-most solo stops in school history.
- He has **18** career double-digit tackle games (three this season, eight in 2019); his personal best in tackles (19, 11 solo) came at Utah in 2018.
- Landman’s **137** tackles in 2019 were one more than the next two players combined (**136; 69** by Davion Taylor and **67** by Mikial Onu); since CU started keeping tackle statistics in 1964, that’s the first time that the team leader had more than the next two players combined.
- In his first career start on defense (2018 opener against CSU) he was in on **14** tackles (four solo), tying for the most tackles in a first career start.

**LANDMAN’S TOP DOUBLE-DIGIT EFFORTS (18)**

TT (UT,AT)	Opponent	Date	TT (UT,AT)	Opponent	Date	TT (UT,AT)	Opponent	Date
19 (11,8)	UTAH	Nov. 17, 2018	14 (7,7)	at Nebraska	Sept. 8, 2018	11 (10,1)	SAN DIEGO STATE	Nov. 28, 2020
17 (14,3)	at Stanford	Nov. 14, 2020	14 (12,2)	NEBRASKA	Sept. 7, 2019	10 (7,3)	WASHINGTON	Nov. 23, 2019
17 (14,3)	at Arizona	Dec. 5, 2020	13 (10,3)	OREGON STATE	Oct. 27, 2018	10 (8,2)	at Utah	Nov. 30, 2019
16 (16,0)	at Oregon	Oct. 11, 2019	12 (6,6)	at Washington	Oct. 20, 2018	10 (6,4)	at Arizona	Nov. 2, 2018
15 (10,5)	AIR FORCE	Sept. 14, 2019	11 (5,6)	at Southern Cal	Oct. 13, 2018			
15 (11,4)	at UCLA	Nov. 2, 2019	11 (11,0)	Colorado State	Aug. 30, 2019			
14 (4,10)	Colorado State	Aug. 31, 2018	11 (10,1)	ARIZONA	Oct. 5, 2019			

**MOST CAREER GAMES/DOUBLE-DIGIT TACKLES:** Barry Remington 26 (1982-86); Greg Biekert 25 (1989-92); Matt Russell, 25 (1993-96); Ted Johnson, 23 (1991-94); Jordan Dizon, 20 (2004-07); Jashon Sykes, 19 (1998-2001); Chad Brown, 18 (1989-92); Nate Landman 18 (2017-20).

**CU INSIDE LINEBACKER: QUARTERBACK SACKS**

**Season:** Steve Doolittle 6-36 (1979); Jashon Sykes 5½-21 (2000); Thaddeus Washington 5-36 (2005); ); **Nate Landman, 5-10, 2020**; Phil Irwin 4½-28 (1969); Jordon Dizon 4-39 (2007); **Nate Landman 4-21 (2018)**; Kory Mossoni 4-34 (2002); Addison Gillam 4-32 (2016), Jordon Dizon 4-26 (2006); Marcus Burton 4-24 (2009); Matt Russell 4-22 (1995); Steve Doolittle 4-21 (1978); Matt Russell 4-19 (1993); Ted Johnson 4-15 (1994).

**Career:** Jashon Sykes 12½-62 (1998-01); Jordon Dizon 12-97 (2004-07); Matt Russell 11-73 (1993-96); Steve Doolittle 11-59 (1977-80); **Nate Landman 11-63 (2017-20).**

**Landman finished second in the nation in solo tackles at 7.8 per game (press box numbers; he averaged 9.8 solo stops from coaches video review). He joined QB Kordell Stewart as the only two players in school history to be named the national player of the week in two straight games/weeks; Stewart was honored for the Colorado State and Baylor games to open the 1992 season; Landman for the San Diego State and Arizona games this year.**

**CAREER CHART WATCH**

Here's where several Buffaloes rank on some of CU's all-time lists through games of September 3 (*Note: Colorado does not count bowl stats into career totals to protect past history, thus career numbers for players past and present will differ from NCAA*):

- ⇒ **WR DANIEL ARIAS** is second in forced fair catches (**21**), is tied for third in first downfield credits (**10**) and is 20th in special team points (**51**).
- ⇒ **TB JAREK BROUSSARD** is 60th rushing yards (**907**)
- ⇒ **TB ALEX FONTENOT** is 58 in rushing yards (**957**).
- ⇒ **ILB NATE LANDMAN** is 10th in total tackles (**342**), is seventh in unassisted tackles (**237**), is tied for 12th in tackles for loss (**34**), is tied for 32nd in quarterback sacks (**11**; tied for third-most by an inside linebacker); is tied for first in third down stops (**48**) and is first in fourth down stops (**8**).
- ⇒ **PK EVAN PRICE** is 88th in scoring (**66** points) and is tied for 19th in field goals made (**14**).
- ⇒ **WR DIMITRI STANLEY** is tied for 50th in receptions (**52**) and is 63rd in receiving yards (**611**).

**AROUND THE NATION**

Colorado has traditionally stocked its rosters primarily with players from three states: Colorado, California and Texas (**75.8** percent of the entire roster—active and inactive—as of August 25: **91** of **120** players, including three inactive). The roll call of state producers for the Buffaloes: Colorado **34**, California **34**, Texas **23**, Florida **4**, Arizona **3**, Alabama **2**, Arkansas **2**, Georgia **2**, Mississippi **2**, Washington **2**, Illinois **1**, Iowa **1**, Louisiana **1**, Massachusetts **1**, Michigan **1**, Nevada **1**, North Carolina **1**, Oregon **1**, Tennessee **1**, Virginia **1**, Wisconsin **1**. That's **21** states total along with **AUSTRALIA** (**1**) that has produced the make-up of this year's team.

➔ **AROUND THE WORLD:** Five Buffaloes were born outside of the United States: **WR Daniel Arias** (Santa Domingo, D.R.), **OLB Joshka Gustav** (Germany), **ILB Nate Landman** (Zimbabwe) and **P Josh Watts** (Tasmania).

➔ **BY CLASS:** 3 graduate transfers; 4 seniors (4 fifth-year), 23 juniors (3 second-time), 21 sophomores (16 second-time, 2 third-time); 69 freshmen (45 true, 14 redshirt/2nd-year; 10 third-time).

**AND THE J'S (STILL) HAVE IT**

Statistics show that more first names in the U.S. begin with the letter "**J**," followed by M, S, D and C. The Buffs take that to the extreme: on the 2021 Colorado roster, almost 22 percent on the team has first names that begin with J: **26** players overall who go by **25** different **J** names. The list:

<b>Jack</b> (2)	<b>Jalen</b>	<b>Janaz</b>	<b>Jayden</b>	<b>Jaylon</b>	<b>John</b>	<b>Josh</b>	<b>Justin</b>
<b>Jackson</b>	<b>Jamar</b>	<b>Jared</b>	<b>Jayle</b>	<b>Jeremiah</b>	<b>Jonathan</b>	<b>Joshka</b>	
<b>Jake</b>	<b>James</b>	<b>Jarek</b>	<b>Jaylen</b>	<b>Joe</b>	<b>Jordan</b>	<b>Joshua</b>	

**THIRD DOWN SUCCESS**

Colorado converted on third down at **41.3** percent (74-of-179) in 2019, a figure that ranked 48th nationally and was the third-best by the Buffaloes last decade. The Buffs averaged **7.0** yards to go per third down try (opponents averaged 6.1 yards to go and converted at 47.4 percent, matching the lowest average-to-go since 1984, when we started tracking this stat). Conversely, CU has averaged under 7 yards to go just twice since 2003 (6.3 in 2016 and 6.5 in 2014; the Buffs' all-time low is 5.8 to go in 1985, the first year it ran the wishbone on offense).

➔ In **2020**, and granted, just a five-game sample, the Buffs converted at a **46.8** percent clip, averaging **6.9** yards to go on 79 tries (and one of those "misses" came on a kneel-down to end the UCLA game). The Buffs were **35-of-64** on 3rd-&-10 or less (**54.7**), and 2-of-15 on 3rd-&-11 or longer has brought the average down. Opponents converted at a 33.8 clip in the regular season (just 10-of-30 on 3rd-&-6 or less,

33.3) despite averaging 7.4 yards to go. In the bowl game, Texas was just 2-of-11.

➔ Colorado got off to a good start in 2021, converting **6-of-10** times on third down (4-of-4 on 3rd-&-6 or less).

➔ CU's best season of third down conversion percentage came in 1989 – 53.9 (83 of 154, including 30-of-30 on 3rd-&-1) – followed by 1990 (48.9), 1954 and 2020 (46.8), 1966 (46.0), 1987 (45.2), 1957 (45.1) and 2016 (44.5).

**CU's IN & OUT (Not the Burgers)**

**ILB Nate Landman** and **OLB/DE Carson Wells** formed a pretty solid combination in 2020, so much so that CU's long-time linebacker coach, **Brian Cabral**, has nicknamed the pair "The Dynamic Duo," a la Batman & Robin. Landman's accomplishments are detailed on the previous page, and Wells has quietly contributed nearly if not just as much. Wells finished third on the team with 34 tackles (26 solo), and was the NCAA leader in tackles for loss with 2.7 per game (13½ overall, including 4½ sacks). He also had five passes broken up, five pressures and eight third downs stops to go with an interception. Two of the third down stops were on pass breakups, thus he had 20 tackles at or behind the line of scrimmage.

► Both of Wells' two career interceptions have come against UCLA and its stellar quarterback, Dorian Thompson-Robinson. DTR is 1-2 against Colorado as a starter, and in both losses, he failed to complete over 50 percent of his passes.

► Wells had three or more tackles for loss in the last four regular season games (3, 4, 4, 3), the first Buffalo to have four in a row with that since Alfred Williams in 1990. He then had 2½ in the Alamo Bowl against Texas (*the NCAA recognized him with 16 in six games; CU does not include bowl stats*).

**THIRD DOWN DOMINANCE**

The Buffaloes did a great job on third down defense in 2020. Last year, including the bowl, the enemy was just 27-of-85 overall (**31.8** percent, 13th-best nationally), and just 7-of-24 in tries of one-to-four yards. The Buffs recorded 12 quarterback sacks on third downs as well, whereas the opponent had just two on CU signal callers. **OLB Carson Wells** had 4½ of those third down sacks and **ILB Nate Landman** three.

➔ CU picked right back up in the opener against Northern Colorado, as the Bears were just 3-of-14 (21.4 percent), and CU recorded two sacks on the down.



## STATISTICALLY SPEAKING

Here's where the Buffs ranked statistically in select categories in the Pac-12 and the NCAA through games of September 5:

TEAM				
Pac12	NCAA	Category	Stat	
1st	17th	RUSHING OFFENSE .....	281.0	
12th	119th	PASSING OFFENSE .....	102.0	
6th	67th	TOTAL OFFENSE .....	383.0	
1st	15th	3rd DOWN EFFICIENCY.....	60.0	
4th	43rd	SCORING OFFENSE .....	35.0	

Pac12	NCAA	Category	Stat	
1st	7th	RUSHING DEFENSE.....	20.0	
7th	76th	PASSING DEFENSE .....	236.0	
3rd	23rd	TOTAL DEFENSE.....	256.0	
2nd	15th	3rd DOWN EFF DEFENSE...	21.4	
1st	11th	SCORING DEFENSE .....	7.0	

Pac12	NCAA	Category	Stat	
2nd	9th	PUNT RETURNS .....	22.7	
1st	5th	KICKOFF RETURNS .....	44.0	
11th	108th	NET PUNTING.....	33.3	
3rd	27th	TURNOVER MARGIN.....	+1.00	
6th	57th	TIME OF POSSESSION .....	30:44	

INDIVIDUAL (Top 25 in conference or top CU leader; players must meet NCAA minimum of 75% of team's games; \*-if had enough attempts to qualify)									
Total Offense	Pac-12	NCAA	Yds/Gm		Receptions	Pac-12	NCAA	No./Gm	
Brendon Lewis .....	11th	117th	146.0		Montana L-Craig.....	N/A	N/A	2.0	
Jarek Broussard .....	15th	176th	94.0		La'Vontae Shenault.....	N/A	N/A	2.0	
Rushing	Pac-12	NCAA	Yds/Gm		Receiving Yards (Avg.)	Pac-12	NCAA	Yds/Gm	
Jarek Broussard .....	3rd	50th	94.0		Montana L-Craig.....	N/A	N/A	23.0	
Passing Yards	Pac-12	NCAA	Yards		La'Vontae Shenault.....	N/A	N/A	23.0	
Brendon Lewis .....	12th	117th	102.0		Scoring	Pac-12	NCAA	Pts/Gm	
Passing Efficiency	Pac-12	NCAA	Rating		Five tied .....	13th	137th	6.0	
Brendon Lewis .....	4th	44th	145.8		Field Goal Pct.	Pac-12	NCAA	Pct.	
Completion Pct.	Pac-12	NCAA	Pct.		Cole Becker .....	N/A	N/A	00.0	
Brendon Lewis .....	4th	37th	66.7		Field Goals	Pac-12	NCAA	FG/Gm	
All-Purpose Yards	Pac-12	NCAA	Yds/Gm		Cole Becker .....	N/A	N/A	000	
Jarek Broussard .....	11th	126th	101.0		Punt Returns	Pac-12	NCAA	Avg.	
Punting	Pac-12	NCAA	Avg.		Dimitri Stanley.....	2nd	4th	22.7	
Josh Watts.....	10th	....	40.0						

Kickoff Returns	Pac-12	NCAA	Avg.
Brenden Rice.....	1st	N/A	44.0
Quarterback Sacks	Pac-12	NCAA	Avg./Gm
Four tied .....	1st	30th	1.00
Interceptions	Pac-12	NCAA	Total
Mekhi Blackmon .....	3rd	10th	1.00
Passes Defended	Pac-12	NCAA	Avg./Gm
Three tied .....	N/A	N/A	1.00
*Tackles	Pac-12	NCAA	Avg./Gm
Mekhi Blackmon .....	N/A	N/A	5.00
*Tackles For Loss	Pac-12	NCAA	Avg./Gm
Jalen Sami.....	2nd	27th	2.0

| (\*-CU uses coaches' video; numbers don't match) | | | |

## FUMBLE ME OR FUMBLE ME NOT

Hanging on to the football is one thing that the Colorado Buffaloes have done most of last decade, and they took it up a notch in 2019. The Buffaloes did not fumble the ball in six games, and had just 11 fumbles, and "11" is actually a bit misleading: three were charged to the team on bad snaps and a fourth happened on a muffed try at scooping up a punt; the three that were lost were on special teams (two on kickoff returns and that muffed punt; the offense never lost a fumble. The Buffs set a record with four consecutive games without a fumble, which included a stretch of **446** touches (scrimmage plays, punts/placement kicks, returns, fair catches).

- In 2019, **1,021** touches, that was one fumble for every **92.8** touches. The ones most prone to fumble, running backs, had just three in **367** (rushes, receptions, returns).
- In 2020, **445** touches, that was one fumble for every **75.7** touches. The ones most prone to fumble, running backs, had just one in **185** (rushes, receptions, returns).
- Since the start of the 2013 season, Colorado has a total of **122** fumbles (losing **51**) – out of **8,526** touches (or 1 in for every **69.9** touches).
- CU's tailbacks have just **23** over the last eight-plus seasons in **2,654** carries (or just one in every **115.4** attempts).
- **2020 Numbers:** 6 fumbles (two on poor center snaps) in **458** touches (375 scrimmage plays; 4 interceptions, 79 special teams: returns, punts and placements);
- CU's first lost fumble in 2020 came **193** minutes and **31** seconds into the season (fourth game), a school record for the longest into a year before losing one;
- CU had no fumbles in 2021 opener against Northern Colorado (no fumbles in **35** of its last **92** games);
- CU had no fumbles in six games in 2019, tying the school record set in 2014 and 2017;
- CU has lost just **18** fumbles dating back to the 2016 season (out of **76** fumbles overall in this **56**-game span).
- CU lost just **3** fumbles in 2019, none on offense (two on kickoff returns, one on a muffed punt return); that tied for the third fewest in the NCAA, and lost only **3** again in 2020.

## ALMOST PERFECT IN CLOSE

Dating back to nine games into the 2016 season, Colorado has had **80** goal-to-go situations, scoring **78** times (or 97 percent of the time); **60** of the scores have been touchdowns to go with **17** field goals. The only non-scores came on a drive ending on downs in 2018 against Oregon State (in overtime) and an interception last year at Oregon. A look at perfect (or near) seasons in this regard since 1984 when the stat was first tracked (CU is **3-for-3** in 2021, 3 TDs):

Season	Number	Scores	TD	(Pct.)	FG	Pct.	Season	Number	Scores	TD	(Pct.)	FG	Pct.
1996	26	26	21	(80.7)	5	100.0	1988	19	18	16	(84.2)	2	94.7
2017	18	18	17	(94.4)	1	100.0	2014	21	20	17	(81.0)	4	95.2
2002	16	16	15	(93.8)	1	100.0	1989	34	32	31	(91.2)	1	94.1
1985	13	13	13	(100.0)	0	100.0	1993	16	15	14	(87.5)	1	93.8
2020	11	11	10	(90.9)	1	100.0	2019	16	15	8	(50.0)	7	93.8
1994	31	30	29	(93.5)	1	96.7	1986	14	13	13	(92.9)	0	92.9
2018	20	19	15	(75.0)	4	95.0	2008	14	13	13	(92.9)	0	92.9

## CHEV'S "COACHED" A HATRICK ... PLUS

Darrin Chiaverini is in his fifth year as CU's receivers coach; in **55** games, he's coached five players who have passed him on CU's all-time receiving yards list. **WR Shay Fields** passed him as a junior in 2016, while seniors **WR Devin Ross** and **WR Bryce Bobo** did so in 2017. **WR Laviska Shenault** zoomed by him in the first game of 2019, and **WR K.D. Nixon** became the fifth in the fifth game of the shortened 2020 season (and **WR Tony Brown** came close):

Rk	Player (Seasons)	No.	Yards	Avg.	TD	Rk	Player (Seasons)	No.	Yards	Avg.	TD
2	Shay Fields (2014-17)	190	2,552	13.4	21	19	K.D. Nixon (2017-20)	99	1,221	12.3	7
11	Laviska Shenault (2017-19)	149	1,943	13.0	10	21	Darrin Chiaverini (1995-98)	97	1,199	12.4	6
12	Bryce Bobo (2014-17)	150	1,638	10.9	10						
13	Devin Ross (2013-17)	140	1,626	11.7	9	32	Tony Brown (2018-19)	88	1,040	11.8	6



**COLORADO IN THE POLLS – 2021 WEEK-BY-WEEK**

A look at where Colorado has placed weekly in each of the three major polls in 2020 (the College Football Playoff committee first weekly rankings will be on Tuesday, Nov. 2; RV—denotes received votes; number is place outside top 25):

Poll	PS	9/07	9/12	9/19	9/26	10/03	10/10	10/17	10/24	10/31	11/07	11/14	11/21	11/28	12/05	Final
Associated Press	---															
USA Today Coaches	---															
CFP Committee Poll	N/A															

**IN THE POLLS / SOME HISTORY**

Colorado re-entered the national polls on Dec. 6, 2020 (No. 21 AP/No. 22 USAT), after last being ranked on Oct. 13, 2018 (No. 25 in the USA Today/Coaches poll), and was last in the AP poll on Oct. 6, 2018 (No. 19; the Buffs were a season-high No. 18 the same day in the coach's ballot). The Buffs were not ranked in 2017, and had climbed to as high as No. 9 in both polls (twice) in 2016; CU had not been ranked previous to '16 since 2005. Colorado owns the ninth longest streak of all-time, as from the 1989 preseason poll through the fifth week of 1997, CU had a run of **143** consecutive weeks in the AP poll. CU has been ranked **305** times in its history, the 29th most all-time; the Buffs have finished in the top four on four occasions, tied for 22nd most (the College Football Playoff includes the top four teams; only USC, with 12, has more than CU from the Pac-12).

**47 WINS OVER AP RANKED TEAMS 23RD BEST SINCE '89**

CU's **47** wins over *Associated Press* ranked teams dating back to the 1989 season (when the AP expanded to a top 25) are tied for the 23rd most in the nation in this time frame (32 seasons). Through games of Sept. 7, Alabama has the most (**101**), followed by Ohio State (**99**), LSU (**86**), Florida State (**84**), Florida (**81**), Oklahoma (**80**), Michigan (**76**), Southern Cal (**73**), Georgia (**67**), Miami, Fla. (**63**), Oregon (**63**), Auburn (**62**), Tennessee (**62**), Notre Dame (**59**), Texas (**60**), Clemson (**58**), Penn State (**57**), UCLA (**55**), Washington (**55**), Stanford (**50**), Virginia Tech (**50**), Wisconsin (**50**), **COLORADO (47)**, Michigan State (**47**), Nebraska (**47**) and Texas A&M (**42**).

- All-time, Colorado's **70** wins over ranked teams are the 23rd most in history.
- CU is **4-34** against ranked teams dating back to 2009; also **1-31** on road since 2002 (win at ASU in 2019 snapped a 29-game losing streak).
- CU's last win over a top 5 or 10 team was on Sept. 29, 2007: a 27-24 win over No. 3 Oklahoma in Boulder.
- Since 1989 (when the *Associated Press* started ranking a Top 25), **Colorado** is tied for the **12th** most ranked teams played in the nation (140, 47-91-2), trailing Alabama 167 (101-65-1), LSU (162; 86-76), Florida (158; 81-76-1), Tennessee 154 (62-89-3), Ohio State 153 (99-51-3), Michigan 152 (76-74-2), Auburn 148 (62-85-1), Georgia 148 (67-80-1), Oklahoma 145 (80-63-2), Florida State 144 (84-59-1), Washington 141 (55-85-1); USC 139 (73-65-1), Texas 137 (60-75-2), UCLA 135 (55-79-1), Notre Dame 132 (59-71-2), Michigan State 130 (47-83), Penn State 129 (57-72), Stanford 128 (50-78), Miami, Fla. 128 (63-65), Wisconsin 126 (50-75-1), Texas A&M 122 (42-80), Oregon 122 (63-59), Clemson 122 (58-64), Nebraska 111 (47-63-1), Iowa 110 (37-73), Virginia Tech 110 (50-59-1).
- Pac-12 Records versus ranked teams (*by wins; since start of 1989 season*): USC 73-65-1; Oregon 62-59; Washington 55-85-1; UCLA 55-79-1; Stanford 50-78; **Colorado 47-91-2**; Arizona 37-82; Arizona State 33-78; Washington State 31-86; Cal 30-78-1; Oregon State 22-81; Utah 22-34.

**THE TRANSFER PORTAL**

Since the transfer portal became the NCAA's version of free agency, Colorado has acquired eight players, five as graduate transfers and three who decided to transfer as undergraduates (\*—denotes graduate transfer; Status—clock at start of 2021 season, i.e., 2/1: two years to play one in eligibility; all but Mott are on scholarship):

Year	Player, Pos.	School	Class	Status
2020	*Matt Lynch, TE	UCLA	Gr.-2	1/1
2021	*Robert Barnes, ILB	Oklahoma	Gr.	2/2
2021	Noah Fenske, OL	Iowa	Fr.-2	4/4
2021	*Jack Lamb, ILB	Notre Dame	Gr.	2/2
2021	James Mott, QB	Chicago	Fr.-3	4/4
2021	*J.T. Shrout, QB	Tennessee	So.	3/3
2021	Blayne Toll, DE	Arkansas	Fr.-2	5/4
2021	*Max Wray, OT	Ohio State	So.-3	3/3

**700 CLUB**

Colorado became the 25th school to reach the 700-win mark with a 44-28 win over California in 2017; the Buffs have an all-time record of **714-51736** (a **.578** winning percentage). In addition to being 26th on the all-time win list, CU is 36th in winning percentage (29th for schools with 1,000 or more games played in the FBS). The top 30 in all-time wins through games of September 7:

Team	Years	Games	Won	Lost	Tied	Pct.	Team	Years	Games	Won	Lost	Tied	Pct.	Team	Years	Games	Won	Lost	Tied	Pct.
1 Michigan	143	1,351	965	350	36	.727	11 Georgia	130	1,321	840	427	54	.656	21 Pittsburgh	132	1,324	739	543	42	.573
2 Ohio State	132	1,312	932	327	53	.730	12 LSU	129	1,285	817	421	47	.655	22 Syracuse	133	1,331	726	556	49	.563
3 Alabama	130	1,304	930	331	43	.729	13 Auburn	130	1,280	783	450	47	.630	23 Navy	143	1,359	725	578	57	.556
4 Texas	129	1,335	924	378	33	.704	14 Clemson	126	1,276	768	463	45	.620	24 Arkansas	128	1,282	721	521	40	.578
5 Notre Dame	135	1,288	918	328	42	.729	15 West Virginia	131	1,315	761	509	45	.596	25 Wisconsin	133	1,275	719	503	53	.585
5 Oklahoma	127	1,300	918	329	53	.726	16 Texas A&M	128	1,294	759	487	48	.605	26 Colorado	132	1,268	715	517	36	.578
7 Nebraska	132	1,347	906	401	40	.687	17 Virginia Tech	130	1,287	757	484	46	.607	27 Michigan State	126	1,225	711	470	44	.588
8 Penn State	135	1,342	903	398	41	.688	18 Washington	133	1,252	746	456	50	.616	28 Minnesota	138	1,282	709	529	44	.571
9 USC	134	1,259	853	352	54	.699	19 Florida	116	1,208	744	424	40	.632	29 Army	132	1,287	707	529	51	.569
10 Tennessee	131	1,305	850	402	53	.671	20 Georgia Tech	130	1,303	741	519	43	.586	29 North Carolina	134	1,313	706	553	54	.559

**THAT REDSHIRT RULE**

Beginning with the 2018 season, incoming freshmen can now play in up to four games but not lose a year of eligibility; this also applies to anyone else on the roster. In any year they play in four games or less, they get the year back (and the four can be at any point during the season; they do not have to be the first four games). Also if a player redshirts as a true freshman and then suffers a season-ending injury within the first four games of another season, he's now eligible for a sixth-year without having to lose two years to injuries and go through the old petition process. A perfect example would be **Derek McCartney**, who redshirted as a true freshman in 2013, and was injured in game three of his fourth-year (2016); he would have been awarded a sixth-year of eligibility under this rule change.

If this rule had been permanently in place since freshmen were allowed to play, here are some notable Buffaloes that would have earned a full season back due to either playing in four games or less at some point in their career due to injury, and others who were simply inserted at the end of games over the course of the season when the outcomes had already been decided (assuming the four-game maximum would have applied in 11-game seasons prior to 2006; \*—denotes true freshman):

<b>WR *Dave Logan, 1972</b>	Debuted late in week two in a 56-14 win over Cincinnati, when he had his lone reception of the year. He was on the travel squad, but appeared just a couple of more times.
<b>TB *James Mayberry, 1975</b>	Appeared late in several games, had 16 rushing attempts and one reception.
<b>DT George Smith, 1982</b>	Injured in the fourth game of the year, he had 34 tackles, four for losses when he was lost for the year.
<b>WB *Mike Pritchard, 1987</b>	Appeared in six games and 17 rushes and threw seven passes.
<b>QB *Darian Hagan, 1988</b>	Appeared in five games (plus the Freedom Bowl), had 38 rushes and threw seven passes.
<b>QB *Vance Joseph, 1990</b>	Appeared in four games, had 13 rushes and threw seven passes (and was next in line to play in the '91 Orange Bowl).
<b>QB *Kordell Stewart, 1991</b>	Appeared in two games, had 18 rushes and threw two passes.
<b>QB *Koy Detmer, 1992</b>	Pressed into duty to rally CU over Minnesota in game three, started two others and appeared in seven overall; but he was also injured early in the fourth game in 1995, so either would have applied.
<b>ILB Jashon Sykes, 2001</b>	Injured in the fourth game of the year, he had already racked up 33 tackles and 3½ sacks
<b>QB *Joel Klatt, 2002</b>	Played three snaps late against Baylor in game seven, appeared in a handful of others after, including on the punt team.
<b>OLB Derek McCartney, 2016</b>	Had already utilized his redshirt year, so when lost for the season with a torn ACL in game three at Michigan, he lost that year.

And there were several players in 1984, when CU resurrected its junior varsity team for one year; several played in the three JV games and then saw some time afterward in some of the last six varsity games. These included **WR Lance Carl**, **ILB Don DeLuzio**, **TB Dion Dyson**, **TE/P Keith English**, **WR Drew Ferrando**, **QB Mark Hatcher**, **P Barry Helton**, **TB Sam Smith**, **CB David Tate** and **FB Anthony Weatherspoon**.

**AND WHO BENEFITTED THE FIRST YEAR? SEVEN BUFFS ... THIRTEEN DO SO IN YEAR TWO**

In 2018, there were seven Buffaloes who benefitted from the NCAA's new redshirt which permits players to play in up to four games and not lose a year of eligibility provided they had a redshirt year available to them (no fifth-year seniors played in four games or less who were lost for the season due to injury, as exceptions could have been made in those instances). Those players, with the games they appeared in parenthesis (\*—no longer on team): **OLB \*Jacob Callier** (4), **PK \*Tyler Francis** (2), **\*P Alex Kinney** (4), **PK Evan Price** (2), **WR Dimitri Stanley** (3), **DB \*L.J. Wallace** (1) and **ILB \*Jake Yurachek** (1).

► In 2019, the rule could be applied to **12** players who meet the criteria of four games or less: **CB Mehki Blackmon** (4), **OT Frank Fillip** (2), **OLB Joshka Gustav** (3), **ILB Marvin Ham** (4), **OL Austin Johnson** (1), **OLB Jamar Montgomery** (4), **DT Lloyd Murray, Jr.** (2), **OLB Alec Pell** (4), **ILB Quinn Perry** (1), **PK Evan Price** (4), **WR La'Tontae Shenault** (4) and **\*TE Luke Stillwell** (4).

**SEASON OPENERS: UNDERCLASSMEN STARTERS**

The depth is always fluid leading up to the first game, but with 10 underclassmen (four freshman, six sophomores) atop the opening season depth chart, it was the third most upperclassmen that would start a Colorado opener dating back to 1995. The last four season opener numbers are among the top 10 in this time frame. A look at the most underclassmen starters for the Buffaloes over the last 27 seasons:

Season	Fr.	So.	Total	Season	Fr.	So.	Total
2014	3	9	12	2003	1	7	8
2009	3	8	11	2004	1	7	8
<b>2021</b>	<b>4</b>	<b>6</b>	<b>10</b>	2008	1	7	8
2018	3	6	9	2012	2	6	8
2019	2	7	9	2020	1	6	7

**OFF-SEASON FULL-TIME STAFF CHANGES**

*Wilson, Maxie Promoted On Defense, Cook On Offense; Smith, Turley New Additions*

Head coach **Karl Dorrell** announced several staff changes in January and February. He promoted **Chris Wilson**, in his second stint as a member of the University of Colorado's football staff, from defensive line coach to defensive coordinator; he's continue to coach the linemen. Safeties coach **Brett Maxie** was promoted to defensive passing game coordinator and **Bryan Cook** promoted to tight ends coach. He also the hiring of **Mark Smith** as inside linebackers coach and **Shannon Turley** as CU's new strength and conditioning coach.

Wilson and Maxie certainly know football, and particularly defense. The pair have coached in 693 games combined on the college and professional levels, all on the defensive side of the ball, between 49 seasons between them. Wilson will continue to coach the defensive line.

Wilson replaces Tyson Summers, who was let go in early January while Turley replaces Drew Wilson, who did not have his contract renewed; Smith takes over the inside linebackers that Summers tutored in 2020. Cook, who replaces Taylor Embree (hired by the New York Jets in January), is beginning his third year on the Colorado staff, originally joining as the director of quality control for the defense in 2019 under then-head coach Mel Tucker. Snapshots of all:

**THE VERTICAL GAME (EXPLOSION PLAYS)**

CU, as in the case with most teams, often is most dangerous on offense when the unit can strike for the big play both via the rush and pass. Colorado had 57 “explosion” plays in 2016, or ones that gained 20 or more yards; that was the most by a CU team since 2007 (49 in 2017). Here’s a look at CU’s 20-plus plays in recent memory, not including bowls, going back to 1994, when CU had a high of 76 plays over 20-yards, almost equal in nature (37 rush, 39 pass):

Season	Total	Rush	Pass	Season	Total	Rush	Pass	Season	Total	Rush	Pass	Season	Total	Rush	Pass	Season	Total	Rush	Pass
1994	76	37	39	2000	38	8	30	2006	35	18	17	2012	36	9	27	2018	56	16	40
1995	61	11	50	2001	58	21	37	2007	58	18	40	2013	42	5	37	2019	45	10	35
1996	64	12	52	2002	58	35	23	2008	40	8	32	2014	48	12	36	2020	25	8	17
1997	46	9	37	2003	47	5	42	2009	44	7	37	2015	50	15	35	2021	4	3	1
1998	40	11	29	2004	48	13	35	2010	43	11	32	2016	57	16	41				
1999	57	12	45	2005	54	16	38	2011	56	14	42	2017	50	11	39				

**100/300**

The Buffaloes have historically done well when holding the opponent to under 100 yards rushing and under 300 yards total offense. Dating back to the start of the 1985 season, Colorado is **106-15-1** when the opponent fails to reach 100 yards on the ground, and **107-20-1** when the enemy is held under 300 yards overall. CU is **13-1** and **18-0** in each, respectively, dating back to the start of the 2013 season (**1-0** in 2021).

**AHEAD IN A BIG WAY**

From 2006-15, the opponent had almost always had a distinct advantage in TSL (time spent in the lead), but CU reversed that and then some in 2016. The Buffs led for **457** minutes and **20** seconds, or **59** percent of the time; opponents for just 24 percent and the score tied the other 17 percent. CU led for more minutes in 2016 than it had in all 11 previous years after just eight games (and when it held the edge over an entire season just twice: 2005 and 2010. But alas, the opponent held a slight edge in both 2017 and 2018 (*bowl games not included*):

Season	CU	Tied	Opp.	Season	CU	Tied	Opp.	Season	CU	Tied	Opp.	Season	CU	Tied	Opp.
2005.....	320:31	101:55	297:34	2010.....	312:45	113:54	293:21	2015.....	192:47	158:14	428:59	2019.....	250:05	119:03	350:52
2006.....	269:22	123:11	327:27	2011.....	191:12	78:44	510:04	2016.....	457:20	133:33	189:07	2020.....	199:44	33:45	66:31
2007.....	280:56	130:11	308:53	2012.....	77:38	112:18	530:04	2017.....	285:30	132:17	302:13	2021.....	43:51	16:09	0:00
2008.....	191:24	119:07	409:29	2013.....	197:17	108:56	413:47	2018.....	268:07	171:14	280:39				
2009.....	110:29	165:18	444:13	2014.....	261:22	83:52	374:46	2019.....	250:05	119:03	350:52				

**TURNOVER FREE**

Colorado has had an impressive number of turnover free games dating back 10-plus seasons, and in 2017, Colorado had a record run of **16** consecutive quarters played without turning the ball over (**253:52** in total time). Colorado played **17** games out of **74** in six seasons under Mike MacIntyre without a turnover, the highest percentage in any CU head coach’s tenure over two years since World War II. Take a look (TFG—turnover free games; TG—total games):

Coach	TFG	(Record)	TG	Pct.	Coach	TFG	(Record)	TG	Pct.	Coach	TFG	(Record)	TG	Pct.
Mike MacIntyre	17	(11-6)	74	23.0	Dal Ward	5	(2-1-2)	110	4.5	Karl Dorrell	2	(5-2)	7	28.6
Bill McCartney	23	(18-3-2)	153	15.0	Bill Mallory	1	(1-0)	57	1.7	Jon Embree	5	(1-4)	25	20.0
Dan Hawkins	8	(3-5)	58	13.8	Chuck Fairbanks	0	(0-0)	33	0.0	Kurt Roper	0	(0-1)	0	0.0
Gary Barnett	11	(49-38)	87	12.6	-----two or fewer seasons/interims-----					Bud Davis	0	(0-0)	10	0.0
Sonny Grandelius	3	(2-1)	31	9.7	Mike Hankwitz	1	(0-1)	1	100.0	Jim Yeager	0	(0-0)	19	0.0
Rick Neuheisel	3	(3-0)	47	6.4	Mel Tucker	4	(5-7)	12	33.3					
Eddie Crowder	6	(5-1)	118	5.1	Brian Cabral	1	(1-0)	3	33.3					

- Karl Dorrell became CU’s third straight head coach to not have his team turn the ball over in his first game (vs. UCLA).
- Colorado has played **14** turnover-free games in its last **42**, easily the school-best for a span of that few number of games. And in 2017, it nearly had a fifth—an interception on a Hail Mary as time ran out at Arizona State was the lone turnover of that game.
- Post-World War II (dating back to 1946), Colorado has played **90** turnover-free games, owning a record of **59-27-4** in those games (**2-1** in bowls).
- Colorado played at least three turnover-free games in each of the last five seasons (2015-19), easily the longest streak in school history; the **18** games without a turnover over those five seasons are the most in any five-year span in school history, besting **12** mistake-free games from 1987-91.
- Colorado has now had at least one turnover-free game for 12 straight seasons (2010-21, **31** total), now the longest run in school annals: the Buffs had at least one for 10 straight years (1998-2007, **19** total); CU also had a run of nine consecutive seasons (1987-95, **22** total).

**ELEVEN HAVE DASHED 100 ... OR FURTHER**

In 2017 (Oct. 28), then-junior **DB Nick Fisher** joined a very exclusive club when he returned an interception 100 yards in the fourth quarter to close out CU’s 44-28 win over California. It was the 11th 100-yard play in CU history, the fourth interception return of that length. However, the NCAA seals returns at a 100-yard maximum; if it allowed returns to be scored like the NFL, counting end zone yardage, Fisher would have been credited with a 109-yard return (CU’s head statistician is also the Broncos’). It was the first 100-yard interception return since 1996, when **FS Steve Rosga** pulled it off against Oklahoma State (his would have been 105 yards). **ILB Marcus Burton** came close in 2005, when he picked one off at the half yard line and raced 99 yards for a score – at Oklahoma State.

**COLORADO / 100-YARD PLAYS****KICKOFF RETURNS**

Yards	Player, Opponent, Site, Date (*—opening kickoff of game)
100	Byron White vs. Denver at Denver, Nov. 26, 1936 (TD).
100	*Cliff Branch vs. Kansas in Boulder, Nov. 7, 1970 (TD).
100	*Billy Waddy vs. Kansas State in Boulder, Nov. 22, 1975 (TD).
100	Howard Ballage vs. Nebraska in Boulder, Oct. 21, 1978 (TD).
100	Walter Stanley vs. Oklahoma in Boulder, Oct. 4, 1980 (TD).
100	*Ben Kelly vs. Missouri in Boulder, Oct. 9, 1999 (TD).
100	Marques Mosley vs. Utah in Boulder, Nov. 23, 2012 (TD).

**INTERCEPTION RETURNS**

Yards	Player, Opponent, Site, Date
100	Dick Kearns vs. Denver at Denver, Nov. 24, 1938 (TD).
100	Johnny Zeigler vs. Colorado Mines in Boulder, Sept. 26, 1942 (TD).
100	Steve Rosga vs. Oklahoma State in Boulder, Oct. 12, 1996 (TD).
100	Nick Fisher vs. California in Boulder, Oct. 28, 2017 (TD).



**DID YOU SAY UTES?**

Stealing from *My Cousin Vinny* and the last Fred Gwynne's classic line, as of press time, Bowling Green conducted a survey on who is carrying the most freshmen on their rosters. They did the survey based on high schoolers that graduated either in the class of 2020 or the class of 2021 (so, not counting anyone from 2019 that did not lose a year of eligibility by playing four games or less).

School	Class of '20	Class of '21	Total
Navy	45	64	99
Northern Illinois	33	44	77
Bowling Green	44	27	71
Oregon	27	35	62
Colorado	14	45	59

**FATHER-SON SCORING**

When **WR Dimitri Stanley** scored the first touchdown (and points) of his career with his 13-yard TD reception in the fourth quarter, he joined his father Walter ('81) as the fourth father-son duo to score points for the Buffs (the list; year is the last season on the Buffs):

**Father:** Larry Brunson, 1971 (3 TDs)

**Son:** Matt Brunson, 2001 (2 TDs)

**Father:** Dick Anderson, 1967 (2 PATs)

**Son:** Blake Anderson, 1994 (1 TD)

**Father:** Marc Walters, 1986 (2 TDs)

**Son:** Ryan Walters, 2006 (1 TD)

**Father:** Walter Stanley, 1981 (5 TDs)

**Son:** Dimitri Stanley, 2019-20 (3 TDs)

**FATHER-SON "100"**

**WR Dimitri Stanley** recorded his first 100-yard career receiving game when he caught six balls for 126 yards and a TD in CU's 35-32 win over Stanford. His father, Walter, caught five passes for 222 yards and two scores in the 1981 season opener against Tech. The younger Stanley thus joined his dad as the only father-son duo in school history to record 100-yard receiving games. How common is that at the *same school* around the nation? Here's a look from a survey of other schools, as apparently it is fairly uncommon (number in parenthesis is the number of 100-yard games for each):

School	Father, Seasons (#)	Son, Seasons (#)
Colorado	Walter Stanley, 1980-81 (1)	Dimitri, 2019-20 (1)
Florida	Lee McGriff, 1972-74 (5)	Travis, 1995-98 (7)
Illinois	John Wright, Sr., 1965-67 (12)	John, Jr., 1988-91 (1)
Kentucky	Dicky Lyons, Sr., 1966-68 (1)	Dicky Jr., 2004-08 (3)
Stanford	Ed McCaffrey, 1987-90 (8)	Christian, 2014-16 (2)
UCLA	George Farmer, 1967-69 (2)	Danny, 1996-99 (11)
Wisconsin	Al Toon, 1982-84 (6)	Nick, 2008-11 (4)

► And be on the alert for a potential "**Brother-Brother 100.**" With freshman **La'Vontae Shenault** in the regular rotation at receiver (he caught his first three career balls for 60 yards at Stanford), his older brother **Laviska** had eight 100-yard receiving games for the Buffaloes. They would be the first brother-brother combo to do it if the younger Shenault has a 100-yard game.

**INSIDE-THE-20**

(FACT: CU invented charting the red zone in 1981 as "Penetrating the 20"; as in the NFL, the 20 is not in the red zone in its stats)

The Buffaloes, after going through a period where they had their frustrations once penetrating the opponent 20-yard line, has been very efficient over the last six-plus seasons in the stats' original name, "Scoring Percentage Inside-the-20." Dating back to the start of the 2014 season, Colorado is **253-of-299** in the "Red Zone" (**84.6** percent, **180** touchdowns/**73** field goals). In 2021, the Buffaloes are off to a great start, scoring **5-of-5** penetrations (all touchdowns). Here's a look at CU's best Red Zone performances on offense in its history; numbers were researched from 1953 to the present (*bowl games not included*):

**RED ZONE OFFENSE** (minimum 30 penetrations of the 20)

Season	Scores	(TD, FG)	TD Pct.	Pct.	Season	Scores	(TD, FG)	TD Pct.	Pct.
1985	29-of-32	(22, 7)	75.9	90.6	1969	29-of-34	(22, 7)	75.9	85.3
1994	48-of-53	(40, 8)	83.3	90.6	2003	32-of-38	(28, 4)	87.5	84.2
1997	35-of-39	(25,10)	71.4	89.7	2017	37-of-44	(25,12)	67.6	84.1
2016	51-of-57	(37,14)	72.5	89.5	1993	40-of-48	(28,12)	70.0	83.3
2014	40-of-45	(29,11)	72.5	88.9	1995	43-of-52	(33,10)	76.7	82.7
1988	37-of-42	(30, 7)	81.1	88.1	<b>2021</b>	<b>5-of-5</b>	<b>( 5, 0)</b>	<b>100.0</b>	<b>100.0</b>
1989	50-of-57	(42, 8)	84.0	87.7	2020	17-of-18	(14, 3)	77.8	94.4
2019	30-of-35	(23, 7)	76.7	85.7					

**STIFLE, EDITH! (I'm so 70s).** Since losing in Lincoln on Nov. 12, 1988 against Nebraska by a 7-0 score, the Buffaloes have won **75** straight games when holding the opponent to 13 points or less. CU has won **29** in a row when the enemy has scored 14 or fewer (since a 14-13 setback at Georgia in 2006); and have won **24** straight when the opponent has been held to 17 or fewer points (dating to a 17-10 loss at Iowa State in 2009, Colorado's last loss at home when allowing 13 points or less was the 1987 season opener against Oregon, when the Ducks left Boulder with a 10-7 win).

**FUN FOUR FACT.** Four schools can boast that they have won a national championship in football, have had a Heisman Trophy winner, a U.S. Supreme Court Justice and at least one man that either walked on the Moon or traveled there to and from. Those are **Colorado**, Michigan, Texas and Army-West Point. For CU, that would be **Rashaan Salaam** (Heisman), **Byron White** (Supreme Court) and Apollo command module pilots **Jack Swigert** (Apollo 13) and **Stuart Roosa** (Apollo 14). Other schools that would join the above with at least one astronaut (who was not on an Apollo mission) include California, Navy, Stanford and Wisconsin.

**CARRY OUT TO FIVE:** Throw in a U.S. Open (golf) winner, and the only schools with all five are CU (**Hale Irwin**, **Steve Jones**) and Texas.

**COLORADO BY THE NUMBERS IN 2021**

- 0** The number of drives the opponent has started in Colorado territory in 2021 (out of **10** possessions);
- 0-7-2** The Buffs record in Pac-12 road “doubleheaders” (road games in back-to-back weeks: no sweeps, two splits, swept six times); have Cal-Oregon in 2021;
- 2-4-2** The Buffs record in Pac-12 home “doubleheaders” (two sweeps—WSU and Utah in 2016 and Stanford and Washington this year; two splits, swept four times);
- 4** The number of different NFL teams that have scouted the Buffaloes on game days in 2020;
- VI** Ralphie VI made her long awaited debut, after 2020 marked the first year dating back to 1967 that a Ralphie did not lead the team out on the field;
- 12** The Buffaloes have had at least one turnover-free game for the last 11 seasons, the longest run in school history (CU had none vs. Northern Colorado);
- 16** The number of players who have made their debut in CU uniform this season;
- 20-6** Colorado’s non-conference record dating back to the start of the 2013 season (includes Pac-12 title game two Alamo Bowl losses; **20-3** regular season);
- 23** The number of fumbles by CU tailbacks (on offense) in **93** games from 2013-21 (**2,653** carries; **0** this year in **40**; **8** in the last **1,182**);
- 29-2** CU’s record in season openers since 1967 when scoring first;
- 36.9** The third down efficiency of opponents against Colorado in the state’s borders since the ‘09 opener (**423-of-1,146**);
- 39.1** The opponents’ combined percentage on third down inside-the-CU 20 (**116-of-297**) in the last 124 games (dating to 2008; **1-of-1** this year);
- 38-of-57** The abnormal number of coin tosses CU has won dating back to the ‘16 opener (**66.7%**; **1-of-1** this year; CU was 13-of-14 in ‘16);
- 65.9** Colorado’s third down efficiency on 3rd-&-4 or less the last three seasons (**203-of-308**; 3-of-3 this season/100.0; on 3rd-&-1: **82-of-106**);
- 100.0** CU’s scoring percentage inside-the-20 (**Red Zone**), scoring **5 of 5** times (**5** touchdowns); **22 of 23** times dating back to 2020 (**19** TDs);
- 321** The number of all-time wins Colorado has recorded at Folsom Field since it opened on Oct. 11, 1924 (**409** overall at all home venues);
- 715** The number of all-time wins by Colorado, as the Buffaloes became the 25th school to win 700 games.
- 11,537** The number of students scanned into the opener against Northern Colorado, the most since ticket officials started scanning students for admittance.

**COLORADO BY THE NUMBERS IN 2020**

- 00,00** CU shutout the opponent in back-to-back second halves (SDSU, Arizona) for the first time 2002 (Baylor, Texas Tech).
- 1:38 (a.m.)** The time Colorado returned to the Champions Center on campus from its road victory at Arizona;
- 3:24** The average length of CU’s games in 2020 (the quickest—at Arizona, **3:09**; the longest—UCLA, **3:41**). The average in 2019: **3:14**;
- 4th** Karl Dorrell became the fourth coach since 1932 to win his debut at the reins of the CU program with the Buffs’ 48-42 win over UCLA;
- 5** The number of regular season games played in 2020, the fewest since 1918 (when CU went 2-3, also the year of the last major U.S. pandemic);
- 5-5** Colorado’s record in Pac-12 Conference openers, including this year’s 34-31 win at Arizona State (**3-1** on the road);
- 8** The number of drives the opponent has started in Colorado territory in 2020 (out of **69** possessions, only three scores (2 FG/1 TD));
- 8th** Time since league players-of-the-week started being selected (in 1963), CU had both offensive (**QB Sam Noyer**) and defensive (**ILB Nate Landman**) vs. Stanford;
- 11** The number of regular season Pac-12 games that were cancelled due to COVID-19 issues (affecting **11** of the **12** schools—all but Oregon State);
- 12.8** The percentage of plays (**243 of 1,902**) that CU seniors played on the offensive line in 2020 (regular season; all by senior OG/C **Kary Kutsch**);
- 13** The number of true freshmen the Buffs played in 2020 (**7** offense/**5** defense/**1** specialist);
- 14** The number of times CU ran at least one play in UCLA territory (out of 16 possessions) in the season opener;
- 17** The number of quarters CU has scored in 2020, including the first 12 of the year;
- 17** Colorado was one 17 schools entering 2020 that didn’t have a quarterback on its roster that had made a previous start;
- 18-22** San Diego State ran **18** plays in plus territory for a net **22** yards, and never penetrated CU’s 20 (red zone).
- 27** Karl Dorrell was named the 27th head coach in Colorado history on February 23, 2020 (only Bill McCartney was named later, on June 9, 1982);
- 31** The number of games decided by one score (8 points or less) that CU has been involved in over the last seven seasons (nine of the last 15 games);
- 31** The number of Colorado games played in less than three hours since 1990 (out of **372** games; last: 2:59 versus Stanford on Nov. 9, 2019);
- 35** The number of points Colorado scored in the first half in the season opener against UCLA, its most in a first half dating back to at least 1923;
- 35+** The number of points Colorado scored in its first two games, the 17th time it has done so in school history and fourth time this century (2005-13-16-20).
- 38** The average yardline CU has made its 17 punts from (about 6 yards higher than last year and 10-12 above the usual average);
- 45<** The time in hours between when CU found out the USC game was canceled (7 p.m. on Thurs., Nov. 26) and kickoff with San Diego State (3:37 on Sat., Nov. 28);
- 47-1** Colorado’s all-time record when holding the opponent to under 100 yards in both rushing and passing (SDSU had 79 and 76, respectively);
- 50.0** The average temperature at kickoff for CU’s four games thus far in 2020 (compared to **63.3** for 12 games in 2019);
- 63** The number of days the start of CU’s 2020 season was delayed due to the COVID-19 pandemic (Sept. 5 to Nov. 7);
- 129** The number of yards gained by opponent running backs in the first three games of 2020 (on **45** carries; Arizona’s two carried 29 times for 239);
- 189:37** The time Colorado was in the lead in 2020, or **79** percent of the time;
- 240** The number of touches the Buffaloes had this season before committing its first fumble (on a center snap; included 161 scrimmage plays);
- 342** The number of days between CU’s final game in 2019 and its first game in 2020 (Nov. 30 – Nov. 7);
- 554** The attendance at CU’s opener against UCLA (limited due to COVID-19); likely the lowest figure since **Teddy Roosevelt** was president (1901-1909).

**AND 2019 LEFTOVERS COLORADO BY THE NUMBERS IN 2019**

- 8** The number of fourth quarter sacks by the Buffs in 12 games (double the number of four in the quarter in all of 2018);
- 16** The number of solo (and total) tackles **ILB Nate Landman** had at Oregon, tied for the fifth-most unassisted in a game in CU history;
- 17-14** The first half scoring edge for CU against USC; the Trojans had outscored the Buffs **180-47** in the eight previous first halves;
- 19** The number of possessions the opponent started in CU territory (out of **144**; 12 led to scores: 9 TDs/3 FG).
- 65.9** The opponents’ TD percentage on drives inside-the-20 (red zone) against CU (**27** TDs/**41** trips; **8** field goals, **6** non-scores);

**LITTLE KNOWN RARITY**

In CU history, the Buffaloes have had a 100-yard rusher and receiver in the same game on **49** occasions (**38-11** when this occurs). Since CU joined the Pac-12 in 2011, it has occurred **19** times overall (once each in 2011, 2012, 2013, 2014, 2015, 2019 and now 2020; four times in 2016, thrice in 2017 and four times in 2018). In 2001, the first time the same player had 100 yards in both in the same game at Colorado occurred when **TB Cortlen Johnson** had 172 rushing and 105 receiving at Iowa State. *The full list can be found on page 178 of the 2021 CU Media Guide.*

**2021 SENIORS / "SUPER" JUNIORS (13)**

Player	Pos.	Ht.	Wt.	Cl.	Exp.	Hometown (High School/Previous College)	Major (Minor)	Grad Status
APPLETON II, Curtis	S	6- 1	180	Jr.-2	2L	Englewood, Colo. (Cherry Creek/Washburn)	Sociology	Dec. '21
ARIAS, Daniel	WR	6- 4	205	Jr.-2	3L	Mill Creek, Wash. (Henry M. Jackson)	Strategic Communication (Communication)	May '22
FONTENOT, Alex	TB	6- 0	205	Jr.-2	2L	Richmond, Texas (George Ranch)	Sociology (Atmospheric & Oceanic Studies)	Dec. '21
JACKSON, Justin	DL	6- 2	280	Jr.-2	1L	Olive Branch, Miss. (Center Hill/Northwest Mississippi CC)	Sociology	Aug. '22
*JOHNSON, Mustafa	DL	6- 2	290	Sr.-2	3L	Turlock, Calif. (Turlock/Modesto JC)	Sociology	Dec. '21
JORDAN, Janaz	DL	6- 4	305	Jr.-2	2L	Hampton, Va. (Bethel/Hinds Community College)	Ethnic Studies	Dec. '21
*LANDMAN, Nate	ILB	6- 3	235	Sr.-2	4L	Danville, Calif. (Monte Vista)	Business: Management & Marketing	Dec. '21
LANG, Terrance	DL	6- 7	285	Jr.-2	3L	Pomona, Calif. (Maranatha)	Sociology	May '22
LYLE, Anthony	S	6- 0	190	Jr.-2	1L	Lafayette, Colo. (Legacy/Eastern Michigan)	Economics	May '22
LYNCH, Matt	TE	6- 5	245	Gr.-2	1L	Broomfield, Colo. (Legacy/UCLA)	Graduate Studies	Dec. '21
LYTLE, Chance	OL	6- 7	340	Jr.-2	3L	San Antonio, Texas (Churchill)	Music & Voice Performance	Dec. '21
THOMAS, Guy	OLB	6- 4	230	Jr.-2	1L	Miami, Fla. (Booker T. Washington/Nebraska/Coahoma CC)	Communication	Dec. '21
WATTS, Josh	P	6- 4	200	Jr.-2	1L	Hobart, Tasmania AUSTRALIA (Guilford Young/Deakin University)	Economics	May '22

(\*—fifth-year senior)

**2021 GRADUATES (15)**

Player	Pos.	Ht.	Wt.	Cl.	Exp.	Hometown (High School/Previous College)	Degree	Graduate Major/Program
*BARNES, Robert	ILB	6- 2	230	Gr.	TR	Southlake, Texas (Carroll/Oklahoma)	Communication (Oklahoma/Dec. '20)	GC-Supply Chain Foundations
DOSS, Jeremiah	DL	6- 4	265	Sr.-2	2L	Jackson, Miss. (Northwest Rankin/Hinds CC)	Ethnic Studies (Aug. '21)	Additional undergraduate courses
JACKSON, Jaylon	WR	5-10	180	Jr.-2	3L	Cedar Hill, Texas (Cedar Hill)	Communication (May '21)	Additional undergraduate courses
KUTSCH, Kary	OL	6- 5	310	Sr.-2	3L	Redding, Calif. (Shasta/Butte College)	Sociology (Aug. '21)	MS-Organizational Leadership
*LAMB, Jack	ILB	6- 4	220	Gr.	TR	Temecula, Calif. (Great Oak/Notre Dame)	Business/Finance (Notre Dame/May '21)	MS-Supply Chain Management
LEWIS, Isaiah	S	6- 0	205	Jr.-2	3L	Granite Bay, Calif. (Granite Bay)	Communication (Dec. '20)	MS-Organizational Leadership
*LYNCH, Matt	TE	6- 5	245	Gr.-2	1L	Broomfield, Colo. (Legacy/UCLA)	Sociology (UCLA/May '20)	MS-Organizational Leadership
MAGRI, Nico	TE	6- 3	280	Jr.-2	3L	Lafayette, Colo., (Monarch)	Business/Management & Finance (May '21)	MS-Organizational Leadership
MILLER, Chris	S	6- 0	190	Jr.-2	3L	Denton, Texas (Denton)	Strategic Communication (May '21)	GC-Cybersecurity
POPLAWSKI, Jared	TE	6- 4	240	Jr.-2	1L	Scottsdale, Ariz. (Saguaro)	Communication (Aug. '21)	Additional undergraduate courses
PURSELL, Colby	OL	6- 4	305	Jr.-2	3L	Valencia, Calif. (Hart)	Ecology/Environmental Biology (Dec. '20)	MS-Organizational Leadership
RUSSELL, Brady	TE	6- 3	255	Jr.-2	3L	Fort Collins, Colo. (Fossil Ridge)	Strategic Communication (May '21)	MS-Organizational Leadership
VAN DIEST, Jonathan	ILB	6- 1	230	Jr.-2	3L	Louisville, Colo. (Cherry Creek)	Business/Management (Dec. '20)	MS-Organizational Leadership
WELLS, Carson	OLB	6- 4	250	Jr.-2	3L	Bushnell, Fla. (South Sumter)	Business/Accounting & Finance (May '21)	MS-Organizational Leadership
*WRAY, Max	OL	6- 7	285	So.-3	TR	Franklin, Tenn. (Franklin/Ohio State)	Communication (Ohio State/May '21)	MS-Organizational Leadership

\*—graduate transfers from other programs; GC—Graduate Certificate Program. There are 3,284 graduates playing across all divisions of NCAA/NAIA football this fall.

**GRADUATION REVIEW**

(Through August 2021) Over the last 20 years, Colorado has had **358** of its **393** seniors graduate, translating to **91.1** percent in this time frame (including 17 of the 20 seniors in 2019); these are the 2001-2020 senior classes, including those players who received medicals. Over the last 13 years, 243 of the last 263 have graduated (**92.4%**), with 10 of those 20 either playing in the NFL or attempting to do so and haven't yet been able to complete their requirements. NCAA numbers will not match these (it doesn't allow a school to count transfers who graduate, but it does count against a school if it had a player transfer; it also does not count walk-ons). It is one of the reasons the numbers are skewed to be lower than they really are, especially at tougher academic schools like Colorado and its Pac-12 brethren. **TEAM GRADE POINT AVERAGE:** The team's **2.794** cumulative grade point average through the Spring 2021 semester is its highest on record (data collected since 1996); the team has 21 straight semesters over a 2.5. Its spring semester ('21) GPA of **2.8514** is also an all-time non-COVID best.

**100+ RETURN YARDS NOT THAT COMMON**

Often lost in all the conversation about total offense and defense are return yards – but they often swing a game. In 2017, CU owned a **396-234** edge, and had two games with 100-plus return yards (116-9 versus Texas State and 126-5 against Cal). CU's had just **five** games since 2002 with over 100 return yards in a game (and have had two in the same season just that once since 2002; the last time with three was 2001). In 2016, CU had **175** against UCLA in its 20-10 win, and they played a huge role, accounting for one touchdown via punt return and setting up CU's lone offensive score via an interception return. It was the most return yards by the Buffs since Oct. 26, 2002, when they had **183** in a 37-13 win over Texas Tech (125 interception, 44 punt, 14 fumble). The other two games with 100-plus came in 2008 against Eastern Washington (135) and in 2013 against Central Arkansas (125).

► In 2018, CU had an overall edge of **372-275**, which included **87-0** against CSU and **32-(-2)** at Nebraska.

► For the ultimate example of how rare 100 return yards can be, look no further than CU's game at UCLA in 2017. The Buffs held the edge in return yardage ... **1-0**. There were no punt or fumble returns, no miscellaneous returns, and the only yard game on the lone interception and return of the game. And then against Arizona, the Wildcats had a **6-0** edge (a single punt return). Through 11 games in 2019, CU had not allowed a non-offensive score; but Utah's punt return score in the finale prevented the Buffaloes not allowing an opponent to record at least one touchdown by a return since 2006 (and it shouldn't have counted; a blatant block in the back went unnoticed).

► In 2020, the opponents hold a slight edge, **213-179**, with the bulk of the yards coming on an 81-yard punt return (CU) and a 57-yard interception runback (SDSU).

**99 IS SO NICE**

Colorado scored for the seventh time in its history on a 99-yard drive to close out the scoring in the 2015 Arizona State game. **TB Christian Powell** started it with a 42-yard burst from the CU 1, and a Sefo Liufau-to-Nelson Spruce touchdown pass covering 31 yards ended the seven play march over a gassed ASU defense. CU covered the 99 yards in the third fewest plays of the seven, and it was just the second to occur in Boulder:

99—vs. Northwestern at Evanston, Sept. 29, 1951 (6 plays)

99—vs. Oklahoma at Norman, Oct. 19, 1991 (8 plays)

99—vs. Arizona State in Boulder, Sept. 13, 2014 (7 plays)

99—vs. Miami, Fla., at Miami, Oct. 13, 1961 (21 plays)

99—vs. Oklahoma at Norman, Oct. 19, 1991 (14 plays)

99—vs. Iowa State in Boulder, Oct. 29, 1988 (8 plays)

99—vs. Oklahoma State at Stillwater, Oct. 27, 2001 (5 plays)





**2021 PARTICIPATION CHART**

The participation chart for the 2021 Colorado Buffaloes; KEY: **\$**—started; **✓**—played; **DNP**—dressed, but did not play; **INJ**—injured/illness; **SSP**—suspended; (—)—denotes did not dress; ●—saw first action as a Buffalo in 2021:

Player	UNC A&M	MIN	ASU	USC	UA	CAL	UO	OSU	Ucla	UW	UU
AMAYA	—										
ANDERSON	—										
APPLETON	✓										
ARIAS	\$										
BARNES	DNP										
BAUGH	—										
● BECKER	✓										
BEDELL	✓										
BETHEL	✓										
BLACKMON	\$										
BROUSSARD	\$										
CARPENTER	—										
● CARTER	✓										
● CHRIST-LICHTNHN	✓										
CLAYTON	✓										
DAHLKE	—										
DAVIS	✓										
DEITCHMAN, J.	DNP										
DEITCHMAN, T.	—										
DEMPSEY	—										
DUBAR	DNP										
FAURIA	DNP										
FENSKE	INJ										
FILLIP	INJ										
FINNESETH	—										
FONTENOT	✓										
GONZALEZ	\$										
GRANT	DNP										
GUSTAV	✓										
HAM	✓										
HARPER	—										
● HARRISON	✓										
HESTERA	—										
HUBBARD	DNP										
JACKSON, Ja.	✓										
JACKSON, Ju.	✓										
JACOBSEN	—										
JOHNSON, A.	✓										
JOHNSON, M.	—										
JORDAN	✓										
JYNES	✓										
KUTSCH	\$										
● LAMB	✓										
LANDMAN	\$										
LANG	\$										
LEE	✓										
LEMONIOUS-CRAIG	✓										
LEWIS, B.	\$										
LEWIS, I.	\$										
LYLE	✓										
LYNCH	✓										
LYTLE	\$										
MACIAS	DNP										
MADDOX	—										
● MAEA	✓										
MAGALEI	DNP										
MAGRI	✓										
MARTIN	DNP										
MILLER, C.	\$										
MILLER, K.	—										
MONTGOMERY	✓										

Player	UNC A&M	MIN	ASU	USC	UA	CAL	UO	OSU	Ucla	UW	UU
● MOORE	✓										
MOTT	—										
MURRAY	—										
NOTARAINNI	—										
OFFERDAHL	DNP										
● OLIVER	✓										
OLSEN	—										
ORTEGA	—										
PASSARELLO	—										
PELL	✓										
● PENRY	✓										
PERRY, M.	\$										
PERRY, Q.	\$										
PITTMAN	—										
POPLAWSKI	✓										
PRICE	DNP										
PURSELL	\$										
RAY	\$										
● REED	✓										
REZNIK	—										
RICE	\$										
ROBINSON, R.	✓										
● ROBINSON, T.	✓										
RODDICK	✓										
RODMAN	\$										
RUSSELL	\$										
SAMI	\$										
SCHMANSKI	✓										
SEAVALL	—										
SHENAULT	✓										
● SIMON	✓										
SMITH, A.	—										
SMITH, D.	✓										
STACKS	✓										
STANLEY	\$										
STEWART	—										
STRIKER	INJ										
SURPRENANT	—										
● TAYLOR	✓										
THOMAS	✓										
TOLL	DNP										
TURNBULL	—										
VAN DIEST	✓										
WAGNER	—										
WARCHUCK	DNP										
WATTS	✓										
WEIHER	—										
WELLS	\$										
WILEY	\$										
WILLIAMS, A.	INJ										
WILLIAMS, M.	INJ										
● WILLIAMS, R.	✓										
WILLIS	DNP										
● WOODS	✓										
WOOLVERTON	DNP										
● WRAY	✓										
DRESSED	83										
PLAYED	68										

Injured/Season: Bell, Doss, Shrout.

**16 PLAYERS SAW FIRST CU ACTION AGAINST UNC**

A total of **16** players saw their first action in a CU uniform against Northern Colorado (17 did so against UCLA in 2020; the record in an opener of 34 was set in 2018). Here is the breakdown by class of those players (\*—mainly special teams duty):

**TRUE FRESHMEN (10):** PK \*Cole Becker, QB Drew Carter, LB Zephaniah Maea, CB Kaylin Moore, WR Chase Penry, CB Nikko Reed, WR Ty Robinson, CB Tyrin Taylor, DL Ryan Williams, S Trevor Woods.

**REDSHIRT FROSH (4):** OT Gerad Christian-Lichtenhan, WR \*Michael Harrison, S Trustin Oliver, DL Jayden Simon.

**SOPHOMORES (1):** OT Max Wray.

**GRADUATE TRANSFERS (1):** ILB Jack Lamb.

Recent counts: **28** (2020), **32** (2019), **45** (2018), **25** (2017), **23** (2016), **35** (2015), **26** (2014), **18** (2013), **26** (2012), **33** (2011), **26** (2010).

**HEAD COACH KARL DORRELL**

**Karl Dorrell** is in his second season as the head coach at Colorado, and his seventh as a head coach on the collegiate level; he was named CU's 27th full-time coach on February 23, 2020: he is **5-2** at Colorado and owns an overall **40-29** record. A truly veteran coach with a pedigree second to none, he started as a graduate assistant at his alma mater (UCLA) in 1988 and has spent the last 33 seasons coaching football, with a little more in college (19 years) than in the National Football League (14). He joined the Buffaloes from the Miami Dolphins, where he coached the wide receivers in 2019 and had just been promoted to assistant head coach, but Dorrell was no stranger to Colorado and Boulder. **Bill McCartney** hired him ahead of the 1992 season as CU's receivers coach, his first Division I-A/FBS job; he left CU for one year at Arizona State in 1994, but when **Rick Neuheisel** was named head coach after McCartney retired, he returned for his second stint at the school, this time as offensive coordinator, receivers and quarterbacks coach for the 1995-98 seasons until he accompanied Neuheisel to the University of Washington in 1999. The lure of the state of Colorado brought him back a third time, in this instance as the wide receivers coach for the Denver Broncos for the 2000, 2001 and 2002 seasons until his alma mater came calling and named him its head coach. He was 35-27 in five seasons at UCLA (2003-07), and would then go on to spend 12 of the next 13 years in the NFL.



	Overall	Home	Road	Neutral	2nd Half	Ranked	Unranked	Non-league	League	Bowls
<b>Dorrell at Colorado.....</b>	<b>5-2</b>	<b>3-1</b>	<b>2-0</b>	<b>0-1</b>	<b>1-2</b>	<b>0-1</b>	<b>5-1</b>	<b>2-1</b>	<b>3-1</b>	<b>0-1</b>
<b>Dorrell / Career.....</b>	<b>40-29</b>	<b>27-8</b>	<b>12-17</b>	<b>1-4</b>	<b>14-21</b>	<b>6-14</b>	<b>34-15</b>	<b>13-10</b>	<b>27-19</b>	<b>1-4</b>

**COLORADO STREAKS:** 2-game plus wins, 2-game plus losses: **1, 1**. 3-game plus wins, 3-game plus losses: **1, 0**. 4-game plus wins, 4-game plus losses: **1, 0**. 5-game plus wins, 5-game plus losses: **0, 0**. 6-game plus wins, 6-game plus losses: **0, 0**. Longest winning streak: **0**. Longest losing streak: **0**.

**DORRELL / COACHING EXPERIENCE**

<b>1988</b>	UCLA	Graduate Assistant (offense)	<b>2000-02</b>	Denver (NFL)	Receivers
<b>1989</b>	Central Florida	Receivers	<b>2003-07</b>	UCLA	Head Coach
<b>1990-91</b>	Northern Arizona	Offensive Coordinator/Receivers	<b>2008-10</b>	Miami (NFL)	Receivers
<b>1992-93</b>	Colorado	Receivers	<b>2011</b>	Miami (NFL)	Quarterbacks
<b>1994</b>	Arizona State	Passing Game Coordinator/Receivers	<b>2012-13</b>	Houston (NFL)	Quarterbacks
<b>1995-97</b>	Colorado	Offensive Coordinator/Receivers	<b>2014</b>	Vanderbilt	Offensive Coordinator/Quarterbacks
<b>1998</b>	Colorado	Offensive Coordinator/Quarterbacks/Receivers	<b>2015-18</b>	New York Jets (NFL)	Receivers
<b>1999</b>	Washington	Offensive Coordinator/Receivers	<b>2019</b>	Miami (NFL)	Receivers (promoted to Asst. Head Coach for 2020)

- ◆ Dorrell, 57, has coached in a total of **435** football games in his career (**69** as a collegiate head coach; **106** as a Division I assistant for **175** total in NCAA Division I/FBS; **22** as an I-AA/FCS assistant and **10** in Division II); plus **228** as an assistant in the NFL (224 regular season, four playoff).
- ◆ He has coached in nine bowl (1993 Fiesta, 1993 Aloha, 1996 Cotton, 1999 Holiday, 2003 Silicon Valley, 2004 Las Vegas, 2005 Sun, 2006 Emerald, 2020 Alamo).
- ◆ The **2020 Pac-12 Coach of the Year**, he was previously the co-coach of the year in 2005 when he was in his third year at UCLA (with USC's Pete Carroll).
- ◆ In his two previous stints at Colorado, the Buffaloes were 50-19-2 (17-5-2 under Bill McCartney, 1992-93; 33-14 under Rick Neuheisel, 1995-98).
- ◆ He is the third African-American head football coach at Colorado, as **Jon Embree** headed the program in 2011-12 and Mel Tucker (2019). He is one of four in the Pac-12: **David Shaw** (10th year at Stanford), **Herm Edwards** (third season at Arizona State) and **Jimmy Lake** (first-year at Washington).
- ◆ How much did Dorrell and his family love Colorado? They had a house built here in nearby Lafayette as he decided that when his coaching days were over, they wanted to retire to the state. Thus, this is definitely his dream job and he was actually headed to town for a few days prior to planning to attend the 2020 NFL Combine when he got the call from athletic director **Rick George** about interviewing for the vacant head coaching position.
- ◆ In his first two stints at Colorado, he coached three All-Americans (**Michael Westbrook** in 1992, **Charles Johnson** in 1993, **Rae Carruth** in 1996), \_\_\_ All-Conference (Big 8 or Big 12) performers on various levels (receivers Westbrook, Johnson, Carruth, **Phil Savoy** all first-team, along with **Darrin Chiaverini**, **Javon Green** and **James Kidd** and quarterback Mike Moschetti). Johnson, Westbrook and Carruth were all first round NFL draft picks.
- ◆ Dorrell is not the first to be hired as the head coach at Colorado who previously was an assistant coach at the school; in fact, he is the fifth. He joins an impressive list of those who spent time in Boulder as an assistant before being named head coach: **Frank Potts** (assistant for the 1927-39, 1941-43 and 1946-47 seasons), **Rick Neuheisel** (1994), **Gary Barnett** (1984-91) and **Jon Embree** (1993-2002). Dorrell joined the Buffs the season after Barnett was named head coach at Northwestern, and Neuheisel actually had replaced Dorrell on the Colorado staff under **Bill McCartney**.
- ◆ Dorrell is also the third CU coach to take over the program after signing day: **Chuck Fairbanks** arrived in Boulder on April 4, 1979 after a lengthy court battle with the New England Patriots to release him from their contract, and McCartney was hired on June 9, 1982 after Fairbanks left to coach New Jersey in the fledgling United States Football League (USFL).
- ◆ Dorrell was the seventh Colorado head coach to have their debut at the reins of the program televised nationally (ESPN2), as he joined **Chuck Fairbanks** (ESPN; 1979 vs. Oregon), **Rick Neuheisel** (ABC; 1995 at Wisconsin), **Gary Barnett** (FOX; 1999, Colorado State in Denver), **Jon Embree** (ESPN2; 2011 at Hawai'i), **Mike MacIntyre** (CBS-SN; 2013, Colorado State in Denver) and **Mel Tucker** (ESPN; 2019, Colorado State in Denver).
- ◆ A 1986 graduate of UCLA, earning his bachelor's degree in Psychology, also earning a minor in Business Administration. A member of **Terry Donahue's** seventh recruiting class at UCLA, he lettered four years at wide receiver for the Bruins (and actually played a game against CU in Boulder in 1982; he caught one pass for 23 yards from **Rick Neuheisel**). He played his entire Bruin career for Donahue, who would coach UCLA for 20 seasons (1976-95).
- ◆ **CONTRACT.** Dorrell was officially named CU's 27th full-time head coach on Feb. 23, 2020, and signed a 5-year contract worth \$18 million overall (\$500,000 base; \$1.2 million radio/TV income & public appearances; \$1.2 million with promotions and fundraising income), plus various annual incentives that add to \$300,000. The radio/TV income and promotion/fundraising components will increase annually by \$100,000; thus \$3.2 million for the first year, \$3.4 for the second, etc., not including additional income from any of several incentive components. The contract runs through Dec. 31, 2024.
- ◆ **Dorrell** is not a voter for the 2020 *USA Today*/ESPN Coaches poll; coaches are selected by a random draw. CU's head coach voted every season from 1987-2009, and the Buffalo coach has had a vote now for the 29 of the last 34 seasons.



**HEAD COACH KARL DORRELL continued****Karl Dorrell Year-By-Year Coaching Record**

Season	School	Overall					Conference					Finish/Conf.
		W	L	Pct.	Pts	Opp	W	L	Pct.	Pts	Opp	
2003	UCLA.....	6	7	.462	248	305	4	4	.500	175	200	t-5th / Pacific 10
2004	UCLA.....	6	6	.500	361	309	4	4	.500	252	227	t-5th / Pacific 10
2005	UCLA.....	10	2	.833	469	410	6	2	.750	271	306	3rd / Pacific 10
2006	UCLA.....	7	6	.417	299	259	5	4	.556	198	169	4th / Pacific 10
2007	UCLA.....	6	6	.417	275	273	5	4	.556	236	192	t-4th / Pacific 10
2020	Colorado .....	5	2	.714	206	190	3	1	.750	128	125	2nd / Pac-12 South
<b>Career Totals .....</b>		<b>40</b>	<b>29</b>	<b>.579</b>	<b>1858</b>	<b>1746</b>	<b>27</b>	<b>19</b>	<b>.587</b>	<b>1260</b>	<b>1219</b>	
As a GA at UCLA (Pacific 10; 1 season, 1988) ..... 10- 2 1 bowl (1-0) As an assistant with Denver (NFL, 3 seasons, 2000-02)..... 28-20 (0-1 playoffs)												
As an assistant at Central Florida (Ind.; 1 season, 1989) ..... 7- 3 As head coach at UCLA (Pacific 10, 5 seasons, 2003-07) ..... 35-27 4 bowl (1-3)												
As an assistant at Northern Arizona (Big Sky; 2 seasons, 1990-91) ..... 8-14 As an assistant at Miami (NFL, 4 seasons, 2008-11)..... 31-33 (0-1 playoffs)												
As an assistant at Colorado (Big 8; 2 seasons, 1992-93) ..... 17-5-1 2 bowl (1-1) As an assistant at Houston (NFL, 2 seasons, 2012-13)..... 14-18 (1-1 playoffs)												
As an assistant with Arizona State (Pacific 10; 1 season, 1994).... 3- 8 As an assistant at Vanderbilt (SEC, 1 season, 2014)..... 3- 9												
As an assistant with Colorado (Big 8/12; 4 seasons, 1995-98) ..... 33-14 3 bowl (3-0) As an assistant at N.Y. Jets (NFL, 4 seasons, 2015-18) ..... 24-40												
As an assistant at Washington (Pacific 10; 1 season, 1999) ..... 7- 5 1 bowl (0-1) As an assistant at Miami (NFL, 1 season, 2019)..... 5-11												

**COLORADO SUPERLATIVES UNDER KARL DORRELL**

The home (listed first) and road/neutral bests in the Karl Dorrell Era at Colorado (2020-present; \*—denotes school record):

MOST FIRST DOWNS		MOST TOTAL OFFENSE		FEWEST FIRST DOWNS ALLOWED		LEAST TOTAL OFFENSE ALLOWED	
26 UCLA	Nov. 7, 2020	525 UCLA	Nov. 7, 2020	10 San Diego State	Nov. 28, 2020	155 San Diego State	Nov. 28, 2020
22 at Stanford	Nov. 14, 2020	499 at Arizona	Dec. 54, 2020	23 at Arizona	Dec. 5, 2020	397 at Stanford	Nov. 14, 2020
MOST RUSHING YARDS		MOST POINTS		FEWEST RUSHING YARDS ALLOWED		FEWEST POINTS ALLOWED	
281 Northern Colorado	Sept. 3, 2021	48 UCLA	Nov. 7, 2020	20 Northern Colorado	Sept. 3, 2021	7 Northern Colorado	Sept. 3, 2021
407 at Arizona	Dec. 54, 2020	35 at Stanford	Nov. 14, 2020	70 at Stanford	Nov. 14, 2020	13 at Arizona	Dec. 5, 2020
MOST PASSING YARDS		MOST TIME OF POSSESSION		FEWEST PASSING YARDS ALLOWED		MOST TURNOVERS FORCED	
267 Utah	Dec. 12, 2020	39:31 UCLA	Nov. 7, 2020	76 San Diego State	Nov. 28, 2020	4 UCLA	Nov. 7, 2020
255 at Stanford	Nov. 14, 2020	30:58 Texas (Alamo)	Dec. 29, 2020	154 at Arizona	Dec. 5, 2020	1 on two occasions	
MOST OFFENSIVE PLAYS		LONGEST SCORING DRIVE (TD; Yards)		FEWEST OFFENSIVE PLAYS ALLOWED			
92 UCLA	Nov. 7, 2020	90 on 2 occasions (Utah '20, UNC '21)		59 San Diego State	Nov. 28, 2020		
79 Texas (Alamo)	Dec. 29, 2020	95 at Arizona	Dec. 5, 2020	68 Texas (Alamo)	Dec. 29, 2020		

**KARL DORRELL VERSUS THE NATION**

School	W	L	Pts	Opp	School	W	L	Pts	Opp	School	W	L	Pts	Opp
Arizona .....	4	2	153	144	Northwestern .....	1	0	50	38	Stanford .....	5	1	176	97
Arizona State .....	3	2	151	132	Notre Dame .....	0	2	23	40	Texas .....	0	1	23	55
Brigham Young .....	1	0	27	17	Oklahoma .....	1	1	65	83	Texas A&M .....	0	0	0	0
California .....	3	2	152	164	Oklahoma State .....	0	1	20	31	UCLA .....	1	0	48	42
Colorado .....	0	1	14	16	Oregon .....	2	2	83	87	Utah .....	1	2	58	92
Florida State .....	0	1	27	44	Oregon State .....	3	0	116	49	Washington .....	4	1	167	124
Fresno State .....	0	1	9	17	Rice .....	2	0	89	37	Washington State .....	1	4	108	167
Illinois .....	2	0	41	20	San Diego State .....	4	0	117	51	Wyoming .....	0	1	21	24
Minnesota .....	0	0	0	0	Southern Cal .....	1	4	85	175	<b>Totals .....</b>	<b>40</b>	<b>29</b>	<b>1858</b>	<b>1753</b>
Northern Colorado .....	1	0	35	7										

**KARL DORRELL / SITUATIONAL AT COLORADO**

Category	W	L	Category	W	L	Category	W	L	Category	W	L
Overall .....	5	2	Scoring 50+ Points .....	0	0	CU Scoring First .....	3	0	September .....	1	0
Home .....	3	1	Scoring 20+ Points .....	5	2	CU Leading At Half .....	5	1	October .....	0	0
Road .....	2	0	Scoring <20 Points .....	0	0	CU Trailing at Half .....	0	1	November .....	3	0
Neutral .....	0	1	Allowing <20 Points .....	3	0	CU Tied At Half .....	0	0	December .....	1	2
Bowl Games .....	0	1	Shutouts .....	0	0	CU Leading After 3Q .....	5	0	January .....	0	0
Non-Conference .....	2	1	8-Pt Games Or Closer .....	2	0	CU Trailing After 3Q .....	0	2	Tuesday .....	0	1
Pac-12 Conf. Games .....	3	1	Ranked Teams (AP) .....	0	1	CU Tied After 3Q .....	0	0	Friday .....	1	0
Home .....	1	1	Top 5 (0-0 vs. No. 1) .....	0	0	Overtime .....	0	0	Saturday .....	4	1
Road .....	2	0	Top 10 .....	0	0	1 OT .....	0	0	Central Time Zone .....	0	1
Day Games .....	2	1	Unranked Teams .....	5	1	2 OT .....	0	0	Mountain Time Zone .....	4	1
Night Games .....	3	1	As A Ranked Team .....	0	1				Pacific Time Zone .....	1	0

**DORRELL / POINT DIFFERENTIAL AT COLORADO**

Margin	1	2	3	4	5	6	7	8	9	10	11	12	13	14	15	16	17	18	19	20	21	22	23	24	25	28	32	--	--	--	--	--	--	--	--	Total	
Won	0	0	1	0	0	1	0	0	0	1	1	0	0	0	0	0	0	0	0	0	0	0	0	0	0	1	0	0	0	0	0	0	0	0	0	—	5
Lost	0	0	0	0	0	0	0	0	0	0	0	0	0	0	0	0	1	0	0	0	0	0	0	0	0	0	1	0	0	0	0	0	0	0	0	—	2

Of the 23 coaches hired to lead new programs in 2020, only one won his first four games: **Karl Dorrell**; just two others won their first three: Jim Traylor (UTSA) and Jimmy Lake (Washington); see all first-year coaches on page 41.

**DORRELL / DID YOU KNOW**

- In his first two seasons at Colorado under **Bill McCartney** (1992-93), he coached the wide receivers; he was tasked with taking over coaching a position that was returning to the spotlight after the Buffs had been a wishbone (1985-87) and I-Bone (1988-91) team the previous seven years.
- He returned as offensive coordinator from 1995-98 under **Rick Neuheisel**, also coaching the receivers. Neuheisel coached the quarterbacks from '95 through '97, then added the quarterbacks to Dorrell's coaching chores in 1998. When Neuheisel was hired by Washington in January 1999, Dorrell accompanied him and became the Huskies offensive coordinator and receivers coach, where he coached future NFL receiver **Dane Looker**.
- In his first game ever as an offensive coordinator – for Colorado on Sept. 2, 1995 at No. 21 Wisconsin, he called one of the best games by any offensive coordinator on the road against a ranked team in college football history. The Buffs rolled up 507 yards of offense (278 passing, 229 rushing) in a 43-7 win over the Badgers. It remains the most points and yards on the road against any opponent, much less a ranked foe, in the first game by an offensive coordinator in CU history.
- In his career he has coached a College Hall of Famer (**Michael Westbrook**); a Fred Biletnikoff Award finalist (**Rae Carruth**); three pairs of 1,000-yard receivers in the same season (Westbrook, **Charles Johnson** at CU; **Rod Smith** and **Ed McCaffrey** at the Denver Broncos; **Brandon Marshall** and **Eric Decker** at the N.Y. Jets); four Pro Bowl selections (Smith in 2000, 2001; Matt Schaub in 2012; Marshall in 2015); three first round draft picks (Westbrook, No. 4 overall; Johnson, Carruth), and five CU receivers in all being selected (Phil Savoy in '98 and Darrin Chiaverini in '99).
- In his two previous stints at Colorado, he coached **seven** receivers who are still among the top 20 in school history in receptions and yards. And of the **18** games at Colorado where two receivers gained 100 or more yards in the same game, he coached in **seven** of those contests.
- Dorrell's UCLA teams were **24-7** at home (**77.4** winning percentage); that included a **6-3** mark against ranked teams. His 2005 team finished with a 10-3 record, as he was selected as the Pacific 10 Conference's co-coach of the year.
- In the history of college football, **655** different head coaches have led their teams to bowl games. Of those, only **26** coached their first six teams into the postseason, and Dorrell is one of those 26, as all five of his teams at UCLA and his first CU played in postseason bowls. His streak is one of only **four** who are currently active among the 130 FBS head coaches (exceptions made for the pandemic): **13** seasons—Dabo Swinney, Clemson; **9**—James Franklin, Vanderbilt/Penn State; **9**—Gus Malzahn, Arkansas State/Auburn; **6**—**Karl Dorrell, UCLA/Colorado**; next up: **5**—Kirby Smart, Georgia. Others among the 32 include Tom Osborne, Nebraska (first 25 teams coached earned bowl invitations), Bob Stoops, Oklahoma (18), Lloyd Carr, Michigan (13), Phillip Fulmer, Tennessee (13), Jim Tressel, Ohio State (10), Pete Carroll, USC (9), Mike Leach, Texas Tech/Washington State (9), David Shaw, Stanford (8), Chris Peterson, Boise State (7), Troy Calhoun, Air Force (6), Larry Coker, Miami-Fla. (6) and Jimbo Fisher, Florida State (6). *(Twenty-six have coached their first six teams into the postseason; 20 their first seven.)*
- **Developing Players.** Throughout his career, Dorrell has been challenged to develop rookies as well as take veterans to the next level; examples:

**Charles Johnson & Michael Westbrook, Colorado.** Dorrell arrived at CU in an offseason where the Buffaloes were converting from an option offense for the previous seven seasons to a one-back, pro-style passing attack. But CU hadn't really recruited for that style of an offense so as a young coach, he had great challenge from the get-go. The end result? The pair combined for 133 receptions for 2,209 yards and 13 touchdowns, averaging a 16.6 yards per catch. The pair alone combined for more receiving yards than any of the previous seven CU teams had for a season.

**Rae Carruth.** Before his well-documented troubles after graduating from CU, Carruth was a first-team All-American receiver in 1996. He emerged from the shadows of former teammates Johnson and Westbrook to have back-to-back 1,000-yard seasons, joining Johnson as the only duo to accomplish the feat in program history at the time. Over his final two seasons, Carruth had monster numbers: 107 catches for 2,124 yards (19.9 yards per) and 17 touchdowns, with 75 of those receptions earning first downs.

**Rod Smith, Denver Broncos.** In his first five seasons in the NFL, he caught 257 passes for 3,811 yards and 25 touchdowns; with Dorrell as his position coach for three years (2000-02), he had 302 receptions for 3,972 yards and 24 TDs.

**Ed McCaffrey, Denver Broncos.** McCaffrey was in his 10th NFL season, his sixth with the Broncos, when he first came under the tutorship of Dorrell for the 2000 season. He would post career-high numbers that season: 101 receptions for 1,317 yards (with 9 touchdowns). In 2001, he suffered a broken leg in the season opener, but he would come back under Dorrell's supervision to start all 16 games in 2002, making 69 grabs for 903 yards and two scores.

**Ashley Lelie, Denver Broncos.** Dorrell had him for his rookie season in 2002, playing a significant role in his early development, when he emerged with the third-best numbers by the receivers on the team. Two years later, he would become a 1,000-yard receiver teaming with Smith.

**Brandon Marshall, N.Y. Jets.** Coming off a season with the Chicago Bears that saw him produce the lowest numbers of his career since he became a starter, Marshall rebounded the second time he was under Dorrell's coaching in 2015 to have his second best season in his 13-year career, catching 109 balls for 1,502 yards and a league-high 14 touchdowns. He had two 1,000-yard seasons with Dorrell earlier in the decade at Miami.

**Robby Anderson, N.Y. Jets.** Signed by the Jets as an undrafted free agent out of Temple, he started eight games as a rookie and had been a regular ever since. He caught 42 passes for 587 yards (two TDs) as a rookie in 2016, and under Dorrell's wing, caught 113 the next two seasons for 1,693 yards and 13 touchdowns, averaging a healthy 15.0 yards per catch.

**DaVante Parker, Miami Dolphins.** Parker at best was an average receiver in his first four years in the NFL. Dorrell coached him in his fifth season in the league, and finished with career highs across the board – 72 receptions for 1,202 yards and nine touchdowns – he really came on during the second half of the year when Dorrell's coaching really took hold (48 catches for 859 yards and six scores over the final nine games), averaging an "old school" 17.9 yards per catch during that span).

**Davone Bess, Miami Dolphins.** An undrafted free agent out of Hawai'i, Bess would blossom under Dorrell's coaching. He caught 54 passes as a rookie in 2008, and in four years with Dorrell as his position coach, he would catch 260 passes for 2,669 yards and 11 TDs. In 2010, he teamed with Brandon Marshall to form one of the top pass-catching duos in the league, their 165 combined receptions the most by a tandem in team history.

**Brian Hartline, Miami Dolphins.** A fourth round pick out of Ohio State by the Dolphins in the 2009 draft, he was the fourth receiver on the depth chart while Dorrell was with the club. But he still got his coaching early on in his career, and when the top of the depth cleared due to attrition, he would emerge as a two-time, 1,000-yard receiver in 2012 and 2013.

**Matt Moore, Miami Dolphins.** Dorrell also parlayed his coaching influences when he has had the opportunity to coach quarterbacks. In 2011, he molded Moore, who had started 13 games in his first three years in the league, into the team's starter who completed 60.5 percent of his passes for 2,497 yards and 16 touchdowns (his 87.1 rating was the fifth-best in the AFC). Some eight years later, Moore has been one of the league top backup QB's, playing a key role at times in Kansas City's run to its first Super Bowl title in 50 years.

**Matt Schaub, Houston Texans.** In 2012, Schaub led the Texans to a 12-4 record and the AFC South Division title by passing for 4,008 yards and 22 touchdowns. His rating (90.7) was the fourth-best in the AFC and ninth-best overall in the league. It was his second best career among 16 seasons in the NFL (2004-19), and those numbers came in a year after he missed six games due to injury the year before.



## CU, STANFORD LEAD IN AFRICAN-AMERICAN HEAD COACHES

CU is one of two schools on the FBS/Division I-A level to have had three African-American head coaches lead their football programs. Since Wichita State hired **Willie Jeffries** in 1979 as the first black head coach in college football's top division, just 14 schools have had as many as two full-time African-American head coaches. The list:

School	No.	Coaches (Seasons)	School	No.	Coaches (Seasons)
Colorado	3	<b>Jon Embree</b> (2011-12), <b>Mel Tucker</b> (2019), <b>Karl Dorrell</b> (2020-)	Louisville	2	Ron Cooper (1995-97), Charlie Strong (2010-13)
Stanford	3	Dennis Green (1989-91), Tyrone Whittingham (1995-2001), David Shaw (2011-present)	Miami-Ohio	2	Mike Haywood (2009-10), Don Treadwell (2011-12)
Bowling Green	2	Dino Babers (2014-15), Mike Jinks (2016-18)	Michigan State	2	Bobby Williams (1999-2002), Mel Tucker (2020-)
East Carolina	2	Ruffin McNeill (2010-15), Scottie Montgomery (2016-18)	New Mexico State	2	Tony Samuel (1997-2004), DeWayne Walker (2009-13)
Eastern Michigan	2	Ron Cooper (1993-94), Ron English (2009-13)	Northwestern	2	Dennis Green (1981-85), Francis Peay (1986-91)
Kent State	2	Darrell Hazell (2011-12), Paul Haynes (2013-17)	South Florida	2	Willie Taggart (2013-16), Charlie Strong (2017-19)
			Vanderbilt	2	James Franklin (2011-13), Derek Mason (2014-present)
			Washington	2	Tyrone Willingham (2005-08), Jimmy Lake (2020-)

## DORRELL'S 1,000-YARD RECEIVERS

Over the course of his career, Karl Dorrell has had a role in coaching 11 different receivers to 18 1,000-yard seasons. The list:

Year	Team	Players, Totals (No-Yards-TD)	Year	Team	Players, Totals (No-Yards-TD)
1992	Colorado	Charles Johnson (57-1149-5) Michael Westbrook (76-1060-8)	2001	Denver (NFL)	Rod Smith (113-1343-11)
1993	Colorado	Charles Johnson (57-1082-9)	2002	Denver (NFL)	Rod Smith (89-1027-5)
1994	Northern Arizona	Rod Alexander (63-1028-6)	2003	UCLA	Craig Bragg (73-1065-5)
1995	Colorado	Rae Carruth (53-1008-9)	2010	Miami (NFL)	Brandon Marshall (86-1014-3)
1996	Colorado	Rae Carruth (54-1116-8)	2011	Miami (NFL)	Brandon Marshall (81-1214-6)
2000	Denver (NFL)	Rod Smith (100-1602-8) Ed McCaffrey (101-1317-9)	2015	N.Y. Jets (NFL)	Brandon Marshall (109-1502-14)
					Eric Decker (80-1027-12)
			2019	Miami (NFL)	DaVante Parker (72-1202-9)

## WHAT THEY'VE SAID ABOUT KARL DORRELL

### BRIAN FLORES, Miami Dolphins Head Coach (2019-present)

*"The University of Colorado hit a home run hiring Karl as their head coach. I'm excited for him to have this opportunity. He is a great teacher and excellent leader. He is a coach I would want my kids to play for."*

### BILL McCARTNEY, Colorado Head Football Coach (1982-94)

*"Awesome, that's fabulous. Karl Dorrell is the real deal. He's genuine, he's authentic and extremely talented. I'm a Buff to the core, through and through, and this really excites me. This is a big, big deal and I am thrilled and overjoyed. Why? Because you have to get the right people in leadership, everything comes down to leadership. And with CU getting a man like Karl to lead the program, that's a feather in Rick George's cap. When Rick came on board for us (as recruiting coordinator in 1987), he improved our recruiting, and 30 years later, he's still getting it done."*

### ED McCAFFREY, Denver Bronco Receiver (1995-2003)

*"Coach Dorrell is a true pro with a wealth of football coaching experience. I enjoyed my time with him as my position coach with the Broncos. His strong communication and intelligent leadership helped us achieve great success as a unit. His return to CU is a good hire for the program and will bring steady hand."*

### MIKE MOSCHETTI, Colorado Quarterback (1998-99)

*"Karl is a smart, hard-nosed football coach who isn't flashy. When he says something, you will trust it, you will run through a wall for him. He has incredible experience, and he knows the challenges and in his previous stops coaching at Colorado in the 1990s, he has recruited to the academic challenges that coaches face with the high standards academic-wise at the University of Colorado. I was at the game in 2006 when his UCLA team beat No. 2 ranked USC and Pete Carroll that kept them out of the BCS title game. I can't wait to see what he does with the Buffs - we have been to just one bowl game in the last 12 or so years, and he led UCLA to five straight bowl games. He knows the tradition, and I know he's grateful for the opportunity to be a head coach again."*

### RICK NEUHEISEL, Colorado Head Football Coach (1995-98)

**(Rick and Karl were teammates at UCLA.)** *"I'm very happy for Karl. Colorado definitely hit a home run. Karl's very knowledgeable, very passionate, and I know he loved his time in Boulder. His strong point is organization and leadership. He's always been an offensive guy, and by spending a lot of time in the NFL, he's learned even more. This is making me a bit nostalgic about the fun we had coaching together with the Buffs and when we played together at UCLA*

*- he was my go-to guy."* (Neuheisel was a quarterback at UCLA, Dorrell his top receiver).

### ROD SMITH, Denver Bronco Receiver (1995-2007)

*"I want to say congratulations to Coach Karl Dorrell and the CU Buffaloes. I had personal experience with him, he took my game to a whole new level. I was doing really well, but when I got with him, in three years (under him) I had over 300-plus catches, pro bowls and all that stuff. He's a technician, he knows what he's doing, he's been around and he's studied with some of the best. I can tell you right now, this team, this program is about to take off. Coach Dorrell, I appreciate you and thank you for everything you've done for me and I'm looking forward to the CU Buffaloes go to a whole new level."*

### KORDELL STEWART, Colorado Quarterback (1991-94)

*"Karl was and is a smart coach, understands all aspects of the game of football. When he was at Colorado when I was there, he had what I would call 'young energy,' to where I think Michael (Westbrook), CJ (Charles Johnson), Phil Savoy and the other receivers really respected him. He made them understand the game through the eyes of a quarterback, which isn't always easy to do. I'm excited about this opportunity for him. With his combination of head coaching experience at UCLA and his time as a position coach in the NFL, he brings a tremendous amount of credibility to the table. I would hope that the players on the team now and the incoming recruits will appreciate that - he's got the background that should earn him an enormous amount of respect. He understands how CU operates, understands the community, knows the lay of the land. It was important for Rick (George) to hire someone who understands the Colorado way and our tradition. Karl fits that mold of what CU is trying to do and will pick up the pieces that were broken with the last coach and put them back together. In time, he will make this thing really work."*

### MICHAEL WESTBROOK, CU All-American Receiver (1991-94)

*"I'm glad to hear that someone with Karl's character will be CU's new coach. I loved Karl. He was a huge disciplinarian, but in both a good and tough way. It was definitely brought to your attention if you weren't doing what you're supposed to do. You come to realize that he'll be tough when he has to be, which is what young kids need, and in the end, that makes you a better player and a better person. He was very much like Bill McCartney in that manner, that was Karl's thing as well, they are cut from that same cloth. I know him, trust him, the program is in good hands and I'll enjoy coming back to watch the Buffaloes play under Karl."*





## 2021 COLORADO FOOTBALL STAFF

<b>Head Coach</b>	Karl Dorrell ( <i>UCLA '86</i> )
<b>Assistant to Head Coach / Operations Asst.</b>	Emily Funke ( <i>Texas A&amp;M '19</i> )
<b>Offensive Coordinator / Receivers</b>	Darrin Chiaverini ( <i>Colorado '99</i> )
<b>Passing Game Coordinator / Quarterbacks</b>	Danny Langsdorf ( <i>Linfield '95</i> )
<b>Offensive Line</b>	Mitch Rodrigue ( <i>Nicholls State '88</i> )
<b>Running Backs</b>	Darian Hagan ( <i>Colorado '96</i> )
<b>Tight Ends</b>	Bryan Cook ( <i>Ithaca '98</i> )
<b>Defensive Coordinator / Defensive Line</b>	Chris Wilson ( <i>Oklahoma '92</i> )
<b>Defensive Passing Game Coord. / Safeties</b>	Brett Maxie ( <i>Texas Southern '85</i> )
<b>Cornerbacks</b>	Demetrice Martin ( <i>Excelsior '06</i> )
<b>Inside Linebackers</b>	Mark Smith ( <i>Hardin-Simmons '00</i> )
<b>Outside Linebackers</b>	Brian Michalowski ( <i>Arizona State '11</i> )
<b>Offensive Graduate Assistant</b>	Jason Grossman ( <i>Akron '19</i> )
<b>Offensive Graduate Assistant</b>	Donovan Williams ( <i>Louisiana '16</i> )
<b>Defensive Graduate Assistant</b>	Connor Boyd ( <i>Alabama '18</i> )
<b>Defensive Graduate Assistant</b>	Kyre Hawkins ( <i>James Madison '17</i> )
<b>Director of Football Operations</b>	Bryan McGinnis ( <i>San Jose State '07</i> )
<b>Asst. Director of Football Operations</b>	Scott Unrein ( <i>Colorado '11</i> )
<b>Quality Control/Offense</b>	Reggie Moore ( <i>UCLA '91</i> )
<b>Quality Control/Offense</b>	Matt Butterfield ( <i>Colorado '10</i> )
<b>Quality Control/Defense</b>	Jeff Smart ( <i>Colorado '09</i> )
<b>Director of Quality Control/Special Teams</b>	Chris Reinert ( <i>Vanderbilt '09</i> )

<b>Quality Control / Blitz &amp; Front Specialist</b>	William Vlachos ( <i>Alabama '11</i> )
<b>General Manager</b>	Bob Lopez ( <i>Illinois State '77</i> )
<b>Director of Player Personnel</b>	Chandler Dorrell ( <i>Vanderbilt '17</i> )
<b>Assistant Director of Player Personnel</b>	Andy Wang ( <i>Kentucky '17</i> )
<b>Lead Recruiting Assistant</b>	D.J. Bryant ( <i>James Madison '12</i> )
<b>Recruiting Assistant (Communications)</b>	Emily Giusti ( <i>Ohio State '20</i> )
<b>Recruiting Assistant (Scouting)</b>	Harding Harper ( <i>Vanderbilt '16</i> )
<b>Recruiting Assistant (Scouting)</b>	Brandon Kronethal ( <i>Penn State '20</i> )
<b>Recruiting Assistant (On-Campus)</b>	Jessica Jefferson ( <i>Clemson '15</i> )
<b>Director of Football Video</b>	Jamie Guy ( <i>Cincinnati '98</i> )
<b>Analyst Manager (Video)</b>	Cece Yeh ( <i>California '21</i> )
<b>Creative Services Manager</b>	John Snelson ( <i>Colorado '11</i> )
<b>Graphic Designer</b>	TBA
<b>Director of Strength &amp; Conditioning</b>	Shannon Turley ( <i>Virginia Tech '00</i> )
<b>Asst. Strength &amp; Conditioning Coach</b>	Darius Reese ( <i>San Jose State '14</i> )
<b>Asst. Strength &amp; Conditioning Coach</b>	Andy Ward ( <i>Cal State Stanislaus '09</i> )
<b>Asst. Strength &amp; Conditioning Coach</b>	Scott Sacuskie ( <i>Portland State '03</i> )
<b>Asst. Sports Dietitian (Football)</b>	Colby Wolf ( <i>Rhode Island '16</i> )
<b>Volunteer Offensive Assistant:</b>	Deontrae Cooper ( <i>CSU-Pueblo '15</i> )
<b>Volunteer Defensive Assistant:</b>	Greg Brown ( <i>Texas-El Paso '80</i> )
<b>Volunteer Offensive Assistant:</b>	Kolter Smith
<b>Volunteer Recruiting Assistant:</b>	Serena Rodriguez

## CU COACHES ON GAME DAY

The location for CU coaching staff during games (all except the quality control staff are among those allowed within the NCAA maximum to wear headsets):

**SIDELINE:** Head coach **Karl Dorrell** (on headset); **Chris Wilson** (defensive coordinator/defensive line), **Danny Langsdorf** (quarterbacks/passing game coordinator), **Darian Hagan** (running backs), **Mitch Rodrigue** (offensive line), **Demetrice Martin** (cornerbacks), **Mark Smith** (inside linebackers), **Reggie Moore** (quality control/offense), **Jeff Smart** (QC/defense), **Chris Reinert** (QC/special teams), grad assistants **Jason Grossman** (offense) and **Kyre Hawkins** (defense) and **Shannon Turley** (strength & conditioning).

**COACHES BOOTH:** **Darrin Chiaverini** (offensive coordinator/receivers), **Bryan Cook** (tight ends), **Brett Maxie** (safeties), **Brian Michalowski** (outside linebackers), **Matt Butterfield** (QC/offense), **William Vlachos** (QC/blitz & front) and graduate assistants **Donovan Williams** (offense) and **Connor Boyd** (defense).

## COACH "DORR-WELL"

The 27 head coach in CU history, **Karl Dorrell** started 4-0 in his CU coaching career; only **Harry Heller** (won his first seven in 1894), **Willis Kleinholtz** (six in 1905), **T.W. Mortimer** (five in 1900) and **Rick Neuheisel** (five in 1995) won as many or more to open their CU careers (and Dorrell was OC on Neuheisel's staff). Dorrell was the sixth CU coach to open 3-0 in conference games, but the first since **Jim Yeager** in 1941.

- ▶ Named the Pac-12 **Coach of the Year** by both the *Associated Press* and the league coaches, the sixth coach to be recognized in CU's history with the honor;
- ▶ Named Football Writers Association of America's **First-Year Coach of the Year**, honoring the top coach among those in their first-year at a new school in 2020;
- ▶ Of the 23 new head coaches in 2020, he was the last of the group who was undefeated come Dec. 6 (finished with the fourth-best winning percentage).
- ▶ He was the third CU head coach to lead the Buffs to a bowl game in his first season, joining Neuheisel ('96 Cotton) and **Gary Barnett** ('99 Insight.com).
- ▶ He was the first CU coach in his first season to have his team go from unranked to ranked (No. 21 AP, No. 22 USAT/Coaches on Dec. 6; No. 21 CFP on Dec. 8), leading a team that many prognosticators were saying would win maybe one if any games (the over/under in Vegas was 1½ wins).

## DORRELL: A COLLEGE FOOTBALL FIRST?

Ironically, with the Buffaloes drawing UCLA for their first game, **Karl Dorrell** coached against the school he served as head coach for five seasons (2003-07). He was 35-27 with the Bruins over those years. Another irony – his first game as head coach at UCLA was in Boulder against CU, a game in which the Buffs rallied to win, 16-14. He had been an assistant with CU twice (1992-93, 1995-98), but played collegiately at UCLA (1983-86). Thus, in his first game as a head coach, he went up against a former team on which he was an assistant, and his first game his second opportunity as a head coach be against his alma mater, where he also made his head coaching debut. UCLA did win its next game (6-3 over Illinois), which was the school's 500th at the time.

## ONLY A HANDFUL HAVE OPENED AGAINST THEIR ALMA MATER

**Karl Dorrell** was the ninth known Division I head coach to face his alma mater in his first game at his new school (not necessarily his first game overall):

Year	Coach	School	Alma Mater/Opp.	Result	Year	Coach	School	Alma Mater/Opp.	Result
1918	Andy Gill	Kentucky	at Indiana	W 24- 7	2010	Jimbo Fisher	Florida State	Samford	W 59- 6
1982	George Welsh	Virginia	at Navy	L 17-30	2010	Mike London	Virginia	Richmond	W 34-13
1999	Randy Walker	Northwestern	Miami-Ohio	L 3-28	2011	Larry Coker	UTSA	Northeastern State	W 31- 3
2001	Jim Tressel	Ohio State	*Akron (Gr. School)	W 28-14	2020	<b>Karl Dorrell</b>	<b>Colorado</b>	<b>UCLA</b>	<b>W 48-42</b>
2009	Gary Anderson	Utah State	Utah	L 17-35					

➔ In 1995, **Rick Neuheisel's** first game as a head coach (CU) was at Wisconsin; while he didn't go there (he is also a UCLA grad), he was born in Madison. Dorrell's first win as a head coach was in his second game, a 6-3 win over Illinois, which happens to be CU athletic director **Rick George's** alma mater; the Bruins won that day with two field goals from Justin Medlock. **Bill McCartney's** first win came in his second game in 1982, a 12-0 triumph at Washington State, on the strength of four Tom Field field goals.

**DORRELL A FINALIST FOR 2020 FWAA/EDDIE ROBINSON COACH OF THE YEAR AWARD**

For the second time in his career, **Karl Dorrell** was a finalist for the Football Writers Association of America/Eddie Robinson Coach of the Year Award in 2020. He was a finalist in 2005 when he was in his third year at UCLA; of the nine finalists this year, he is the only first-year coach at his current school. The other finalists were: **Jamey Chadwell**, Coastal Carolina, the winner; **Tom Allen**, Indiana; **Brent Brennan**, San José State; **Matt Campbell**, Iowa State; **Luke Fickell**, Cincinnati; **Nick Saban**, Alabama; **Kalani Sitake**, BYU; and **Dabo Swinney**, Clemson.

**INAUGURATIONS**

**Karl Dorrell** was named the 27th full-time head coach in Colorado history last February 23, the 17th dating back to 1935; after the first 10 CU coaches opened 8-1-1, the next 10 lost all theirs; the last six have gone 3-3. **Rick Neuheisel** snapped the losing streak when his team defeated Wisconsin in Madison, 43-7 in 1995 (the first to win his opener since **Herbert Hoover** was U.S. President); **Mike MacIntyre** became just the second coach in that group to win his CU opener in an 81-year span with a 41-27 win over Colorado State in Denver in 2013; and **Mel Tucker** the third to do so in his inaugural game in 2019 over Colorado State in Denver, 52-31 with Dorrell following in 2020. Overall, Colorado coaches are now **12-14-1** in their debut games at the reins of the Buffaloes; here's a closer look (no head coach 1890-93; number in parenthesis indicates how many games that coach won in a row to begin career):

1894	Harry Heller (7)	EAST DENVER H.S.	W 46- 0	1959	Sonny Grandelius	WASHINGTON	L 12-21
1895	*Fred Folsom (2)	DENVER WHEEL CLUB	W 32- 0	1962	Bud Davis	at Utah	L 21-37
1900	T.W. Mortimer (5)	at Denver Manual H.S.	W 29- 0	1963	Eddie Crowder	SOUTHERN CALIFORNIA	L 0-14
1903	Dave Cropp (3)	at State Prep School	W 40- 0	1974	Bill Mallory	at Louisiana State	L 14-42
1905	Willis Kleinholtz (6)	at North Denver H.S.	W 28- 0	1979	Chuck Fairbanks	OREGON	L 19-33
1906	Frank Castleman	STATE PREP SCHOOL	W 22- 0	1982	Bill McCartney	CALIFORNIA	L 17-31
1916	Bob Evans	ALUMNI	T 0- 0	1995	Rick Neuheisel (5)	at Wisconsin	W 43- 7
1918	Joe Mills	NORTHERN COLORADO	L 0- 9	1999	Gary Barnett	Colorado State (Denver)	L 14-41
1920	Myron Witham (2)	at Denver	W 31- 0	2006	Dan Hawkins	MONTANA STATE	L 10-19
1932	Bill Saunders (2)	at Colorado Mines	W 31- 0	2011	Jon Embree	at Hawai'i	L 17-34
1935	Bunny Oakes	at Oklahoma	L 0- 3	2013	Mike MacIntyre (2)	Colorado State (Denver)	W 41-27
1940	Frank Potts	at Texas	L 7-39	2019	Mel Tucker (2)	Colorado State (Denver)	W 52-31
1941	Jim Yeager	TEXAS	L 6-34	2020	<b>Karl Dorrell (4)</b>	<b>UCLA</b>	<b>W 48-42</b>
1948	Dallas Ward	NEW MEXICO	L 6- 9				

**... AND IN CONFERENCE PLAY**

Head coaches have had more success in their first conference game piloting the Buffaloes, going **18-8** including this year when Karl Dorrell's first CU squad opened with the 48-42 win over UCLA (CU was an independent in 1905 when Willis Kleinholtz coached his lone season). He was the first since Gary Barnett won his Big 12 Conference debut, a 51-17 win over Kansas in Boulder; the last three CU head coaches lost their league lid-lifters. As far as winning their first conference game on the road, Tucker became the sixth to do so (number in parenthesis indicates how many conference games that coach won or lost in a row in his first year):

1894	Harry Heller	DENVER	W 44- 0 (4)	1959	Sonny Grandelius	at Oklahoma	L 12-42 (1)
1895	Fred Folsom	DENVER	W 28- 0 (1)	1962	Bud Davis	KANSAS STATE	W 6- 0 (1)
1900	T.W. Mortimer	COLORADO STATE	W 29- 0 (1)	1963	Eddie Crowder	at Kansas State	W 21- 7 (2)
1903	Dave Cropp	COLORADO STATE	W 5- 0 (4)	1974	Bill Mallory	IOWA STATE	W 34- 7 (1)
1906	Frank Castleman	DENVER	W 6- 0 (1)	1979	Chuck Fairbanks	at Oklahoma	L 24-49 (5)
1916	Bob Evans	WYOMING	W 16-10 (1)	1982	Bill McCartney	NEBRASKA	L 14-40 (1)
1918	Joe Mills	at Denver	L 0- 6 (1)	1995	Rick Neuheisel	at Oklahoma	W 38-17 (1)
1920	Myron Witham	at Denver	W 31- 0 (2)	1999	Gary Barnett	KANSAS	W 51-17 (1)
1932	William Saunders	at Colorado Mines	W 31- 0 (2)	2006	Dan Hawkins	at Missouri	L 13-28 (2)
1935	Bunny Oakes	COLORADO MINES	W 58- 0 (4)	2011	Jon Embree	WASHINGTON STATE	L 27-31 (6)
1940	Frank Potts	at Utah State	W 26- 0 (3)	2013	Mike MacIntyre	at Oregon State	L 17-44 (6)
1941	Jim Yeager	UTAH STATE	W 13- 7 (3)	2019	Mel Tucker	at Arizona State	W 34-31 (1)
1948	Dallas Ward	at Kansas	L 7-40 (1)	2020	<b>Karl Dorrell</b>	<b>UCLA</b>	<b>W 48-42 (3)</b>

**THE CLASS OF '20**

Ahead of the 2020 season, 24 programs including CU hired new head coaches, 10 of whom ( ^ ) are first-time head coaches on the collegiate level. Here's a look at those coaches that make up the "class of 2020" and their records through games of Sept. 7 (Note: Old Dominion opted out of the 2020 season):

Coach, School (2021 record)	W	L	Pct.
^Shawn Clark, Appalachian State (1-0) .....	10	3	.769
^Ryan Silverfield, Memphis (1-0) .....	9	3	.750
<b>Karl Dorrell, Colorado (1-0) .....</b>	<b>5</b>	<b>2</b>	<b>.714</b>
^Jeff Traylor, Texas-San Antonio (1-0) .....	8	5	.615
^Jimmy Lake, Washington (0-1) .....	3	2	.600
^Jeff Hafley, Boston College (1-0) .....	7	5	.583
Brady Hoke, San Diego State (1-0) .....	5	4	.556
Eli Drinkwitz, Missouri (1-0) .....	6	5	.545
Todd Graham, Hawai'i (1-1) .....	6	5	.545
Lane Kiffin, Mississippi (1-0) .....	6	5	.545
Willie Taggart, Florida Atlantic (0-1) .....	5	5	.500
Kalen DeBoer, Fresno State (1-1) .....	4	4	.500

Coach, School (2021 record)	W	L	Pct.
Mike Leach, Mississippi State (1-0) .....	5	7	.417
Greg Schiano, Rutgers (1-0) .....	4	6	.400
Danny Gonzales, New Mexico (1-0) .....	3	5	.375
Mel Tucker, Michigan State (1-0) .....	3	5	.375
^Sam Pittman, Arkansas (1-0) .....	4	7	.364
^Dave Aranda, Baylor (1-0) .....	3	7	.300
Mike Norvell, Florida State (0-1) .....	3	7	.300
Steve Addazio, Colorado State (0-1) .....	1	4	.200
Nick Rolovich, Washington State (0-1) .....	1	4	.200
^Jeff Scott, South Florida (0-1) .....	1	9	.100
^Ricky Rahne, Old Dominion (0-1) .....	0	1	.000
^Marcus Arroyo, UNLV (0-1) .....	0	7	.000

**MUSIC IN HIS BLOOD:** Assistant head coach **Darrin Chiaverini** has music in his blood, though not to the extent of his father, **Eddie "Day" Chiaverini**, who played the rhythm guitar for The Lively Ones, a rock and roll band in the early 1960s. One of their songs, *Surf Rider*, made the soundtrack of the 1994 blockbuster movie, *Pulp Fiction*, playing over the opening and closing credits. You can hear it here: <https://www.youtube.com/watch?v=CxfQYRjixvc>.

**200/200 BALANCING ACT**

In the 48-42 win over UCLA, Colorado rushed for **264** yards and passed for **261**, improving to 59-11 dating back to the first time it happened in school history in 1960. The three-yard difference tied for the second most-balanced offensive game in CU history. A closer look at all CU games with 200-plus yards rushing and passing that were within 10 yards of each other (\*—CU head coach **Karl Dorrell** was involved in three of the top four and four of the eight games; (Dorrell was an assistant coach at CU in 1993, was the offensive coordinator in 1997)):

Date	Opponent	Rush	Pass	Total	Diff.	Result	Date	Opponent	Rush	Pass	Total	Diff.	Result
Nov. 11, 1961	UTAH	210	208	408	2	L 12-21	Sept. 10, 2005	NEW MEXICO STATE	238	233	471	5	W 39-0
Sept. 18, 1993	*at Stanford	274	277	551	3	L 37-41	Oct. 7, 1967	IOWA STATE	217	223	440	6	W 34-0
Oct. 25, 1997	*at Texas	208	211	419	3	W 47-30	Nov. 10, 2001	at Iowa State	255	247	502	8	W 40-27
Nov. 7, 2020	*UCLA	264	261	525	3	W 48-42	Sept. 4, 1993	*TEXAS	270	260	530	10	W 36-14

**HIGH SCORING FROM THE GET-GO**

The **90** points scored by CU and UCLA marked the highest scoring season opener in CU history, eclipsing the 83 points in last year's 52-31 win over Colorado State in Denver. But it was also a conference opener, and it rose to the second highest scoring league lid-lifter in Buff annals (trailing the infamous Oct. 4, 1980 clash between CU and Oklahoma at Folsom Field. A look at the top five in each (home team in CAPS):

**HIGHEST SCORING SEASON OPENERS / CU History**

90	2020	COLORADO 48, UCLA 42
83	2019	Colorado 52, Colorado State 31 (Denver)
77	2003	Colorado 42, Colorado State 35 (Denver)
72	1981	COLORADO 45, Texas Tech 27
68	2013	Colorado 41, Colorado State 27 (Denver)

**HIGHEST SCORING CONFERENCE OPENERS / CU History**

124	1980	Oklahoma 82, COLORADO 42	Big 8
90	2020	COLORADO 48, UCLA 42	PAC-12
79	1983	Missouri 59, COLORADO 20	Big 8
79	2016	Colorado 41, OREGON 38 (Denver)	PAC-12
72	2003	BAYLOR 42, Colorado 30	Big 12

**BUFF ALUMNI IN THE FBS COACHING RANKS:** **Brad Bedell** ('99), TE, Auburn; **Kyle Cefalo** ('11), PCG/WR, Utah State; **Darrin Chiaverini** ('98), OC/WR, Colorado; **Paul Creighton** ('03), Fresno State, TE; **David Gibbs** ('90), Co-DC/DB, UCF; **Darian Hagan** ('91), RB, Colorado; **Anthony Perkins** ('11), CB, Colorado State; **Jeff Smart** ('09), QC/D, Colorado; **Demetrius Sumler** ('09), San Diego State, CB; **Chidera Uzo-Diribe** ('13), DL, SMU; **Ryan Walters** ('08), DC, Illinois.

**IN THE FCS:** **Cha'pelle Brown** ('08), UC Davis, AHC/CB; **Cedric Cormier** ('01), Houston Baptist, I-WR; **Cody Hawkins** ('10), UC Davis, OC/WR;

**Jay MacIntyre** ('18), WR, Tennessee-Martin.

**IN DIVISION II:** **Pete Shinnick** ('88), head coach at West Florida; **John Donahoe** ('03), CSU-Pueblo, WR; **Jack Harris** ('13), West Texas A&M, OL; **Chris Symington** ('87), AHC/OL/RGC at CSU-Pueblo.

**IN THE NAIA:** **Jason Burianek** ('02), HC, Missouri Baptist.

**IN THE NFL** (see page with Buffs in the Pros).

**SHINNICK EARNS TOP HONOR**

**Pete Shinnick** ('88), who finished his fourth season as head coach at West Florida in 2019, was named the Gulf South Conference Coach of the Decade (2010-19). Ow does someone win that honor after just four years? First, he started the program in 2016, and one year later, the team reached the Division II championship game. Four years later in 2019, West Florida won the title. Shinnick's Argos were the second-fastest football program to go from startup to national champion in NCAA history. At 9-1, UWF currently owns the best postseason winning percentage in NCAA history (all on the road or at neutral sites).

**STREAKING**

Colorado has active multiple win streaks going against 11 Division I-A/FBS schools. The list: **5**—Colorado State; **4**—San Jose State; **3**—Minnesota, Stanford, Utah State, Wyoming; **2**—Arizona State, Iowa, Louisiana-Monroe, Massachusetts, Nebraska, Notre Dame and San Diego State. CU's longest current losing streaks are to Southern California (14), Texas (6), Missouri (5), Utah (4) and LSU, Michigan, Ohio State, Oklahoma State (3).

**SEVEN IN COLORADO**

Colorado will play seven games in the state for the 17th time sating back to the 1998 season, but all of those featured a game against Colorado State in Denver, truly a neutral site. With the Texas A&M game in Denver, while technically neutral, it is more of a home game obviously for the Buffs. The last time CU had seven true home games was in 1982; the only other year with more than six was in 1978, when CU played eight home games (including the first five at home — when CU opened 5-0 and allowed exactly 7 points in each of those games).

➤ The first three or more games are within the state's borders for the eighth time this century (2001, 2002, 2003, 2006, 2008, 2017, 2019, 2021).

**LAST NOTE ON SEASON OPENERS**

The Buffaloes are **23-10-1** in their last 33 season openers (dating back to 1988). In those 23 wins, Colorado scored **851** points, or an average of **37.0** per game; in the 10 losses, CU scored 172 points, or **17.2** per (it had 31 in the tie with Tennessee in 1990). In the six-game season opener winning streak, CU has scored 241 points, or 40.2. In the 23 victories, the opponent has scored **392** points, or 17.0 per. The bulk of the games have been against Colorado State (20; CU won 14), but the Buffaloes are 5-0-1 against Power-5 teams.



**HISTORICALLY**

Colorado is in its second century of intercollegiate football, as the Buffaloes are in their 130th season of competition having played **1,268** games with an all-time record of **715-517-36**. CU currently stands 26th on the all-time win list and is 36th in all-time winning percentage (.578; the Buffs are 29th for those schools with 1,000 or more games played in Division I-A). Only 12 Division I schools have played more seasons of intercollegiate football than Colorado; Washington is the only Pac-12 school that matches CU's total of 132 (Cal is the only one who has played more games – 1,276), with only USC (853) and Washington (746) having won more games (CU is sixth in the league in winning percentage).

➔ In Boulder, the Buffs are **410-201-16** (.669) all-time and **321-179-10** (.640) in their 97th season on the “hilltop” (Folsom Field).

**OVERTIME**

Colorado is **7-9** all-time in overtime games (**4-6** at home), with seven losses by three points; the Buffs became the 84th team in FBS/I-A to play an overtime game when it played its first extra session affair against Missouri in 1999. Here's a chart summarizing the Buffs in overtime (\*—denotes in Denver):

Date	Opponent	Score	Regulation	Coin Toss	-----Total Yards-----		Notes
					Choice	Defense	
Oct. 9, 1999	MISSOURI	W 46-39	39-39	Missouri	Defense	25	Ends with Ben Kelly INT
Nov. 26, 1999	NEBRASKA	L 30-33	27-27	Nebraska	Defense	9	CU trailed 27-3 early in 4th
Nov. 9, 2002	at Missouri	W 42-35	35-35	Missouri	Defense	25	Ends with Kory Mossoni FR
Dec. 28, 2002	Wisconsin	L 28-31	28-28	Wisconsin	Defense	-2	Alamo Bowl
Oct. 11, 2003	KANSAS	W 50-47	44-44	Colorado	Defense	25	Brian Calhoun 3-25, TD rushing in OT
Oct. 23, 2004	at Texas A & M	L 26-29	26-26	Colorado	Defense	14	First CU turnover in an OT ends it
Oct. 7, 2006	BAYLOR	L 31-34 (3 OT)	17-17	Colorado	Defense	42	Ends in 3OT on Baylor INT
Sept. 1, 2007	*Colorado State	W 31-28	28-28	Colorado	Defense	7	Kevin Eberhart kicks GWFG (35) after Terrance Wheatley INT
Sept. 18, 2008	WEST VIRGINIA	W 17-14	14-14	Colorado	Defense	18	Aric Goodman kicks GWFG (25) after WVU FG miss
Sept. 10, 2011	CALIFORNIA	L 33-36	30-30	California	Defense	20	CU drives to CA4 but drive stalled
Sept. 27, 2014	at California	L 56-59 (2 OT)	49-49	Colorado	Defense	46	CU drives to CA1 but failed on 4th down
Oct. 25, 2014	UCLA	L 37-40 (2 OT)	31-31	Colorado	Defense	13	CU rallied from 31-14 down in 4th; two OT FGs
Sept. 19, 2015	*Colorado State	W 27-24	24-24	Colorado	Defense	10	Diego Gonzalez kicks GWFG (32) after Tedric Thompson FG block
Oct. 27, 2018	OREGON STATE	L 34-41	34-34	Colorado	Defense	18	CU drives to OS7, but four straight plays gain zero yards
Sept. 7, 2019	NEBRASKA	W 34-31	31-31	Nebraska	Defense	13	James Stefanou kicks GWFG (34), NU misses from 48
Sept. 14, 2019	AIR FORCE	L 23-30	23-23	Colorado	Defense	9	AFA scores on one play; CU stopped on downs at AFA 16

**COMEBACK BUFFS**

Over the last 14 seasons, CU has rallied to win from 10 or more points down 14 times. Three of the rallies have come from 17 down: this season, CU spotted Arizona a 13-0 lead, but **TB Jarek Broussard's** school record 155 yards in the second quarter helped the Buffs take the halftime lead and never look back. In 2019 against Nebraska, the turning point a 96-yard flea-flicker from **QB Steven Montez** to **WR K.D. Nixon** that pulled CU to within three; in 2012, Washington State led, 31-14, early in the fourth quarter, but CU scored three straight TDs to close the game, capped by **QB Jordan Webb** scoring on fourth down from four yards out with 0:09 remaining; **PK Will Oliver** added the game winning PAT. In 2007, the Buffs got the best of No. 3 Oklahoma when **PK Kevin Eberhart** capped a run of 20 straight points with a 45-yard field goal for a 27-24 win. Nine have taken place in Boulder, one in Denver, and three on the road (the WSU comeback was the largest fourth quarter comeback on the road CU has ever had).

**COLORADO COMEBACKS**

Trailed By	Time, Qtr.	Final	Opponent (Date)
<b>13</b> ( 0-13)	4:06, 2Q	24-13	at Arizona (Dec. 5, 2020)
<b>17</b> ( 0-17)	4:06, 3Q	34-31	OT; NEBRASKA (Sept. 7, 2019)
<b>14</b> ( 0-14)	2:44, 1Q	27-24	OT; Colorado State (Sept. 19, 2015)
<b>11</b> (20-31)	12:24, 3Q	41-38	at Massachusetts (Sept. 6, 2014)
<b>17</b> (14-31)	8:07, 4Q	35-34	at Washington State (Sept. 22, 2012)
<b>11</b> ( 3-14)	3:47, 1Q	44-36	KANSAS STATE (Nov. 20, 2010)
<b>10</b> (14-24)	10:40, 3Q	29-27	GEORGIA (Oct. 2, 2010)
<b>10</b> ( 0-10)	0:00, 2Q	31-13	HAWAII (Sept. 18, 2010)
<b>10</b> (21-31)	11:01, 4Q	35-34	TEXAS A&M (Nov. 7, 2009)
<b>11</b> (13-24)	9:14, 4Q	28-24	IOWA STATE (Nov. 8, 2008)
<b>14</b> ( 7-21)	7:29, 2Q	31-24	EASTERN WASHINGTON (Sept. 6, 2008)
<b>11</b> (24-35)	0:23, 2Q	65-51	NEBRASKA (Nov. 23, 2007)
<b>17</b> ( 7-24)	12:23, 3Q	27-24	OKLAHOMA (Sept. 29, 2007)
<b>11</b> (17-28)	10:05, 3Q	31-28	OT; Colorado State (Sept. 1, 2007)

**COLORADO NEAR THE TOP IN ALL-TIME 2,000-YARD / 1,000-YARD CAREER RUNNERS**

Colorado is tied for 12th in players who have gained 2,000 or more career rushing yards, as 19 Buffaloes through the years have reached that milestone. **TB Phillip Lindsay** was the last to do it, as he finished his career in 2017 with 3,707 yards (second all-time at the school). Colorado is also in the top 10 (sixth) in all-time 1,000-yard rushers with **54** (Oklahoma tops that list with 77, followed by Ohio State 69, Nebraska 65, USC 61, Alabama 60, Colorado 54, Army 53, Texas 51, West Virginia 50, LSU 48). The all-time leaders in players who have reached the career 2K plateau:

Oklahoma	32	Michigan	20	Colorado State	18	Michigan State	16	San Diego State	14	SMU	12
Nebraska	30	Texas A & M	20	Florida	18	South Carolina	16	Utah	14	Army	11
Georgia Southern	28	<b>Colorado</b>	<b>19</b>	Auburn	17	Tennessee	16	Bowling Green	13	Baylor	11
Ohio State	27	Northern Illinois	19	Boston College	17	Florida State	15	Georgia Tech	13	Mississippi State	11
Oklahoma State	25	Penn State	19	East Carolina	17	Houston	15	Indiana	13	Wake Forest	11
Syracuse	22	Texas	19	Illinois	17	Iowa	15	Minnesota	13		
Southern California	20	Virginia	19	Wisconsin	17	Tulsa	15	Mississippi	13		
Alabama	20	Virginia Tech	19	Georgia	16	West Virginia	15	New Mexico	13		
Clemson	20	Arkansas	18	LSU	16	Western Michigan	15	North Carolina	13		

In 1989, Colorado had four players on the roster at the same time with at least 1,000 career yards: **TB Eric Bieniemy**, **TB J.J. Flannigan**, **QB Darian Hagan** and **FB Erich Kissick**. Only two other times did the Buffs have three players that had hit that plateau on the same team, in 1993: **FB James Hill**, **TB Rashaan Salaam** and **TB Lamont Warren** and in 2015: **Christian Powell**, **Michael Adkins** and **Phillip Lindsay**.

**Historical Note.** Colorado was 1-yard away from another 2,000-yard rusher: the late **Carroll Hardy** ('54) ended his career with 1,999 yards. CU's SID at the time, **Fred Casotti**, never forgave himself, especially since his final game came against Kansas State, when he had 10 carries for 238 yards. In that 38-14 win, the Buffs rushed 36 times for 493 yards, or 13.7 yards per; he no doubt could have picked up that extra yard. Hardy went on to play pro football and baseball, and his claim to fame was becoming the only player to pinch-hit for **Ted Williams** (he also pinch-hit for **Roger Maris** and **Carl Yastrzemski**).



## SCORING STREAKS

The Buffs scored in a school record **242** consecutive games until Missouri ended the streak on October 25, 2008; it was first shutout loss since November 12, 1988 to Nebraska in Lincoln (7-0). The Buffs had scored in **94** consecutive road games (123 including neutral sites) as well as in 153 straight league games, all 103 in Big 12 play, including the four title games, and their final 50 in Big Eight competition, dating back to the '88 shutout at Nebraska. CU had scored in **150** straight games at home until Stanford shut out the Buffs, 48-0 on Nov. 3, 2012; the previous last shutout was a 28-0 loss to Oklahoma on Nov. 15, 1986.

Current streaks:

- CU has scored in **35** straight games overall, dating back to being shut out at Washington State (0-28) in 2017 (snapping a **60**-game scoring streak).
- CU has scored in **169** straight games against non-conference opponents (last shutout: a 44-0 loss at home to LSU on September 15, 1979).
- The home shutout losses to Stanford ('12), Oklahoma in '86 and LSU in '79 are the only three times CU has not scored at Folsom Field over the course of the last **332** games (all the way back to 1963).
- CU has been shutout just four times in the last **390** games overall (by Missouri in 2008 and 2010, by Stanford in 2012 and Washington State in 2017).
- CU has been shutout just 11 times in its last **623** games (dating to October 5, 1968), but only six schools have administered them: Oklahoma (three times), Missouri (twice), Nebraska (twice), Louisiana State, Michigan and Stanford.

## THE BUFFS IN NFL STADIUMS

The Buffaloes have played **25** games to date in seven current NFL venues, owning a record of **16-9** (12-4 in Denver, 1-0 in Foxborough, 1-0 in San Diego, 1-0 in Seattle, 1-2 in Houston, 0-1 in Jacksonville, 0-1 in Kansas City and 0-1 in Santa Clara). All-time, the Buffs are **21-21-1** playing games in stadiums that simultaneously hosted NFL teams (13-6 in Denver, 1-0 in Foxborough, 1-0 in Irving, 1-0 in San Diego, 1-0 in Seattle, 2-3 in Houston, 1-2 in Miami 1-2 in Tempe, 0-2-1 in Anaheim, 0-1 in Jacksonville, 0-1 in Kansas City, 0-1 in Santa Clara and 0-3 in Los Angeles).

## SAFELY AHEAD

The Buffs have been a virtual lock to win once they have a lead of two or more scores (nine-plus points) over the past 45 seasons. Since the 1976 opener, CU has protected a two-score lead **251** of **288** times, losing 34 and tying three when it blew the lead. Included in those 34 are four leads that were lost of 20-plus points:

Date	Opponent	CU Lead (when)	Result
10/27/18	OREGON STATE	28 (31-3, 3rd Quarter)	L, 34-41 OT
11/06/10	at Kansas	28 (45-17; 4th Quarter)	L, 45-52
11/10/07	at Iowa State	21 (21- 0; 3rd Quarter)	L, 28-31
10/10/79	OKLAHOMA STATE	20 (20- 0; 4th Quarter)	L, 20-21

(CU has lost a 14-point lead on nine occasions in this time frame).

Colorado has lost only 36 games (and was tied twice) dating back to 1980 when leading by *any* margin at any point in the fourth quarter or overtime. The most recent loss was in 2019 (Oct. 25), a 35-31 setback to USC after entering the final stanza with a 31-28 advantage. The ties came against Tennessee in 1990 (31-31, after leading 31-17) and Kansas State in 1993 (16-16 after taking a late 16-13 lead).

- Colorado has won **136** of its last **162** games in which it at any point has held a two-score lead. A 2003 loss to Baylor snapped a 26-game winning streak in such situations on the road, and an overall streak of 49 consecutive wins from 1993 to 1999 was snapped by CSU in 2000. In this same span, **Colorado has rallied to win 42 games and tie two others dating back to 1981 after once trailing at some point in the fourth quarter**. The most recent are the Nebraska and Stanford games this year: the Cornhuskers led 17-0 late in the third period when the Buffaloes started taking over the game, and the Cardinal led briefly in the fourth quarter. Two of the biggest ones occurred in 2007: CU rallied from 28-17 down in the third and 28-25 in the fourth to defeat CSU 31-28 in overtime) and Oklahoma (down 24-7 late in the third, eventually tying the fourth largest comeback in school history in winning 27-24).

## INJURIES SLIGHTLY UP IN 2020

Injuries were kept to a minimum over the 2016 and 2017 seasons after a flurry in 2015, as that season 10 positions had a starter miss at least one game due to injury. But in 2018, it was a different story as injuries hit **11** different starting positions (including punter and placekicker) that lost their starter for multiple games. In 2019, the count of full games missed was down again (though an abnormal number of partial games was the case). Below are the worst regular seasons for injuries/illness for the CU program over the last **35** years (KEY: GL—Games lost to injury; GL/2—Games lost by 2-deep scrimmage players; MG—"Man games" as defined by as the total number of games if all players NOT ticketed to redshirt played every game; Pct. Lost – percentage of man games lost, knowing that in actuality, the number is higher as third-team players and reserves don't see that much action; 2/MG—2-deep man games, or starting 24 positions (including kickers and punters plus backups):

Season	G	GL	MG	Pct. Lost	GL/2	2/MG	Pct. Lost	Season	G	GL	MG	Pct. Lost	GL/2	2/MG	Pct. Lost
2008	12	121	1008	12.0	110	576	19.1	2018	12	96	1,056	9.1	70	576	12.2
2011	13	141	1066	12.8	115	624	18.4	2016	14	129	1224	10.6	75	672	11.2
1998	11	101	864	11.7	89	528	16.9	2003	12	74	876	8.4	58	576	10.1
2000	11	101	880	11.5	82	528	15.5	1997	11	51	770	6.6	41	528	7.8
2010	12	103	924	11.1	88	576	15.3	2019	12	55	1,080	5.1	40	576	6.9
2015	13	120	1053	11.4	93	624	14.9	2017	12	61	960	6.4	39	576	6.8
2020	5	64	400	16.0	32	220	14.5								
2002	13	139	1118	12.4	80	624	12.8	2021	1	4	90	4.4	4	48	8.3
2012	12	108	984	11.0	71	576	12.3	*—man-games for 2-deep include P and PK spots.							

Dating back to 1987, CU has lost over five percent of its "man game" count due to injury 16 times (1995-97-98-2000-02-03-08-10-11-12-13-15-16-17-18-19).

## FOLSOM FIELD CAPACITY SNAPSHOT

Folsom Field's official capacity had been 53,613, expanded last in 2003 when 1,903 club seats and 41 suites were added in the east side stadium expansion; however, with CU's \$156 million Athletics Complex Expansion nearing completion and the northeast corner of the stadium and the north stands now redesigned, the new capacity now stands at **50,183**. Folsom is tied for the 18th oldest venue among the 128 NCAA Division I-A/FBS stadiums. It is the fourth oldest stadium in the Pac-12 Conference, as only Husky Stadium (Washington, 1920), Rose Bowl Stadium (UCLA, 1922) and Los Angeles Memorial Coliseum (USC, 1923) are older.

**BUFFS AGAINST THE BEST**

Here's a look at how CU has fared all-time against nationally ranked teams (*Associated Press* poll):

Games	All-Time Record	1989-2021 Record	Karl Dorrell Record	Coach With The Most Wins
versus Top 5.....	12-54-1	8-22-0	0-0	5 / Bill McCartney
versus Top 10.....	25-97-3	14-43-2	0-0	8 / Eddie Crowder & Bill McCartney
versus Top 15.....	37-126-3	20-59-2	0-0	10 / Bill McCartney
versus Top 25.....	73-171-3	47-90-3	0-1	20 / Bill McCartney

**"OUTSIDE THE NINE DOTS"**

Some out of the ordinary records by the Buffs in some unique situations:

- ❑ Colorado is **89-53** against teams with three or more losses dating back to the 1985 season;
- ❑ Colorado is **89-51-1** in its last **141** games against schools that include the word "State" (dating to 1986);
- ❑ Colorado is **566-290-25** all-time in games played in the Mountain Time Zone (Colorado, Arizona, Montana, New Mexico, Utah, Wyoming)

**18 TO THE HOUSE ON THE FIRST TRY WHEN IT COMES TO THEFTS & SCORES**

CU players have a penchant to return their first career interceptions for touchdowns, as since 1992, **18** Buffaloes have scored after stealing their first college pass. Junior **CB Dante Wigley** is the most recent to accomplish it, racing 27 yards with his first pick for a touchdown versus Oregon State on Oct. 27. **S Nick Fisher** did it in grand style on Oct. 28, 2017: he picked off a pass in the end zone against Cal, his momentum taking him back nine yards deep, and then he raced 109 yards for the score (100 officially by the NCAA). Previous to that, **ILB Rick Gamboa** returned a deflected pass 20 yards for a score against OSU in 2016, and **ILB Kenneth Olugbode** had the one before that, racing 60 yards for a score in a 27-24 overtime win over Colorado State in 2015. That was the first in eight years, going back to 2007, when redshirt frosh **CB Jimmy Smith** had a 31-yard return that cut Nebraska's lead to 35-31 early in the second half and was the impetus to a 65-51 comeback win. Prior to that was another spectacular one: **ILB Marcus Burton** returned a pick 99 yards at Oklahoma State in 2005, preserving CU's shutout in the waning seconds of the game. Three did it in 2004: **OLB Brian Iwuh** did it off the bat when he made his first career pick and returned it 37 yards for what proved to be the winning touchdown against Colorado State in the season opener; a week later, **Joe Sanders**, plucked off a ball against Washington State and raced 51 yards for six, snapping a 3-3 deadlock in the process; then versus Texas, **CB Terrence Wheatley** plucked one off and ran 37 yards for six with his first theft. Two did it in 2001: **S Medford Moorer** picked off his first career pass and returned it 64 yards for a touchdown against Texas in the Big 12 Championship game, while **CB Donald Strickland** returned his first career pick 31 yards for a touchdown just one minute into the CSU game. Frosh redshirt **CB Phil Jackson** did it in 2000, as he returned his first career INT 28 yards for a TD against Washington. **SS Rashidi Barnes** had his first one in CU's win over CSU in 1997, returning it 26 yards for a score, rallying the Buffs into a 14-14 tie early in the second half. Barnes was the fourth Buff in a 14-game span to return a first career pick for a TD—**Marcus Washington** had a 95-yard theft for a score in the '96 Cotton Bowl against Oregon; **Vili Maumau** had a 33-yard interception for six (and a Hula dance) at Colorado State in 1996; and **Nick Ziegler** stole one for a 31-yard score against Washington in the '96 Holiday Bowl. In 1992, **Dwayne Davis** returned one 31 yards for a TD in a 21-20 win at Minnesota to start this amazing run.

➤ And three did it with their first **punt returns**: **Ben Kelly** (vs. Utah State in 1998), **Jeremy Bloom** (vs CSU in 2002) and **Laviska Shenault** (2017 vs. Texas State).

**BUFFALO DINOSAURS**

The longtime radio voice of the Buffs, **Larry Zimmer** wrapped up his career following the 2015 season, calling **486** CU games; a string of **251** in a row came to an end after he was hospitalized in October 2014 (he would miss the final six games of the season). He only missed 17 games overall; prior to the six due to illness, he had missed three bowls (two due to contracts forbidding teams to originate broadcasts), three regular season games due to travel conflicts and five road games in his final season; his 400th at CU was also the 1,000 of his professional career. In 2009, Zim was honored as the 15th recipient of the Chris Schenkel Award, which recognizes those who have enjoyed a long and distinguished career broadcasting college football at a single institution (he called a total of **570** college games, including 50 for Michigan and 34 for CSU).

**OTHER DINOSAURS**: **Darian Hagan** has been a part of 277 Colorado games (131 in two stints as an assistant coach, 62 as a football staff member, 35 as the Alumni C-Club director and 49 as a player); **Gary Barnett**, now an analyst with KOA, has worked **252** (106 as an assistant coach, 87 as head coach and 59 on the radio); **Mark Johnson**, who succeeded Zimmer as the voice of the Buffaloes, has called **206** games. **SID Dave Plati** has worked **476** overall in person (**488** overall; a streak of **410** dating from the '83 finale came to an end in the sixth game of 2017; a streak of **256** straight home games and **278** in the state of Colorado are intact). The late **Fred Casotti**, the school's longtime SID/associate AD from 1952-87, witnessed **477** CU football games (including **268** in a row at Folsom) prior to his passing in 2001. **Jon Burianek**, who retired as senior associate AD in June 2006 and then briefly rejoined the department on a contract basis in 2013, worked **444** CU football games, including a run of **415** in a row (229 of which were at home). The record by a coach is held by **Brian Cabral**, who, including his playing days (46 games), was a part of **340** (the last **294** of which were in a row); former facilities man **John Krueger** worked **325** (1980s to 2012). Then there are CU's "Super Twins," **Betty Hoover** and **Peggy Coppom**, who have been to all but handful of CU's home games — since 1940 and every single one — **358** — from 1958 through 2019 (we lost Betty in the summer of 2020; Peggy is 96). And the late **F.M. "Dutch" Westerberg** is the all-timer; the long-time season ticket holder saw *every* CU home game (**394** of 'em) from 1921 until 1999, when he passed away at the age of 94.

**STAT CREW**: **Jack Landon** (son of one-time presidential candidate Alf Landon) completed his 47th year as a member of the CU football stat crew in 2019; he joined the basketball crew in 1971 and then football two years later. The 10th longest person to serve on a stat crew nationally, he decided to retire ahead of the 2021 season.

**NFL SCOUT WATCH**

Colorado has just four players in their final year of eligibility on its 2021 roster, and as history has indicated, they will receive plenty of looks from scouts all around the National Football League; scouts/player personnel types pass through Boulder every season for a game and/or practice(s), with over three fourths of the league doing so on average every season (and 17 teams managed to scout CU in the shortened 2020 season). Thus far in 2021, CU has been scouted in person by Denver, Kansas City, N.Y. Jets and N.Y. Giants, with several teams headed to Denver to observe the Texas A&M game. Since the 2000 season, **1,067** NFL scouts have attended Colorado games (home, road and neutral sites). At the 2016 UCLA game in Boulder, the record for a CU game occurred: **31** scouts from 20 teams were in attendance for the game (next most: 20 for USC in 2017).





## PLAYING ON SUNDAY: IN-THE-PROS

There are **17** former Colorado Buffaloes on the 2021 National Football League opening week rosters (as of Sept. 6; 23 started out in camps, 18 were on final rosters in 2020). Colorado has had **269** players all-time go on to make an active NFL roster and **276** all-time draft picks, which ranks as the fourth most among Pac-12 programs and 23rd overall. CU had continually been one of the top 20 producers for the last quarter century of NFL talent and at one time in the late 1970's had the most active players (**47**) of any school in the nation. The last time Colorado was in the top 10 in players produced was in 2002 (10th, 29). The active list (KEY: **Exp.**—denotes number of years in the league including 2021; **I**—on injured reserve/physically unable to perform; **P**—practice squad):



Player	Pos.	Team	Exp.
Chidobe Awuzie	CB	Cincinnati Bengals	5
David Bakhtiari	OT	Green Bay Packers	9
Ken Crawley	CB	New Orleans Saints	6
Mason Crosby	PK	Green Bay Packers	15
<b>P</b> -Kabion Ento	CB	Green Bay Packers	2
<b>P</b> -Arlington Hambright	OT	Chicago Bears	2
Phillip Lindsay	RB	Houston Texans	4
<b>P</b> -Steven Montez	QB	Detroit Lions	2
<b>I</b> -Daniel Munyer	C/OG	Tennessee Titans	7
Isaiah Oliver	CB	Atlanta Falcons	4
Laviska Shenault	WR	Jacksonville Jaguars	2
<b>P</b> -Will Sherman	OT	New England Patriots	R
Jimmy Smith	CB	Baltimore Ravens	11
Nate Solder	OT	New York Giants	10
Davion Taylor	OLB	Philadelphia Eagles	2
Josh Tupou	DT	Cincinnati Bengals	4
Ahkello Witherspoon	CB	Pittsburgh Steelers	5

## IN CAMPS BUT WAIVED

Player	Pos.	Team	Exp.
Delrick Abrams	CB	Atlanta Falcons	2
Tony Brown	WR	Washington Football Team	2
Devin Ross	WR	New England Patriots	2
Alex Tchangam	LB	Seattle Seahawks	R
Tedric Thompson	SS	Tennessee Titans	5
Juwann Winfree	WR	Green Bay Packers	2

## COACHES

Name	Pos.	Team	Tie To Colorado
Klayton Adams	TE	Indianapolis	Asst. Coach, 2013-18
Eric Bieniemy	OC/RB	Kansas City	Player, 1987-90; Asst. Coach, 2000-02, '11-12
Joe Bleymaier	WR	Kansas City	Quality Control, 2013-15
Tom Cable	OL	Oakland	Asst. Coach, 1998-99
Moses Cabrera	Str/Cond	New England	Asst. S&C Coach, 2010
Matt Daniels	ST Asst.	Dallas	Grad Asst., 2017
Jon Embree	AHC/TE	San Francisco	Player '83-86/Asst. Coach '91-02 Head Coach 2011-12
Taylor Embree	RB	N.Y. Jets	Asst. Coach, 2020
Nick Holz	Off. Asst./WR	Oakland	Player, 2003-06
Vance Joseph	Def. Coord.	Arizona	Player, 1990-94 Asst. Coach, 2002-03
T.C. McCartney	Off. Asst.	Cleveland	Grad Asst., 2012-13
Chris Morgan	Asst./OL	Pittsburgh	Player, 1995-99
Kennedy Polamalu	RB	Minnesota	Asst. Coach, 1997-98
Robert Prince	WR	Houston	Asst. Coach, 2010
Chris Strausser	OL	Indianapolis	Asst. Coach, 2006
Troy Walters	WR Asst.	Cincinnati	Asst. Coach, 2013-15

## PLAYER PERSONNEL/DEVELOPMENT

Name	Team (Position)	Tie To Colorado
Malcolm Blacken	Washington (Sr. Dir., PD)	Strength Coach, 2011-12
Jordan Dizon	Denver (Scout)	Player, 2004-07/Butkus runner-up
Duke Tobin	Cincinnati (Dir., PP)	Player, 1992-93

**CANUCKS:** Two former Buffs are in the Canadian Football League, **S Afolabi Laguda** (Edmonton), **DL Chris Mulumba** (Hamilton).

**DAD PLAYED ON SUNDAYS:** Five players are the sons of former NFL players: **TE Caleb Fauria** (father and former Buff Christian played 13 seasons for four teams); **RB Alex Fontenot** (father Albert played 10 seasons with three teams); **ILB Marvin Ham II** (father Marvin, Carolina); **WR Brenden Rice** (father Jerry played 20 seasons for three teams, 16 with San Francisco); **WR Dimitri Stanley** (father Walter, played eight seasons with five teams).

**COLORADO HIGH SCHOOL COACHES:** Six former Buffaloes are serving as high school head coaches in the state; the five who head prep programs: **Matt Flavin** (Buena Vista), **Dave Logan** (Cherry Creek), **Spencer Colter** (Denver East), **Dusty Sprague** (Holyoke), **Scott Yates** (Kent Denver) and **DaVaughn Thornton** (Vista Peak). **Marcus Washington** is a defensive coordinator (Adams City), and three are assistants at Arapahoe: **Tyler Brayton**, **Jay Leeuwenburg** and **Paul Rose**.

**ALL-TIME CU PRO NOTE:** How good was CU's 1994 offense? Ten of the 11 starters were drafted into the NFL (Tony Berti, Rae Carruth, Christian Fauria, Heath Irwin, Chris Naeole, Rashaan Salaam, Kordell Stewart, Bryan Stoltzberg, Derek West and Michael Westbrook), with the 11th signing as a free agent (Lepsis). All played, and three even remained on NFL rosters some 11 years later. And six of the '94 defensive starters wound up playing professionally as well.


## CROSBY WATCH

**PK Mason Crosby** ('06) is the Green Bay Packers' all-time leading scorer both for the regular season and the regular and postseason combined; assuming the top spot in 2015. Through the 2020 season, he has scored **1,682** points in **224** regular season games (**20th** in NFL history) and **159** in 22 playoff games (fourth all-time) for a total of **1,841** (he also made an NFL record 23 straight field goals in the postseason). Crosby also holds both Packers' field goal marks: **345** regular season (**22nd** all-time) and **30** postseason (fifth all-time); his **647** extra points made are **ninth** all-time (**69** in the postseason are third). He is second all-time on the points and field goal (and third on the PATs made) charts for players who have/had spent their career with just one team. Crosby, of course, is CU's all-time leading scorer with **307** points.

➔ How many players have led a professional team and their college alma mater in scoring (regular season and playoffs combined)? The list is short (six including Crosby): **PK Jason Elam**, Denver Broncos/Hawai'i (1,870/395); **PK Stephen Gostkowski**, New England Patriots/Memphis (1,384/369); **PK Martin Gramatica**, Tampa Bay Buccaneers/Kansas State (640/349), **WR Jerry Rice**, San Francisco 49ers/Mississippi Valley State (1,244/310); and **PK Jeff Wilkins**, St. Louis Rams/Youngstown State (1,300/373).

➔ **ALL-TIME FWAA ALL-AMERICAN TEAM:** The Football Writers Association of America placed Crosby on the second-team of its All-Time All-America Team, announced in conjunction with the group's 75th anniversary in August 2015.

➔ **200-PLUS.** Crosby, with **224** NFL games under his belt, is the second Buffalo to participate in 200 pro games, as he is chasing **OT Stan Brock** ('79) for the most-ever by a CU alum. Brock appeared in **234** games (223 starts) in his career that spanned 16 seasons with New Orleans (1980-92) and San Diego (1993-95).



**O-LINEMEN PIPELINE TO THE NFL**

CU has been a solid conduit to the NFL League when it has come to offensive linemen and the research below indicates CU may very well be a place to go if an offensive lineman wants to take it to the next level. Dating back to the 1991 NFL draft, or the '87 recruiting class, **30 of 47** players who started at least two years on the Buff offensive line were either drafted or signed as free agents. The list is impressive (with four others who started just one season):

Full Years				Full Years			
Player	Pos	As A Starter	NFL (Round or FA)	Player	Pos	As A Starter	NFL (Round or FA)
Will Sherman	T	(3) 2018-20	New England (6)	Brad Bedell	G	(2) 1998-99	Cleveland (6)
Stephane Nembot	T	(4) 2012-15	Baltimore (FA)	Shane Cook	T	(2) 1998-99	New Orleans (FA)
Daniel Munyer	C/G	(3) 2012-14	Kansas City (FA)	Ryan Johanningmeier	G/T	(3) 1997-98-99	Atlanta (FA)
David Bakhtiari	T	(3) 2010-12	Green Bay (4)	Melvin Thomas	G/T	(3) 1995-96-97	Philadelphia (7)
Ryan Miller	G	(5) 2007-11	Cleveland (5)	Chris Naeole	G	(3) 1994-95-96	New Orleans (1)
Nate Solder	T	(3) 2008-10	New England (1)	Heath Irwin	G	(3) 1993-94-95	New England (4)
Daniel Sanders	G/C	(3) 2006-08	St. Louis (FA)	Bryan Stoltenberg	C	(4) 1992-93-94-95	San Diego (6)
Edwin Harrison	G/T	(3) 2005-07	Kansas City (FA)	Derek West	T	(3) 1992-93-94	Indianapolis (5)
Tyler Polumbus	T	(3) 2005-07	Denver (FA)	Tony Berti	T	(2) 1993-94	San Diego (6)
Brian Daniels	G	(4) 2003-06	Minnesota (FA)	Jay Leeuwenburg	C	(3) 1989-90-91	Kansas City (9)
Mark Fenton	C	(3) 2004-06	Denver (FA)	Mark VanderPoel	T	(3) 1988-89-90	Indianapolis (4)
Clint O'Neal	T	(2) 2004-05	Washington (FA)	Joe Garten	G	(4) 1987-88-89-90	Green Bay (6)
Sam Wilder	T	(2) 2003-04	Dallas (FA)	<b>One-Year Starters:</b>			
Marwan Hage	G/C	(3) 2001-02-03	Jacksonville (FA)	Arlington Hambricht	OT	(1) 2019	Chicago (7)
Wayne Lucier	G/C	(2) 2001-02	N.Y. Giants (7)	Tom Ashworth	T	(1) 2000	New England (FA)
Justin Bates	T/G	(3) 2000-01-02	Dallas (7)	Ben Nichols	G	(1) 1998	Atlanta (FA)
Andre Gurode	G/C	(3) 1999-00-01	Dallas (2)	Ariel Solomon	T	(1) 1990	Pittsburgh (10)
Victor Rogers	T	(3) 1999-00-01	Detroit (7)				

**A LONG LINE OF WALK-ONS HAVE RISEN TO FIRST-TEAM AT COLORADO**

After the NCAA reduced the number of scholarships from 95 to 85 (completed in 1992), more and more players have had to make their bones starting as walk-ons. Here's a short list (41 count) of some of the standout former and current walk-ons who rose to first-team status at Colorado:

Player	Pos.	First Season	Letters	Notes
Willie Beebe	FB	1978	4L	Solid blocker who scored nine career touchdowns as a bruiser near the goal line
Kyle Rappold	NT	1985	3L	Known as the "trash compactor" for his stature, the Fort Lewis transfer clogged the run
Jeff Campbell	WR/KR	1986	4L	Earned scholarship second day of freshman camp; played five years in the NFL
Ken Culbertson	PK	1986	3L	Scored 98 points in CU's 11-0 run in '89 season, making 59-59 PAT and 11-17 FG
David Gibbs	CB	1986	4L	Solid corner and special teams performer; enjoying a log coaching career in college and the NFL (now with UCF)
Mark Henry	WR	1987	3L	Big play guy with 18 career catches for 416 yards, or 23.1 per catch
Robbie James	WR	1987	1L	Threw TD pass on third down FG fake at Oklahoma State to lead CU to 16-12 win in 1991
Charles Johnson	QB	1987	2L	Often subbed for an injured Darian Hagan, earning Orange Bowl MVP honors in '91 vs. Notre Dame
Erik Norgard	C	1987	2L	Walked on in the spring after transferring from Western Washington; All-Big 8 as a senior
Chris O'Donnell	LB/SN	1987	4L	Solid as a rock at long snapper on special teams all four years
Keith Miller	FB	1992	2L	From tiny Ovid, Colo., he was a solid blocking back. Now an opera singer with the MET.
Ryan Black	SS	1993	4L	Led team in tackles as a junior in 1996 with 154 (78 solo)
Ryan Sutter	FS	1993	3L	CU's all-time special teams points leader, led Buffs in tackles (170, 98 solo) in 1997
Neil Voskeritchian	PK	1993	2L	Won the starting placekicker job in 1994, finished career ninth in scoring at CU (161 points)
Nick Pietsch	P	1996	4L	Led CU in punting in 1997-98-99, finished with a career average of 39.9
Beau Williams	TE	1998	2L	Primarily a blocking tight end, played a big role on CU's 2001 Big 12 title team
D.J. Hackett	WR	2001	2L	Walked on after CS-Northridge dropped football; led CU in receiving in '03, four-year NFL veteran
Tom Hubbard	FS	2001	2L	Defensive MVP of the 2004 Houston Bowl with two interceptions
Evan Judge	WR	2001	4L	Caught 69 balls for 903 yards to finish in top 20 in receiving yards
John Torp	P	2001	3L	Finished second for the '05 Ray Guy Award; set a school records with 205 punts, 65 inside the 20
Paul Creighton	TE	2002	4L	Also saw action at FB, he primarily was a
Greg Pace	SN	2002	4L	Took over all special team snapping chores early as a freshman and handled through senior year
Joel Klatt	QB	2003	3L	Former infielder in Padres organization went on to set 44 CU passing and total offense records
Cody Crawford	WR	2004	3L	Has cracked the school's all-time lists in catches and yards
Jeff Smart	ILB	2005	4L	Earned a scholarship 3 games into the 2007 season, first LB to do so under Cabral; second most tackles by a WO
Scotty McKnight	WR	2006	4L	First freshman WR to ever lead CU in receiving (43-488, 4 TD), finished first in career receptions and third in yards
Aric Goodman	PK	2008	3L	In his first season, he was awarded a scholarship after making the game-winning FG versus West Virginia
Jason Espinoza	WR	2008	3L	Suffered two breaks to his collarbone in '08, playing briefly in-between; co-first team WR in '09
Dustin Ebner	WR	2009	3L	Primarily on special teams until his senior year, when he became a regular in the rotation and caught his first TD pass
Keenan Stevens	C	2009	2L	Pressed into duty in the season opener due to injury, he soon became a fixture and started 10 games
Alex Wood	FB	2009	2L	Hybrid tight end/fullback worked exceptionally hard and became the first player from Steamboat to start in decades.
Scott Fernandez	TE	2010	2L	Ascended to the top of the depth chart his senior year ('13); first career catch was fifth longest (71 yards vs. UA).
Travis Sandersfeld	DB (N)	2010	4L	One of the CUs top perennial special teams performers, he emerged as the starting nickel back for 5 games in 2010
David Goldberg	DE	2011	3L	Coaches cited how hard he worked daily in practice and assumed a starting spot midway through his senior year
Darragh O'Neill	P	2011	4L	Had more punts (74) than any other freshman at CU, with his 42.3 average second best by a frosh in the NCAA
Ryan Moeller	FS	2013	4L	Starred at Rifle HS in the middle of the Colorado Rockies, top special teams performer and had 14 UT in first start
Colin Johnson	H	2015	1L	He earned the holder position in spring drills
T.J. Patterson	H (QB)	2016	1L	He earned the holder position in spring drills
J.T. Bale	SN	2016	3L	He earned the snapping job (long and short) in August camp
Josh Goldin	H (QB)	2018	1L	He joined the team after serving as a student equipment manager and handled the holding chores for 9 games
Brady Russell	TE	2018	3L	The nephew of CU's Butkus Award winning linebacker Matt ('16), he caught the coaches attention early.
Jack Shutack	OG	2019	1L	He transferred to CU from Rutgers and played sporadically until earning his first start at Washington State in 2019
Derek Bedell	SN	2020	1L	The nephew of OG Brad Bedell ('98-99), he assumed the top snapping job (long and short) in game 2 in 2020



## STAT SHOTS

Here are some interesting statistical bullets about Colorado football:

- ➔ **30+.** In its history, Colorado is **329-29-1** when scoring 30 or more points (**1-0** in 2021, **21-6** over the last five years), with records of **234-9** with 35-plus points and **217-7** with 36-plus, **199-5** with 38-plus and **112-2** with 43 or more tallies. The seven losses with 36 or more points came to Air Force (58-35 in 1968), Oklahoma (82-42 in 1980), Stanford (41-37 in 1993), Toledo (54-38 in 2009), Kansas (52-45 in 2010), Utah (42-35 in 2012), California (59-56 in 20T in 2014) and Arizona in 2017 (45-42). CU has played **1,268** games in its history, registering point totals of every number between 0 and 70 except 1 (duh!) and 68, and 75 and 109 above that mark.
- ➔ **30 points / 3 TDs.** CU has scored 30 or more points in **161** of its last **371** games, posting a **136-24-1** record; the Buffs have scored at least three touchdowns in **244** of these games dating to the start of 1989; in this time frame, CU is **30-109-2** when held to two or fewer touchdowns.
- ➔ The most common point total CU has scored in winning a game are **27** and **31** (34 times each), followed by **20** (32 times); in losing a game, it's **0** (91 times, but the bulk of those—63—were prior to the end of World War II); otherwise, it's **7** (56 times).
- ➔ Colorado is **125-127-3** in its last **255** league games: within this record is a 25-game span in which CU did not lose a conference game, the fourth longest streak all-time in the Big Eight (1958-1995). Colorado was 23-0-2 during that run.
  - ➔ Colorado, however, is only **23-62** as a member of the Pac-12.
- ➔ For years, the mark of a strong CU team was that the Buffaloes routinely averaged six or more yards on first down. Technically the last time the Buffs averaged six or more for a season was in 2001, their Big 12 Championship year (**6.7**; CU did average **5.98** per first down play in 2016). Colorado did it six times between 1989 and 1997, including a team record best of **7.2** in both 1989 and 1994.
  - ➔ Since 1966, CU has averaged less than **4.3** just seven times (last in 2012) and less than 4.1 once—3.5 in 1979. In 2012, the Buffs averaged **4.25** yards on first down, the lowest since that 3.5 figure in 1979.
  - ➔ The 2016 Buffs had their best average on first down in years with that **5.98** figure, their best since 2001 (6.7). CU had a strong year in 2019, averaging **5.69** yards on **369** first down plays, but it dropped back down to **4.83** in the pandemic-shortened 2020 campaign.
  - ➔ In **2021**, the Buffs averaged **5.42** yards on **31** first down plays against Northern Colorado (though **28** of those were rushes and CU never threw deep).
- ➔ Dating back to the fifth game of the 1999 season, an OT win over Missouri, the Buffs have **65** scores by return, or non-offensive scores, in the last 22-plus seasons (highs of eight in 1999 and 2002). Since the '95 opener and including postseason, CU has **85** scores by return in **310** games (78 regular season, seven in bowls). The last one: *an 81-yard punt return by Brenden Rice against Utah on Dec. 12, 2020*.
- ➔ **200/200.** Colorado has accomplished the 200 "double-double," that is 200 yards both rushing and passing **55** times in the last **335** games, dating to 1993), having accomplished it **1** times under Dorrell (**1-0**). CU averaged over 200 in each for the season in 1993, 1994 and in 2001 (and threatened to do it in 2016). The Buffs are **53-8** since 1981 when they have reached the 200 plateaus in both and **61-11** overall. *Prior to '93, CU accomplished the feat only 19 times in its first 929 games in its history.*
- ➔ **600+.** Colorado is **17-1** all-time in games when it has gained 600 or more yards on offense; the first and only loss was in 2014 when the Buffs had 630 in a 59-56 double overtime loss at California on Sept. 27, 2014. CU is **0-0** under Dorrell; the last two games with 600-plus were against Nicholls State in 2015 and Washington State in 2016.
- ➔ **500+.** Colorado is **15-8** in games when it has gained 500 or more yards on offense since it joined the Pac-12 conference, **8-7** in Pac-12 games. All-time (since 1946 when records are available), the Buffs are **86-14** with at least 500 yards of total offense. CU is **1-0** under Dorrell.
- ➔ **Grass.** Colorado is **104-106** in its last **210** games on grass, including a **68-63** mark at home (**18-10** in the last 28 games at Folsom), dating back to the 1999 season when Folsom Field converted back to grass (CU is **24-14** on grass over the last five seasons).
- ➔ **Artificial Turf.** Colorado is **101-68-3** in its last **172** games on non-grass fields dating back to 1989, including a **66-51-3** mark in conference games. CU is **2-1** on the fake stuff under Karl Dorrell.
- ➔ **First Quarter Dominance.** Dating to the start of 2016 (**55** games), Colorado has been fairly dominant in the first quarter: CU has outscored its opponents **378-282** with edges in total offense of **385** yards and **plus-8** in TO margin.
- ➔ **Goal-to-Go Situations.** Over the last seven seasons, the Buffs have scored in **143** out of **157** situations when it has been first-and-goal. This includes **115** touchdowns and **28** field goals, thus the TD percentage is **73.2** and the overall percentage is **91.1**. The **14** non-scores: seven fourth down misses, four missed field goals (from 26, 28, 31 and 33 yards) and three turnovers.
- ➔ **No Turns or Sacks.** Dating back to 1972, Colorado is **19-4** in games when not allowing a sack or committing a turnover (**1-1** under Tucker, including his first game as coach, the 52-31 win over Colorado State). In these 23 games, the Buffs have outscored the opponent by **905-509** (only seven games decided by less than 17 points).
- ➔ **Turnover Free.** Colorado has played **90** turnover-free games dating back to the 1946 season, owning a record of **59-27-4** in those games (**2-1** in bowls). Under Dorrell, CU is **2-0**.
- ➔ **Time Spent In The Lead.** The Buffaloes held leads in 11 of 14 games in 2016 (two-score leads in 10 of those), and were ahead for a total of **457:20** on the season. That's the second-most by a hair in the 26 years CU has tracked the stat (CU led for 458:01 in 1996—a 12-game season including the bowl). In 2017 and 2018, CU held the edge up until both season finales, the opponent owning edges of 16:43 in 2017 and 12:32 in 2018. In 2019, CU led just **34.7** percent of the time, over 100 minutes behind the opponent.
  - ➔ In 2020, CU led for **199:44**, or 55 percent of the time.
- ➔ The Buffs averaged **439.2** yards per game in 2016, in part thanks to a school record eight games in a row with **400** or more, with an average **284.6** yards through the air. Colorado has averaged 400 or more yards per game over the course of an entire season 16 times (last in 2017), with the school record of 495.3 set during the 1994 season. CU was averaging over 400 through 10 games in 2018 and through 11 in 2019 but finished just below both seasons.
  - ➔ CU had six games in 2019 with 400 or more yards (high of 520).
  - ➔ The Buffaloes have averaged over 300 yards passing in a season just once — 303.5 — in 1996, and came close the year before (297.2) and in 1992 (297.4); otherwise, CU has thrown for 250 or more per game just four times, including 2014 and 2016 (254.4).
- ➔ CU rarely folds when the opponent is faced with a 3rd-and-20 or longer. Dating back to 1993, opponents are just **5-of-134** on 3rd-and-20 or more. The Buff defense have had streaks of 51 and 30 in this span (Stanford is the last team to convert one, in 2011; the opponent is now **0-of-25** since). The CU offense is **13-of-151** when it's faced with 3rd-and-20 plus in the same span (**0-of-10** since last converting on a 3rd-&-27 in the '16 Alamo Bowl against Oklahoma State).
- ➔ CU has scored in **3** of **4** quarters this season (20 of 24 in 2020) and in **124** of **172** quarters dating back to the start of the 2017 season).





## TRENDS I

## 1985-PRESENT

Since 1985, when the Buffs returned to their traditional winning ways after six frustrating years from 1978-84, corresponding with coach **Bill McCartney** switching to the wishbone, Colorado is **233-197-4**; in these 432 games spanning the last 36 seasons, CU has posted the following records (including bowls):

♦ with 400-plus yards total offense	137-42-2	♦ when holding opponent to 17 points or less	133-19-1
♦ with 500-plus yards total offense	66-13-0	♦ when holding opponent under 100 yards rushing	114-18-1
♦ when rushing for 200-plus yards	130-19-1	♦ when holding opponent under 300 yards total offense	108-21-1
♦ when rushing for 250-plus yards	91- 6-1	♦ when scoring first	153-60-1
♦ when rushing for 300-plus yards	57- 2-1	♦ when leading at halftime	184-37-2
♦ when rushing and passing for at least 200 yards	51- 8-0	♦ when leading after three quarters	191-27-3
♦ when out-rushing the opponent	202-37-3	♦ when scoring 30 or more points	149-23-1
♦ when converting 50 percent or better on 3rd down	94-18-1	♦ when held to 13 points or less	4-69-0
♦ when punting three or fewer times	79-29-1	♦ with a 100-yard rusher and receiver	35-10-0
♦ with zero turnovers (177-87-2 with two or fewer)	51-24-2	♦ when not committing a turnover or allowing a sack	19- 4-0
♦ when scoring 40 or more points (19-2 since joining Pac-12)	84- 3-0	♦ when holding edge in 1st downs & possession time	135-39-2

## TRENDS II

## ASSORTED TIMELINES

A look at some Colorado records in games over assorted periods of time:

## Since Start of 1892 Season (or all-time):

➤ with a 100-yard rusher and receiver	38-11
➤ when scoring 43 or more points	126- 2

## Since Start of 2001 Season:

➤ when opponent has under 100 yards rushing (18-4 last 22)	48-17
➤ when opponent scores 17 points or less (25 straight wins)	51- 5
➤ when rushing for 250-plus yards (13-1 300-plus)	32- 2
➤ with 500-plus yards total offense (3-1 with 600-plus)	28- 9

## Since Start of 2013 Season:

➤ when rushing for 200-plus yards	21- 6
➤ when rushing and passing for at least 200 yards	14- 5
➤ when holding opponent under 300 yards total offense	18- 0
➤ with a 100-yard rusher	22- 8
➤ with a 100-yard rusher and receiver	12- 3
➤ when leading at halftime	30-11
➤ when scoring 30 or more points	28-12
➤ when leading after three (3-40 trailing, 4-1 tied)	33- 6

## TURNOVER ANALYSIS / DORRELL ERA

Most head coaches believe that when it comes to turnovers, they are one of the single most important factors in winning or losing ball games. Statistics usually back up the argument, thus we will chart the numbers under Karl Dorrell. A closer look:

Dorrell Era	Turnovers Committed	Turnovers Forced	+/-	Scoring Off Turnovers PF	PA	+/-
5 WINS	5	8	+ 3	21	10	+11
2 LOSSES	6	1	- 5	0	17	-17
7 GAMES	11	9	- 3	21	27	- 6

## POST BYE WEEKS

Colorado is **30-24** in games following a bye week in the post-World War II Era (or since 1946); after the Buffaloes joined the Big Seven Conference in 1948, CU stopped playing Denver in an annual Thanksgiving game that year and byes became much rarer. In fact, the Buffs had just five bye weeks between 1948 and 1984 (going 3-2; one was created in 1963 after the assassination of JFK). Since 1985, CU has had at least one bye in 32 of 35 seasons, with two weeks off 12 of those years (including 2019) and one season with three idle Saturdays (2001, due to the Sept. 11 terrorist attacks). CU is **26-21** in games following byes dating back to 1985, which includes a **4-6** mark as a member of the Pac-12 (losing to Arizona State in 2012, at Oregon State in 2013, at USC and Oregon in 2014, at Utah in 2017 and to Arizona in 2019; and wins over UCLA in 2016 and 2018, Washington in 2019 and San Diego State in 2020).

## TOUCHDOWNS ON FIRST CAREER TOUCH

Four players in the last five years have scored a touchdown on their first career touch, with one still remaining on the roster: in 2018, **WR Daniel Arias** caught a 37-yard pass from QB Steven Montez to become the 16th known player to do so in CU history (he did so in his hometown, making it even more special). Not including those players whose first career interception were returned for scores (*see elsewhere in these notes*), here's a list of known players in CU history that scored a TD the first time they touched the football:

Player	Date	Opponent	Score	How
Lamar Meyer	Sept. 18, 1954	DRAKE	W 61- 0	26 pass from Frank Bernardi
Gerry Leahy	Sept. 25, 1954	COLORADO ST.	W 46- 0	8 pass from Homer Scott
Leon Mavity	Sept. 30, 1961	OKLAHOMA ST.	W 24- 0	60 punt return
Chuck Morris	Nov. 25, 1961	IOWA STATE	W 34- 0	12 pass from Pat Young
Roger Wissmiller	Oct. 20, 1962	at Iowa State	L 19-57	2 pass from Frank Cesarek
Larry Ferguson	Sept. 15, 1973	at Louisiana State	L 6-17	37 run
Mike Kerin	Sept. 27, 1975	WICHITA STATE	W 52- 0	32 pass from Jeff Austin
Craig Keenan	Sept. 25, 1982	WYOMING	L 10-24	1 run

Player	Date	Opponent	Score	How
James Kidd	Sept. 11, 1993	BAYLOR	W 45-21	25 pass from Vance Joseph
Jeremy Bloom	Aug. 31, 2002	Colorado State	L 14-19	75 punt return
DaVaughn Thornton	Nov. 6, 2010	at Kansas	L 45-52	12 pass from Cody Hawkins
Scott Fernandez	Nov. 10, 2012	at Arizona	L 31-56	71 pass from Connor Wood
Jay MacIntyre	Sept. 26, 2015	NICHOLLS STATE	W 48- 0	38 pass from Sefo Liufau
Kabion Ento	Sept. 10, 2016	IDAHO STATE	W 56- 7	69 pass from Steven Montez
Laviska Shenault	Sept. 9, 2017	TEXAS STATE	W 37- 3	55 punt return
Daniel Arias	Oct. 20, 2018	at Washington	L 13-27	27 pass from Steven Montez

## SOUTH PARK RALPHIE INTRO

Most know that the creators of Comedy Central's popular *South Park* are University of Colorado alums: **Trey Parker**, **Matt Stone** and animator **Eric Stough**. Trey voices **Eric Cartman**; he teamed with Eric this summer to create a short (roughly 20 seconds) vignette that debuted during the countdown to kickoff prior to the 2014 Arizona State game. It's been a hit since, especially among the CU student section. Cartman is seen in his usual garb and he introduced Ralphie before the real buffalo led the Buffs on the field.





## 2021 ANNIVERSARIES

The annual listing of what happened years ago, or anniversaries of 5, 10 and 25-year increments:

- 1891** (Nov. 26) After going 0-4 in its first season of intercollegiate football the previous year, and dropping the first four games in '91, Colorado earns its first-ever win in the sport with a 24-4 win on the road against the Colorado Springs Athletic Association.
- 1896** Colorado records its first undefeated season with a 5-0-0 mark, outscoring the five opponents 161-6.
- 1901** After a one-year absence, Fred Folsom returns for his second of three stints as CU head coach, piloting the Buffs to a 5-1-1 mark.
- 1906** Colorado posts perhaps its weirdest record in its football history: 2-3-4, the four ties all of the scoreless variety. CU scored just 28 points but allowed only 32.
- 1911** The third of three 6-0 teams in a row while establishing the school's all-time winning streak of 21 games between 1908 and 1912. Colorado outscores the six opponents 88-5, allowing one field goal on defense and a safety for the only points.
- 1916** The first year of the post-Fred Folsom Era, as CU's legendary coach retired following the 1915 season; Bob Evans takes over but the Silver & Gold go 1-5-1.
- 1921** (Oct. 29) CU travels its furthest east for a football game, some 926 miles, but lose 35-0 at the University of Chicago, then a powerhouse in college football; the only longer trip at the time in program history was a 1915 game against Washington in Seattle, 999 miles from the CU campus. Trains took CU to both locales.
- 1926** CU opens the year with four straight home games, only done three times since (1937, 1943 and 1978 – in all of which the first five were at Folsom Field).
- 1931** (Nov. 26) Colorado defeats Arizona in Tucson, 27-7, on Thanksgiving, the last time (and of three total) Thanksgiving Day games CU has played out of the state.
- 1936** (Nov. 7) **Byron White** sets a then-school record by scoring 25 points (4 TD, 1 PAT) in a 31-7 win at Utah. White sets up his All-America season the following year by rushing for 643 yards with 1,339 all-purpose yards and 10 touchdowns.
- 1946** Jim Yeager reassumes head coaching position after serving in World War II for two years. An Oct. 12 win at Wyoming (20-0) was played in a blizzard.
- 1951** (Nov. 17) Colorado drills Nebraska in Lincoln, 36-14, in the program's first-ever televised game. **Bill Stern** (play-by-play) and **Ray Michael** (commentary) call the game, produced independently and aired regionally on NBC.
- 1956** (Nov. 4) After giving Oklahoma fits most of the decade, the Sooners roll into Boulder ranked No. 1 in the nation, CU's first-ever against the No. 1 team, and it appears the Buffaloes might finally break through. CU builds a 19-6 halftime lead, only to see OU rally with 21 second half points for a 27-19 win. The Buffs go on to finish 4-1-1 in the Big 7, earning the invitation to the Orange Bowl where CU beat Clemson, 27-21, for the first bowl win in school history.
- 1961** Colorado won its first Big 8 Conference championship, its first league title since 1942 (when it shared the Mountain States crown). The two biggest wins were a 20-19 win over Kansas (after trailing 19-0 early in the fourth quarter), and a 7-6 win over No. 10 Missouri. A 7-0 win at Nebraska remains to this day one of the school's all-time defensive gems: the Buffs held Nebraska to 31 total yards and zero first downs. CU reached No. 6 in the polls but lost to No. 4 LSU in the Orange Bowl, 25-7. **Joe Romig** is named an All-American for the second straight year and earns the Rhodes Scholarship.
- 1966** Colorado finished second in the Big 8 Conference race with a 5-2 mark (7-3 overall), the two league setbacks by a combined three points, 11-10 at Oklahoma State and 21-19 against Nebraska. After losing 24-3 to open the season at No. 20 Miami, the Buffaloes bounce back and win at No. 10 Baylor, 13-7, in a game where CU was on a mission to win after its black players were subject to racist taunts, including on a pregame radio show piped into the team lockerroom.
- 1971** Artificial surfacing makes its debut in Boulder on Sept. 18 versus Wyoming, as an AstroTurf carpet blanketed Folsom Field; fittingly, it snowed two feet that day and likely prevented cancellation of the game. CU's stunning road upsets of No. 9 Louisiana State and No. 6 Ohio State paved the way for a 10-2 season, as the Big 8 owned the top three spots in the final Associated Press poll after the bowls. With Nebraska (#1), Oklahoma (#2) and Colorado (#3), it was the first and to date only time in history one conference has occupied all top three positions at the end of the year. **Charlie Davis** rushes for a then-record 1,386 yards for the season, including a still-record 342 against Oklahoma State on Nov. 13, while **Cliff Branch** returns an NCAA record four punts for touchdowns. CU caps its first 10-win season with a 29-17 win over No. 15 Houston in the Astro-Bluebonnet Bowl.
- 1976** Colorado won its second Big 8 Conference title with a 5-2 league record; the Buffs were tied with Oklahoma and Oklahoma State, but CU earned the title via tiebreaker by virtue of its wins over the Sooners (42-31) and Cowboys (20-10). Nine players off the '76 team would be selected in the following spring's NFL Draft, including five in the second round in an 18-pick span between Nos. 35 and 52.
- 1981** The Buffs were 3-8, winning their season opener (45-27 over Texas Tech), homecoming (11-10 over Oklahoma State) and season finale (24-21 against Kansas State). Coach Chuck Fairbanks would resign the following June 1 to take a similar job with the New Jersey Generals of the fledgling USFL.
- 1986** Fresh off a season where CU won the NCAA Most Improved Team Award (+5½ games over a 1-10 record in 1984), the Buffaloes open up a disappointing 0-4, the last three of those losses by a combined eight points. CU rallies to win its next five, including a 20-10 win over No. 3 Nebraska which many refer to as the "Turning Point" in the Coach Bill McCartney Era. That run set up a battle for first place in the Big 8 and the Orange Bowl berth that went with it against Oklahoma on Nov. 15. But the Sooners end the dream with a 28-0 win in Boulder, in a game where OU did not attempt a single pass.
- 1991** Colorado ties for a third straight Big 8 title with a 6-0-1 mark, as a Nov. 2 tie with Nebraska (19-19) ends a 19-game winning streak in conference play, dating back to the '88 finale. **Lamont Warren** rushes for 830 yards, to this day a single-season best by a CU freshman, and in one of the most daring personnel moves since the days of platoon football, coach **Bill McCartney** plays his starting quarterback, senior **Darian Hagan**, as the team's top punt returner so he can better showcase his talents for professional football.
- 1996** A 33-21 win over Washington gives CU a 10-2 record, its third consecutive 10-win season for the first time in school history. It was also the inaugural season of the Big 12 Conference, and Colorado won its first league game, 24-10, at Texas A&M in a game where the Buffs had the quickest score from scrimmage in their history: after **Ryan Sutter** recovered an A&M fumble on the opening kickoff, **Rae Carruth** scored on a 28-yard end around just 13 seconds into the game. **Koy Detmer** set a school record with 3,156 passing yards, and the 20-4 start over his first two seasons as a college coach by **Rick Neuheisel** ranks as one of the top 5 all-time in NCAA history.
- 2001** A Sept. 15 game at Washington State was cancelled due to the Sept. 11 terrorist attacks on the east coast. CU plays in its first Big 12 Championship game and wins the title with a 39-37 win over Texas in basically a road win at Irving; a 62-36 win over Nebraska the previous week gave the Buffs their first North Division title, as **Chris Brown** rushed for 198 yards and a school-record six touchdowns. **Daniel Graham** wins the John Mackey Award as the nation's top tight end, and is named the school's sixth unanimous All-American. No. 2 Colorado plays in its first (and only) BCS game, but loses to No. 3 Oregon 38-16 in the Fiesta Bowl.
- 2006** **Dan Hawkins** named 23rd full-time head coach at Colorado; **PK Mason Crosby** repeated as first-team All-American, as he was the first placekicker at CU to earn the honor even one time.
- 2011** Colorado officially becomes a member of the Pac-12 Conference, joining along with Utah what was previously known as the Pacific-10; both became members on July 1, 2011. **Jon Embree** named the 24th head coach in CU football history. The Buffaloes win league titles in men's and women's cross country and claim the postseason men's basketball championship by winning four games in as many days.
- 2016** Colorado pulls off the last-to-first accomplishment in winning its first Pac-12 South Division title with an 8-1 record, though losing the league's title game to Washington. The Buffs rise as high as No. 8 in the College Football Playoff standings and earn their first bowl bid (Alamo Bowl opposite Oklahoma State) in nine years. CU defeats Arizona State, Oregon, Stanford and UCLA for the first time as members of the Pac-12.

**FIVE CU GAMES IN ESPN's TOP 150 ALL-TIME**

ESPN compiled all kinds of top lists commemorating the 150th anniversary of college football in 2019, and came out with its listing of the top 150 games. Five Buffalo games made the list (all wins); while we might not necessarily agree as in our opinion, the "Fifth Down" game could have been bumped for the 62-36 win over Nebraska in 2001, or the 21-21 tie with Oklahoma in 1952 (the Sooners' only blemish in Big 7 play). Five out 150 is not too bad; those games:

No. 21	Ann Arbor	Sept. 24, 1994	#7 Colorado 27, #4 Michigan 26
No. 64	Miami	Jan. 1, 1991	#1 Colorado 10, #5 Notre Dame 9 (Orange Bowl)
No. 87	Columbia	Oct. 6, 1990	#2 Colorado 33, Missouri 31
No 123	Irving	Dec. 1, 2001	#9 Colorado 39, #3 Texas 37 (Big 12 Championship)
No. 130	Boulder	Nov. 4, 1989	#2 Colorado 27, #3 Nebraska 21

Number one on the list? The true game of the century, Nov. 25, 1971, #1 Nebraska 35, #2 Oklahoma 31 in Norman, Okla.

**AND OF THE TOP 150 COACHES** ... CU had two on their list:

**No. 87 Fred Folsom 107-28-6 (Colorado: 1895-1902 and 1908-15; 78-23-2, Dartmouth: 1903-06; 29-5-4)**

*Folsom enjoyed four unbeaten seasons at Colorado, including three straight from 1909-11, part of a 21-game winning streak over five seasons. That was his second tenure with the Buffs; Folsom retired from coaching in 1915 at age 42, but he continued at his chief job on the Boulder campus: He taught at the law school until 1943.*

**No. 144 Bill McCartney 93-55-2 (all at Colorado, 1982-94)**

*McCartney won seven games in his first three years at Colorado and never had a losing season again. The all-time leader in wins at the school, he won three conference championships, won the school's only national championship (in 1990) and played for the national championship in 1989. McCartney coached 1994 Heisman Trophy winner Rashaan Salaam and was inducted into the College Football Hall of Fame in 2013.*

**AND OF THE TOP 150 PLAYERS** ... Just one Buffalo, surprisingly (was hoping for two or three (e.g. QB Darian Hagan, TB Rashaan Salaam):

**No. 116 Byron "Whizzer" White (RB, Colorado, 1935-37; Rushing yards: 1,864 | Total offense: 2,538 yards | Touchdowns: 24)**

*White excelled on the field and in the classroom at Colorado. In 1937, the Heisman runner-up led the nation in four major statistical categories: scoring, rushing, total offense and all-purpose yards. White's record-setting 246 all-purpose yards per game stood until Barry Sanders broke the mark in 1988. White was a Phi Beta Kappa scholar and first in his class at Colorado (180 hours of A, six of B). He became a Rhodes Scholar and was No. 1 in his class at Yale. White won two Bronze Stars in Pacific combat in World War II and in 1962, President John F. Kennedy appointed him to the U.S. Supreme Court, the youngest man at the time (44 years old) to be named to the nation's highest court (approved by a voice vote).*

**BUFFS ON ESPN'S GAMEDAY**

Colorado has hosted ESPN's College GameDay three times (Sept. 23, 1995 vs. Texas A&M, Oct. 28, 1995 vs. Nebraska, Sept. 14, 1996 vs. Michigan); the Buffs have been the visiting team on three occasions as well (Oct. 29, 1994 at Nebraska, Sept. 30, 1995 at Oklahoma, Sept. 13, 1997 at Michigan).

**TRUE FRESHMAN O-LINE STARTERS**

It's pretty rare when a true freshman starts on the offensive line; in fact, in Colorado history current sophomore **OT Frank Phillip** became just the 12th player to do so when he started for the first time against Oregon State. Those dozen players have combined to make a total of **51** starts; no true freshman has started the entire season on the O-line. As the late great Keith Jackson would say, here's a list of CU's "big uglies" who have started games on the line (total number of starts in last column):

Player	Pos.	First Start	Opponent	Total	Player	Pos.	First Start	Opponent	Total
Leon White	OG	Nov. 10, 1973	at Kansas	3	Kai Maiva	OG	Sept. 29, 2007	OKLAHOMA	8
Guy Thurston	OG	Nov. 10, 1979	OKLAHOMA STATE	3	Ryan Miller	OT	Oct. 13, 2007	at Kansas	6
Eric Coyle	OG	Oct. 30, 1982	OKLAHOMA	4	Max Tuioti-Mariner	OG	Sept. 6, 2008	EASTERN WASHINGTON	2
Clint Moore	OG	Sept. 7, 1991	*WYOMING	3	Alex Lewis	OT	Sept. 17, 2011	Colorado State (Denver)	1^
Dolyn Jackson	OG	Sept. 21, 1991	MINNESOTA	8	Frank Phillip	OT	Oct. 27, 2018	OREGON STATE	2
Marwan Hage	OG	Oct. 21, 2000	at Kansas	2	(*—season opener; ^—started two other games at tight end)				
Brian Daniels	OG	Sept. 20, 2003	at Florida State	9					

**COLD WEATHER GAMES**

With the 2020 season commencing on Nov. 7 and seven games on the revised schedule, chances were the Buffaloes would play in at least one game that would crack the school's coldest list in its history. And that's exactly what happened, as the Dec. 12 home game against Utah saw a 23 degree temperature at kickoff (which was the same temp at game's end), with a wind chill of 19 degrees. It snowed all day into the night on Friday, subsiding in the wee hours. Here's a list of a sub-30 degree weather at kickoff in CU annals (the Buffs are **14-9-1** all-time, including a **12-3-1** mark at home, when the thermometer doesn't crack 30):

**COLORADO'S COLDEST GAMES** (\*—night game)

Date	Opponent	Result	Temperature (WC)/Conditions	Date	Opponent	Result	Temperature (WC)/Conditions
Nov. 11, 1911	COLORADO A&M	W 31- 0	7 (-1) / snow flurries	Nov. 23, 2007	NEBRASKA	W 65-51	24 (13) / cloudy
Nov. 21, 1931	COLORADO COLLEGE	W 17- 7	10 ( 7) / light snow	Nov. 15, 1997	at Kansas State	L 20-37	25 ( 6) / cloudy & windy
Nov. 2, 1991	*NEBRASKA	T 19-19	12 (-8) / cloudy	Nov. 28, 2015	at Utah	L 14-20	26 (21) / snow flurries
Nov. 23, 1918	at Denver	L 0- 6	15 (15) / cloudy	Nov. 7, 1936	UTAH	W 31- 7	27 (23) / cloudy
Nov. 16, 1996	*KANSAS STATE	W 12- 0	16 (-3) / snow flurries	Nov. 7, 1936	UTAH	W 31- 7	27 (23) / cloudy
Nov. 23, 1991	at Iowa State	W 17-14	17 (-8) / blizzard conditions	Nov. 22, 1958	at Utah	W 7- 0	28 (11) / snowy & windy
Nov. 2, 1935	COLORADO COLLEGE	W 23- 0	18 (14) / cloudy	Nov. 13, 1976	KANSAS	W 40-17	28 (19) / overcast, light fog
Nov. 14, 1959	at Nebraska	L 12-14	19 (-1) / cloudy & windy	Nov. 30, 2019	*at Utah	L 15-45	28 (23) / partly cloudy
Nov. 11, 2000	IOWA STATE	L 27-35	19 ( 2) / snowfall throughout	Nov. 23, 2013	SOUTHERN CAL	L 29-47	29 (29) / partly cloudy
Dec. 12, 2020	UTAH	L 21-38	23 (19) / cloudy, snow on field	(four others at 29 degrees: Mines 1919 (W), UNC 1926 (W), CC 1929 (W) & 1931 (W))			
Nov. 23, 1985	KANSAS STATE	W 30- 0	24 (13) / sunny & windy				



**COLORADO BY THE NUMBERS ALL-TIME HISTORIC**

- 7-9** Colorado's record in overtime games (last: **1-1** in 2019);
- 9** The number of Buffaloes enshrined in the College Football Hall of Fame (eight players: Byron White, Joe Romig, Dick Anderson, Bobby Anderson, Alfred Williams, John Wooten, Herb Orvis, Michael Westbrook); and one coach: Bill McCartney).
- 16** The number of career interceptions by CU's all-time leader, **S John Stearns** (1970-72).
- 19-4** Colorado's record in games since 1972 when not committing a turnover or allowing a quarterback sack (**1-1** in 2019).
- 26** All-time CU conference titles (tied for 10th nationally: OU 49, NU 46, Michigan 42, Ohio St. 38, USC 37, Tulsa 35, Alabama 31, Texas 30, Fresno St. 28, UU 26).
- 29** The number of national championships CU has won in its athletic history: 20 skiing, 8 cross country (5 men's/3 women's), 1 football.
- 30** The number of tackles by **LB Jeff Geiser** against Kansas State on Nov. 24, 1973, CU's single game record (5 solo, 25 assists).
- 30** The number of states CU has played a football game in with the most recent addition of Massachusetts in 2014.
- 35** The number of career quarterback sacks by CU's all-time leader, **OLB Alfred Williams** (1987-90).
- 36-1-1** Colorado's all-time record when rushing for 300-plus yards in a game (last: **407** at Arizona in 2020).
- 38-11** Colorado's record in games in its history when it has had a 100-yard rusher and a 100-yard receiver in the same game.
- 42-30** Colorado's all-time record in games decided by one (27-17) or two (15-13) points.
- 54** The number of all-time players who have rushed for 1,000 or more yards in a CU uniform (seventh in the NCAA).
- 60** The length of the school record field goal **PK Mason Crosby** made against Iowa State in 2004.
- 62-36** The final score of CU's 2001 win over BCS No. 1 Nebraska, which earned the Buffs the Big 12 North title.
- 68-24** Colorado's record in games against unranked teams in the month of November, dating back to 1985.
- 64** The length of the pass from **QB Kordell Stewart** to **WR Michael Westbrook** (via **WR Blake Anderson** tip), known as "The Catch" at Michigan.
- 67** The length of **TB Charlie Davis'** TD run against Oklahoma State on Nov. 13, 1971, one that put him over the 1,000-yard mark for the season.
- 67** The length of **TB Rashaan Salaam's** TD run against Iowa State on Nov. 19, 1994, one that put him over the 2,000-yard mark for the season.
- 70** The number of wins Colorado has over teams ranked in the Associated Press weekly polls (23rd most all-time; **47** since 1989, 20th most).
- 72** The number of yards that 64-yard pass was in the air, thrown from the CU 32 to four yards deep in the end zone to rally CU to a 27-26 win.
- 76.2** The conversion rate by the Buffaloes on 3rd-&1 since 1984 (**564 of 740**; highlighted by 30-of-30 in 1989).
- 78-15-4** Colorado's record in games from 1989-96, the nation's fourth best overall record in the nation during that time frame.
- 93** The number of wins by Bill McCartney, CU's all-time winningest coach (93-55-5, 1982-94).
- 198, 6** The number of rushing yards and touchdowns, respectively, by **TB Chris Brown** against Nebraska on Nov. 23, 2001 in CU's 62-36 win.
- 237-9** Colorado's all-time record in games when it has scored 35 or more points (**329-29-1** with 30 or more points, with **125-2** with 43 or more).
- 242** The number of consecutive games Colorado scored in between 1988 and 2008, the ninth-longest all-time in Division I football.
- 245** The number of players from CU who have played in the National Football League, a top 20 figure nationally.
- 284** The number of receiving yards by **WR Paul Richardson** (vs. California, Sept. 10, 2011), breaking the old mark of **222** first set by **WR Walter Stanley** (vs. Texas Tech, Sept. 12, 1981) and then matched by **WR Rae Carruth** (at Missouri, Nov. 2, 1996).
- 294** The number of career receptions by CU's all-time reception leader, **WR Nelson Spruce** (2012-15).
- 295** The number of national or regional regular season games CU has had on television since 1990, one of the top 10 figures in the nation.
- 305** The number of times Colorado has been ranked in the Associated Press weekly poll (26th most all-time).
- 307** The number of career points by CU's all-time scoring leader, **PK Mason Crosby** (2003-06).
- 321** The number of wins Colorado has at Folsom Field since it opened on Oct. 1, 1924 (**509** games: **321-178-10**).
- 342** The number of rushing yards by **TB Charlie Davis** against Oklahoma State on Nov. 13, 1971, CU's single-game rushing record.
- 362** The number of all-purpose yards by **TB Rashaan Salaam** at Texas on Oct. 1, 1994, CU's single-game record (317 rushing, 45 receiving).
- 410** The number of home wins Colorado has in its history (combined between campus fields, Gamble Field and Folsom Field).
- 465** The number of passing yards by **QB Mike Moschetti** against San Jose State on Sept. 11, 1999, CU's single-game passing record.
- 486** The number of games announcer **Larry Zimmer** called on the radio for the Buffaloes, the most by anyone in CU history (retired after 2015).
- 493** The number of career tackles by CU's all-time leading tackler, **ILB Barry Remington** (1982-86).
- 533** The number of passing yards against Northeast Louisiana on Sept. 16, 1995, CU's single-game record.
- 551** The number of rushing yards at Arizona on Oct. 11, 1958, CU's single-game record.
- 715** The number of wins Colorado has in its history (26th most all-time).
- 767** The number of yards of total offense against San Jose State on Sept. 11, 1999, CU's single-game record.
- 1,149** The number of receiving yards by **WR Charles Johnson** in 1992, CU's single-season record.
- 1,268** The number of games Colorado has played in its history (131 seasons of intercollegiate football).
- 2,055** The number of rushing yards **TB Rashaan Salaam** had in 1994 (the fourth at the time with a 2,000-yard season), on his way to the Heisman.
- 3,156** The number of passing yards by **QB Koy Detmer** in 1996, CU's single-season record.
- 3,347** The number of career yards by CU's all-time receiving leader, **WR Nelson Spruce** (2012-15).
- 3,940** The number of career yards by CU's all-time rushing leader, **TB Eric Bienenmy** (1987-90).
- 5,345** The elevation in feet of CU's Folsom Field (field level), the third highest stadium elevation in the FBS (behind Wyoming and Air Force).
- 9,649** The number of career passing yards by CU's all-time passing leader, **QB Steven Montez** (2016-19).
- 10,609** The number of career yards by CU's all-time total offense leader, **QB Steven Montez** (2016-19).

**MONTHLY TAB**

Colorado is **72-41** in its last **113** September games, a pretty decent record considering the quality of non-conference schedule CU almost annually plays. The Buffs are **59-63-2** in their last **124** October games dating back to 1989. CU is **75-61-1** in its last **137** November games (**69-45** against all-comers aside from Nebraska, going 6-16-1 against NU in turkey month, and **68-24** against unranked teams since 1985. The Buffs are **13-20** all-time in the month of December (**5-8** in regular season games) and are **4-3-1** in August games in its history.

**300+AT FOLSOM**

Colorado is **321-179-10** in its 98th season playing its home games at Folsom Field (**510** in all). The first game at Folsom was Oct. 11, 1924 (*then known as Colorado Stadium, built at a cost of \$75,000*). Previously, CU was **60-14-6** at Gamble Field and **28-8** on other grass areas of campus; the Buffs are **409-201-16** all-time at home. The 2016 season marked CU's first winning one at home in six years, as the Buffaloes went **6-0**; Colorado's last winning record at home had been in 2010 (with a 4-2 mark); it was CU's first undefeated season at home since 1994, when the Buffs went 6-0 in the late Rashaan Salaam's Heisman Trophy winning year. Over the 2011-12 seasons, CU was just 1-10 in Boulder before going 3-3 in Folsom in Mike MacIntyre's first season; the Buffs pulled even at home under "Mac" with the 6-0 mark in 2016 and finished **18-17** at Folsom in his tenure. CU is **3-1** at home under Karl Dorrell.

**RANKED "UNDEFEATEDS" FALL AT FOLSOM**

Eleven ranked, undefeated teams have lost their "0" in the loss column at Folsom Field since 1989. The last was Kansas in 2009, as the Jayhawks (5-0) hit town ranked No. 17 and lost 34-30. In 2007, Oklahoma (4-0) rolled in ranked No. 3 and left with a 27-24 setback; in 2002, Kansas State came to Boulder ranked No. 13 at 4-0 and lost, 35-31. Two bit the dust in 2001: Nebraska (11-0, No. 1 in the BCS and No. 2 in the polls) fell 62-36 game to the Buffs, as did Texas A & M (5-0, No. 20), 31-21. In 1998, No. 22 Texas Tech (6-0) lost 19-17; in 1995, No. 3 Texas A&M (2-0) lost, 29-21; in 1994, No. 10 Wisconsin (2-0) was crushed, 55-17; and in 1990, No. 12 Washington (3-0) left a 20-14 loser. In 1989, No. 10 Illinois (2-0) lost 38-7 and No. 3 Nebraska (8-0) fell, 27-21. (*Not included is a 43-10 win over No. 23-FCS Charleston Southern in 2013, which came to Boulder with a 7-0 mark.*)

**THE PRIMO TWENTY-FOUR**

Colorado is one of just **24** schools in I-A/FBS history to be able to make the claim of winning (or sharing) a national championship and also having a Heisman Trophy winner. The criteria for national championship consideration included those crowned by the *Associated Press*, the coaches, the BCS and the CFP; 30 total schools at one point in the past have been able to claim the throne. This prestigious short list (Alabama is the latest to join, doing so in 2009):

School	National Championships	Heisman Trophies	School	National Championships	Heisman Trophies
Alabama	1961-64-65-73-78-79-92-09-11-12-15-17-20	2009-15-20	Nebraska	1970-71-94-95-97	1972-83-2001
Army	1944-45	1945-46-58	Notre Dame	1943-46-47-49-66-73-77-88	1943-47-49-53-56-64-87
Auburn	1957-2010	1971-85-2010	Ohio State	1942-54-57-68-2002	1944-50-55-74-75-95-2006
Brigham Young	1984	1990	Oklahoma	1950-55-56-74-75-85-2000	1952-69-78-2003-08-17-18
<b>Colorado</b>	<b>1990</b>	<b>1994</b>	Penn State	1982-86	1973
Florida	1996-2006-08	1966-96-2007	Pittsburgh	1937-76	1976
Florida State	1993-99-2013	1993-2000-13	Syracuse	1959	1961
Georgia	1980	1942-82	Texas	1963-69-70-2005	1977-98
Louisiana State	1958-2003-19	1959-2019	Texas A & M	1939	1957-2012
Miami, Fla.	1983-87-89-91-2001	1986-92	TCU	1938	1938
Michigan	1948-97	1940-91-97	UCLA	1954	1967
Minnesota	1936-40-60	1941	USC	1962-67-72-74-78-2003-04	1965-68-79-81-2002-04-05

Schools with national championships and no Heisman winner are Michigan State (2), Tennessee (2) and Clemson, Georgia Tech, Maryland and Washington (all 1).

**THE BUFFS & COLLEGE FOOTBALL HARDWARE**

Colorado is in an elite group when it comes to claiming college football's prestigious trophies dating back to the 1990 season. A proliferation of awards has emerged since the late 1980s, and the Buffs are near the top of the list when it comes to collecting these statues. CU has had eight different players win 10 trophies over the last 21 seasons (1990-2020), tied for the 16th most nationally when it comes to trophies (and tied for 15th as well in the number of *different* players who have been honored). The below postseason "hardware" count includes the Heisman Trophy and the Lombardi, Maxwell, Walter Camp, Butkus, Thorpe, O'Brien, Uinitas, Groza, Biletnikoff, Doak Walker, Nagurski, Bednarik, Mackey, Tatupu (defunct), Ray Guy, Rimington, Lott, Hendricks, Hornung, Mayo/Comeback, Bullworth (on-field player awards only—for example, if the Draddy/Campbell was included, CU would have one more on each list; so players only, no coaches, no "fad" awards around for a year or two, and no Disney Spirit, Orange Bowl Courage, etc. awards). The list of schools that have had winners between 1990 and 2020 (players only):

School	Players Trophies	School	Players Trophies	School	Players Trophies	School	Players Trophies	School	Players Trophies
Alabama	27 41	<b>COLORADO</b>	<b>8 10</b>	Texas Tech	5 5	Memphis	3 3	Colorado State	1 1
Oklahoma	16 27	Clemson	8 10	Utah	5 5	Washington State	3 3	East Carolina	1 1
Ohio State	15 26	Stanford	7 10	Washington	4 5	Louisiana Tech	2 3	Florida Atlantic	1 1
Texas	12 23	UCLA	8 9	Arizona State	3 5	Maryland	2 3	Fresno State	1 1
Florida State	12 22	Arizona	6 9	Baylor	3 5	Virginia Tech	2 3	Georgia Southern	1 1
Louisiana State	11 19	Oregon	5 9	Tennessee	3 5	Tulsa	1 3	Hawai'i	1 1
Miami, Fla.	10 18	Texas A&M	7 8	Brigham Young	2 5	California	2 2	Houston	1 1
Michigan	10 18	Auburn	5 8	Northwestern	2 5	Missouri	2 2	Kent State	1 1
Penn State	10 18	Louisville	5 8	Kansas State	4 4	Tulane	2 2	Marshall	1 1
Wisconsin	13 16	Pittsburgh	4 8	Michigan State	4 4	Virginia	2 2	Mississippi State	1 1
Florida	9 16	Kentucky	5 7	Oregon State	4 4	Wake Forest	2 2	Rutgers	1 1
Notre Dame	9 16	Oklahoma State	6 6	Purdue	4 4	West Virginia	2 2	South Carolina	1 1
Nebraska	9 14	TCU	5 6	Minnesota	3 4	North Carolina	1 2	Southern Miss	1 1
USC	8 13	Arkansas	4 6	Mississippi	3 4	Temple	1 2	Syracuse	1 1
Georgia	8 11	Boston College	3 6	N.C. State	3 4	Cincinnati	1 1	Wyoming	1 1
Iowa	10 10	Georgia Tech	5 5	Illinois	3 3	Coastal Carolina	1 1		

**ALL-TIME CONSENSUS ALL-AMERICANS**

Through 2020, Colorado is tied for 21st all-time with **31** consensus All-America selections, the fourth-most among Pac-12 schools (per NCAA guidelines: players need to be named first-team on at least two of the five organizations the NCAA recognizes: AFCA, AP, FWAA, Walter Camp and *The Sporting News*). The top 25: Notre Dame 105, Ohio State 87, Michigan 83, Oklahoma 81, USC 82, Alabama 80, Texas 61, Nebraska 54, Pittsburgh 53, Florida State 45, Penn State 42, UCLA 41, Tennessee 40, Army 37, Stanford 37, Miami-Fla. 36, LSU 35, Georgia 33, Minnesota 33, Florida 32, **Colorado 31**, Michigan State 31, Auburn 30, Texas A&M 31, California 29, Wisconsin 29 (rest of Pac-12: 32. Washington 23; 37. Arizona State 18; 39. Arizona 16; 56. Oregon State, Utah, Washington State 8; 60. Oregon 7).



## 2021 OPPONENT SCHEDULES &amp; RESULTS

## N. COLORADO (0-1)

7	at Colorado	35
S 11	at Houston Baptist	
S 18	LAMAR	
S 25	● NORTHERN ARIZONA	
O 2	● at Montana State	
O 9	● EASTERN WASHINGTON	
O 16	● at UC Davis	
O 23	● at Southern Utah	
O 30	● SACRAMENTO STATE	
N 6	● MONTANA	
N 13	● at Weber State	

## TEXAS A&amp;M (1-0)

41	KENT STATE	10
S 11	Colorado (in Denver)	
S 18	NEW MEXICO	
S 25	□ Arkansas (at Arlington)	
O 2	□ MISSISSIPPI STATE	
O 9	□ ALABAMA	
O 16	□ at Missouri	
O 23	□ SOUTH CAROLINA	
N 6	□ AUBURN	
N 13	□ at Mississippi	
N 20	PRAIRIE VIEW A&M	
N 27	□ at Louisiana State	

## MINNESOTA (0-1)

31	❖ OHIO STATE	45
S 11	MIAMI-OHIO	
S 18	at Colorado	
S 25	BOWLING GREEN	
O 2	❖ at Purdue	
O 16	❖ NEBRASKA	
O 23	❖ MARYLAND	
O 30	❖ at Northwestern	
N 6	❖ ILLINOIS	
N 13	❖ at Iowa	
N 20	❖ at Indiana	
N 27	❖ WISCONSIN	

## ARIZONA STATE (1-0)

41	SOUTHERN UTAH	14
S 11	NEVADA-LAS VEGAS	
S 18	at Brigham Young	
S 25	◆ COLORADO	
O 2	◆ at UCLA	
O 8	◆ STANFORD	
O 16	◆ at Utah	
O 30	◆ WASHINGTON STATE	
N 6	◆ SOUTHERN CALIFORNIA	
N 13	◆ at Washington	
N 20	◆ at Oregon State	
N 27	◆ ARIZONA	

## SOUTHERN CAL (1-0)

30	SAN JOSE STATE	7
S 11	◆ STANFORD	
S 18	◆ at Washington State	
S 25	◆ OREGON STATE	
O 2	◆ at Colorado	
O 9	◆ UTAH	
O 23	at Notre Dame	
O 30	◆ ARIZONA	
N 6	◆ at Arizona State	
N 13	◆ at California	
N 20	◆ UCLA	
N 27	BRIGHAM YOUNG	

## ARIZONA (0-1)

16	Brigham Young (at Las Vegas)	24
S 11	SAN DIEGO STATE	
S 18	NORTHERN ARIZONA	
S 25	◆ at Oregon	
O 9	◆ UCLA	
O 16	◆ at Colorado	
O 23	◆ WASHINGTON	
O 30	◆ at Southern California	
N 6	◆ CALIFORNIA	
N 13	◆ UTAH	
N 19	◆ at Washington State	
N 27	◆ at Arizona State	

## CALIFORNIA (0-1)

17	NEVADA	22
S 11	at TCU	
S 18	SACRAMENTO STATE	
S 25	◆ WASHINGTON	
O 2	◆ at Washington St.	
O 15	◆ at Oregon	
O 23	◆ COLORADO	
O 30	◆ OREGON STATE	
N 6	◆ ARIZONA	
N 13	◆ at Southern California	
N 20	◆ at Stanford	
N 27	◆ UCLA	

## OREGON (1-0)

31	FRESNO STATE	24
S 11	at Ohio State	
S 18	STONY BROOK	
S 25	◆ ARIZONA	
O 2	◆ at Stanford	
O 15	◆ CALIFORNIA	
O 23	◆ at UCLA	
O 30	◆ COLORADO	
N 6	◆ at Washington	
N 13	◆ WASHINGTON STATE	
N 20	◆ at Utah	
N 27	◆ OREGON STATE	

## OREGON STATE (0-1)

21	at Purdue	30
S 11	HAWAII	
S 18	IDAHO	
S 25	◆ at Southern California	
O 2	◆ WASHINGTON	
O 9	◆ at Washington State	
O 23	◆ UTAH	
O 30	◆ at California	
N 6	◆ at Colorado	
N 13	◆ STANFORD	
N 20	◆ ARIZONA STATE	
N 27	◆ at Oregon	

## UCLA (1-0)

44	HAWAII	10
S 4	LOUISIANA STATE	
S 18	FRESNO STATE	
S 25	◆ at Stanford	
O 2	ARIZONA STATE	
O 9	◆ at Arizona	
O 16	◆ at Washington	
O 23	◆ OREGON	
O 30	◆ at Utah	
N 13	◆ COLORADO	
N 20	◆ at Southern California	
N 27	◆ CALIFORNIA	

## WASHINGTON (0-1)

7	MONTANA	13
S 11	at Michigan	
S 18	ARKANSAS STATE	
S 25	◆ CALIFORNIA	
O 2	◆ at Oregon State	
O 16	◆ UCLA	
O 22	◆ at Arizona	
O 30	◆ at Stanford	
N 6	◆ OREGON	
N 13	◆ ARIZONA STATE	
N 20	◆ at Colorado	
N 26	◆ WASHINGTON STATE	

## UTAH (1-0)

40	WEBER STATE	17
S 11	at Brigham Young	
S 18	at San Diego State	
S 25	◆ WASHINGTON STATE	
O 9	◆ at Southern California	
O 16	◆ ARIZONA STATE	
O 23	◆ at Oregon State	
O 30	◆ UCLA	
N 5	◆ at Stanford	
N 13	◆ at Arizona	
N 20	◆ OREGON	
N 26	◆ COLORADO	

KEY: ◆—Pac-12 Conference game; ●—Big Sky Conference game; □—Southeastern Conference game; ❖—Big Ten Conference game.

## OPPONENTS &amp; 2021 SCHEDULE TIDBITS

The 11 FBS opponents on the 2021 Colorado schedule combined for a **39-33** record in the COVID-19 shortened 2020 season (a 54.2 winning percentage); only one opponent played as many as 10 games (Texas A&M, going 9-1); three teams played as few as four.

- Colorado and Texas A&M were set to resume their rivalry from their Big 12 Conference days last year in College Station, now delayed until this year in Denver (which as a possible site was built into the original contract).
- With the A&M game at Denver's Empower Field at Mile High, it will be the 44th game CU will play in a stadium that is or has been home to an NFL team (21-21-1 record); CU is 16-9 in current NFL venues, which includes a 12-4 record at Empower (all previous games against Colorado State).
- With the season opener on a Friday night, it will be the seventh time in eight years the Buffaloes will open on a weeknight (2014, 2016, 2017, 2018 and 2019 in Denver, 2015 in Honolulu and now 2021 in Boulder); the Buffs opened the 2013 season on a Sunday.
- Minnesota will be the first Big Ten Conference team to visit Boulder since Nebraska in 2019, but the first pre-realignment since Michigan in 1996.
- Only UCLA has a bye before playing the Buffaloes in 2021 (CU hosts Oregon State that day); Colorado's bye comes the week before hosting Arizona for Family Weekend (the Wildcats host UCLA when the Buffs have their Saturday off).
- CU is 5-5 overall in Pac-12 openers (2-4 at home) and will open against Arizona State for the third time (1-1, the second time in Tempe).
- **Friday Night Lights.** The Buffaloes will play on a Friday night at least once for the seventh time in eight years; a 2020 Friday game versus Utah was moved to the next day. With the UNC win, CU is 19-25 all-time on Fridays (9-10 night; CU is 6-7 on Friday nights since joining the Pac-12, 1-6 in league games).
- With two Friday night affairs, Colorado will have had at least one regular season game on a non-Saturday for the 26th time over the last 27 seasons; the only exception was in the abbreviated 2020 campaign. The Buffs had played the Friday after Thanksgiving from 1996 through 2012, a span of 17 seasons (Nebraska 1995-2010, Utah 2011-12). But starting in 2013, the game with the Utes was passed on by the Pac-12's television partners for Friday airing until FOX will show the 2021 contest on one of its platforms (FOX/FS-1/FS-2).
- Colorado is scheduled to travel **7,563** ground and air miles round-trip for its non-Boulder games in 2021: Texas A&M (Denver, 60); Arizona State (Tempe, 1,261), Cal (Berkeley, 1,941), Oregon (Eugene, 1,787), UCLA (Pasadena, 1,719) and Utah (Salt Lake City, 795).
- In Pac-12 play, Colorado will miss Stanford and Washington State this year and in 2022; they rotate back in for 2023-24 when Cal and Washington come off.
- The 2020 game canceled at Colorado State was the last in an 11-game series renegotiated and signed in December 2009; the schools will resume the series in 2023-24 (Sept. 16 in Boulder and Sept. 14 in Fort Collins), and earlier this year signed a six-year series to continue what has become known as the Rocky Mountain Showdown. Those games are set for 2029-30, 2033-34 and 2037-38. The two had played every year since 1995 and 31 times dating back to 1983.







## 2021 PAC-12 COMPOSITE SCHEDULE &amp; RESULTS

## Week Zero (Aug. 28)

UCLA 44, Hawai'i 10

ESPN

## Week One (Sept. 2-4)

(Sept. 2) UTAH 40, Weber State 17

P12N

(Sept. 2) ARIZONA STATE 41, Southern Utah 14

P12N

(Sept. 3) COLORADO 35, Northern Colorado 7

P12N

BYU 24, Arizona 16 (at Las Vegas)

ESPN

Kansas State 24, Stanford 7 (at Arlington)

FS-1

Montana 13, WASHINGTON 7

P12N

Nevada 22, CALIFORNIA 17

FS-1

OREGON 31, Fresno State 24

P12N

PURDUE 30, Oregon State 21

FS-1

Southern California 30, San Jose State 7

P12N

UCLA 38, Louisiana State 27

FOX

Utah State 26, WASHINGTON STATE 23

P12N

## Week Two (Sept. 11)

Texas A&amp;M vs. Colorado (FOX; in Denver), 1:30 p.m.

Oregon at Ohio State (FOX), 10:00 a.m.

California at TCU (ESPN), 1:30 p.m.

Portland State at Washington State (P12N), 4:00p

Washington at Michigan (ABC), 5:30 p.m.

San Diego State at Arizona (P12N), 8:00p

Utah at Brigham Young (ESPN), 8:15p

UNLV at Arizona State (ESPN2), 8:30p

\*Stanford at Southern California (FOX), 8:30p

## Week Three (Sept. 18)

Minnesota at Colorado (P12N), 11:00a

\*Southern California at Washington State (FOX), 1:30p

Idaho at Oregon State (P12OR), 1:30p

Sacramento State at California (P12BA), 2:00p

Arkansas State at Washington (P12N), 2:15p

Utah at San Diego State (CBS-SN), 5:00p

Stony Brook at Oregon (P12N), 5:30p

Stanford at Vanderbilt (ESPN), 6:00p

Northern Arizona at Arizona (P12AZ), 8:00p

Arizona State at Brigham Young (ESPN), 8:15p

Fresno State at UCLA (P12N), 8:45p

## Week Four (Sept. 25)

\*Colorado at Arizona State

\*Arizona at Oregon

\*California at Washington

\*Oregon State at Southern California

\*UCLA at Stanford

\*Washington State at Utah

## Week Five (Oct. 2)

\*Southern California at Colorado

\*Arizona State at UCLA

\*Oregon at Stanford

\*Washington at Oregon State

\*Washington State at California

## Week Six (Oct. 9)

(Oct. 8) \*Stanford at Arizona State (ESPN), 8:30p

\*Utah at Southern California (FOX or FS-1)

\*Oregon State at Washington State

\*UCLA at Arizona

## Week Seven (Oct. 16)

(Oct. 15) \*California at Oregon (ESPN), 8:30p

\*Arizona at Colorado

\*Arizona State at Utah

\*Stanford at Washington State (ABC, ESPN/2/U)

\*UCLA at Washington

## Week Eight (Oct. 23)

(Oct. 22) \*Washington at Arizona (ESPN), 8:30p

\*Colorado at California

Southern California at Notre Dame (NBC), 5:30p

\*Oregon at UCLA

\*Utah at Oregon State

Brigham Young at Washington State

## Week Nine (Oct. 30)

\*Colorado at Oregon

\*Arizona at Southern California

\*Oregon State at California

\*UCLA at Utah

\*Washington at Stanford

\*Washington State at Arizona State

## Week Ten (Nov. 6)

(Nov. 5) \*Utah at Stanford (FS-1), 8:30p

\*Oregon State at Colorado

\*California at Arizona

\*Oregon at Washington

\*Southern California at Arizona State

## Week Eleven (Nov. 13)

\*Colorado at UCLA

\*Arizona State at Washington

\*Southern California at California

\*Stanford at Oregon State

\*Utah at Arizona

\*Washington State at Oregon

## Week Twelve (Nov. 20)

(Nov. 19) \*Arizona at Washington State (P12N), 7:00p

\*Washington at Colorado

\*Arizona State at Oregon State

\*California at Stanford

\*Oregon at Utah

\*UCLA at Southern California

## Week Thirteen (Nov. 27)

(Nov. 26) \*Colorado at Utah (FOX or FS-1), 2/2:30 or 6p

(Nov. 26) \*Wash State at Washin (FOX or FS-1), 2/2:30 or 6p

\*Arizona at Arizona State

\*California at UCLA

\*Oregon State at Oregon

Brigham Young at Southern California

Notre Dame at Stanford

## Week Fourteen (Dec. 3)

#Pac 12 Championship (ABC), 6:00p

#— at Allegiant Stadium, Las Vegas, Nev.

All times listed are MDT/MST. \*—denotes Pacific-12 Conference game. Television selections Sept. 25 and beyond are made on 12 days' notice by the Pac-12 television partners (ESPN/ABC, FOX/FOX Sports 1, Pac-12 Networks); ESPN/ABC also has an option of utilizing a 6-day selection process three times annually. With the advent of the Pac-12 Networks (National; Arizona, Bay Area, Mountain, Oregon, Southern California, Washington), all conference games and all home non-league games will again be televised in 2021 (81 in all). ABC's standard afternoon regional telecast window is at 1:30 p.m. MT in addition to a number of prime-time windows (6 p.m. MT; those games will be selected from the Pac-12, American Athletic, ACC, Big 10 or Big 12 conferences).

## 2021 PAC-12 CONFERENCE STANDINGS

## South Division (E)

School (AP/Coaches)	conference-----					overall-----					Next Up
	W	L	Pct.	Pts	Opp	W	L	Pct.	Pts	Opp	
UCLA (NR/NR).....	0	0	.000	0	0	2	0	1.000	82	37	S 18 FRESNO STATE
COLORADO.....	0	0	.000	0	0	1	0	1.000	35	7	S 11 Texas A&M (Denver)
Arizona State (#25/RV).....	0	0	.000	0	0	1	0	1.000	41	14	S 11 UNLV
Southern California (#15/#14).....	0	0	.000	0	0	1	0	1.000	30	7	S 11 STANFORD
Utah (#24/RV).....	0	0	.000	0	0	1	0	1.000	40	17	S 11 at Brigham Young
Arizona.....	0	0	.000	0	0	0	1	.000	16	24	S 11 SAN DIEGO STATE

## North Division (E)

School (AP/Coaches)	conference-----					overall-----					Next Up
	W	L	Pct.	Pts	Opp	W	L	Pct.	Pts	Opp	
Oregon (#11/#12).....	0	0	.000	0	0	1	0	1.000	31	24	S 11 at Ohio State
Stanford.....	0	0	.000	0	0	0	1	.000	7	24	S 11 at Southern California
Washington.....	0	0	.000	0	0	0	1	.000	7	13	S 11 at Michigan
Oregon State.....	0	0	.000	0	0	0	1	.000	21	30	S 18 IDAHO
California.....	0	0	.000	0	0	0	1	.000	17	22	S 11 at TCU
Washington State.....	0	0	.000	0	0	0	1	.000	23	26	S 11 PORTLAND STATE

**A LOOK AT THE PAC-12 DIVISIONS**

After the Pac-12 announced it was expanding to 12 teams in 2010 with the late spring additions of Colorado (June 10) and Utah (June 17), the divisions were announced later that year (football only). CU and Utah joined Arizona, Arizona State, Southern California and UCLA in the Pac-12 South; the Oregon and Washington schools along with Cal and Stanford comprised the Pac-12 North. Here's a look at the divisions and the all-time records of each program as listed by the NCAA through games of September 3 (*2021 records in parenthesis*):

PAC-12 SOUTH	Seasons	Games	W	L	T	Pct.	PAC-12 NORTH	Seasons	Games	W	L	T	Pct.
Arizona (0-1) .....	118	1,129	617	479	33	.566	California (0-1) .....	126	1,276	678	547	51	.552
Arizona State (1-0) .....	109	1,050	625	401	24	.607	Oregon (1-0) .....	126	1,222	674	502	46	.570
<b>Colorado (1-0) .....</b>	<b>132</b>	<b>1,268</b>	<b>715</b>	<b>517</b>	<b>36</b>	<b>.578</b>	Oregon State (0-1) .....	125	1,205	539	616	50	.468
Southern California (1-0) .....	128	1,259	853	352	54	.699	Stanford (0-1) .....	115	1,180	661	470	49	.581
UCLA (2-0) .....	103	1,084	614	433	37	.583	Washington (0-1) .....	132	1,252	746	456	50	.616
Utah (1-0) .....	128	1,192	692	469	31	.594	Washington State (0-1) .....	126	1,166	553	568	45	.494
<b>Totals .....</b>		<b>6,982</b>	<b>4116</b>	<b>2651</b>	<b>215</b>	<b>.605</b>	<b>Totals .....</b>		<b>7,301</b>	<b>3851</b>	<b>3159</b>	<b>291</b>	<b>.548</b>

**ALL-TIME PAC-12 HEAD-TO-HEAD SERIES RECORDS**

A look at the team versus team football histories in the Pac-12 (won-lost-tied; does not include vacated games):

School	UA	ASU	CAL	COLO	OREG	OSU	STAN	UCLA	USC	UTAH	WASH	WSU	Totals
Arizona	.....	49-44-1	19-14-2	8-15	17-27	24-16-1	14-17	16-26-2	8-36	19-24-2	11-23-1	27-17	213-258- 9
Arizona State	44-49-1	.....	17-18	8-3	18-20	30-14-1	17-14	14-22-1	13-24	22-9	20-16	27-15-2	230-204- 5
California	14-19-2	18-17	.....	6-4	41-40-2	37-35	42-52-6	34-56-1	31-71-5	6-6	42-55-4	47-28-5	318-383-25
<b>Colorado</b>	<b>15-8</b>	<b>3-8</b>	<b>4-6</b>	<b>.....</b>	<b>9-13</b>	<b>5-6</b>	<b>6-6</b>	<b>5-11</b>	<b>0-14</b>	<b>32-32-3</b>	<b>6-12-1</b>	<b>6-7</b>	<b>91-123- 4</b>
Oregon	27-17	20-18	40-41-2	13-9	.....	66-48-10	34-49-1	30-40	22-38-2	23-10	47-60-5	49-42-7	372-372-26
Oregon State	16-24-1	14-30-1	35-37	6-5	48-66-10	.....	25-59-3	17-43-4	11-63-4	11-11-1	34-68-4	47-55-3	264-461-31
Southern California	36-8	24-13	71-31-5	14-0	38-22-2	63-11-4	64-33-3	51-32-7	.....	13-6	52-30-4	61-10-4	487-196-29
Stanford	17-14	14-17	52-42-6	6-6	49-34-1	59-25-3	.....	43-46-3	33-64-3	4-5	43-43-4	40-29-1	360-325-21
UCLA	26-16-2	22-14-1	56-34-1	11-5	40-30	43-17-4	46-43-3	.....	32-51-7	11-7	40-32-2	41-20-1	368-269-21
Utah	24-19-2	9-22	6-6	32-32-3	10-23	11-11-1	5-4	7-11	6-13	.....	2-13	9-9	121-163- 6
Washington	23-11-1	16-20	55-41-4	12-6-1	60-47-5	68-34-4	43-43-4	32-40-2	30-52-4	13-2	.....	74-32-6	416-329-31
Washington State	17-27	15-27-2	29-47-5	7-6	42-49-7	55-47-3	29-40-1	20-41-1	10-61-4	9-9	32-74-6	.....	265-428-28

**FOLSOM FIELD #1**

In 2017, *LawnStarter.com* ranked its top 16 College Football Stadiums with the Best Natural Scenery, and lo and behold, coming in at the top was CU's own **Folsom Field**. The top 10: **1. Folsom Field (Colorado)**; 2. Lavell Edwards Stadium (BYU); 3. Utah Stadium (Utah); 4. Romney Stadium (Utah State); 5. Rose Bowl (UCLA); 6. Sun Bowl (UTEP); 7. Ryan Field (Northwestern); 8. Scott Stadium (Virginia); 9. Michie Stadium (Army); **10. Kidd Brewer Stadium (Appalachian State)**; 11. Dowdy-Ficklen Stadium (East Carolina); 12. Dix Stadium (Kent State); 13. Memorial Stadium (California); 14. Kenan Stadium (North Carolina); 15. Memorial Stadium (Kansas); 16. Spartan Stadium (San Jose State).

The same publication ranked CU's natural grass field the third best national behind Iowa State (Jack Trice Field) and Northwestern (Ryan Field).

**CU IS BLACK & GOLD, BUT FOLSOM WAS FIRST TO GO "GREEN"**

The University of Colorado at Boulder established a goal to move toward zero-waste at Folsom Field during the 2008 football season and invest in local carbon-reduction projects. They anticipated recycling or composting at least 90% of the waste generated at Folsom Field and met those goals. According to U.S. Environmental Protection Agency information and other sources, Folsom Field was the first major sports stadium in the nation, professional or collegiate, to collect all materials in recycling or compost containers, eliminate trash cans and transform its materials collections systems into a zero-waste process.

**U.S. NEWS & WORLD REPORT TABS BOULDER #1**

In October 2020, *U.S. News & World Report* released its annual ranking of the top 150 places to live in the United States. In its summary, the publication wrote: "Snug against the foothills where the Great Plains give rise to the Rocky Mountains, Boulder is nothing if not a looker. This city reveals its spectacle at the crest of a hill on U.S. Route 36 from Denver with its iconic sandstone slabs rising from the mountains, prefaced by pine-clad mesas and cradled within the backdrop of the snow-capped Indian Peaks." Boulder received high scores for desirability, job market and quality of life (also receiving the No. 1 ranking in the latter).

The top 10: **1. Boulder**; 2. Denver; 3. Austin, Texas; 4. Colorado Springs; 5. Fort Collins, Colo.; 6. Charlotte, N.C.; 7. Des Moines, Iowa; 8. Fayetteville, Ark.; 9. Portland, Ore.; 10. San Francisco. *Other Pac-12 Metro Areas*: 13. Seattle; 29. San Jose, Calif.; 31. Salt Lake City; 53. Phoenix; 76. Eugene; 80. Salem, Ore.; 85. Spokane; 97. Los Angeles; 113. Tucson.

**CU FOOTBALL REMAINS SECOND MOST POPULAR PER-GAME SELL IN STATE**

The final home attendance figure for 2019 was **297,435**, an average of **49,573** for six home games, an increase of approximately 3,700 over 2018. It marks the 25th straight season that Colorado football was the second largest average draw *per game* in the state behind the NFL Denver Broncos (and the 43rd time in the last 45 years). The fledgling Colorado Rockies took over the second spot the two years they played at old Mile High Stadium, averaging in the mid-to-upper 50s in 1993 and 1994. The Broncos wrestled the state's top spot away from the Buffs permanently in 1975 after first doing so in 1969, with six years of see-sawing in-between (CU had been the state attendance leader since Folsom Field was built in 1924). CU continues to have the second largest public and overall season ticket base in the state (the count for 2019 was **32,668** when adding in 12,254 student holders to 20,414 public tickets (student tickets are purchased, just at a discounted rate). In 2019, CU was again first in the state in college football attendance for the **54th** straight year, ahead of Colorado State (23,337) and Air Force (27,084; AFA was the last school top CU's figure, in 1965). In 2019, the Broncos averaged 75,937 per game and the Rockies 36,954. No numbers from 2020 were computed into this because of the pandemic.



## ACTIVE COLORADO CAREER STATISTICAL CHARTS

## RUSHING

Rk	Player (Seasons)	Att.	Yards	Avg.	TD
1	Eric Bieniemy (1987-90) .....	699	3,940	5.63	41
2	Phillip Lindsay (2014-17) .....	750	3,707	4.94	36
3	Rodney Stewart (2008-11) .....	809	3,598	4.45	25
4	Rashaan Salaam (1992-94) .....	486	3,057	6.29	33
5	Bobby Purify (2000-04) .....	595	3,016	5.07	20
10	Herchell Troutman (1994-97) .....	568	2,487	4.38	21
15	Kayo Lam (1933-35) .....	313	2,140	6.84	18
20	Carroll Hardy (1951-54) .....	291	1,999	6.87	23
25	William Harris (1965-67) .....	330	1,585	4.80	4
30	Mark Hatcher (1984-87) .....	375	1,470	3.92	16
35	Erich Kissick (1986-89) .....	256	1,297	5.07	8
40	Michael Adkins II (2013-17) .....	247	1,200	4.86	13
50	Chuck Weiss (1958-60) .....	242	1,039	4.29	12
55	Willie Beebe (1978-81) .....	229	967	4.22	9
58	Alex Fontenot (2018-21) .....	204	957	4.69	7
60	Jarek Broussard (2020-21) .....	144	907	6.30	4

## PASSING

Rk	Player (Seasons)	Att-Com-Int	Pct.	Yards	TD	Rating
1	Steven Montez (2016-19) .....	1312-820-32	62.5	9,649	63	135.25
2	Sefo Liufau (2013-16) .....	1383-870-36	62.9	9,568	60	130.13
3	Cody Hawkins (2007-10) .....	1214-667-41	54.9	7,409	60	115.76
4	Joel Klatt (2002-05) .....	1095-666-33	60.8	7,375	44	124.63
5	Kordell Stewart (1991-94) .....	785-456-19	58.1	6,481	33	136.47
6	Tyler Hansen (2008-11) .....	872-505-28	57.9	5,705	35	119.69
7	Koy Detmer (1992-96) .....	594-350-25	58.9	5,390	40	148.95
8	Mike Moschetti (1998-99) .....	607-366-19	60.3	4,797	33	138.36
9	John Hessler (1994-97) .....	627-347-26	55.3	4,788	34	129.09
10	Steve Vogel (1981-84) .....	688-309-33	44.9	3,912	27	96.03
11	Darian Hagan (1988-91) .....	424-213-19	50.2	3,801	27	137.59

## TOTAL OFFENSE

Rk	Player (Seasons)	Rush	Pass	Total	TDR
1	Steven Montez (2016-19) .....	960	9,649	10,609	74
2	Sefo Liufau (2013-16) .....	941	9,568	10,509	73
3	Kordell Stewart (1991-94) .....	1,289	6,481	7,770	48
4	Cody Hawkins (2007-10) .....	-159	7,409	7,250	67
5	Joel Klatt (2002-05) .....	-130	7,375	7,245	47

## RECEIVING (Receptions)

Rk	Player (Seasons)	No.	Yards	Avg.	TD
1	Nelson Spruce (2012-15) .....	294	3,347	11.4	23
2	Scotty McKnight (2007-10) .....	215	2,521	11.7	22
3	Shay Fields (2014-17) .....	190	2,552	13.4	21
4	Michael Westbrook (1991-94) .....	167	2,548	15.3	19
5	Paul Richardson (2010-13) .....	156	2,412	15.5	21
6	Phil Savoy (1994-97) .....	152	2,176	14.3	14
7	Bryce Bobo (2014-17) .....	150	1,638	10.9	10
8	Laviska Shenault (2017-19) .....	149	1,943	13.0	10
9	Devin Ross (2013-17) .....	140	1,621	11.6	9
10	Javon Green (1997-2000) .....	136	2,031	14.9	17
11	Rae Carruth (1992-96) .....	135	2,540	18.8	20
12	Derek McCoy (2000-03) .....	134	2,038	15.2	20
13	Charles E. Johnson (1990-93) .....	127	2,447	19.3	15
14	Monte Huber (1967-69) .....	111	1,436	12.9	5
15	Phillip Lindsay (2014-17) .....	110	976	8.8	3
16	*Daniel Graham (1998-2001) .....	106	1,543	14.6	11
17	Patrick Williams (2005-08) .....	104	1,070	10.3	3
18	Dusty Sprague (2004-07) .....	103	1,261	12.2	4
19	K.D. Nixon (2017-20) .....	99	1,221	12.3	7
20	*Christian Fauria (1991-94) .....	98	1,058	10.8	11
21	Darrin Chiaverini (1995-98) .....	97	1,199	12.4	6
22	D.J. Hackett (2002-03) .....	93	1,194	12.8	9
22	Rodney Stewart (2008-11) .....	93	969	10.4	0
24	*Dave Hestera (1981-83) .....	91	1,057	11.6	2
25	Tony Jones (2011-14) .....	90	558	6.2	3
50	Dimitri Stanley (2018-21) .....	52	611	11.7	3
88	Brady Russell (2018-21) .....	34	346	10.2	3
100	Alex Fontenot (2018-21) .....	28	124	4.4	0

## RECEIVING (Yards)

Rk	Player (Seasons)	No.	Yards	Avg.	TD
1	Nelson Spruce (2012-15) .....	294	3,347	11.4	23
2	Shay Fields (2014-17) .....	190	2,552	13.4	21
3	Michael Westbrook (1991-94) .....	167	2,548	15.3	19
4	Rae Carruth (1992-96) .....	135	2,540	18.8	20
5	Scotty McKnight (2007-10) .....	215	2,521	11.7	22
6	Charles E. Johnson (1990-93) .....	127	2,447	19.3	15
7	Paul Richardson (2010-13) .....	156	2,412	15.5	21
8	Phil Savoy (1994-97) .....	152	2,176	14.3	14
9	Derek McCoy (2000-03) .....	134	2,038	15.2	20
10	Javon Green (1997-2000) .....	136	2,031	14.9	17
11	Laviska Shenault (2017-19) .....	149	1,943	13.0	10
12	Bryce Bobo (2014-17) .....	150	1,638	10.9	10
13	Devin Ross (2013-17) .....	140	1,621	11.7	9
13	*Daniel Graham (1998-2001) .....	106	1,543	14.6	11
15	Monte Huber (1967-69) .....	111	1,436	12.9	5
16	Dusty Sprague (2004-07) .....	103	1,261	12.2	4
17	Mike Pritchard (1987-90) .....	47	1,241	26.4	10
18	Marcus Stiggers (1996-99) .....	80	1,223	15.1	10
19	K.D. Nixon (2017-20) .....	99	1,221	12.3	7
20	Ron Brown (1981-85) .....	57	1,217	21.4	8
21	Darrin Chiaverini (1995-98) .....	97	1,199	12.4	6
22	D.J. Hackett (2002-03) .....	93	1,194	12.8	9
23	*Jon Embree (1983-86) .....	80	1,166	14.6	5
24	Toney Clemons (2010-11) .....	86	1,162	13.5	11
25	Loy Alexander (1983-85) .....	78	1,107	14.2	8
63	Dimitri Stanley (2018-21) .....	52	611	11.7	3

## ALL-PURPOSE YARDS

Rk	Player (Seasons)	Rush	Rec	KOR	PR	Total
1	Phillip Lindsay (2014-17) .....	3,707	976	1,077	0	5,760
2	Rodney Stewart (2008-11) .....	3,598	969	239	22	4,828
3	Eric Bieniemy (1987-90) .....	3,940	380	31	0	4,351
4	Hugh Charles (2004-07) .....	2,659	552	411	0	3,622
5	Nelson Spruce (2012-15) .....	2	3,347	63	180	3,592
10	Charlie Davis (1971-73) .....	2,958	131	75	0	3,164
25	Scotty McKnight (2007-10) .....	4	2,521	21	36	2,582
30	Josh Smith (2007-08) .....	66	838	1,276	292	2,472
35	Laviska Shenault (2017-19) .....	280	1,943	54	55	2,332
40	Walter Stanley (1980-81) .....	399	490	1,172	138	2,199
45	Ron Brown (1981-85) .....	751	1,217	128	0	2,096

## YARDS FROM SCRIMMAGE

Rk	Player (Seasons)	Rush	Rec	Total
1	Phillip Lindsay (2014-18) .....	3,707	976	4,683
2	Rodney Stewart (2008-11) .....	3,598	969	4,567
3	Eric Bieniemy (1987-90) .....	3,940	380	4,320
4	Bobby Purify (2000-04) .....	3,016	508	3,524
5	Rashaan Salaam (1992-94) .....	3,057	412	3,469
10	Lee Rouson (1981-84) .....	2,296	699	2,995
20	Scotty McKnight (2007-10) .....	4	2,521	2,525
21	Paul Richardson (2010-13) .....	38	2,412	2,450
22	Bobby Anderson (1967-69) .....	2,367	68	2,435
23	Christian Powell (2012-15) .....	2,040	229	2,269
24	Kayo Lam (1933-35) .....	2,140	111	2,251
25	Laviska Shenault (2017-19) .....	280	1,943	2,223

## SCORING

Rk	Player (Seasons)	TD	2Pt	EP-EPA	FG-FGA	PTS
1	Mason Crosby (2003-06) .....	0	0-0	109-117	66-88	307
2	Will Oliver (2011-14) .....	0	0-0	129-131	50-69	279
3	Eric Bieniemy (1987-90) .....	42	1-1	0-0	0-0	254
4	Phillip Lindsay (2014-17) .....	39	0-0	0-0	0-0	234
5	Jeremy Aldrich (1996-99) .....	0	0-0	87-95	48-64	231
6	Bobby Anderson (1967-69) .....	35	1-2	0-0	0-0	212
7	Chris Brown (2001-02) .....	34	0-0	0-0	0-0	204
8	James Stefanou (2017-20) .....	0	0-0	97-98	34-49	199
9	Rashaan Salaam (1992-94) .....	33	0-0	0-0	0-0	198
10	Tom Field (1979-83) .....	0	0-0	82-86	36-55	190
88	Evan Price (2018-21) .....	0	0-0	24-24	14-16	66



## ACTIVE COLORADO CAREER STATISTICAL CHARTS, CONTINUED

## KICK SCORING

Rk	Player (Seasons)	EP-EPA	FG-FGA	PTS
1	Mason Crosby (2003-06) .....	109-117	66-88	307
2	Will Oliver (2011-14) .....	129-131	50-69	279
3	Jeremy Aldrich (1996-99) .....	87-95	48-64	231
4	James Stefanou (2017-20) .....	97-98	34-49	199
5	Tom Field (1979-83) .....	82-86	36-55	190
23	<b>Evan Price (2019-20) .....</b>	<b>24-24</b>	<b>14-16</b>	<b>66</b>

## PUNTING

Rk	Player (Seasons)	No.	Yards	Avg.	Long	In 20
1	Mark Mariscal (1999-2002) .....	99	4,632	46.79	68	25
2	Barry Helton (1984-87) .....	153	6,873	44.92	68	44
3	Keith English (1985-88) .....	55	2,457	44.67	77	21
4	Zack Jordan (1950-52) .....	137	6,113	44.62	78	23
5	John Torp (2002-05) .....	205	9,145	44.61	72	65

## KICKOFF RETURNS

Rk	Player (Seasons)	No.	Yards	Avg.	TD
1	Ben Kelly (1997-99) .....	64	1,798	28.1	3
2	Terrence Wheatley (2003-07) .....	56	1,350	24.1	0
3	Josh Smith (2007-08) .....	50	1,276	25.5	1
4	M.J. Nelson (1986-89) .....	51	1,198	23.5	0
5	Walter Stanley (1980-81) .....	49	1,172	23.9	1
10	Ryan Severson (2013-16) .....	40	872	21.8	0
15	K.D. Nixon (2017-20) .....	33	758	23.0	0

## INTERCEPTIONS

Rk	Player (Seasons)	No.	Yards	Avg.	TD
1	John Stearns (1970-72) .....	16	339	21.2	0
2	Chris Hudson (1991-94) .....	15	204	13.6	2
3	Dick Anderson (1965-67) .....	14	151	10.8	0
3	Terrence Wheatley (2003-07) .....	14	154	11.0	2
5	two with .....	13	<i>(Tim James, Tedric Thompson)</i>		

## TACKLES

Rk	Player (Position, Seasons)	UT	AT	—	TOT	TFL
1	Barry Remington (LB, 1982-86) .....	245	248	—	493	21- 60
2	Matt Russell (LB, 1993-96) .....	282	164	—	446	44-144
3	Greg Biekert (LB, 1989-92) .....	280	161	—	441	33- 73
4	Jordan Dizon (LB, 2004-07) .....	293	147	—	440	35-137
5	Ted Johnson (LB, 1991-94) .....	253	156	—	409	21- 61
6	Rick Gamboa (2015-18) .....	188	200	—	388	7- 20
7	Laval Short (DL, 1976-79) .....	141	231	—	372	37-239
8	Chad Brown (LB, 1989-92) .....	242	127	—	369	38-169
9	Michael Jones (LB, 1986-89) .....	218	131	—	349	13- 41
10	<b>Nate Landman (LB, 2017-21) .....</b>	<b>237</b>	<b>105</b>	—	<b>342</b>	<b>34-107</b>
11	Thaddaeus Washington (LB, 2003-06) .....	202	136	—	338	25- 80
12	Michael Lewis (DB, 1998-2001) .....	225	111	—	336	17- 73
13	Mickey Pruitt (DB, 1984-87) .....	201	131	—	332	18- 71
14	Jashon Sykes (LB, 1998-2001) .....	212	118	—	330	33- 97
15	J.J. Billingsley (DB, 2002-06) .....	211	96	—	307	25-115
16	Steve Rosga (DB, 1992-96) .....	181	123	—	304	1- 1
16	Don DeLuzio (LB, 1984-88) .....	175	129	—	304	16- 45
18	Kenneth Olugbode (LB, 2013-16) .....	193	106	—	299	10- 30
19	Kanavis McGhee (LB, 1987-90) .....	179	118	—	297	38-163
19	Brian Cabral (LB, 1974-77) .....	120	177	—	297	10- 38
—	<b>Mustafa Johnson (DL, 2018-21) .....</b>	<b>89</b>	<b>39</b>	—	<b>128</b>	<b>29-116</b>
—	<b>Carson Wells (LB, 2018-21) .....</b>	<b>87</b>	<b>41</b>	—	<b>128</b>	<b>23- 94</b>

## QUARTERBACK SACKS

Rk	Player (Seasons)	No.	Yards
1	Alfred Williams (1987-90) .....	35	242
2	Ron Woolfork (1990-93) .....	33	241
3	Greg Jones (1992-96) .....	25	158
4	Laval Short (1976-79) .....	24½	192
5	Abraham Wright (2004-06) .....	21	151
10	Bill Brundige (1967-69) .....	19	151
10	Curt Koch (1984-87) .....	19	119
10	Leonard Renfro (1989-92) .....	19	97
13	Ryan Olson (1994-97) .....	16½	89
14	Kanavis McGhee (1987-90) .....	15	97
14	Josh Hartigan (2008-11) .....	15	90
14	<b>Mustafa Johnson (2018-21) .....</b>	<b>15</b>	<b>75</b>
32	<b>Nate Landman (2017-21) .....</b>	<b>11</b>	<b>63</b>
39	<b>Carson Wells (2018-21) .....</b>	<b>10</b>	<b>67</b>

## TACKLES FOR LOSS

Rk	Player (Seasons)	No.	Yards
1	Alfred Williams (1987-90) .....	59	303
2	Ron Woolfork (1990-93) .....	53	303
3	Greg Jones (1992-96) .....	45	205
4	Matt Russell (1993-96) .....	44	144
5	Leonard Renfro (1989-92) .....	43	142
6	Curt Koch (1984-87) .....	39	212
7	Chad Brown (1989-92) .....	38	169
7	Kanavis McGhee (1987-90) .....	38	163
9	Laval Short (1976-79) .....	37	239
9	Bill Brundige (1967-69) .....	37	176
11	Jordan Dizon (2004-07) .....	35	137
12	Arthur Walker (1986-89) .....	34	165
12	<b>Nate Landman (2017-21) .....</b>	<b>34</b>	<b>107</b>
14	Jashon Sykes (1998-2001) .....	33	97
14	Greg Biekert (1989-92) .....	33	73
16	Herb Orvis (1969-71) .....	32	214
16	Chidera Uzo-Diribe (2010-13) .....	32	171
16	George Hypolite (2005-08) .....	32	127
19	Joel Steed (1988-91) .....	31	109
19	Jimmie Gilbert (2013-16) .....	31	181
21	<b>Mustafa Johnson (2018-20) .....</b>	<b>29</b>	<b>114</b>
36	<b>Carson Wells (2018-21) .....</b>	<b>23</b>	<b>114</b>

## THIRD DOWN STOPS

Rk	Player, Pos. (Seasons)	No. (4th)
1	Jordan Dizon, ILB (2004-07) .....	48 (7)
1	<b>Nate Landman, ILB (2017-21) .....</b>	<b>48 (8)</b>
2	Chidobe Awuzie, CB (2013-16) .....	47 (4)
4	Matt Russell, ILB (1993-96) .....	45 (7)
5	Jimmie Gilbert, OLB (2013-16) .....	44 (3)
6	Chad Brown, ILB/OLB (1989-92) .....	42 (5)
7	Greg Biekert, ILB (1989-92) .....	41 (6)

## PASS DEFLECTIONS

Rk	Player (Seasons)	No.
1	Marcus Washington (1995-98) .....	42
2	Damen Wheeler (1996-99) .....	39
3	Greg Henderson (2011-14) .....	36
3	Ken Crawley (2012-15) .....	36
5	Chidobe Awuzie (2013-16) .....	35
10	Mickey Pruitt (1984-87) .....	32
10	Isaiah Oliver (2015-17) .....	32

## SPECIAL TEAM TACKLES

Rk	Player (Seasons)	UT	AT	—	Total
1	Ryan Sutter (1994-97) .....	32	32	—	64
2	Darren Fisk (1995-97) .....	25	23	—	48
3	Ryan Black (1994-97) .....	21	19	—	40
4	Beau Bisharat (2016-19) .....	28	11	—	39
5	Terrel Smith (2010-14) .....	24	10	—	34
5	Arthur Jaffee (2008-11) .....	21	13	—	34

## SPECIAL TEAM POINTS

Rk	Player (Seasons)	UT	AT	In20	Other	Points
1	Ryan Sutter (1994-97) .....	32	32	13	46	123
2	Beau Bisharat (2016-19) .....	28	11	8	51	98
3	Arthur Jaffee (2008-11) .....	21	13	9	46	89
4	Darren Fisk (1995-97) .....	25	23	3	35	86
5	Ryan Severson (2013-16) .....	19	5	8	52	84
6	Derrick Webb (2010-13) .....	19	13	6	43	81
7	Travis Sandersfeld (2008-11) .....	13	7	5	47	72
8	Ryan Black (1994-97) .....	21	19	4	24	68
9	Paul Rose (1987-90) .....	14	20	8	25	67
10	Jalil Brown (2007-10) .....	19	5	4	37	65
10	Terrel Smith (2010-14) .....	24	10	8	23	65
20	<b>Daniel Arias (2018-20) .....</b>	<b>8</b>	<b>0</b>	<b>2</b>	<b>41</b>	<b>51</b>

## MOST FORCED FAIR CATCHES

Rk	Player (Seasons)	FFC
1	Ryan Iverson (2010-13) .....	27
2	<b>Daniel Arias (2018-21) .....</b>	<b>21</b>
3	Jalil Brown (2007-10) .....	17
4	Beau Bisharat (2016-19) .....	16
5	John Walker (2013-15) .....	13



**ALL-BLACK UNIFORMS**

Colorado has worn its all black uniforms on **55** occasions, when the Buffaloes wear both black jerseys and black pants, owning a **24-30-1** record; the Buffs have also added black helmets to the look, having worn black top-to-bottom on seven occasions (**0-8** in that combo). A little history on the all-black look: the brainchild of then-head coach Bill McCartney, CU first wore the garb on Nov. 28, 1987 for a game after Thanksgiving at the time; the opponent was CU's old Big 8 rival, Nebraska. The Buffs came out and warmed up in gold pants, and upon returning to the locker room at the conclusion of warm-ups, the players found black pants hanging in their lockers. "It was something we thought about a long time ago," Mac said at the time. "You couldn't do this overnight. We didn't tell the kids, and they were real excited." He went on to say that it was planned a month or so out to give the team a shot of adrenaline prior to kickoff.

**COLORADO / ALL-BLACK UNIFORMS (24-30-1)**

Year	Opponent	Result	Year	Opponent	Result	Year	Opponent	Result	Year	Opponent	Result
1987	Nebraska	L 7-24	1999	Nebraska (OT)	L 30-33	2006	Texas Tech	W 30-6		*Arizona State	L 17-51
1988	Oklahoma	L 14-17	2000	Iowa State	L 27-35		Kansas State	L 21-34	2013	*Arizona	L 20-44
1990	Iowa State	W 28-12	2001	Nebraska	W 62-36		Iowa State	W 33-16		Southern California	L 29-47
1991	Missouri	W 55-7	2002	Kansas State	W 35-31	2007	c—Colorado St. (OT)	W 31-28	2014	*Arizona State	L 24-38
1992	Oklahoma	T 24-24		Baylor	W 34-0		Florida State	L 6-16		Oregon State	L 31-36
1993	Nebraska	L 17-21		Texas Tech	W 37-13		Nebraska	W 65-51	2015	*Southern California	L 24-27
1994	Oklahoma State	W 17-3		Iowa State	W 41-27	2008	c—Colorado State	W 38-17	2016	Utah	W 27-22
1995	Missouri	W 21-0		b—Oklahoma	L 7-29		West Virginia (OT)	W 17-14	2017	*at UCLA	L 23-27
	a—Oregon	W 38-6	2003	Oklahoma	L 20-34		Texas	L 14-38		at Arizona State	L 30-41
1996	Texas	W 28-24		Nebraska	L 22-31		Oklahoma State	L 17-30	2018	UCLA	W 38-16
	Kansas State	W 12-0	2004	Colorado State	W 27-24	2009	Colorado State	L 17-23	2019	*SOUTHERN CAL	L 31-35
1997	Kansas	W 42-6		Texas	L 7-31		Nebraska	L 20-28		STANFORD	W 16-13
	Missouri	L 31-41	2005	Kansas State	W 38-31	2011	*Southern California	L 17-42	2020	*UTAH	L 21-38
1998	Kansas State	L 9-16		Nebraska	L 3-30	2012	UCLA	L 14-42			

a—Cotton Bowl; b—Big 12 Championship at Houston; c—in Denver (\*—wore black helmets).

**BLACK HELMETS:** Colorado has worn black helmets on **23** occasions in its history, usually with a gold or sometimes a silver logo, and once with a pink logo; CU is **3-20** in the black headgear. The games (\*—matte black; #—worn with a pink logo as part of Blackout Breast Cancer awareness):

Year	Opponent	Result	Year	Opponent	Result	Year	Opponent	Result
1998	BAYLOR	W 18-16	2014	*ARIZONA STATE	L 24-38	2016	IDAHO STATE	W 56-7
2011	SOUTHERN CALIFORNIA	L 17-42		*at Southern California	L 28-56	2018	NEW HAMPSHIRE	W 45-14
	at UCLA	L 6-45		*at Arizona	L 20-38		at California	L 21-33
2012	ARIZONA STATE	L 17-51		*at Oregon	L 10-44	2019	AIR FORCE (OT)	L 23-30
	at Arizona	L 31-56	2015	*OREGON	L 24-41		SOUTHERN CALIFORNIA	L 31-35
2013	at Arizona State	L 13-54		*SOUTHERN CALIFORNIA	L 24-27		at Utah	L 15-45
	#ARIZONA	L 20-44	2017	at UCLA	L 23-27	2020	UTAH	L 21-38
	at UCLA	L 23-45						
	at Utah	L 17-24						

**OTHER UNIFORM LOOKS**

**GOLD HELMET/WHITE UNIS/BLACK PANTS** (Colorado's standard road combination through much of the 1980s/1990s/2000s): **Last: 2020** (at Stanford, W); **2019** (at Oregon, L); **2018** (at Nebraska, W); **Last: 2017** (at Oregon, L); **2017** (at Oregon State, W).

**GOLD HELMET/WHITE UNIS/GOLD PANTS:** **Last: 2018** (at USC, L); **2016** (at Arizona, W); **2015** (at Oregon State, W); **2014** (at Massachusetts, W); **2013** (CSU in Denver, W; Oregon State, L; at Washington, L); **2008** (at Texas A&M, L); **2007** (at Iowa State, L; at Arizona State, L); **2006** (at Missouri, L; at Georgia, L); **2004** (UTEP, Houston Bowl, W)

**GOLD HELMET/WHITE UNIS/SILVER PANTS (0-1): 2018** (at Washington, L)

**GOLD HELMET/WHITE UNIS/WHITE PANTS:** **Last: 2020** (at Arizona, W); **2019** (at Arizona State, W); **2018** (CSU in Denver, W); **2013** (at Utah, L); **2010** (at Nebraska, L); **2009** (at Kansas State, L); **2008** (at Nebraska, L; at Florida State, L); **2005** (at Miami-Fla., L); **2004** (at Nebraska, W).

**BLACK HELMET/WHITE UNIS/BLACK PANTS (0-7): 2019** (at Utah, L); **2018** (at Cal, L);

**2014** (at USC, L); **2013** (at UCLA, L; at Arizona State, L); **2012** (at Arizona, L); **2011** (at UCLA, L)

**BLACK HELMET/BLACK UNIS/GOLD PANTS (1-0): 2016** (Idaho State, W).

**BLACK HELMET/SILVER UNIS/BLACK PANTS (0-2): 2019** (Air Force, L); **2015** (Oregon, L).

**BLACK HELMET/SILVER UNIS/SILVER PANTS (1-0): 2018** (New Hampshire, W).

**BLACK HELMET/WHITE UNIS/GOLD PANTS (0-1): 2014** (at Arizona, L).

**BLACK HELMET/WHITE UNIS/WHITE PANTS (0-2): 2014** (at Oregon, L); **2013** (at Utah, L).

**SILVER HELMET/BLACK UNIS/SILVER PANTS (1-2): 2018** (Washington State, L);

**2017** (Washington, L); **2016** (Washington State, W).

**SILVER HELMET/SILVER UNIS/SILVER PANTS (1-1): 2016** (at Stanford, W);

**2015** (Arizona, L).

**SILVER HELMET/WHITE UNIS/SILVER PANTS (0-2): 2016** (at USC, L); **2015** (at Hawai'i, L).

**SILVER HELMET/WHITE UNIS/WHITE PANTS (0-2): 2017** (at Washington State, L);

**2015** (at Utah, L).

**WHITE HELMET/BLACK UNIS/BLACK PANTS (1-0): 2018** (Arizona State, W).

**WHITE HELMET/BLACK UNIS/WHITE PANTS (2-1): 2017** (Arizona, L);

**2016** (Oregon State, W); **2015** (Nicholls State, W).

**WHITE HELMET/ GOLD UNIS/WHITE PANTS (0-1): 2019** (at Washington State, L).

**WHITE HELMET/SILVER UNIS/WHITE PANTS (1-0): 2017** (Texas State, W).

**WHITE HELMET/WHITE UNIS/BLACK PANTS (0-1): 2015** (at Arizona State, L).

**WHITE HELMET/WHITE UNIS/SILVER PANTS (0-1): 2015** (at UCLA, L).

**WHITE HELMET/WHITE UNIS/WHITE PANTS (2-4): 2019** (at UCLA, L); **2018** (at Arizona, L);

**2017** (at Utah, L); **2016** (at Oregon, W; Washington, L); **2015** (CSU in Denver, W).

**IN-SEASON BIRTHDAYS**

Here's the list of those coaches and players who have birthdays to celebrate during the 2021 season (starting last week of August; \*—denotes on a game day):

<b>Aug. 26</b> Jonathan Van Diest (23)	<b>Sept. 16</b> Toren Pittman (19)	<b>Oct. 19</b> Michael Harrison (20)	<b>Nov. 17</b> Kary Kutsch (22)	<b>Dec. 13</b> Austin Johnson (21)
<b>Aug. 28</b> Jeremiah Doss (23)	<b>Sept. 19</b> Chris Carpenter (20)	<b>Oct. 21</b> Jackson Anderson (19)	<b>Nov. 19</b> Frank Fillip (22)	<b>Dec. 14</b> Nigel Bethel (22)
<b>Aug. 28</b> Caleb Fauria (20)	<b>Sept. 19</b> Chris Carpenter (20)	<b>Oct. 22</b> J.T. Shrout (22)	<b>Nov. 19</b> Nate Landman (23)	<b>Dec. 15</b> Justin Jackson (23)
<b>Aug. 31</b> Brady Russell (23)	<b>Sept. 20</b> Trevor Woods (19)	<b>Oct. 23</b> *Jaylon Jackson (23)	<b>Nov. 19</b> Tyas Martin (19)	<b>Dec. 17</b> Isaiah Lewis (23)
<b>Sept. 1</b> Devin Grant (22)	<b>Sept. 24</b> Edgar Amaya (19)	<b>Oct. 23</b> *Dimitri Stanley (22)	<b>Nov. 20</b> *Curtis Appleton (22)	<b>Dec. 18</b> Karl Dorrell (58)
<b>Sept. 2</b> Daniel Arias (23)	<b>Oct. 2</b> Trustin Oliver (20)	<b>Oct. 23</b> *Jayle Stacks (22)	<b>Nov. 27</b> Kaylin Moore (19)	<b>Dec. 28</b> Deion Smith (22)
<b>Sept. 3</b> *Mac Willis (21)	<b>Oct. 4</b> Evan Price (22)	<b>Nov. 9</b> Chris Reinert (36)	<b>Dec. 3</b> Robert Barnes (23)	<b>Dec. 28</b> Keith Miller III (20)
<b>Sept. 5</b> Joshka Gustav (22)	<b>Oct. 8</b> Kanaan Turnbull (22)	<b>Nov. 10</b> Joshua Jynes (22)	<b>Dec. 3</b> Gerard Lichtenhan (20)	<b>Dec. 29</b> Bryan Cook (45)
<b>Sept. 7</b> Devin Lynch (23)	<b>Oct. 9</b> Austin Smith (19)	<b>Nov. 11</b> Austin Dahlke (19)	<b>Dec. 8</b> Brendon Lewis (20)	<b>Jan. 2</b> Jamar Montgomery (22)
<b>Sept. 8</b> Zion Magalei (19)	<b>Oct. 12</b> Darrin Chiaverini (44)	<b>Nov. 14</b> Noah Fenske (22)	<b>Dec. 8</b> Tyrin Taylor (19)	
<b>Sept. 12</b> Tommy Notarainni (20)	<b>Oct. 14</b> Colby Pursell (23)	<b>Nov. 15</b> Alec Pell (21)	<b>Dec. 11</b> Blayne Toll (19)	

**2021 SPECIAL GAMES/WEEKENDS**

The tentative list of special games/weekends at Folsom Field this fall:

- Sept. 11 (Texas A&M in Denver):** First Responder Appreciation  
**Sept. 18 (Minnesota):** Cross Country & Track Reunion; Extra Yard for Teachers Men's Golf, Lacrosse Alumni Weekends  
**Oct. 2 (USC):** Family Weekend; Honorary C Award Ceremony; Michael Westbrook College FB HOF Recognition

- Oct. 16 (Arizona):** Living Legends; '71 Astro-Bluebonnet Team Reunion; Ski Ball, Women's Soccer Alumnae Weekend  
**Nov. 6 (Oregon State):** Homecoming, Athletic Hall of Fame Volleyball Alumnae Weekend Military Appreciation  
**Nov. 20 (Washington):** Senior Day;

**PAC-12 BOWL AGREEMENTS FOR 2021**

Here are the current Pac-12 Conference bowl agreements (all times mountain; order not confirmed):

- # 1 Rose Bowl presented by Northwestern Mutual (Pasadena; ESPN: Jan. 1 if in CFP semifinal, 3:00 p.m.; otherwise, see below).  
 # 2 Valero Alamo (San Antonio; ESPN: Dec. 29 vs. Big 12, 7:15 p.m.)  
 # 3/4 San Diego CCU Holiday (San Diego; FOX: Dec. 28 vs. ACC, 6:00 p.m.)  
 # 3/4 SRS Distribution Las Vegas (Las Vegas; ESPN: Dec. 30 vs. SEC, 8:30 p.m.)  
 # 5 Tony the Tiger Sun (El Paso; CBS: Dec. 31 vs. ACC/Notre Dame; 10:30 a.m.)  
 # 6 Jimmy Kimmel LA (Los Angeles; ABC: Dec. 18 vs. Mountain West #1, 5:30 p.m.)  
 # 7 San Francisco Bowl (Santa Clara: Dec. TBD vs. Big Ten, TBA)  
 # 8 One of the following ESPN Bowls will be the Pac-12's 8th bowl option:  
 Lockheed Martin Armed Forces (Fort Worth; ESPN: Dec. 22 vs. At-Large, night)  
 Union Home Mortgage Gasparilla (Tampa; ESPN: Dec. 23 vs. At-Large, 5:00 p.m.)  
 SERVEPRO First Responder (Dallas; ESPN: Dec. 28 vs. At-Large, 1:15 p.m.)

**Note:** If the Pac-12 champion is in the top four of the College Football Playoff poll following the 2021 season it would play in either the Cotton or Orange bowls (both Jan. 1) as a participant in the CFP semifinals. If the champion is not among those four, it will play in the Rose.

**WHO IS/HAS BEEN IN ON OFFENSE & DEFENSE**

The last Buff to play on both sides of the ball was **OLB Carson Wells**, who played some fullback late in 2018 (three snaps, picking up two touchdown block credits) ... **George Frazier**, as he did his freshman year in 2014, appeared on both offense (TE/FB) and defense (DE) as senior in 2017 (he played 506 total snaps between offense, defense and special teams). In 2014, he played both defensive end and fullback for the first time against Arizona State, becoming the first Buff to appear on both sides of the ball since 2005 in the process, and continued to do so the remainder of the season. Otherwise, you have to go back to the 2008 season, when **Eugene Goree** was on-call to do so, as the redshirt frosh was both a DT and an OG during the second half of the season; he did appear on both sides of the ball but not in the same game. Through the years, there have been a few players who wind up playing on both sides of the ball in the same game: **DT John Guydon** (DT/OG at Texas on October 15, 2005) and that was the first time it happened other than a gimmick here or there since **WR Michael Westbrook** played a series at safety against Baylor in 1993 (linemen **DE James Garee**, **DT Sam Wilder** and **DT Justin Bannan** all appeared on offense, catching one pass each). **CB Ben Kelly** tried tailback in 1999 at Texas Tech; he finished with three yards on one carry (a nice 5-yard run was wiped out by a penalty). Between 1994 and 2005, several Buffs played on both sides of the ball, as offensive linemen often played on the goal line or short yardage defense units—**OG Heath Irwin**, **OG Clint Moore**, **OG Chris Naeole**, **OT Melvin Thomas** and **OG Brad Bedell** all did it at one time or another between 1993 and 1998. In 1990, **OLBs Alfred Williams** and **Kanavis McGhee** played some tight end in a 64-3 win over Kansas State (Williams caught a pass for 17 yards).

**SUPER BOWL BUFFALOES**

In 2020, 247Sports looked at all 108 rosters of the 54 Super Bowls and developed an all-time list of the schools that have the most players appear in the game (*results for SB55 were not updated*). Colorado came in tied for 10th with LSU and Ohio State with 93 players (Buffs have won a total of 52 Super Bowl rings). Topping the list was Miami-Fla. with 122, followed by USC (120), Michigan (114), UCLA (112), Penn State (110), Notre Dame (105), Tennessee (102), Georgia and Nebraska (96). Next after the Buffs from the Pac-12 were Stanford (16th, 84), California (17th, 83), Arizona State (19th, 75) Oregon (23rd, 71) and Washington (28th, 65).

**SUPER BOWL SCORING.** In the 55 Super Bowls, Colorado is tied for 21st in producing points with 37: **WR Cliff Branch** scored 18 for the Raiders, **PK Mason Crosby** seven for the Packers, **FB Cullen Bryant** six for the Rams and **WR Boyd Dowler** six for the Packers. The all-time list:

Miami, Fla.	84	Stanford	54	USC	42	LSU	32	BYU	24
Penn State	81	Memphis	50	UCLA	39	Georgia Tech	31	Cincinnati	24
Florida	68	Mississippi Valley State	48	North Carolina State	38	Michigan	30	Kansas	24
California	66	Illinois	45	Wisconsin	38	Oklahoma State	30	Kansas State	24
Notre Dame	64	Michigan State	45	<b>COLORADO</b>	<b>37</b>	Syracuse	30	Louisiana Tech	24
Texas Tech	62	Oklahoma	44	Florida State	37	Wyoming	30	Tulane	24
Georgia	61	Arizona	42	Pittsburgh	34	South Carolina	28	North Carolina	24
Nebraska	54	Ohio State	42	South Dakota State	34	Minnesota	25		

**WHY CU AND NOT UC?**

A question often asked of many former Big Eight schools: Why is it the University of Colorado, but the moniker is CU and not UC? (The same applies at Kansas—KU, Missouri—MU, Nebraska—NU and Oklahoma—OU). "Midwestern casualness," said CU historian, the late Fred Casotti. It has always been this way at Colorado, for whatever reason, and at the other four—but seemingly nowhere else in the USA (except for Tulsa, but its midwest, too). In the 1950s, there was a concerted effort to eliminate the use of "CU" on the Boulder campus, both as a symbol and in speech, but Casotti said that no one would buy into it. "Nobody would change," he said. "It's easier to say than U of C, UC sounds like slang or something (as in 'you see'), and it was traditional. By trying to eliminate it, they reinforced it."

**HISTORY OF THE END ZONE "COLORADO"**

As in the south end zone, that is. In 1967, the stadium was lowered when the track was removed, and that area remained basically a dirt hill. Former long-time senior associate A.D. **Jon Burianek** said that we tried to grow grass and bushes there, but none took. The first artificial field was installed during the summer of 1971, and that area was then covered with asphalt and the large, block COLORADO was painted on it, then in all-white block lettering. Trim was later added, and at one time, when blue was one of the school colors, the end zone as well was painted blue instead of the familiar black.

**GAME 1: COLORADO 35, NORTHERN COLORADO 7****SEPTEMBER 3, 2021****FOLSOM FIELD, BOULDER**

**BOULDER** — Karl Dorrell's Colorado Buffaloes overcame a slow start to grind out a 35-7 win over Northern Colorado in both teams' season opener at Folsom Field.

While new CU mascot Ralphie VI had a successful debut in front of an enthusiastic crowd of 44,153, the Buffs offense struggled to find its footing early. But CU finally put two scores on the board in the second quarter while the defense produced a first-half shutout, then added 21 points in the second half to wrap up the win.

CU's Jarek Broussard ran 15 times for 94 yards and a touchdown as Colorado dominated the game on the ground. The Buffs finished with 383 yards total offense, including an overwhelming 281-17 edge on the ground as four different CU running backs found the end zone. CU freshman quarterback Brendon Lewis completed 10 of 15 attempts for 102 yards and a touchdown in his starting debut.

One big downside to the night proved to be penalties, as CU was flagged for 12 miscues for 117 yards. And both teams struggled offensively in the first half before CU finally found its footing early in the second quarter.

Thanks to a UNC penalty that kept a Buffs drive alive at the Bears 38, the Buffs took advantage of the opportunity to get to the end zone. Lewis hit tight end Brady Russell with a 7-yard pass, Broussard burst up the middle for a 12-yard gain and two plays later, he capped the drive with a 1-yard touchdown run.

CU's defense continued to keep the Bears bottled up and forced two more UNC punts before the Buffs struck again.

Colorado drove 56 yards in five plays for its second touchdown and a 14-0 lead. Broussard provided a big play with a 30-yard run down the left sideline before Lewis then found Montana Lemonious-Craig in the end zone with a 17-yard throw.

CU's defense then turned away UNC's most productive drive of the half. The Bears moved from their own 25 to the Colorado 15, only to see UNC quarterback Dylan McCaffrey overthrow his receiver, giving CU's Mekhi Blackmon an interception in the end zone.

After Becker hit the crossbar on a 53-yard field-goal try on CU's first possession of the second half, the Buffs took their next possession and hammered out their third scoring drive of the night.

Starting from its own 10-yard line, Colorado drove 90 yards in 16 plays for a touchdown, using 7:25 off the clock. Alex Fontenot performed the bulk of the work, carrying six times for 32 yards, including a 3-yard touchdown run to cap the drive.

UNC finally got on the board on its next possession, going 75 yards in seven plays. The Buffs helped the Bears on the drive with two costly penalties, including an unsportsmanlike conduct flag on fourth down. Northern Colorado finally reached the end zone when McCaffrey connected with Washington State transfer Kassidy Woods for a 34-yard touchdown pass to cut CU's lead to 21-7 at the end of the third quarter.

The Buffs, however, quickly answered. After a nice kick return by Brenden Rice to the CU 46, the Buffs went 64 yards in six plays for a touchdown. Ashaad Clayton finished the drive with a 1-yard scoring run for a 28-7 Colorado lead.

The Buffs then tacked on another touchdown to their total midway through the quarter after the defense held at midfield on fourth down. Deion Smith ran for 21 yards, Lewis connected with La'Vontae Shenault on a 23-yard pass and Smith then ran 7 yards for CU's fifth touchdown of the night and a 35-7 lead.

Northern Colorado ...	0	0	7	0	—	7
COLORADO .....	0	14	7	14	—	35

SCORING	Score	Time	Qtr
COLORADO —Broussard 1 run (Becker kick)	7- 0	13:51	2Q
COLORADO —Lemonious-Craig 17 pass from Lewis (Becker kick)	14- 0	7:02	2Q
COLORADO —Fontenot 3 run (Becker kick)	21- 0	3:10	3Q
N. Colorado —Woods 34 pass from McCaffrey (Raybon kick)	21- 7	0:00	3Q
COLORADO —Clayton 1 run (Becker kick)	28- 7	12:29	4Q
COLORADO —Smith 5 run (Becker kick)	35- 7	7:27	4Q

**Attendance:** 44,153 **Time:** 3:18 **Weather:** 73 degrees, partly cloudy, 50 percent humidity; winds from the north at 9 mph

TEAM STATISTICS	COLORADO	N.COLORADO
First Downs.....	22	15
Third Down Efficiency (Fourth).....	6-10 (0-0)	3-14 (0-2)
Rushes—Net Yards .....	49-281	18-20
Passing Yards .....	102	236
Passes (Att-Comp-Int).....	15-10-0	42-24-1
Total Offense.....	383	256
Return Yards .....	68	0
Punts: No-Average.....	3-40.0	6-37.3
Fumbles: No-Lost.....	0-0	1-0
Penalties/Yards .....	12/118	6/50
Quarterback Sacks—Yards.....	4-12	2-11
Time of Possession .....	30:44	29:16
Drives/Average Field Position .....	11/C33	10/N26
Red Zone: Scores-Attempts (Points).....	5-5 (35)	0-2 (0)

**INDIVIDUAL STATISTICS**

**Rushing—Colorado:** Broussard 15-94, Clayton 8-51, B.Lewis 8-44, Fontenot 8-40, Smith 4-32, Davis 5-22, Team 1-minus 2. **UNC:** Wilson 6-16, McCaffrey 9-9, Thomas 1-3, George 1-minus 4; Zincola 1-minus 4.

**Passing—Colorado:** B.Lewis 15-10-0, 102, 1 td. **UNC:** McCaffrey 42-24-1, 235, 1 td.

**Receiving—Colorado:** Lemonious-Craig 2-23, Shenault 2-23, Pell 1-17, Penry 1-16, Broussard 1-7, Russell 1-7, Stanley 1-7, Fontenot 1-2. **UNC:** Wilson 8-69, Woods 4-88, Mitchell 3-18, Thomas 3-2, DeLaCroix 2-30, Flowers 1-9, Morris 1-7, Zincola 1-7, Angelillo 1-6.

**Punting—Colorado:** Watts 3-40.0 (41 long, 1 In20). **UNC:** Brickhouse 6-37.3 (47 long, 2 In20).

**Punt Returns—Colorado:** Stanley 3-68. **UNC:** none.

**Kickoff Returns—Colorado:** Rice 1-44. **UNC:** Ison 1-23, Thomas 1-16.

**Interceptions—Colorado:** Blackmon 1-0. **UNC:** none..

**Tackle Leaders—Colorado:** Blackmon 3,2—5; Landman 4,0—4; Miller 4,0—4; Q.Perry 3,1—4; Sami 3,0—3; Thomas 3,0—3; M.Perry 1,2—3; Wells 1,2—3; I.Lewis 0,3—3; Gonzalez 2,0—2; Reed 2,0—2; Rodman 2,0—2; Land 1,1—2. **UNC:** Bobo 11,3—14; Gagnon 3,2—5; Potts 1,4—5; Jackson 4,0—4; Koffie 4,0—4; Talkington 1,3—4; Golden 2,1—3; Harris 2,1—3.

**Quarterback Sacks—Colorado:** Rodman 1-4, Sami 1-4, Thomas 1-4, Lang 1-0. **UNC:** Golden 1-8, Hoage 1-3.

**Passes Broken Up—Colorado:** Landman, Moore. **UNC:** none.

**GAME NOTES**

Colorado now leads the series by an **11-2** count (2-0 since the rivalry resumed in 2017 after being dormant since 1934). CU leads 7-1 in Boulder ... Tonight's attendance of **44,153** was bolstered late in the week by the announcement of Ralphie VI and an awesome turnout by the students; all 14,000 sport passes sold out (all-time student tickets sold were 14,442 in 1972, followed by 14,000 in 1990; **11,537** students were scanned in tonight) ... The Buffaloes are now **83-44-5** in 132 season openers, **55-20-1** at home; it was the first season opening win in Boulder since 2005, as most openers since 1988 took place in Denver ... Colorado is now **20-3** in non-conference regular season games dating back to 2013 ... CU is now **19-25** all-time on Fridays ... Karl Dorrell improved to 40-29 as a collegiate head coach 5-2 at Colorado) ... The late Hank Aaron would be proud: this was CU's **715th** all-time victory (715-517-36) ... UNC had 18 rushes for 20 yards; it was the fewest in a season opener since 1996, when Washington State had 21 rushes for a net 5 yards ... CU did not turn the ball over (or even have a fumble) in its third straight season opener; it's the second turnover-free game under Dorrell ... Colorado was 5-for-5 in the red zone (5 TDs), and is now an incredible 54-of-58 over the last 16 season openers (93.1%; 39 TDs/15 FGs). CU is 19-of-19 in the last four season lid-lifters ... The last time four different running backs scored in a game was on Sept. 26, 2015 in a 48-0 win over Nicholls State.





We didn't utilize Drew Litton's talents in 2020 due to COVID, but our own cartoonist from 2018 and 2019 is back as is as creative as ever!



## BRANCH TO FINALLY MAKE HALL



CU Athletic Hall of Famer **Cliff Branch**, who passed away in 2019, might finally see his dream come true and be selected for induction into the Pro Football Hall of Fame in its next class in 2022. Branch, a three-time All-Pro, and former Super Bowl-winning head coach Dick Vermeil were named finalists on August 24 a five-person panel of selectors for the Hall of Fame. Branch was selected as the Senior finalist and Vermeil the Coach finalist.

Branch, who many say changed the game after he was selected by the Oakland Raiders in the fourth round of the 1972 NFL Draft, as he was deemed a "football player with speed and not a speedster who played football." And he would become one of the most dynamic receivers of his era as the speedy deep threat who stretched opposing defenses. He caught 501 passes for 8,685 yards and 67 touchdowns in 14 seasons (1972 to '85) for the franchise, and added 73 receptions for 1,289 yards and five touchdowns in the postseason (only Jerry Rice, Julian Edelman and Michael Irvin have more postseason receiving yards than Branch).

He was a part of three Super Bowl championship teams with the Raiders (two in Oakland, one in L.A.), and led the NFL in touchdown receptions twice, with 13 in 1974 and 12 in 1976. He was a first-team All-Pro in 1974, '75 and '76.

At Colorado, in two seasons, he caught 36 passes for 665 yards and three touchdowns (averaging 18.5 yards per), while rushing 31 times for 354 yards and five scores (11.4 per carry). He returned eight kicks for touchdowns (six punts, two kickoffs); he averaged 25.2 yards per kickoff runback and 16.7 per punt try. He amassed 2,507 all-purpose yards in just 22 games, seventh-most in school history at the time (the six ahead of him all played three years). He died at the age of 71; his sister, Elaine Anderson, said in a call with Hall of Fame president David Baker that her brother "dreamed of this" and "wanted this so bad, he could taste it." If selected, and while not a 100 percent certainty, he would become the first Buffalo in the Pro Hall.

## NIL TAKES CENTER STAGE

Some NIL factoids as everyone is navigating the waters after the NCAA deferred at the last minute to each state's regulations:

- Instead of legislation, the NCAA issued a directive ("Interim Policy") allowing schools located in a state with an active NIL law to follow those laws (in place of NCAA rules) when regulating student-athletes' rights of publicity:
  - This means that, per Colorado state law, CU student-athletes may earn compensation for the commercial use of their name, image, and likeness without harming their intercollegiate eligibility or athletics scholarship.
- This is not "pay-for-play" where a student-athlete is simply receiving money because of their athletic ability – it is a job, a quid pro quo agreement in which value is exchanged between the student-athlete and a third party:
  - This includes publicity activities like personal appearances, autograph sessions, or hosting camps and transactional activities like entering endorsement and sponsorship agreements.
- Student-athlete must engage in these activities as an individual, separate from their CU student-athlete capacity:
  - Just like any business entity, they must go through the official processes to use CU intellectual property (trademarks, logos, film, photos, institutional productions, etc.) or CU facilities and event spaces.
  - Colorado law requires student-athletes disclose their NIL-related activities/agreements to us within 72 hours of making the deal or before their next competition, whichever occurs first; thus it is strongly encouraged for student-athletes to report or discuss any potential engagement with CU's compliance office in advance so they can flag any potential NCAA or University issues;
  - This disclosure process will be facilitated through the [INFLCR Verified](#) app, which is used internally for tracking and monitoring.
- Per Colorado law, student-athletes may contract with a non-relative "professional representative" or a "legal representative" (who must be a licensed attorney) to help them market themselves, arrange partnerships, facilitate relationships with brands, review contracts, etc.
  - The NCAA rule prohibiting student-athletes from signing with an athletic agent in efforts to secure a professional sports contract remains effective: student-athletes may only receive representation related to their NIL activities;
  - It is strongly recommended to disclose these representation agreements to the department.
- All international students (not just student-athletes) are heavily restricted in the type of employment activities they are allowed to engage in per their Student Visas; these students are responsible for making sure any employment/compensation activities do not violate immigration regulations.
- Certain sport-specific governing bodies (like the USGA) have their own amateurism rules that are not negated by state law.
- **Bufs with a Brand**, part of CU's Leadership & Career Development Program, exists to educate and support the student-athletes as they explore name, image and likeness opportunities and navigate the related legislation– BWAB will provide programming throughout the school year focusing on brand management, entrepreneurship, and financial literacy.

**NOTABLE PERFORMANCES: THE LAST TIME****INDIVIDUAL**

Kickoff Return For A Touchdown	<b>Colorado:</b> Nelson Spruce vs. Cal in Boulder, Nov. 16, 2013 (onside, 46 yards; otherwise: M. Mosley vs. Utah, Nov. 23, 2012, 100 yds)
	<b>Opponent:</b> Reggie Dunn, Utah in Boulder, Nov. 23, 2012 (100 yards).
Punt Return For A Touchdown	<b>Colorado:</b> Brenden Rice vs. Utah in Boulder, Dec. 12, 2020 (81 yards).
	<b>Opponent:</b> Dermari Simpkins, Utah at Salt Lake City, Nov. 30, 2016 (66 yards).
Interception Return For A Touchdown	<b>Colorado:</b> Dante Wigley vs. Oregon State in Boulder, Oct. 27, 2018 (27 yards).
	<b>Opponent:</b> Darren Hall, San Diego State in Boulder, Nov. 28, 2020 (57 yards, TD).
Fumble Return/Recovery For A Touchdown	<b>Colorado:</b> Mustafa Johnson vs. Colorado State in Denver, Aug. 30, 2019 (9 yards).
	<b>Opponent:</b> Tra'Mayne Bondurant, Arizona at Tucson, Nov. 8, 2014 (22 yards).
Blocked Punt Return For A Touchdown	<b>Colorado:</b> Lawrence Vickers vs. Washington State at Seattle, Sept. 11, 2004 (0 yards).
	<b>Opponent:</b> Grant Perry, Michigan at Ann Arbor, Sept. 17, 2016 (6 yards).
Blocked Field Goal Return For A Touchdown	<b>Colorado:</b> Has not occurred.
	<b>Opponent:</b> Max Bergen, Stanford at Palo Alto, Oct. 8, 2011 (75 yards; first-ever against Colorado)
Blocked Punt	<b>Colorado:</b> Alex Fontenot vs. California at Berkeley, Nov. 24, 2018 and vs. Utah in Boulder, Nov. 17, 2018.
	<b>Opponent:</b> Khaylan Thomas, Arizona State at Tempe, Nov. 4, 2017.
Blocked PAT Kick	<b>Colorado:</b> Terrance Lang vs. Oregon State in Boulder, Oct. 27, 2018.
	<b>Opponent:</b> Jordan Jackson, Air Force in Boulder, Sept. 14, 2019 ( <i>kicker: James Stefanou</i> )
Blocked Field Goal	<b>Colorado:</b> Mark Perry vs. San Diego State in Boulder, Nov. 28, 2020.
	<b>Opponent:</b> Quentin Lake, UCLA in Boulder, Nov. 2, 2020 ( <i>second one in game</i> ).
Offensive Lineman To Score A Touchdown	<b>Colorado:</b> Alex Kelley vs. Colorado State in Denver, Sept. 2, 2016 (recovered fumble in end zone).
	<b>Opponent:</b> Has not occurred.
Defensive Two-Point Conversion	<b>Colorado:</b> Greg Biekert vs. Nebraska in Boulder, Nov. 2, 1991.
	<b>Opponent:</b> Has not occurred.
300 Yards Total Offense	<b>Colorado:</b> 301, Jarek Broussard vs. Arizona at Tucson, Dec. 5, 2020 ( <i>301 rush, 0 pass</i> ).
	<b>Opponent:</b> 363, Davis Mills, Stanford at Palo Alto, Nov. 14, 2020 ( <i>327 pass, 36 rush</i> ).
400 Yards Total Offense	<b>Colorado:</b> 416, Steven Montez vs. Southern California in Boulder, Nov. 11, 2017 ( <i>376 pass, 40 rush</i> ).
	<b>Opponent:</b> 412, Dorian Thompson-Robinson, UCLA in Boulder, Nov. 7, 2020 ( <i>303 pass, 109 rush</i> ).
100 Yards Rushing	<b>Colorado:</b> 301, Jarek Broussard vs. Arizona at Tucson, Dec. 5, 2020 ( <i>25 attempts</i> ).
	<b>Opponent:</b> 183, Bijan Robinson, Texas at San Antonio (Alamo Bowl), Dec. 29, 2020 ( <i>10 attempts</i> ).
200 Yards Rushing	<b>Colorado:</b> 301, Jarek Broussard vs. Arizona at Tucson, Dec. 5, 2020 ( <i>25 attempts</i> ).
	<b>Opponent:</b> 327, Khalil Tate, Arizona in Boulder, Oct. 7, 2017 ( <i>14 attempts</i> ).
300 Yards Rushing	<b>Colorado:</b> 301, Jarek Broussard vs. Arizona at Tucson, Dec. 5, 2020 ( <i>25 attempts</i> ).
	<b>Opponent:</b> 327, Khalil Tate, Arizona in Boulder, Oct. 7, 2017 ( <i>14 carries</i> ).
Three Touchdowns Rushing	<b>Colorado:</b> 3, Jarek Broussard vs. UCLA in Boulder, Nov. 7, 2020.
	<b>Opponent:</b> 3, Cyrus Habibi-Likio, Oregon at Eugene, Oct. 11, 2019.
Four Touchdowns Rushing	<b>Colorado:</b> 4, Michael Adkins II vs. Charleston Southern in Boulder, Oct. 19, 2013.
	<b>Opponent:</b> 4, Khalil Tate, Arizona in Boulder, Oct. 7, 2017.
Two 100-Yard Rushers	<b>Colorado:</b> Phillip Lindsay (31-144) and Sefo Liufau (23-108) vs. Washington State in Boulder, Nov. 19, 2016.
	<b>Opponent:</b> Michael Wiley (9-126) and Garv Brightwell (20-113), Arizona at Tucson, Dec. 5, 2020.
Three 100-Yard Rushers	<b>Colorado:</b> Jon Keyworth (18-124), Paul Arendt (23-116) and Ward Walsh (15-101), vs. Air Force at USAFA, Nov. 21, 1970.
	<b>Opponent:</b> David Overstreet (18-258), Darrell Shepard (3-151) and George Rhymes (9-110), Oklahoma in Boulder, Oct. 4, 1980.
300 Yards Passing	<b>Colorado:</b> 324, Steven Montez vs. Southern California in Boulder, Oct. 25, 2019 ( <i>27-of-43</i> ).
	<b>Opponent:</b> 327, Davis Mills, Stanford at Palo Alto, Nov. 14, 2020 ( <i>31-of-56</i> ).
400 Yards Passing	<b>Colorado:</b> 455, Sefo Liufau vs. California at Berkeley, Sept. 27, 2014 ( <i>46-of-67</i> ).
	<b>Opponent:</b> 406, Kedon Slovis, Southern California in Boulder, Oct. 25, 2019 ( <i>30-of-44</i> ).
Three Touchdowns Passing	<b>Colorado:</b> 3, Steven Montez vs. Southern California in Boulder, Oct. 25, 2019.
	<b>Opponent:</b> 4, Casey Thompson, Texas at San Antonio (Alamo Bowl), Dec. 29, 2020.
Four Touchdowns Passing	<b>Colorado:</b> 4, Steven Montez vs. Colorado State in Denver, Aug. 31, 2018.
	<b>Opponent:</b> 4, Casey Thompson, Texas at San Antonio (Alamo Bowl), Dec. 29, 2020.
Five Touchdowns Passing	<b>Colorado:</b> 7, Sefo Liufau vs. California at Berkeley, Sept. 27, 2014 ( <i>school record</i> ).
	<b>Opponent:</b> 5, Khalil Tate, Arizona at Tucson, Nov. 2, 2018.
Three Interceptions Thrown	<b>Colorado:</b> 4, Steven Montez vs. Oregon at Eugene, Oct. 11, 2019.
	<b>Opponent:</b> 3, Ryan Burns, Stanford at Palo Alto, Oct. 22, 2016.
Four Interceptions Thrown	<b>Colorado:</b> 4, Steven Montez vs. Oregon at Eugene, Oct. 11, 2019.
	<b>Opponent:</b> 4, Graham Harrell, Texas Tech at Lubbock, Oct. 27, 2007.
10 Receptions	<b>Colorado:</b> 10, Tony Brown vs. Arizona in Boulder, Oct. 5, 2019 ( <i>141 yards</i> ).
	<b>Opponent:</b> 11, Isaiah Hodgins, Oregon State in Boulder, Oct. 27, 2018 ( <i>146 yards</i> ).
100 Yards Receiving	<b>Colorado:</b> 126, Dimitri Stanley vs. Stanford at Palo Alto, Nov. 14, 2020 ( <i>6 receptions</i> ).
	<b>Opponent:</b> 126, Greg Dulcich, UCLA in Boulder, Nov. 7, 2020 ( <i>4 receptions</i> ).
200 Yards Receiving	<b>Colorado:</b> 211, Laviska Shenault vs. Colorado State in Denver, Aug. 31, 2018 ( <i>11 receptions</i> ).
	<b>Opponent:</b> 208, Ryan Broyles, Oklahoma at Norman, Oct. 30, 2010 ( <i>9 receptions</i> ).
Two Touchdowns Receiving	<b>Colorado:</b> 2, K.D. Nixon vs. Southern California in Boulder, Oct. 25, 2019.
	<b>Opponent:</b> 2, Bijan Robinson and Joshua Moore, Texas at San Antonio (Alamo Bowl), Dec. 29, 2020.
Three Touchdowns Receiving	<b>Colorado:</b> 3, Tony Brown vs. Arizona State at Tempe, Sept. 21, 2019.
	<b>Opponent:</b> 3, Nelson Agholor, Southern California at Los Angeles, Oct. 18, 2014.
Two 100-Yard Receivers	<b>Colorado:</b> Laviska Shenault (11-211) and K.D. Nixon (6-112) vs. Colorado State in Denver, Aug. 31, 2018.
	<b>Opponent:</b> Michael Pittman (7-156) and Tyler Vaughns (8-104), Southern California in Boulder, Oct. 25, 2019.
100-Yard Rusher & Receiver	<b>Colorado:</b> Jarek Broussard (27-121) rushing & Dimitri Stanley (6-126 receiving) vs. Stanford at Palo Alto, Nov. 14, 2020.
	<b>Opponent:</b> Dorian Thompson-Robinson (9-109 rushing) & Greg Dulcich (4-126 receiving), UCLA in Boulder, Nov. 7, 2020.
100-Yard Rusher & Receiver ( <i>same player</i> )	<b>Colorado:</b> Cortlen Johnson (27-172 rushing; 6-105 receiving), vs. Iowa State at Ames, Nov. 10, 2001.
	<b>Opponent:</b> Has not occurred.



### The Last Time, continued...

Four Touchdowns In A Game	Colorado:	4, Laviska Shenault vs. Arizona State in Boulder, Oct. 8, 2017 (2 rushing, 2 receiving).
	Opponent:	4, Khalil Tate, Arizona in Boulder, Oct. 7, 2017 (4 rushing).
Four Field Goals In A Game	Colorado:	4, Will Oliver vs. Colorado State in Denver, Sept. 1, 2013.
	Opponent:	4, Jordan Choukair, Oregon State at Corvallis, Oct. 14, 2017.
50-Yard Field Goal	Colorado:	53, James Stefanou vs. Arizona State at Tempe, Nov. 4, 2017.
	Opponent:	53, Cameron Dicker, Texas at San Antonio (Alamo Bowl), Dec. 29, 2020.
Two Interceptions In A Game	Colorado:	2, Mikial Onu vs. Colorado State in Denver, Aug. 30, 2019.
	Opponent:	2, Anthony Pandey, Arizona at Tucson, Dec. 5, 2020.
Three Interceptions In A Game	Colorado:	3, Terrence Wheatley vs. Texas Tech at Lubbock, Oct. 27, 2007.
	Opponent:	3, Philip Thomas, Fresno State at Fresno, Sept. 15, 2012.
Four Interceptions In A Game	Colorado:	Has not occurred.
	Opponent:	4, Frank Nelson, Utah at Salt Lake City, Nov. 2, 1946.
Three Quarterback Sacks In A Game	Colorado:	3 (for 10 yards), Nate Landman vs. San Diego State in Boulder, Nov. 28, 2020.
	Opponent:	4 (for 31 yards), Vilas Fauonuku, Utah at Salt Lake City, Nov. 28, 2015.
Four Quarterback Sacks In A Game	Colorado:	4½ (for 46), Ron Woolfork vs. Iowa in Boulder, Sept. 26, 1992.
	Opponent:	4 (for 31 yards), Vilas Fauonuku, Utah at Salt Lake City, Nov. 28, 2015.

### TEAM

Shut Out (Defensive)	Colorado:	Game: 48-0, vs. Nicholls State in Boulder, Sept. 26, 2015.
		Through 3rd Qtr: 37-0, vs. Colorado State in Denver, Sept. 2, 2016.
		At Half: 14-0, vs. Northern Colorado in Boulder, Sept. 3, 2021.
	Opponent:	Game: 0-28, by Washington State at Pullman, Oct. 21, 2017.
		Through 3rd Qtr: 0-21, by Washington State at Pullman, Oct. 21, 2017.
		At Half: 0-17, by Nebraska in Boulder, Sept. 7, 2019.
Safety	Colorado:	vs. Oregon in Boulder, Oct. 22, 2011 (Terrel Smith tackled Cliff Harris in end zone).
	Opponent:	by Stanford at Palo Alto, Oct. 22, 2016 (Sefo Liufau ran out of back of end zone).
Held To No Offensive Touchdowns	Colorado:	by Oregon at Eugene, Oct. 11, 2019.
	Opponent:	San Diego State in Boulder, Dec., 5, 2020; Texas State in Boulder, Sept. 9, 2017; Colorado State in Denver, Sept. 1, 2017
30 First Downs In A Game	Colorado:	30, vs. Northern Colorado in Boulder, Sept. 16, 2017.
	Opponent:	30, by Southern California in Boulder, Oct. 25, 2019.
Held Under 10 First Downs	Colorado:	9, by Washington at Santa Clara, Pac-12 Championship Game, Dec. 2, 2016.
	Opponent:	7, vs. Arizona State in Boulder, Oct. 15, 2016.
500 Yards Total Offense In A Game	Colorado:	525, vs. UCLA in Boulder, Nov. 7, 2020 (264 rush, 261 pass).
	Opponent:	518, by Southern California in Boulder, Oct. 25, 2019 (112 rush, 406 pass).
600 Yards Total Offense In A Game	Colorado:	603, vs. Washington State in Boulder, Nov. 19, 2016 (258 rush, 345 pass).
	Opponent:	638, by Texas at San Antonio (Alamo Bowl), Dec. 29, 2020 (303 rush, 335 pass).
Held Under 200 Yards Total Offense In A Game	Colorado:	196, by Utah in Boulder, Nov. 17, 2018 (34 rush, 162 pass).
	Opponent:	155, San Diego State in Boulder, Nov. 28, 2020 (79 rush, 76 pass).
Held Under 100 Yards Total Offense In A Game	Colorado:	76, by Stanford in Boulder, Nov. 3, 2012 (-21 rush, 97 pass).
	Opponent:	96, Idaho State in Boulder, Sept. 10, 2016 (29 rush, 67 pass).
300 Yards Rushing In A Game	Colorado:	407, vs. Arizona at Tucson, Dec. 5, 2020.
	Opponent:	303, by Texas at San Antonio (Alamo Bowl), Dec. 29, 2020.
400 Yards Rushing In A Game	Colorado:	407, vs. Arizona at Tucson, Dec. 5, 2020.
	Opponent:	413, by Arizona in Boulder, Oct. 7, 2017.
500 Yards Rushing In A Game	Colorado:	502, vs. Missouri in Boulder, Nov. 11, 2000.
	Opponent:	516, by Missouri at Columbia, Oct. 6, 1984.
Held Under 100 Yards Rushing In A Game	Colorado:	60, by Utah at Salt Lake City, Nov. 30, 2019 (31 attempts; included five sacks for 30 yards).
	Opponent:	20, vs. Northern Colorado in Boulder, Sept. 3, 2021 (18 attempts; included four sacks for 12 yards).
400 Yards Passing In A Game	Colorado:	401, vs. Arizona State at Tempe, Oct. 10, 2015.
	Opponent:	406, by Southern California in Boulder, Oct. 25, 2019.
500 Yards Passing In A Game	Colorado:	533, vs. NE Louisiana in Boulder, Sept. 16, 1995.
	Opponent:	523, by Fresno State at Honolulu, Dec. 25, 1993 (Aloha Bowl; only time ever vs. Colorado)
Held Under 100 Yards Passing In A Game	Colorado:	92, by Arizona at Tucson, Dec. 5, 2020.
	Opponent:	76, vs. San Diego State in Boulder, Nov. 28, 2020.
Averaged Over Eight Yards Per Play	Colorado:	9.17, vs. Colorado State in Denver, Aug. 31, 2018 (65-596).
	Opponent:	9.38, by Texas at San Antonio (Alamo Bowl), Dec. 29, 2020 (68-638).
Held Under Three Yards Per Play	Colorado:	2.93, by Utah in Boulder, Nov. 17, 2018 (67-196).
	Opponent:	2.63, vs. San Diego State in Boulder, Nov. 28, 2020 (59-155).
Four Interception Game	Colorado:	4, vs. Texas Tech at Lubbock, Oct. 27, 2007.
	Opponent:	4, by Oregon at Eugene, Oct. 11, 2019.
Five Interception Game	Colorado:	5, vs. Texas Tech at Lubbock, Nov. 1, 2003.
	Opponent:	5, by Oklahoma in Boulder, Oct. 17, 1992.
Six Quarterback Sacks	Colorado:	6 (for 33 yards), vs. Nebraska in Boulder, Sept. 7, 2019.
	Opponent:	7 (for 43 yards), by Nebraska at Lincoln, Sept. 8, 2018.
Forced Six (Five) Lost Opponent Fumbles	Colorado:	6, vs. Kansas State in Boulder, Oct. 22, 1983 (5 vs. Nebraska in Boulder, Nov. 26, 1999)
	Opponent:	6, by Nebraska at Lincoln, Oct. 25, 1975 (5 by Oklahoma State at Stillwater, Nov. 8, 1980).
Forty-Minute Time of Possession Game	Colorado:	41:05, vs. UCLA at Pasadena, Oct. 31, 2015.
	Opponent:	41:46, by Washington State in Boulder, Nov. 10, 2018.
Turnover-Free Game	Colorado:	vs. Northern Colorado in Boulder, Sept. 3, 2021.
	Opponent:	by Texas at San Antonio (Alamo Bowl), Dec. 29, 2020.
Did Not Punt	Colorado:	vs. Iowa State in Boulder, Nov. 19, 1994.
	Opponent:	by Washington at Seattle, Nov. 9, 2013 (just second time since 1983; Baylor in 2010).
Recovered Own Onside Kick	Colorado:	vs. Southern California at Los Angeles (Kyle Trego), Oct. 13, 2018; 0-of-last-3 (2-of-last 10 back to 2014).
	Opponent:	by California in Boulder, Nov. 16, 2013; 0-of-last-6.



**CAREER SINGLE GAME BESTS***(for those who have regularly appeared in games)***CURTIS APPLETON, OLB**

Total Tackles— 1, at Stanford, 11/28/20  
Solo Tackles— N/A  
Interceptions— 1, vs. San Diego State, 11/28/20  
Pass Deflections— N/A

**DANIEL ARIAS, WR**

Receptions— 2, twice (last: vs. Utah, 12/12/20)  
Receiving Yards— 38, vs. UCLA, 11/07/20  
Long Reception— 38, vs. UCLA, 11/07/20  
Receiving TDs— 1, twice (last: at Utah, 11/30/19)

**ROBERT BARNES, ILB**

Total Tackles— N/A  
Solo Tackles—N/A  
Tackles For Loss—N/A  
QB Sacks— N/A  
Third Down Stops— N/A

**COLE BECKER, PK**

Field Goals Made— N/A  
Field Goals Attempted—1, , vs. Northern Colorado, 9/03/21  
Long Field Goal—N/A  
PAT Made— 5, vs. Northern Colorado, 9/03/21

**MEKHI BLACKMON, CB**

Total Tackles— 5, vs. Northern Colorado, 9/03/21  
Solo Tackles— 4, twice (last: vs. Colorado State, 8/30/19)  
Interceptions— 1, twice (last: vs. UNC, 9/03/21)  
Pass Deflections— 2, twice (last: vs. Texas (Alamo), 12/29/20)

**JAREK BROUSSARD, TB**

Rushing Attempts— 32, vs. San Diego State, 11/28/20  
Rushing Yards— 301, at Arizona, 12/5/20  
Long Run— 75, at Arizona, 12/5/20  
Rushing TDs— 3, vs. UCLA, 11/07/20  
Receptions— 3, vs. Utah, 12/12/20  
Receiving Yards— 21, vs. UCLA, 11/07/20  
Long Reception— 21, vs. UCLA, 11/07/20

**CHRIS CARPENTER, WR**

Receptions— N/A  
Receiving Yards— N/A  
Long Reception— N/A  
Receiving TDs— N/A

**ASHAAD CLAYTON, TB**

Rushing Attempts— 8, vs. Northern Colorado, 9/03/21  
Rushing Yards— 51, vs. Northern Colorado, 9/03/21  
Long Run— 35, vs. Northern Colorado, 9/03/21  
Rushing TDs— 2, at Arizona, 12/5/20

**JOE DAVIS, TB**

Rushing Attempts— 7, vs. San Diego State, 11/28/20  
Rushing Yards— 22, vs. Northern Colorado, 9/03/21  
Long Run— 8, vs. UCLA, 11/07/20  
Rushing TDs— N/A

**ALEX FONTENOT, TB**

Rushing Attempts— 25, at Arizona State, 9/21/19  
Rushing Yards— 125, Colorado State, 8/30/19  
Long Run— 32, Colorado State, 8/30/19 (TD)  
Rushing TDs— 3, Colorado State, 8/30/19  
Receptions— 5, twice (last: vs. Southern California, 10/25/19)  
Receiving Yards— 34, vs. Arizona, 10/05/19  
Long Reception— 19, vs. Arizona, 10/05/19

**CHRISTIAN GONZALEZ, CB**

Total Tackles— 6, at Stanford, 11/14/20  
Solo Tackles— 5, twice (last: vs. Texas (Alamo Bowl), 12/29/20)  
Interceptions— N/A  
Pass Deflections— 3, vs. Texas (Alamo Bowl), 12/29/20

**JAYLON JACKSON, WR**

Receptions— 6, at Arizona, 11/02/18  
Receiving Yards— 57, vs. Nebraska, 9/07/19  
Long Reception— 57, vs. Nebraska, 9/07/19  
Receiving TDs— 1, vs. San Diego State, 11/28/20

**JANAZ JORDAN, DT**

Total Tackles— 6, vs. Texas (Alamo Bowl), 12/29/20  
Solo Tackles— 2, at Arizona, 12/05/20, vs. Utah, 12/12/20  
QB Sacks— N/A  
Third Down Stops— N/A

**NATE LANDMAN, ILB**

Total Tackles— 19, vs. Utah, 11/17/18  
Solo Tackles— 16, at Oregon, 10/11/19  
Tackles For Loss— 4, vs. San Diego State, 11/28/20  
QB Sacks— 3, vs. San Diego State, 11/28/20  
Third Down Stops—4, thrice (last: at Arizona, 12/05/20)  
Pass Deflections— 3, at California, 11/24/18  
Interceptions—1, thrice (last: vs. Washington, 11/23/19)

**JACK LAMB, ILB**

Total Tackles— 1, vs. Northern Colorado, 9/03/21  
Solo Tackles— 1, vs. Northern Colorado, 9/03/21  
QB Sacks— N/A  
Third Down Stops— N/A

**TERRANCE LANG, DE**

Total Tackles— 7, at UCLA, 11/02/19  
Solo Tackles— 5, vs. Washington, 11/23/19  
QB Sacks— 1, nine times (last: vs. UNC, 9/03/21)  
Third Down Stops— 2, thrice (last: at Arizona, 12/05/20)

**MONTANA LEMONIOUS-CRAIG, WR**

Receptions— 2, vs. Northern Colorado, 9/03/21  
Receiving Yards— 23, vs. Northern Colorado, 9/03/21  
Long Reception— 17, vs. Northern Colorado, 9/03/21 (TD)  
Receiving TDs— 1, vs. Northern Colorado, 9/03/21

**BRENDON LEWIS, QB**

Pass Attempts— 15, vs. Northern Colorado, 9/03/21  
Pass Completions— 10, vs. Northern Colorado, 9/03/21  
Passing Yards— 102, vs. Northern Colorado, 9/03/21  
TD Passes— 1, vs. Northern Colorado, 9/03/21  
Long Pass— 26, vs. Texas (Alamo Bowl), 12/29/20  
Interceptions— N/A

Rating (min 10 att.)— 145.8, vs. Northern Colorado, 9/03/21  
Rushing Yards— 73, vs. Texas (Alamo Bowl), 12/29/20  
Long Run—44, vs. Texas (Alamo Bowl), 12/29/20

**ISIAH LEWIS, S**

Total Tackles— 9, at Arizona, 12/05/20  
Solo Tackles— 5, twice; last: vs. Texas (Alamo Bowl), 12/29/20  
Third Down Stops— 3, twice (last: at Arizona, 12/05/20)  
Interceptions— N/A  
Pass Deflections— 3, vs. UCLA, 11/07/20

**MATT LYNCH, TE**

Receptions— 1, twice (last: vs. Stanford, 11/14/20)  
Receiving Yards— 6, at Stanford, 11/14/20  
Long Reception— 6, at Stanford, 11/14/20  
Receiving TDs— N/A

**CHRIS MILLER, S**

Total Tackles— 4, four times (last: vs. UNC, 9/03/21)  
Solo Tackles— 4, vs. Northern Colorado, 9/03/21  
Interceptions— 1, vs. Nebraska, 9/07/19  
Pass Deflections— 1, twice (last: at Arizona St., 9/21/19)

**JAMAR MONTGOMERY, OLB**

Total Tackles— 4, vs. Texas (Alamo Bowl), 12/29/20  
Solo Tackles— 4, vs. Texas (Alamo Bowl), 12/29/20  
QB Sacks— 1, vs. Southern California, 10/25/19  
Third Down Stops— 2, vs. Northern Colorado, 9/03/21

**ALEC PELL, TE**

Receptions— 1, vs. Northern Colorado, 9/03/21  
Receiving Yards— 17, vs. Northern Colorado, 9/03/21  
Long Reception— 17, vs. Northern Colorado, 9/03/21  
Receiving TDs— N/A

**CHASE PENRY, WR**

Receptions— 1, vs. Northern Colorado, 9/03/21  
Receiving Yards— 16, vs. Northern Colorado, 9/03/21  
Long Reception— 16, vs. Northern Colorado, 9/03/21  
Receiving TDs— N/A

**MARK PERRY, S**

Total Tackles— 3, six times (last: vs. UNC, 9/03/21)  
Solo Tackles— 3, twice (last: at Arizona, 12/05/20)  
Interceptions— N/A  
Pass Deflections— 1, four times (last: at Stanford, 11/14/20)

**EVAN PRICE, PK**

Field Goals Made— 3, vs. Stanford, 11/09/19  
Field Goals Attempted— 3, thrice (last: vs. UCLA, 11/07/20)  
Long Field Goal—45, vs. UCLA, 11/07/20  
PAT Made— 5, at Stanford, 11/14/20

**BRENDEEN RICE, WR**

Receptions— 2, twice (last: vs. San Diego State, 11/28/20)  
Receiving Yards— 61, vs. Utah, 12/12/20  
Long Reception— 61, vs. Utah, 12/12/20 (TD)  
Receiving TDs— 1, twice (last: vs. Utah, 12/12/20)

**NA'IM RODMAN, DL**

Total Tackles— 3, vs. Washington, 11/23/19  
Solo Tackles— 2, vs. Northern Colorado, 9/03/21  
QB Sacks— 1, vs. Northern Colorado, 9/03/21  
Third Down Stops— 1, twice (last: vs. UNC, 9/03/21)

**BRADY RUSSELL, TE**

Receptions— 5, vs. UCLA, 11/07/20  
Receiving Yards— 77, vs. UCLA, 11/07/20  
Long Reception— 34, vs. UCLA, 11/07/20  
Receiving TDs— 1, thrice (last: vs. UCLA, 11/07/20)

**JALEN SAMI, DT**

Total Tackles— 5, twice (last: at Utah, 11/30/19)  
Solo Tackles— 4, Washington, 11/23/19  
QB Sacks— 1, twice (last: vs. UNC, 9/03/21)  
Tackles For Loss— 2, vs. Northern Colorado, 9/03/21  
Third Down Stops— 1, 4 times (last: at Arizona, 12/05/20)

**C.J. SCHMANSKI, TE**

Receptions— 2, vs. San Diego State, 11/28/20  
Receiving Yards— 9, at Arizona, 12/5/20  
Long Reception— 9, at Arizona, 12/5/20  
Receiving TDs— N/A

**LA'VONTAE SHENAU, WR**

Receptions— 6, vs. San Diego State, 11/28/20  
Receiving Yards— 64, vs. San Diego State, 11/28/20  
Long Reception— 29, at Stanford, 11/14/20  
Receiving TDs— N/A

**DEION SMITH, TB**

Rushing Attempts— 7, at Oregon, 10/11/19  
Rushing Yards— 41, at Oregon, 10/11/19  
Long Run— 21, vs. Northern Colorado, 9/03/21  
Rushing TDs— 1, vs. Northern Colorado, 9/03/21

**JAYLE STACKS, TB**

Rushing Attempts— N/A  
Rushing Yards— N/A  
Long Run— N/A  
Rushing TDs— N/A

**DIMITRI STANLEY, WR**

Receptions— 6, twice (last: at Stanford, 11/14/20)  
Receiving Yards— 126, at Stanford, 11/14/20  
Long Reception— 55, at Stanford, 11/14/20 (TD)  
Receiving TDs— 1, twice (last: at Stanford, 11/14/20)  
Punt Returns—3, thrice (last: vs. UNC, 9/03/21)  
Punt Return Yards—68, vs. Northern Colorado, 9/03/21

**BLAYNE TOLL, DE**

Total Tackles— N/A  
Solo Tackles—N/A  
Tackles For Loss—N/A  
QB Sacks— N/A

**Third Down Stops— N/A****JONATHAN VAN DIEST, ILB**

Total Tackles— 6, twice (last: vs. Utah, 12/20/20)  
Solo Tackles— 5, twice (last: vs. Utah, 12/20/20)  
QB Sacks— 1, twice (last: vs. Nebraska, 9/07/19)  
Third Down Stops—1, twice (last: vs. Colorado State, 8/30/19)

**JOSH WATTS, P**

Punts— 8, vs. San Diego State, 11/28/20  
Average (min. 5 punts)— 45.0, at Arizona, 12/5/20 (5)  
Long Punt— 60, vs. Texas (Alamo Bowl), 12/29/20  
50-Plus— 1, thrice (last: vs. Utah, 12/12/20)  
Inside-the-20— 4, vs. San Diego State, 11/28/20

**CARSON WELLS, OLB**

Total Tackles— 12, at Arizona, 12/20/20  
Solo Tackles— 9, vs. Arizona, 10/05/19  
Tackles For Loss— 4, twice (last: at Arizona, 12/05/20)  
QB Sacks— 2, thrice (last: vs. Texas (Alamo Bowl), 12/29/20)  
Third Down Stops— 4, at Arizona, 12/05/20  
Interceptions— 1, at UCLA in 2019 & vs. UCLA in 2020

**MISTER WILLIAMS, ILB**

Total Tackles— N/A  
Solo Tackles— N/A  
QB Sacks— N/A  
Third Down Stops— N/A

**Out For Season;****MAURICE BELL, WR**

Receptions— 5, vs. UCLA, 11/07/20  
Receiving Yards— 46, vs. Utah, 12/12/20  
Long Reception— 26, vs. Texas (Alamo Bowl), 12/29/20  
Receiving TDs— 1, vs. Utah, 12/12/20



## HOW THE BUFFS WERE BUILT (2016-present)

## FRESHMAN RECRUITS

## 2016

†Chance Lytle  
†Colby Pursell

## 2017

Maurice Bell  
Alex Fontenot  
#Jaylon Jackson  
Nate Landman  
Terrance Lang  
#Isaiah Lewis  
Chris Miller  
Jared Poplawski  
†Casey Roddick  
†Jalen Sami  
Jonathan Van Diest  
Carson Wells

## 2018

Daniel Arias  
Jarek Broussard  
Frank Phillip  
†Joshka Gustav  
Joshua Jynes  
Kanan Ray  
Ray Robinson  
Deion Smith  
Dimitri Stanley

## 2019

#Joe Davis  
Marvin Ham II

#Austin Johnson  
Lloyd Murray, Jr.  
#Alec Pell  
Mark Perry  
Na'im Rodman  
La'Vontae Shenault  
Jayden Simon  
Jake Wiley

## 2020

Chris Carpenter  
Gerad Christian-  
Lichtenhan  
Ashaad Clayton  
Caleb Fauria  
Christian Gonzalez  
Devin Grant  
Carson Lee  
Montana Lemonious-Craig  
Brendon Lewis  
Keith Miller III  
Louis Passarello  
Toren Pittman  
Brenden Rice  
Jayle Stacks  
Alvin Williams  
Mister Williams

## 2021

Edgar Amaya  
Jackson Anderson  
Allan Baugh  
Cole Becker  
#Drew Carter

#Zephaniah Maea  
Zion Magalei  
Tyus Martin  
Kaylin Moore  
#Erik Olsen  
Chase Penry  
Nikko Reed  
Ty Robinson  
Austin Smith  
#Tyrin Taylor  
Ryan Williams  
Trevor Woods

## WALK-ONS

## 2017

Nico Magri  
\*Brady Russell

## 2018

\*Curtis Appleton  
John Deitchman  
Evan Price  
C.J. Schmanski

## 2019

Derek Bedell  
Mac Willis

## 2020

Michael Harrison  
Robert Ortega  
Jack Seavall

## 2021

Austin Dahlke  
Tommy Deitchman  
Camden Dempsey  
#Steele Dubar  
Ben Finneseth  
Isaiah Harper  
Jack Hestera  
Noah Hubbard  
Matt Jacobsen  
Mason Maddox  
James Mott  
Tommy Notarainni  
#Charlie Offerdahl  
Ben Reznik  
Syre Stewart  
Katin Suprenant  
#Kanaan Turnbull  
Noah Wagner  
Cameron Warchuck  
Blake Weiher  
#Jordan Woolverton

## FOUR YEAR TRANSFERS

## 2019

Nigel Bethel  
Anthony Lyle

## 2020

^\*Matt Lynch  
#\*Josh Watts

## 2021

^\*#Robert Barnes  
\*Noah Fenske  
^\*Jack Lamb  
#Geno Macias  
James Mott  
^\*#J.T. Shrout  
\*Blayne Toll  
^\*Max Wray

## JUNIOR COLLEGE TRANSFERS

## 2018

Mekhi Blackmon  
#Mustafa Johnson  
Kary Kutsch

## 2019

#Jeremiah Doss  
#Janaz Jordan  
#Jamar Montgomery  
#Quinn Perry

## 2020

#Justin Jackson  
#Jaylen Striker  
#Guy Thomas

## 2021

#Trustin Oliver

\*—is on or has since been placed on scholarship; #—joined team in spring of year listed, otherwise joined in the fall; ^—graduate transfer (graduated from previous four-year institution); †—grayshirt (signed in that class but delayed enrollment until spring). +—no longer on team.

## WESTBROOK SET FOR COLLEGE FOOTBALL HALL OF FAME INDUCTION



Some 27 years later, it still resonates and sends chills through CU football fans as if it happened just yesterday through the late Keith Jackson's call on ABC: "Stewart with time ... He lets it go ... He's got three people down there ... The ball's up in the air ... Caught! Touchdown! ... Caught by Westbrook for a touchdown! ... Incredible!" (<https://www.youtube.com/watch?v=5Nt6Hjqt8&t=87s>).

On Sept. 24, 1994, **Michael Westbrook** cemented his name in CU and college football history with that catch, dubbed the "Miracle in Michigan." He was officially recognized as one of college football's all-time greats as he was selected for induction into the College Football Hall of Fame in its 2020 Class. He will become the ninth Buffalo enshrined in the Hall, joining **Byron White** (inducted in 1952), **Joe Romig** (1984), **Dick Anderson** (1993), **Bobby Anderson** (2006), **Alfred Williams** (2010), **John Wooten** (2012), Coach **Bill McCartney** (2013) and **Herb Orvis** (2016). Westbrook becomes the second player who was coached by McCartney to enter the Hall, joining Williams who played for him during his tenure as head coach (1982-94).

At the time of his graduation, he finished his career as CU's all-time leader in receptions (167), receiving yards (2,548) and receiving touchdowns (19). Those numbers still remain fourth, third and seventh, respectively, a quarter century after he played, while his average of 15.3 yards per reception is the fourth-highest among the 36 players in CU history with 70 or more catches. He had eight career 100-yard games (six over 125) and was 11th in all-purpose yards (2,858) and 22nd in scoring (116 points). To this day, he remains tied for the school's most receptions in bowl games (14) and the leader in yards (283).

"I knew I had been on the ballot, and you anticipate getting in, but you never expect it so I kind of let my guard down a bit," Westbrook said. "Then I got the package from the Hall of Fame, and I'm like, 'Wow!' I think back to those days, and it was such an awesome time in our lives," he continued. "You couldn't ask for a better situation to go through and succeed in. We had quality coaches, a great support staff and awesome teammates. Beginning with Coach Mac when he came to my high school and recruited me on the spot when he was there looking at someone else.

McCartney was pleased to hear that Westbrook will be joining him in the Hall of Fame. "He could have gone in before I did, you're only as good as the players you are privileged to coach," McCartney said. "I'm excited for Michael. He was a game changer, the real deal and looked the part. He was big, strong and fast. The defense always had to be concerned with where he lined up and he was nearly impossible to cover one-on-one. As a blocker, he was downright vicious, probably the best blocking receiver I've ever coached — and it was something he took great pride in. He's obviously known for the catch in Michigan, but he shouldn't be defined by it. He was so much more for us than that one play."



**THREE BUFFALOES ONCE AGAIN ON COLLEGE FOOTBALL HALL OF FAME BALLOT**

*Garten, Hudson, Salaam appear on ballot for 2022 class*



Three University of Colorado football players once again made the national ballot for the 2022 class that will be inducted into the College Football Hall of Fame, which the National Football Foundation (NFF) released on June 2.

Offensive guard **Joe Garten** (1987-90), defensive back **Chris Hudson** (1991-94) and tailback **Rashaan Salaam** (1992-94) appear on the ballot for the 2022 class, which will be announced early next year. All have advanced to the national ballot from the district selection process at least once before.

“It’s an enormous honor to just be on the College Football Hall of Fame ballot considering more than 5.47 million people have played college football and only 1,038 players have been inducted,” said NFF President & CEO **Steve Hatchell**. “The Hall’s requirement of being a First-Team All-American creates a much smaller pool of about 1,500 individuals who are even eligible. Being in today’s elite group means an individual is truly among the greatest to have ever played the game, and we look forward to announcing the 2022 College Football Hall of Fame Class early next year.”

Garten was a two-time first-team All-American, consensus as a junior in 1989 and unanimous as a team captain and senior in 1990, when he finished as the runner-up for the Outland Trophy. He was a member of CU’s Big Eight champion teams both years and the ’90 consensus national championship team. The Buffaloes were 22-2-1 those two years, rising to No. 1 in the national polls late in both seasons.

Hudson, who played both safety and cornerback during his CU career, was a consensus first-team All-American as a senior in 1994, when he also won the Jim Thorpe Award as the nation’s top defensive back. He is one of six Buffaloes in history to earn first-team All-Conference honors three times, at corner as a sophomore and senior and at free safety his junior year. He had 141 career tackles with 15 interceptions – second-most in CU annals – and 20 passes broken up. He helped CU to an 11-1 mark his last season despite playing the bulk of the year with a turf toe injury.

**Salaam**, CU’s only Heisman Trophy winner, passed away on Dec. 5, 2016, became the fourth player to rush for 2,000 yards in a season at the time when he rambled for 2,055 yards in 1994. He also claimed the Doak Walker Award as the nation’s top running back, the Walter Camp Trophy for the national player of the year and was a unanimous first-team All-American and first-team All-Big Eight, also selected the conference’s offensive player of the year.

Other Buffaloes on the district ballot include **Eric Bieniemy** (tailback, 1987-90), **Deon Figures** (cornerback, 1988-92) and **Matt Russell** (linebacker, 1993-96). Bieniemy has previously advanced to the national ballot, but since he is an active coach in the NFL, he isn’t eligible for selection until his coaching days are complete.

The 2020 and 2021 classes will be inducted this Dec. 7 in Las Vegas. CU’s **Michael Westbrook** is a member of the 2020 class, and he will become the eighth Buffalo player to be enshrined, along with one coach, Bill McCartney. Westbrook will be honored with an on-field celebration by the NFF on Oct. 2 when CU hosts Southern California.

Previous CU players inducted include **Byron White**, **Joe Romig**, **Bobby Anderson**, **Dick Anderson**, **Alfred Williams**, **John Wooten** and **Herb Orvis**, along with one head coach, **Bill McCartney**.



**CU ANNOUNCES FUTURE FOOTBALL GAMES & SERIES**

Colorado announced on July 8 that it has added four football opponents – for a total of seven games – to its future football schedules. **Wyoming** filled a vacancy in 2025 that was created when a previously scheduled game against Missouri was moved to 2031, as the Tigers needed dates to rekindle their rivalry with Kansas. Three home-and-home series were revealed, with **Southern Methodist** (2030, 2031), **North Texas** (2032, 2033) and **Oklahoma State** (2036, 2037).

**2022**

S 3	<b>TCU</b>	<b>BOULDER</b>
S 10	at Air Force	Colorado Springs
S 17	at Minnesota	Minneapolis
<b>PAC-12 HOME (5): ARIZONA STATE-CALIFORNIA-OREGON-UCLA-UTAH</b>		
<b>PAC-12 ROAD (4): ARIZONA-OREGON STATE-USC-WASHINGTON</b>		

**2023**

S 2	at TCU	Fort Worth
S 9	<b>NEBRASKA</b>	<b>BOULDER</b>
S 16	<b>COLORADO STATE</b>	<b>BOULDER</b>
<b>PAC-12 HOME (4): ARIZONA-OREGON STATE-STANFORD-USC</b>		
<b>PAC-12 ROAD (5): ARIZONA STATE-OREGON-UCLA-UTAH-WASH. ST.</b>		

**2024**

A 31	<b>NORTH DAKOTA STATE</b>	<b>BOULDER</b>
S 7	at Nebraska	Lincoln
S 14	at Colorado State	Fort Collins
<b>PAC-12 HOME (5): ARIZONA STATE-OREGON-UCLA-UTAH-WASH. ST.</b>		
<b>PAC-12 ROAD (4): ARIZONA-OREGON STATE-STANFORD-USC</b>		

**2025**

A 30	<b>GEORGIA TECH</b>	<b>BOULDER</b>
S 6	at Houston	Houston
S 20	<b>*WYOMING</b>	<b>BOULDER</b>
<b>PAC-12 ROAD (5): ARIZONA STATE-CALIFORNIA-UCLA-UTAH-WASH. ST.</b>		

**2026**

S 5	at Georgia Tech	Atlanta
S 12	<b>HOUSTON</b>	<b>BOULDER</b>
S 19	at Northwestern	Evanston
<b>PAC-12 HOME (5): ARIZONA STATE-CALIFORNIA-UCLA-UTAH-WASH. ST.</b>		
<b>PAC-12 ROAD (4): ARIZONA-OREGON STATE-USC-WASHINGTON</b>		

**2027**

S 4	<b>COLGATE</b>	<b>BOULDER</b>
S 11	<b>NORTHWESTERN</b>	<b>BOULDER</b>
S 18	<b>KANSAS STATE</b>	<b>BOULDER</b>

**2028**

S 2	<b>MASSACHUSETTS</b>	<b>BOULDER</b>
S 9	at Florida	Gainesville
S 16	at Kansas State	Manhattan

**2029**

S 1	TBA	
S 8	<b>FLORIDA</b>	<b>BOULDER</b>
S 15	at Colorado State	Fort Collins

**2030**

A 31	<b>SMU</b>	<b>BOULDER</b>
S 7	at Missouri	Columbia
S 14	<b>COLORADO STATE</b>	<b>BOULDER</b>

**2031**

A 30	<b>MISSOURI</b>	<b>BOULDER</b>
S 6	at SMU	Dallas
S 13	TBA	

**2032**

S 4	<b>NORTH TEXAS</b>	<b>BOULDER</b>
S 11	TBA	
S 18	TBA	

**2033**

S 3	at North Texas	Denton
S 10	TBA	
S 17	<b>COLORADO STATE</b>	<b>BOULDER</b>

**2034**

S 2	TBA	
S 9	TBA	
S 16	at Colorado State	Fort Collins

**2035**

S 1	TBA	
S 8	TBA	
S 15	TBA	

**2036**

A 30	TBA	
S 6	TBA	
S 13	at Oklahoma State	Stillwater

**2037**

S 5	TBA	
S 12	<b>OKLAHOMA STATE</b>	<b>BOULDER</b>
S 19	<b>COLORADO STATE</b>	<b>BOULDER</b>

**2038**

S 4	TBA	
S 11	at Colorado State	Fort Collins
S 18	TBA	

With the Buffaloes annually recruiting in Texas, head coach **Karl Dorrell** felt it was important to have more of a presence in the state when it came to scheduling games. The Buffaloes already had trips to TCU (in 2023) and Houston (in 2025) on their future gridiron schedules. CU's future schedules are essentially now complete through 2031, with the exception of one game needed in both 2029 and 2031:

**PAC-12, BIG TEN & ACC ANNOUNCE ALLIANCE**

On August 24, the commissioners of the Pac-12, Big Ten and Atlantic Coast conferences held a joint press conference announcing an alliance between the three. Many particulars have yet to be figured out, but they did announce crossover scheduling between the three in football and men's and women's basketball (the conferences will work on scheduling games, not the individual schools, which number 41 in all (Notre Dame comes under the ACC umbrella and will be included in all except football). The three conferences remain competitors in every sense but are committed to collaborating and providing thought leadership on various opportunities and challenges facing college athletics, including: student-athlete mental and physical health, safety, wellness and support; strong academic experience and support; diversity, equity and inclusion; Social justice; Gender equity; future structure of the NCAA; federal legislative efforts and postseason championships and future formats.





A note about CU's depth: in-season, charts *reflect* change and generally do not announce it unless there are long-term injuries.

## OFFENSE

(Multiple)

### WIDE RECEIVER (X)

- 6 Daniel Arias, 6-4, 210, Jr.-2\*\*\* **OR**  
 5 La'Vontae Shenault, 6-2, 190, Fr.-3\*\*  
 80 Ty Robinson, 6-3, 185, Fr.\*

### WIDE RECEIVER (Z)

- 2 Brenden Rice, 6-3, 205, Fr.-2\*  
 15 Montana Lemonious-Craig, 6-2, 185, Fr.-2\*  
 3 Chase Penry, 6-1, 185, Fr.

### WIDE RECEIVER (F, Slot)

- 14 Dimitri Stanley, 6-0, 195, Soph.-2\*\*\*  
 10 Jaylon Jackson, 5-10, 170, Jr.-2\*\*\*  
 3 Chase Penry, 6-1, 185, Fr.

### LEFT TACKLE

- 60 Jake Wiley, 6-6, 310, Fr.-3\*  
 72 Max Wray, 6-7, 285, Soph.-3\*

### LEFT GUARD

- 58 Kary Kutsch, 6-5, 310, Sr.-2\*\*\*  
 52 Joshua Jynes, 6-3, 310, Soph.-2\*\*

### CENTER

- 65 Colby Pursell, 6-4, 300, Jr.-2\*\*\*  
 75 Carson Lee, 6-3, 325, Fr.-2\*  
 64 Austin Johnson, 6-4, 300, Fr.-3\*

### RIGHT GUARD

- 54 Kanan Ray, 6-4, 295, Soph.-2\*\*  
 70 Casey Roddick, 6-4, 325, Soph.-2\*\*

### RIGHT TACKLE

- 74 Chance Lytle, 6-7, 340, Jr.-2\*\*\*  
 69 Gerad Christian-Lichtenhan, 6-10, 335, Fr.-RS

### TIGHT END

- 38 Brady Russell, 6-3, 250, Jr.-2\*\*\*  
 21 Alec Pell, 6-4, 235, Fr.-3\*\*  
 84 Matt Lynch, 6-5, 240, Gr.-2\*  
 18 Caleb Fauria, 6-5, 230, Fr.-RS

### QUARTERBACK

- 12 Brendon Lewis, 6-3, 210, Fr.-2\*  
 9 Drew Carter, 6-3, 195, Fr.  
 16 Jordan Woolverton, 6-2, 195, Fr.

### TAILBACK

- 23 Jarek Broussard, 5-9, 185, Soph.-2\*  
 8 Alex Fontenot, 6-0, 205, Jr.-2\*\* **OR**  
 0 Ashaad Clayton, 6-0, 200, Fr.-2\*  
 20 Deion Smith, 6-0, 190, Soph.-2\*  
 33 Jayle Stacks, 5-11, 230, Fr.-2\*

## DEFENSE

(4-3 base)

### DEFENSIVE END

- 54 Terrance Lang, 6-7, 285, Jr.-2\*\*\*  
 13 Justin Jackson, 6-2, 270, Jr.-2\*  
 17 Blayne Toll, 6-6, 245, Fr.-2

### DEFENSIVE TACKLE

- 91 Na'im Rodman, 6-2, 305, Soph.-2\*\*  
 90 Jayden Simon, 6-3, 305, Fr.-3

### NOSE TACKLE

- 99 Jalen Sami, 6-6, 325, Soph.-2\*\*  
 94 Janaz Jordan, 6-4, 325, Jr.-2\*\*

### DEFENSIVE END

- 26 Carson Wells, 6-4, 245, Jr.-2\*\*\*  
 1 Guy Thomas, 6-4, 235, Jr.-2\*  
 33 Joshka Gustav, 6-3, 235, Fr.-3\*\* **OR**  
 4 Jamar Montgomery, 6-2, 245, Jr.-3\*\*

### INSIDE LINEBACKER (Sam)

- 7 Marvin Ham II, 6-1, 225, Fr.-3\*\*  
 15 Jack Lamb, 6-4, 220, Gr.

### INSIDE LINEBACKER (Mike)

- 53 Nate Landman, 6-3, 235, Sr.-2\*\*\*\*  
 34 Zephaniah Maea, 6-1, 235, Fr.  
 31 Jonathan Van Diest, 6-1, 230, Jr.-2\*\*\*

### INSIDE LINEBACKER (Will)

- 12 Quinn Perry, 6-2, 245, Jr.-3\*\*  
 20 Robert Barnes, 6-2, 230, Gr.

### LEFT CORNERBACK

- 6 Mekhi Blackmon, 6-0, 175, Jr.-3\*\*\*  
 27 Nigel Bethel, 6-0, 170, Soph.-2\*  
 21 Kaylin Moore, 5-10, 180, Fr.

### FREE SAFETY

- 5 Mark Perry, 6-0, 200, Soph.-2\*\*  
 30 Curtis Appleton, 6-1, 190, Jr.-2\*\*  
 41 Anthony Lyle, 6-0, 190, Jr.-2\*

### STRONG SAFETY

- 23 Isaiah Lewis, 6-0, 205, Jr.-2\*\*\*  
 42 Trevor Woods, 6-1, 195, Fr.  
 32 Ray Robinson, 6-2, 210, Soph.-2\*\*

### RIGHT CORNERBACK

- 3 Christian Gonzalez, 6-2, 200, Fr.-2\*  
 25 Nikko Reed, 5-10, 165, Fr.  
 28 Tyrin Taylor, 6-2, 175, Fr.

## SPECIALISTS

### PUNTER

- 89 Josh Watts, 6-4, 200, Jr.-2\*  
 45 Noah Hubbard, 6-3, 170, Fr.

### PLACEKICKER / KICKOFF

- 36 Cole Becker, 6-3, 220, Fr. (KO#1)  
 43 Evan Price, 6-1, 180, Soph.-2\*\*\*  
 37 Mac Willis, 6-3, 190, Fr.-3\* (KO#2)

### PUNT RETURN

- 14 Dimitri Stanley, 6-0, 195, Soph.-2\*\*\*  
 5 La'Vontae Shenault, 6-2, 190, Fr.-3\*\*

### KICKOFF RETURN

- 2 Brenden Rice, 6-3, 205, Fr.-2\*  
 25 Nikko Reed, 5-10, 165, Fr.

### HOLDER

- 89 Josh Watts, 6-4, 210, Jr.-2\*  
 84 Matt Lynch, 6-5, 245, Gr.-2\*

### SNAPPER (Short & Long)

- 87 Derek Bedell, 6-3, 230, Fr.-3\*  
 57 Cameron Warchuck, 6-0, 235, Fr.

### INJURED (Out For Extended Time)

- 13 ★ Maurice Bell, WR, 6-0, 180, Jr.-2\*\*\*  
 18 ★ Jeremiah Doss, DT, 6-4, 265, Sr.-2\*\*  
 76 Frank Fillip, OT, 6-7, 295, Soph.-3\*\*\*  
 7 J.T. Shrout, QB, 6-3, 215, Soph.  
 ★—out for 2021 season.

(N)—nickel back.

**OR**—indicates those listed are considered even (co-first/second/third team status).

**ITALICS**—Players listed in *italics* left a previous game with an injury; game status ranges from probable to day-to-day to questionable.

(Heights and weights as of August 4, 2021)

\*—number of letters earned through 2020;  
**CAPTAINS:** to be selected game-by-game.



## COLORADO FOOTBALL / ALPHABETICAL ROSTER

(September 6 a.m.)

NOTE: ALL PLAYERS WHO WERE ON CU's 2020 ROSTER HAVE CLASS ELIGIBILITY LISTED AS THE SAME PER NCAA COVID-19 EXCEPTION (updated with -2 or -3, e.g.: Fr.-2, So.-2)

No.	Player	Pos.	Ht.	Wt.	Class	Exp.	Hometown (High School/Previous College)	Status
68	AMAYA, Edgar	OL	6- 2	320	Fr.	HS	Russellville, Ala. (Russellville)	S 5/4
56	ANDERSON, Jackson	OL	6- 4	300	Fr.	HS	Mineola, Texas (Mineola)	S 5/4
30	APPLETON II, Curtis	S	6- 1	190	Jr.-2	2L	Englewood, Colo. (Cherry Creek/Washburn)	S 2/2
6	ARIAS, Daniel	WR	6- 4	210	Jr.-2	3L	Mill Creek, Wash. (Henry M. Jackson)	S 2/2
20	BARNES, Robert	ILB	6- 2	230	Gr.	TR	Southlake, Texas (Carroll/Oklahoma)	S 2/2
97	BAUGH, Allan	DL	6- 2	270	Fr.	HS	Fort Lauderdale, Fla. (St. Thomas Aquinas)	S 5/4
36	BECKER, Cole	PK	6- 3	220	Fr.	HS	Roseville, Calif. (Rocklin)	S 5/4
87	BEDELL, Derek	SN	6- 3	230	Fr.-2	1L	Bellflower, Calif. (St. John Bosco)	WO 4/4
27	BETHEL, Nigel Jr.	CB	6- 0	170	So.-2	1L	Miami, Fla. (Northwestern/Miami-Fla.)	S 3/3
6	BLACKMON, Mekhi	CB	6- 0	175	Jr.-3	3L	East Palo Alto, Calif. (Menlo-Atherton/College of San Mateo)	S 2/2
23	BROUSSARD, Jarek	TB	5- 9	185	So.-2	1L	Dallas, Texas (Bishop Lynch)	S 3/3
81	CARPENTER, Chris	WR	6- 1	165	Fr.-2	1L	Jacksonville, Texas (Jacksonville)	S 4/4
9	CARTER, Drew	QB	6- 3	195	Fr.	HS	Tigard, Ore. (Tigard)	S 5/4
69	CHRISTIAN-LICHTENHAN, Gerad	OL	6-10	335	Fr.	RS	Davis, Calif. (Davis)	S 5/4
0	CLAYTON, Ashaad	TB	6- 0	200	Fr.-2	1L	New Orleans, La. (Warren Easton)	S 5/4
39	DAHLKE, Austin	DB	6- 1	190	Fr.	HS	Edgar, Wis. (Edgar)	WO 5/4
28	DAVIS, Joe	TB	5-11	195	So.-2	2L	Littleton, Colo. (Valor Christian)	S 3/3
57	DEITCHMAN, John	OL	6- 0	265	So.-2	VR	Alamo, Calif. (De La Salle)	WO 3/3
46	DEITCHMAN, Tommy	LB	6- 1	200	Fr.	HS	Alamo, Calif. (De La Salle)	WO 5/4
79	DEMPSEY, Camden	OL	6- 2	275	Fr.	HS	Lakewood, Colo. (Lakewood)	WO 5/4
38	DUBAR, Steele	S	6- 2	195	So.	VR	Huntington Beach, Calif. (Mater Dei)	WO 3/3
18	FAURIA, Caleb	TE	6- 5	230	Fr.	RS	Attleboro, Mass. (Bishop Feehan)	S 5/4
53	FENSKE, Noah	OL	6- 5	305	Fr.-2	TR	New Hampton, Iowa (New Hampton/Iowa)	S 4/4
76	FILLIP, Frank	OL	6- 7	295	So.-3	3L	Houston, Texas (Clear Lake)	S 3/3
22	FINNESETH, Ben	WR	6- 1	185	Fr.	HS	Durango, Colo. (Durango)	WO 5/4
8	FONTENOT, Alex	TB	6- 0	205	Jr.-2	2L	Richmond, Texas (George Ranch)	S 2/2
3	GONZALEZ, Christian	CB	6- 2	200	Fr.-2	1L	The Colony, Texas (The Colony)	S 5/4
44	GRANT, Devin	OLB	6- 3	240	Fr.-2	1L	San Antonio, Texas (Antonian Prep)	S 5/4
33	GUSTAV, Joshka	OLB	6- 3	235	Fr.-3	2L	Cherry Valley, Calif. (Aquinas)	S 4/4
7	HAM II, Marvin	ILB	6- 1	225	Fr.-3	2L	Belleville, Mich. (Belleville)	S 4/4
29	HARPER, Isaiah	TB	5-10	175	Fr.	HS	Pearland, Texas (Shadow Creek)	WO 5/4
83	HARRISON, Michael	WR	6- 3	200	Fr.-2	RS	San Francisco, Calif. (St. Ignatius College Prep)	WO 5/4
25	HESTERA, Jack	WR	6- 0	175	Fr.	HS	Cedar Park, Texas (Cedar Park)	WO 5/4
45	HUBBARD, Noah	P	6- 3	170	Fr.	HS	Louisville, Colo. (Monarch)	WO 5/4
10	JACKSON, Jaylon	WR	5-10	170	Jr.-2	3L	Cedar Hill, Texas (Cedar Hill)	S 2/2
13	JACKSON, Justin	DL	6- 2	270	Jr.-2	1L	Olive Branch, Miss. (Center Hill/Northwest Mississippi CC)	S 3/2
47	JACOBSEN, Matt	DB	6- 0	185	Fr.	HS	Kentfield, Calif. (Marin Catholic)	WO 5/4
64	JOHNSON, Austin	OL	6- 4	300	Fr.-3	1L	Highlands Ranch, Colo. (Highlands Ranch)	S 4/4
94	JORDAN, Janaz	DL	6- 4	325	Jr.-2	2L	Hampton, Va. (Bethel/Hinds Community College)	S 2/2
52	JYNES, Joshua	OL	6- 3	310	So.-2	2L	Cedar Hill, Texas (DeSoto)	S 3/3
58	KUTSCH, Kary	OL	6- 5	310	Sr.-2	3L	Redding, Calif. (Shasta/Butte College)	S 2/1
15	LAMB, Jack	ILB	6- 4	220	Gr.	TR	Temecula, Calif. (Great Oak/Notre Dame)	S 2/2
53	LANDMAN, Nate	ILB	6- 3	235	Sr.-2	4L	Danville, Calif. (Monte Vista)	S 2/1
54	LANG, Terrance	DL	6- 7	285	Jr.-2	3L	Pomona, Calif. (Maranatha)	S 2/2
75	LEE, Carson	OL	6- 3	325	Fr.-2	1L	Greenwood Village, Colo. (Cherry Creek)	S 5/4
15	LEMONIOUS-CRAIG, Montana	WR	6- 2	185	Fr.-2	1L	Inglewood, Calif. (Inglewood)	S 5/4
12	LEWIS, Brendon	QB	6- 2	215	Fr.-2	1L	Melissa, Texas (Melissa)	S 5/4
23	LEWIS, Isaiah	S	6- 0	205	Jr.-2	3L	Granite Bay, Calif. (Granite Bay)	S 2/2
41	LYLE, Anthony	S	6- 0	195	Jr.-2	1L	Lafayette, Colo. (Legacy/Eastern Michigan)	WO 2/2
84	LYNCH, Matt	TE	6- 5	240	Gr.-2	1L	Broomfield, Colo. (Legacy/UCLA)	S 1/1
74	LYTLE, Chance	OL	6- 7	340	Jr.-2	3L	San Antonio, Texas (Churchill)	S 2/2
49	MACIAS, Geno	ILB	6- 1	195	Fr.	TR	Aurora, Colo. (Regis/Air Force)	WO 4/4
56	MADDOX, Mason	DL	6- 3	265	Fr.	HS	Aurora, Colo. (Cherokee Trail)	WO 5/4
34	MAEA, Zephaniah	ILB	6- 1	235	Fr.	HS	Las Vegas, Nev. (Liberty)	S 5/4
48	MAGALEI, Zion	OLB	6- 2	205	Fr.	HS	Chandler, Ariz. (Chandler)	S 5/4
98	MAGRI, Nico	TE	6- 3	260	Jr.-2	3L	Lafayette, Colo., (Monarch)	WO 2/2
95	MARTIN, Tyas	DL	6- 4	345	Fr.	HS	Helena, Ark. (Jacksonville)	S 5/4
0	MILLER, Chris	S	6- 0	190	Jr.-2	3L	Denton, Texas (Denton)	S 2/2
88	MILLER III, Keith	WR	6- 5	210	Fr.	RS	The Colony, Texas (The Colony)	S 5/4
4	MONTGOMERY, Jamar	OLB	6- 2	245	Jr.-3	2L	Birmingham, Ala. (Parker/Independence Community College)	S 2/2
21	MOORE, Kaylin	CB	5-10	180	Fr.	HS	Westlake Village, Calif. (Oaks Christian)	S 5/4
17	MOTT III, James	QB	6- 0	195	Fr.-3	TR	Laguna Beach, Calif. (St. Margaret's Episcopal/Univ. of Chicago)	WO 4/4
92	MURRAY, Lloyd Jr.	DL	6- 2	300	Fr.-3	2L	Wichita Falls, Texas (Hirschi)	S 4/4
51	NOTARAINNI, Thomas	ILB	6- 3	205	Fr.	HS	San Diego, Calif. (Cathedral Catholic)	WO 5/4
44	OFFERDAHL, Charlie	TB	5-11	185	Fr.	HS	Littleton, Colo. (Dakota Ridge)	WO 5/4

-continued-



## Colorado Alphabetical Roster, continued...

No.	Player	Pos.	Ht.	Wt.	Class	Exp.	Hometown (High School/Previous College)	Status
9	OLIVER, Trustin	S	6- 4	215	Fr.	JC	Los Angeles, Calif. (Legend [Colo.]/Iowa Western CC)	S 4/4
87	OLSEN, Erik	TE	6- 5	240	Fr.	HS	Littleton, Colo. (Heritage)	S 5/4
37	ORTEGA III, Trey	CB	6- 0	185	Fr.	RS	Broomfield, Colo. (Broomfield)	WO 5/4
89	PASSARELLO, Louis	TE	6- 5	245	Fr.	RS	Palo Alto, Calif. (Palo Alto)	S 5/4
21	PELL, Alec	TE	6- 4	235	Fr.-3	2L	Englewood, Colo. (Cherry Creek)	S 4/4
3	PENRY, Chase	WR	6- 1	185	Fr.	HS	Greenwood Village, Colo. (Cherry Creek)	S 5/4
5	PERRY, Mark	S	6- 0	200	So.-2	2L	Rancho Cucamonga, Calif. (Rancho Cucamonga)	S 3/3
12	PERRY, Quinn	ILB	6- 2	245	Jr.-3	2L	Marina Del Rey, Calif. (Palisades/El Camino)	S 2/2
22	PITTMAN, Toren	S	6- 4	190	Fr.-2	1L	Frisco, Texas (Lone Star)	S 5/4
85	POPLAWSKI, Jared	TE	6- 4	240	Jr.-2	1L	Scottsdale, Ariz. (Saguaro)	S 2/2
43	PRICE, Evan	PK	6- 1	180	So.-2	3L	Evergreen, Colo. (Evergreen)	WO 3/3
65	PURSELL, Colby	OL	6- 4	300	Jr.-2	3L	Valencia, Calif. (Hart)	S 2/2
54	RAY, Kanan	OL	6- 4	295	So.-2	2L	Chatsworth, Calif. (Sierra Canyon/UCLA)	S 3/3
25	REED, Nikko	CB	5-10	165	Fr.	HS	Oakland, Calif. (Moreau Catholic)	S 5/4
73	REZNIK, Ben	OL	6- 6	290	Fr.	HS	Deerfield, Ill (Deerfield)	WO 5/4
2	RICE, Brenden	WR	6- 3	205	Fr.-2	1L	Chandler, Ariz. (Hamilton)	S 5/4
32	ROBINSON, Ray	S	6- 2	210	So.-2	2L	Highlands Ranch, Colo. (Highlands Ranch)	S 3/3
80	ROBINSON, Ty	WR	6- 3	185	Fr.	HS	Aurora, Colo. (Eaglecrest)	S 5/4
70	RODDICK, Casey	OL	6- 4	325	So.-2	2L	Ventura, Calif. (St. Bonaventure)	S 3/3
91	RODMAN, Na'im	DL	6- 2	305	So.-2	2L	Lakewood, Calif. (St. John Bosco)	S 4/3
38	RUSSELL, Brady	TE	6- 3	250	Jr.-2	3L	Fort Collins, Colo. (Fossil Ridge)	S 2/2
99	SAMI, Jalen	DL	6- 6	325	So.-2	2L	Colorado Springs, Colo. (Vista Ridge)	S 3/3
86	SCHMANSKI, C.J.	TE	6- 3	245	So.-2	1L	Louisville, Colo. (Monarch)	WO 3/3
51	SEAVALL, Jack	OL	6- 7	280	Fr.	RS	Centennial, Colo. (Arapahoe)	WO 5/4
5	SHENAULT, La'Vontae	WR	6- 2	190	Fr.-3	2L	DeSoto, Texas (DeSoto)	S 4/4
90	SIMON, Jayden	DL	6- 3	305	Fr.-3	VR	Tacoma, Wash. (Lincoln)	S 4/4
82	SMITH, Austin	TE	6- 5	225	Fr.	HS	Elmaton, Texas (Tidehaven)	S 5/4
20	SMITH, Deion	TB	6- 0	190	So.-2	1L	Houston, Texas (Second Baptist)	S 3/3
33	STACKS, Jayle	TB	5-11	230	Fr.-2	1L	Aurora, Colo. (Cherry Creek)	S 5/4
14	STANLEY, Dimitri	WR	6- 0	195	So.-2	3L	Aurora, Colo. (Cherry Creek)	S 3/3
29	STEWART, Syre	DB	5- 9	170	Fr.	HS	Atlanta, Ga. (North Atlanta)	WO 5/4
2	STRIKER, Jaylen	CB	6- 3	200	So.-2	1L	Tampa, Fla. (Jefferson/Independence Community College)	S 3/3
50	SURPRENANT, Katin	OLB	6- 2	225	Fr.	HS	Upland, Calif. (Upland)	WO 5/4
28	TAYLOR, Tyrin	CB	6- 2	175	Fr.	HS	Huntersville, N.C. (William A. Hough)	S 5/4
1	THOMAS, Guy	OLB	6- 4	235	Jr.-2	1L	Miami, Fla. (Booker T. Washington/Nebraska/Coahoma CC)	S 2/2
17	TOLL, Blayne	DE	6- 6	245	Fr.-2	TR	Hazen, Ark. (Hazen/Arkansas)	S 5/4
96	TURNBULL, Kanaan	DL	6- 4	250	So.	TR	Loveland, Colo. (Thompson Valley/Independence CC)	WO 3/3
31	VAN DIEST, Jonathan	ILB	6- 1	230	Jr.-2	3L	Louisville, Colo. (Cherry Creek)	S 2/2
32	WAGNER, Noah	TB	6- 4	220	Fr.	HS	Conifer, Colo. (Conifer)	WO 5/4
57	WARCHUCK, Cameron	SN	6- 0	235	Fr.	HS	Norco, Calif. (Norco)	WO 5/4
89	WATTS, Josh	P	6- 4	210	Jr.-2	1L	Hobart, Tasmania AUSTRALIA (Guilford Young/Deakin University)	S 2/2
55	WEIHER, Blake	DL	6- 4	245	Fr.	HS	Aurora, Colo. (Cherokee Trail)	WO 5/4
26	WELLS, Carson	OLB	6- 4	245	Jr.-2	3L	Bushnell, Fla. (South Sumter)	S 2/2
60	WILEY, Jake	OL	6- 6	310	Fr.-3	1L	Centennial, Colo. (Eaglecrest)	S 4/4
58	WILLIAMS, Alvin	ILB	6- 3	230	Fr.-2	1L	Ellenwood, Ga. (Cedar Grove)	S 5/4
35	WILLIAMS, Mister	ILB	6- 0	245	Fr.-2	1L	Westlake Village, Calif. (Oaks Christian)	S 5/4
93	WILLIAMS, Ryan	DL	6- 3	280	Fr.	HS	Pearland, Texas (Shadow Creek)	S 5/4
37	WILLIS, Daniel "Mac"	PK	6- 3	190	Fr.-3	1L	Centennial, Colo. (Cherry Creek)	WO 4/4
42	WOODS, Trevor	S	6- 1	195	Fr.	HS	Katy, Texas (James E. Taylor)	S 5/4
16	WOOLVERTON, Jordan	QB	6- 2	195	Fr.	HS	Durango, Colo. (Durango)	WO 5/4
72	WRAY, Max	OL	6- 7	285	So.-3	TR	Franklin, Tenn. (Franklin/Ohio State)	S 3/3

Heights and weights recorded as of August 4, 2021. **EXPERIENCE KEY:** #L—indicates number of letters earned through 2020; HS—high school; JC—junior college transfer; RS—freshman redshirt in 2020; TR—transfer; VR—varsity reserve performer.

**STATUS KEY:** S—scholarship, WO—walk-on; #/#—clock at start of 2021 season, i.e., 2/1: two years to play one in eligibility. **COVID:** Eligibility calculations for all players regained their year of eligibility for the 2020 season; -2 indicates second (class) year, -3 indicates third (class) year.

**Inactive Roster Players** [Injured (out for extended time)/Ineligible/Etc.]

No.	Player	Pos.	Ht.	Wt.	Class	Exp.	Hometown (High School/Previous College)	Reason	Status
13	BELL, Maurice	WR	6- 0	180	Jr.-2	3L	Murrieta, Calif. (Murrieta Valley)	Injured (Achilles)	S 2/2
18	DOSS, Jeremiah	DL	6- 4	265	Sr.-2	2L	Jackson, Miss. (Northwest Rankin/Hinds CC)	Injured (knee)	S 1/1
	JOHNSON, Mustafa	DL	6- 2	290	Sr.-2	3L	Turlock, Calif. (Turlock/Modesto JC)	Seeking Eligibility Waiver	S 1/1
7	SHROUT, J.T.	QB	6- 3	215	So.	TR	Santa Clarita, Calif. (Hart Central/Tennessee)	Injured (knee)	S 3/3

**2021 COACHING STAFF:** Head Coach: Karl Dorrell (2nd season at Colorado, 7th overall). Assistant Coaches: Darrin Chiaverini (OC/WR), Chris Wilson (DC/DL), Danny Langsdorf (PGC/QB), Brett Maxie (DPGC/S), Bryan Cook (TE), Darian Hagan (RB), Demetrice Martin (CB), Brian Michalowski (OLB), Mitch Rodrigue (OL), Mark Smith (ILB), Shannon Turley (S&C). Grad Assistants: Connor Boyd (D), Jason Grossman (O), Kyre Hawkins (D), Donovan Williams (O). Quality Control: Matt Butterfield (O), Reggie Moore (O), Chris Reinert (ST), Jeff Smart (D). Defensive Blitz/Offensive Front Specialist: William Vlachos. CAPTAINS: TBD.



Colorado Numerical Roster (*active players; as of September 6 a.m.*):

No.	Player	Pos.	No.	Player	Pos.	No.	Player	Pos.	No.	Player	Pos.
0	CLAYTON, Ashaad	TB	21	MOORE, Kaylin	CB	44	OFFERDAHL, Charlie	TB	74	LYTLE, Chance	OL
0	MILLER, Chris	S	22	PITTMAN, Toren	S	44	GRANT, Devin	OLB	75	LEE, Carson	OL
1	THOMAS, Guy	OLB	22	FINNESETH, Ben	WR	45	HUBBARD, Noah	P	76	FILLIP, Frank	OL
2	RICE, Brenden	WR	23	BROUSSARD, Jarek	TB	46	DEITCHMAN, Tommy	LB	79	DEMPSEY, Camden	OL
2	STRIKER, Jaylen	CB	23	LEWIS, Isaiah	S	47	JACOBSEN, Matt	DB	80	ROBINSON, Ty	WR
3	GONZALEZ, Christian	CB	25	REED, Nikko	CB	48	MAGALEI, Zion	OLB	81	CARPENTER, Chris	WR
3	PENRY, Chase	WR	25	HESTERA, Jack	WR	49	MACIAS, Geno	ILB	82	SMITH, Austin	TE
4	MONTGOMERY, Jamar	OLB	26	WELLS, Carson	OLB	50	SURPRENANT, Katin	OLB	83	HARRISON, Michael	WR
5	PERRY, Mark	S	27	BETHEL, Nigel Jr.	CB	51	NOTARAINNI, Thomas	ILB	84	LYNCH, Matt	TE
5	SHENAU, La'Vontae	WR	28	DAVIS, Joe	TB	51	SEAVALL, Jack	OL	85	POPLAWSKI, Jared	TE
6	ARIAS, Daniel	WR	28	TAYLOR, Tyrin	CB	52	JYNES, Joshua	OL	86	SCHMANSKI, C.J.	TE
6	BLACKMON, Mekhi	CB	29	HARPER, Isaiah	TB	53	LANDMAN, Nate	ILB	87	BEDELL, Derek	SN
7	HAM II, Marvin	ILB	29	STEWART, Syre	DB	53	FENSKE, Noah	OL	87	OLSEN, Erik	TE
8	FONTENOT, Alex	TB	30	APPLETON II, Curtis	S	54	LANG, Terrance	DL	88	MILLER III, Keith	WR
9	CARTER, Drew	QB	31	VAN DIEST, Jonathan	ILB	54	RAY, Kanan	OL	89	WATTS, Josh	P
9	OLIVER, Trustin	S	32	ROBINSON, Ray	S	55	WEIHER, Blake	DL	89	PASSARELLO, Louis	TE
10	JACKSON, Jaylon	WR	32	WAGNER, Noah	TB	56	ANDERSON, Jackson	OL	90	SIMON, Jayden	DL
12	LEWIS, Brendon	QB	33	GUSTAV, Joshka	OLB	56	MADDOX, Mason	DL	91	RODMAN, Na'im	DL
12	PERRY, Quinn	ILB	33	STACKS, Jayle	TB	57	DEITCHMAN, John	OL	92	MURRAY, Lloyd Jr.	DL
13	JACKSON, Justin	DL	34	MAEA, Zephaniah	ILB	57	WARCHUCK, Cameron	SN	93	WILLIAMS, Ryan	DL
14	STANLEY, Dimitri	WR	35	WILLIAMS, Mister	ILB	58	KUTSCH, Kary	OL	94	JORDAN, Janaz	DL
15	LEMONIOUS-CRAIG, M.	WR	36	BECKER, Cole	PK	58	WILLIAMS, Alvin	ILB	95	MARTIN, Tyas	DL
15	LAMB, Jack	ILB	37	WILLIS, Daniel "Mac"	PK	60	WILEY, Jake	OL	96	TURNBULL, Kanaan	DL
16	WOOLVERTON, Jordan	QB	37	ORTEGA III, Trey	CB	64	JOHNSON, Austin	OL	97	BAUGH, Allan	DL
17	TOLL, Blayne	DE	38	RUSSELL, Brady	TE	65	PURSELL, Colby	OL	98	MAGRI, Nico	TE
17	MOTT III, James	QB	38	DUBAR, Steele	S	68	AMAYA, Edgar	OL	99	SAMI, Jalen	DL
18	FAURIA, Caleb	TE	39	DAHLKE, Austin	DB	69	CHRISTIAN-LICHTENHAN, G.	OL	<b>Inactive:</b>		
20	BARNES, Robert	ILB	41	LYLE, Anthony	S	70	RODDICK, Casey	OL	13	BELL, Maurice	WR
20	SMITH, Deion	TB	42	WOODS, Trevor	S	72	WRAY, Max	OL	18	DOSS, Jeremiah	DL
21	PELL, Alec	TE	43	PRICE, Evan	PK	73	REZNIK, Ben	OL	7	SHROUT, J.T.	QB

## 2021 COLORADO FOOTBALL LETTERMAN PICTURE

Colorado has **65** lettermen returning for the 2021 season (62 from the 2020 team, two from 2019 and one from 2017); they break down into 32 on offense, 29 on defense and five specialists; the Buffs lose 20 lettermen off the 2020 squad (9 offense/8 defense/3 specialists). CU returns **17** starters from 2020 (9 offense—three players started three games each at two receiver and an offensive line positions/8 defense), losing six (3 offense/3 defense); the starter count was based off 14 players with three plus-starts on the offensive side of the ball. The 2020 starters are listed in bold (three or more starts); \*—denotes letters earned primarily on special teams; QIS—quit in season. The breakdown:

### OFFENSE

Position	Returning (32)	Lost (9)
WR	<b>La'Vontae Shenault</b> , Daniel Arias, Brenden Rice	
WR	Maurice Bell, Montana Lemonious-Craig, Jake Groth	<b>K.D. Nixon</b>
WR	<b>Dimitri Stanley</b> , Jaylon Jackson, Chris Carpenter	Alex Smith
LT	*Jake Wiley	<b>Will Sherman</b>
LG	<b>Kary Kutsch</b> , Kanan Ray, Austin Johnson ( <i>from 2019</i> )	
C	<b>Colby Pursell</b> , Josh Jynes	
RG	<b>Casey Roddick</b> , <b>Chance Lytle</b> , *Carson Lee	
RT	<b>Frank Fillip</b>	Valentin Senn
TE	<b>Brady Russell</b> , C.J. Schmanski, Matt Lynch, Nico Magri, *Alec Pell, Jared Poplawski ( <i>from 2017</i> )	Nick Fisher, *Luke Stillwell ( <i>from 2019</i> )
QB	Brendon Lewis	<b>Sam Noyer</b> , Tyler Lytle ( <i>QIS</i> )
TB	<b>Jarek Broussard</b> , Ashaad Clayton, Joe Davis, Jayle Stacks, Alex Fontenot ( <i>from 2019</i> ), Deion Smith ( <i>from 2019</i> )	Jaren Mangham

### DEFENSE

Position	Returning (29)	Lost (8)
OLB	<b>Carson Wells</b> , Joshka Gustav, *Devin Grant	
DE	<b>Terrance Lang</b> , Justin Jackson	
NT	<b>Jalen Sami</b> , Janaz Jordan, Lloyd Murray, Jr.	Austin Williams
DE/DT	Na'im Rodman, Jeremiah Doss	<b>Mustafa Johnson</b>
ILB	<b>Nate Landman</b> , Quinn Perry, *Marvin Ham	Devin Lynch
ILB	Jonathan Van Diest, *Mister Williams, *Alvin Williams	<b>Akil Jones</b> , *Chase Newman ( <i>from 2019</i> )
OLB	<b>Guy Thomas</b> , Jamar Montgomery	
CB	<b>Christian Gonzalez</b> , Nigel Bethel	
SS	<b>Isaiah Lewis</b> , Chris Miller, Mark Perry, *Ray Robinson, Curtis Appleton	K.J. Trujillo
FS	Toren Pittman, *Anthony Lyle	<b>Derrion Rakestraw</b>
CB	<b>Mekhi Blackmon</b> , *Jaylen Striker	Tarik Luckett

### SPECIALISTS

Position	Returning (4)	Lost (3)
P	<b>Josh Watts</b>	
PK	<b>Evan Price</b> (PK/KO), <b>Mac Willis</b> (KO)	James Stefanou (PK), Tyler Francis ( <i>PK; from 2019</i> )
SN	<b>Derek Bedell</b>	Travis Drosos



# 2021 UNIVERSITY OF COLORADO BUFFALO FOOTBALL STATISTICS

Won 1, Lost 0 (0-0 Pac-12)

RESULTS/Attendance (◆—Pac-12 Game)		Result	Time	Attendance
S 3	NORTHERN COLORADO (N).....	W 35- 7	3:18	44,153
S 11	Texas A&M (Denver) .....		1:30	FOX
S 18	MINNESOTA.....		11:00	P12N
S 25	◆ at Arizona State .....		TBA	TBA
O 2	◆ SOUTHERN CALIFORNIA.....		TBA	TBA
O 16	◆ ARIZONA.....		TBA	TBA
O 23	◆ at California .....		TBA	TBA
O 30	◆ at Oregon .....		TBA	TBA
N 6	◆ OREGON STATE.....		TBA	TBA
N 13	◆ at UCLA .....		TBA	TBA
N 20	◆ WASHINGTON.....		TBA	TBA
N 26	◆ at Utah.....		TBA	FOX/FS-1

SCORE-BY-QUARTERS	1	2	3	4	OT	—	Total
COLORADO .....	0	14	7	14	-	-	35
Opponents .....	0	0	7	0	-	-	7

TEAM STATISTICS	Colorado	Opponents
FIRST DOWNS .....	22	15
by rushing .....	16	2
by passing .....	5	9
by penalty .....	1	4
FIRST DOWN PLAYS/YARDS.....	31/168	24/98
average gain on first down .....	5.4	4.1
THIRD DOWN EFFICIENCY .....	6-10	3-14
percentage.....	60.0	21.4
FOURTH DOWN EFFICIENCY .....	0-0	0-2
percentage.....	0.0	0.0
RUSHING ATTEMPTS .....	49	18
yards gained .....	295	43
yards lost .....	14	23
NET RUSHING YARDS .....	281	20
average per rush.....	5.73	1.11
average per game.....	281.0	20
PASSING ATTEMPTS .....	15	42
passes completed .....	10	24
had intercepted.....	0	1
completion percentage.....	66.7	57.1
efficiency rating.....	145.8	107.4
NET PASSING YARDS .....	102	236
average per attempt .....	6.80	5.61
average per completion.....	10.2	9.8
average per game.....	102.0	236.0
TOTAL OFFENSIVE PLAYS .....	64	60
TOTAL NET YARDS.....	383	256
AVERAGE GAIN PER PLAY.....	5.98	4.27
AVERAGE PER GAME.....	383.0	256.0
FUMBLES-LOST .....	0-0	1-0
PENALTIES/YARDS .....	12/118	6/50
Offensive .....	3/15	4/20
Defensive .....	8/93	1/15
Special Teams .....	1/10	1/15
Bench/Unsportsmanlike .....	0/0	0/0
TURNOVERS (Margin: +1/+1.00).....	0	1
TOTAL RETURN YARDS .....	68	0
Punt Returns: No-Yards.....	3-68	0-0
Interceptions: No-Yards.....	1-0	0-0
Misc. (Fumble/Blk. FG) Returns.....	0-0	0-0
KICKOFF RETURNS: No-Yards .....	1-44	2-39
average per return .....	44.0	19.5
PUNTS.....	3	6
yards .....	120	224
gross average .....	40.0	37.3
yard deductions: returns/touchbacks....	0/20	68/0
net yards .....	100	156
net average .....	33.3	26.0
DEFENSIVE/tackles for loss .....	6-21	3-12
quarterback sacks/yards .....	4/12	2/11
quarterback hurries.....	4	4
passes broken up .....	2	0
forced fumbles (ST).....	0 (1)	0 (0)
BLOCKED KICKS (Special Teams) .....	0	0
TIME OF POSSESSION .....	30:44	29:16
average per game .....	30:44	29:16
TIME SPENT IN THE LEAD (tied 16:09).....	43:51	0:00
TIMES PENETRATED OPPONENT 20 .....	5	2
scores/td,fg.....	5/5,0	0/0,0
GOAL-TO-GO SITUATIONS.....	3	1
scores/td,fg.....	3/3,0	0/0,0
TOTAL DRIVES .....	11	10
drives ended by: TD .....	5	1
FG Made/FG Miss .....	0/1	0/0
Punt/Downs.....	3/0	6/2
TO/SAF/Clock .....	0/0/2	1/0/0
TOTAL POINTS .....	35	7
average per game .....	35.0	7.0

## RUSHING

RUSHING					--avg. per--										high
Player	G	Att	Gain	Loss	NET	att.	game	TD	Long	20+	10+	5+	game		
Jarek Broussard .....	1	15	94	0	94	6.27	94.0	1	30	1	4	5	94		
Ashaad Clayton .....	1	8	51	0	51	6.38	51.0	1	35	1	1	2	51		
Brendon Lewis .....	1	8	55	11	44	5.50	44.0	0	12	0	4	5	44		
Alex Fontenot .....	1	8	40	0	40	5.00	40.0	1	11	0	1	3	40		
Deion Smith .....	1	4	33	1	32	8.00	32.0	1	21	1	1	3	32		
Joe Davis .....	1	5	22	0	22	4.40	22.0	0	6	0	0	3	22		
Team ( <i>k-downs, snaps</i> )	1	1	0	2	-2	-2.00	-2.00	0	0	...	...	...	-2		

## PASSING

PASSING							-avg. per-					TOTAL OFFENSE			
Player	G	Att	Com	Int	(/T)	Pct.	Yards	att. comp.	TD	Long	HT	Sacked	Att.	Yards	Avg.
Brendon Lewis ..	1	15	10	0	(0)	66.7	102	6.8 10.2	1	23	4	2/11	23	146	6.3
Drew Carter .....	1	0	0	0	(0)	0.0	0	0.0 0.0	0	0	0	0/0	0	0	0.0
Team (spiked passes)	0	0	0	0	...	0.0	...	.... ....	..	..	..	0/0	1	-2	-2.0

NCAA Ratings: Lewis 145.8.

Passes w/o INT: Lewis 15 (T—interceptions that were tipped/bobbled; HT—hurried throws)

## RECEIVING

		---avg. per---										high games	
Player	G	No.	Yards	rec.	game	TD	Long	TGD	20+	10+	5+	rec	yards
La'Vontae Shenault .....	1	2	23	11.0	23.0	0	23	2	1	1	1	2	2-23
Montana Lemonious-Craig .....	1	2	23	11.0	23.0	1	17t	3	0	1	2	2	2-23
Alec Pell .....	1	1	17	17.0	17.0	0	17	1	0	1	1	1	1-17
Chase Penry.....	1	1	16	16.0	16.0	0	16	1	0	1	1	1	1-16
Jarek Broussard .....	1	1	7	7.0	7.0	0	7	1	0	0	1	0	0-00
Brady Russell .....	1	1	7	7.0	7.0	0	7	1	0	0	1	0	0-00
Dimitri Stanley .....	1	1	7	7.0	7.0	0	7	1	0	0	1	0	0-00
Alex Fontenot .....	1	1	2	2.0	2.0	0	2	1	0	0	0	1	1-2
Daniel Arias.....	1	0	0	0.0	0.0	0	0	2	0	0	0	0	0-00

Yards After Catch (33): Broussard 11, Shenault 9, Pell 7, Fontenot 2, Lemonious-Craig 2, Penry 2.

(TGD—targeted). One-Handed Catches: none.

## SCORING

		Touchdowns-----					2Pt.						
Player	G	Total	Rush	Rec.	Ret.	PAT	EP-EPA	FG-FGA	Saf	DEX	PTS		
Jarek Broussard .....	1	1	1	0	0	0-0	0-0	0-0	--	--	6		
Ashaad Clayton .....	1	1	1	0	0	0-0	0-0	0-0	--	--	6		
Alex Fontenot .....	1	1	1	0	0	0-0	0-0	0-0	--	--	6		
Deion Smith .....	1	1	1	0	0	0-0	0-0	0-0	--	--	6		
Montana L-Craig.....	1	1	0	1	0	0-0	0-0	0-0	--	--	6		
Cole Becker .....	1	0	0	0	0	0-0	5-5	0-1	--	--	5		
COLORADO .....	1	5	4	1	0	0-0	5-5	0-1	--	--	35		
Opponents .....	1	1	0	1	0	0-0	1-1	0-0	--	--	7		

## PUNTING

PUNTING					In				had		Ret.	Net	Net
Players	G	No.	Yards	Avg.	Long	20	50+	FC	TB	blk	Yds.	Yds	Avg.
Josh Watts .....	1	3	120	40.00	41	1	0	2	1	0	0	100	33.3
COLORADO .....	1	3	120	40.00	41	1	0	2	1	0	0	100	33.3
Opponents .....	1	6	224	37.33	47	2	0	0	0	0	0	156	26.0

## FIELD GOALS

FIELD GOALS	G	10-19	20-29	30-39	40-49	50-59	60+	Total	Pct.	Long
Cole Becker .....	1	0-0	0-0	0-0	0-0	0-1	0-0	0-1	0.0	0
(53s)										
Opponents .....	0	0-0	0-0	0-0	0-0	0-0	0-0	0-0	0.0	0

## DEFENSIVE

## ATTENDANCE

## PUNT RETURNS

## KICKOFF RETURNS

## INTERCEPTION RETURNS

## FUMBLE RETURNS

**DEFENSIVE SCRIMMAGE SNAPS:** 60 (0 2-pt plays).

**FOURTH DOWN STOPS (2; included in third down stops):**

Blackmon, Montgomery.

**INTERCEPTIONS CAUSED (0):**

STRIP-SACKS (0).

**SACKS FOR 0 (1):** Lang.

**SAFETIES (0):** None.

**TOUCHDOWN SAVES (1):** Blackmon.

[illegible]

**BLOCKED KICKS SUMMARY (0):** None. **OTHER—Field Goal/PAT Pressures (0).** None. **Punt Pressures:** None. **Touchdown Saves (0):** None.

**Stuffed Punt Fakes:** None. **Fair Catch/Kickoff Return (not in EZ):** None.

**KEY:** **UT**—Unassisted Tackle; **UT/20**—UT Inside-the-20; **AT**—Assisted Tackle; **AT/20**—AT Inside-the-20; **TZ**—Tackles For Zero; **3DS**—Third/Fourth Down Stops (tackles, INTs, QBPs or PBUs); **QBP**—Quarterback Pressure; **QCD**—Quarterback Chasedowns; **FF**—Forced Fumble; **FR**—Fumble/Muff Recovery (Opponent on defense or CU or Opponent on special teams); **PBU**—Passes Broken Up; **KSD**—Knockdown or Springing Block on Kick Return; **DP**—Downed Punt (meaningful); **BLK**—Blocked Kick; **RK**—Recovered Blocked Kick, Punt or On-side kick; **FFC**—Forced Fair Catch; **FDf**—First Downfield (on kickoff or punt that altered return path); **CP**—Caused Penalty. A defensive game played is credited only when a player is in for at least one defensive play; defensive tackles do not include special team tackles. **NOTE:** Defensive/special team statistics compiled from coaches' video; NCAA/Pac-12 Colorado stats are not accurate.

## BIG PLAYS

	COLORADO								OPPONENT								4TH DOWN		COLORADO			OPPONENT		
Game	1Q	2Q	1H	3Q	4Q	2H	OT	GAME	1Q	2Q	1H	3Q	4Q	2H	OT	GAME	COLO	OPP	20+	10+	5+	20+	10+	5+
Northern Colorado	22	87	109	145	129	274	---	383	59	58	117	69	70	139	---	256	0-0	0-2	4	15	29	2	10	21
Texas A&M																								
Minnesota																								
Arizona State																								
Southern California																								
Arizona																								
California																								
Oregon																								
Oregon State																								
UCLA																								
Washington																								
Utah																								

## AT-A-GLANCE SUMMARIES

[illegible]

## OFFENSIVE LINE STATISTICS

Player	Play Count											Season Totals					
	UNC	A&M	MIN	ASU	USC	UA	CAL	ORE	OSU	UCLA	WASH	UTAH	Plays/Graded	KD	CUTS	TDR	PPTD
G. C-LICHTENHAN	22												22/ 22	0	0	0	0
F. FILLIP .....	INJ												0/ 0	0	0	0	0
A. JOHNSON .....	6												6/ 6	0	0	0	0
J. JYNES .....	6												6/ 6	0	0	0	0
K. KUTSCH .....	58												58/ 59	1	0	2	1
C. LEE .....	6												6/ 6	0	0	0	0
C. LYTTLE.....	42												42/ 42	0	1	2	1
C. PURSELL.....	58												58/ 58	3	0	2	1
K. RAY .....	39												39/ 40	0	0	1	0
C. RODDICK.....	19												19/ 19	1	0	2	1
J. WILEY .....	46												46/ 46	0	2	2	0
M. WRAY .....	18												18/ 18	0	2	0	1
Team .....	64												320/ 322	5	5	11	5

*Sacks/pressures allowed by others or coverage not included; sacks & pressures may exceed overall team total as two players can be awarded a pressure on the same play. Graded plays may exceed play count if a player or players were called for a penalty that prevented a play from proceeding (plays for other players in for those penalties are removed from their totals). KEY: KD—Knockdown Blocks (pancakes/blown off the line/finishes); CUTS—player cuts opponent all the way to the ground. TDB—Touchdown Blocks (direct); PPTD—Perfect plays on passing touchdowns/conversions.*

**Sacks/pressures allowed by others or coverage not included; sacks & pressures may exceed overall team total as two players can be awarded a pressure on the same play.**  
**KEY:** KD—Knockdown Blocks (pancakes/blown off the line/finishes); TDB—Touchdown Blocks (direct); PPTD—Perfect plays on passing touchdown/conversions; QBS—Quarterback Sacks Allowed; PRS—Pressures Allowed; PEN—Penalties.

**FG/PAT TEAM PLAY COUNT (6):** Christian-Lichtenhan 6, Lee 6, Lytle 6, Magri 6, Pell 6, Roddick 6, Schmanski 6, Wiley 6.  
(*Snappers:* Bedell 3; *Holders:* Watts 3; *Kickers:* Becker 3).

**PUNT TEAM SNAPS (3; includes fakes, roughing calls):** Bedell 3.

### NON-OFFENSIVE SCORES (0)

vs. Opponent	Player	Play	By Opponent (0)	Player	Play
None			None		

**MISCELLANEOUS STAT BOX**

(Coin Toss: O-offense; D-Defense; d-deferred/played defense first)

	Red Zone (Scores-Att; (TD/FG); Plays-Yds)						Avg./1st Down		2nd Down Eff. 3rd Dn/Avg-to-Go				Plays (+/0/-)			Plus Territory (Plays-Yards)				Coin Toss		
Game	Colorado			Opponent			Colo.	Opp.	Colo.	Opp.	Colo.	Opp.	Colo.	Opp.	Colo.	Opponent	Colorado	Opponent	Temp	Toss		
Northern Colorado	5-5	(5/0)	11-77	0-2	(0/0)	6-(-5)	5.4	4.1	11-23	4-20	6.9	7.9	52	8	4	33	21	6	37-210	25- 76	73°	W (D)
Texas A&M																						
Minnesota																						
Arizona State																						
Southern California																						
Arizona																						
California																						
Oregon																						
Oregon State																						
UCLA																						
Washington																						
Utah																						

SCORING DRIVES (Game-By-Game)

Opponent	Plays	Yards	Time	Result	Qtr	(Down) How	PAT	Quarterback
Northern Colorado	7	28	3:40	TD	2	(2) Broussard 1 run	Becker	Lewis
Northern Colorado	5	56	2:10	TD	2	(2) Lemonious-Craig 17 pass from Lewis	Becker	Lewis
Northern Colorado	16	90	7:25	TD	3	(1) Fontenot 3 run	Becker	Lewis
Northern Colorado	6	54	2:22	TD	4	(2) Clayton 1 run	Becker	Lewis
Northern Colorado	6	55	1:55	TD	4	(2) Smith 5 run	Becker	Lewis

(\*—scored following a turnover.)

Drive Analysis

DISTANCE	COLORADO		OPPONENT	
Length	TD	FG	TD	FG
(minus)	—	0	—	0
0—9	0	0	0	0
10—19	0	0	0	0
20—29	1	0	0	0
30—39	0	0	0	0
40—49	0	0	0	0
50—59	3	0	0	0
60—69	0	0	0	0
70—79	0	0	1	0
80—89	0	0	0	0
90—99	1	0	0	0

GAME OPENING DRIVES

Game	COLORADO			OPPONENT		
	Pts	FD	Yds	Pts	FD	Yds
Northern Colorado	0	0	75	0	2	35
Texas A&M						
Minnesota						
Arizona State						
Southern California						
Arizona						
California						
Oregon						
Oregon State						
UCLA						
Washington						
Utah						

SECOND HALF OPENING DRIVES

Game	COLORADO			OPPONENT		
	Pts	FD	Yds	Pts	FD	Yds
Northern Colorado	0	3	55	0	1	19
Texas A&M						
Minnesota						
Arizona State						
Southern California						
Arizona						
California						
Oregon						
Oregon State						
UCLA						
Washington						
Utah						

(\*—drive ended by a turnover)

POSSESSIONS AT-A-GLANCE

	No.	Plays	Avg. 3-Plays		Snaps/TD
			Snaps	& Out*	
Colorado	11	64	5.82	3	12.8 (5)
Opponent	10	60	6.00	3	60.0 (1)

(\*—less if there is a turnover; must not have earned a first down or scored a touchdown.)

POINTS BY DRIVE

Drive (CU/Opp)	COLORADO			OPPONENT		
	Pts	TD	FG	Pts	TD	FG
1 (1/1)	0	0	0	0	0	0
2 (1/1)	0	0	0	0	0	0
3 (1/1)	7	1	0	0	0	0
4 (1/1)	0	0	0	0	0	0
5 (1/1)	7	1	0	0	0	0
6 (1/1)	0	0	0	0	0	0
7 (1/1)	0	0	0	0	0	0
8 (1/1)	7	1	0	7	1	0
9 (1/1)	7	1	0	0	0	0
10 (1/1)	7	1	0	0	0	0
11 (1/0)	0	0	0	0	0	0
12 (0/0)	0	0	0	0	0	0
13 (0/0)	0	0	0	0	0	0
14 (0/0)	0	0	0	0	0	0
15 (0/0)	0	0	0	0	0	0
16 (0/0)	0	0	0	0	0	0

COLORADO YARDS PER PLAY—TD Drives: 6.9 (40-278); FG Drives: 0.0 (0-0); Non-Scoring Drives: 5.3 (20-105).  
OPPONENT YARDS PER PLAY—TD Drives: 7.1 ( 7- 50); FG Drives: 0.0 (0-0); Non-Scoring Drives: 3.9 (53-206).





FIRST DOWN PASSING

Player	Att-Com-Int	Pct.	Yards	FD	TD	Long	Sacked	Rating
Brendon Lewis .....	2- 1- 0	50.0	<b>6</b>	0	0	6	1/ 3	75.2

FIRST DOWN RUSHING

Player	Att.	Yards	Avg.	FD	TD	Long
Jarek Broussard.....	10	<b>71</b>	7.1	3	0	30
Alex Fontenot .....	6	<b>34</b>	5.7	1	1	11
Deion Smith.....	3	<b>27</b>	9.0	1	0	21
Brendon Lewis .....	2	<b>15</b>	7.5	1	0	11
Ashaad Clayton .....	4	<b>10</b>	2.5	0	0	6
Joe Davis .....	2	<b>10</b>	5.0	0	0	5
Team .....	1	<b>-2</b>	-2.0	0	0	-2

FIRST DOWN RECEIVING

Player	No.	Yards	Avg.	FD	TD	Long
Montana Lemonious-Craig.	<b>1</b>	6	6.0	0	0	6

THIRD-FOURTH DOWN PASSING

Player	Att-Com-Int	Pct.	Yards	FD	TD	Long	Sacked	Rating
Brendon Lewis .....	5- 4- 0	80.0	<b>48</b>	2	0	23	0/ 0	214.4

THIRD-FOURTH DOWN RUSHING

Player	Att.	FD/TD	Pct.	Yards	Avg.	TD	3/4-&1
Jarek Broussard.....	1	1	<b>100.0</b>	12	12.0	0	0- 0
Ashaad Clayton.....	1	1	<b>100.0</b>	2	2.0	0	1- 1
Joe Davis .....	1	1	<b>100.0</b>	2	2.0	0	1- 1
Brendon Lewis .....	2	1	<b>50.0</b>	20	10.0	0	0- 0

THIRD-FOURTH DOWN RECEIVING

Player	No.	Yards	Avg.	FD	TD	Long
La'Vontae Shenault.....	<b>1</b>	23	23.0	1	0	23
Chase Penry .....	<b>1</b>	16	16.0	1	0	16
Jarek Broussard.....	<b>1</b>	7	7.0	0	0	7
Alex Fontenot .....	<b>1</b>	2	2.0	0	0	2

ALL-PURPOSE YARDS (Leaders)	G	Plays	Rush	Rec.	PR	KOR	Total	Avg.	Avg./G
Jarek Broussard.....	1	16	94	7	0	0	<b>101</b>	6.3	101.0
Dimitri Stanley .....	1	4	0	7	68	0	<b>75</b>	18.8	75.0
Ashaad Clayton.....	1	8	51	0	0	0	<b>51</b>	6.4	51.0
Brenden Rice.....	1	1	0	0	0	44	<b>44</b>	44.0	44.0

QUARTERBACK SACKS (4-12)

Northern Colorado (4-12): Rodman 1-4, Sami 1-4, Thomas 1-4, Lang 1-0.  
THIRD/FOURTH DOWN SACKS (2/0): Lang, Rodman.

SACKS BY QTR: CU 0-2-0-2 (0-OT); OPP 1-0-1-0 (0-OT)

2021 COLORADO BUFFALO SINGLE-GAME HIGHS

Individual

LONGEST SCORING RUN— 5, Deion Smith vs. Northern Colorado  
LONGEST NON-SCORING RUN— 35, Ashaad Clayton vs. Northern Colorado  
LONGEST SCORING PASS— 17, Brendon Lewis to Montana Lemonious-Craig vs. N. Colorado  
LONGEST NON-SCORING PASS— 23, Brenden Lewis to La'Vontae Shenault s. N. Colorado  
LONGEST KICKOFF RETURN— 44, Brenden Rice vs. Northern Colorado  
LONGEST PUNT RETURN— 27, Dimitri Stanley vs. Northern Colorado  
LONGEST INTERCEPTION RETURN— 0, Mekhi Blackmon vs. Northern Colorado  
LONGEST PUNT— 41, Josh Watts vs. Northern Colorado  
LONGEST FIELD GOAL— N/A  
MOST TOUCHDOWNS— 1, on five occasions  
MOST RUSHING ATTEMPTS— 15, Jarek Broussard vs. Northern Colorado  
MOST RUSHING YARDS— 94, Jarek Broussard vs. Northern Colorado  
MOST PASS ATTEMPTS— 15, Brendon Lewis vs. Northern Colorado  
MOST PASS COMPLETIONS— 10, Brendon Lewis vs. Northern Colorado  
MOST INTERCEPTIONS THROWN— N/A  
MOST PASSING YARDS— 102, Brendon Lewis vs. Northern Colorado  
MOST TOUCHDOWN PASSES— 1, Brendon Lewis vs. Northern Colorado  
MOST RECEPTIONS— 2, on two occasions  
MOST RECEIVING YARDS— 23, on two occasions  
MOST TOTAL OFFENSIVE PLAYS— 23, Brendon Lewis vs. Northern Colorado (15 pass, 8 rush)  
MOST TOTAL OFFENSE— 146, Brendon Lewis vs. Northern Colorado (102 pass, 44 rush)  
MOST FIELD GOALS ATTEMPTED— 1, vs. Northern Colorado  
MOST FIELD GOALS MADE— N/A  
MOST TACKLES— 5, Mekhi Blackmon vs. Northern Colorado (3 UT)  
MOST SOLO TACKLES— 4, Nate Landman & Chris Miller vs. Northern Colorado  
MOST TACKLES FOR LOSS— 2, Jalen Sami vs. Northern Colorado  
MOST QUARTERBACK SACKS— 1, on four occasions  
MOST QUARTERBACK HURRIES— 2, Jamar Montgomery vs. Northern Colorado  
MOST INTERCEPTIONS— 1, Mekhi Blackmon vs. Northern Colorado  
MOST PASSES BROKEN UP— 1, on two occasions  
MOST THIRD/FOURTH DOWN STOPS— 2, Nate Landman vs. Northern Colorado  
MOST KNOCKDOWN BLOCKS (OL)— 3, Colby Pursell vs. Northern Colorado  
MOST SPECIAL TEAM POINTS— 5, Ray Robinson vs. Northern Colorado

Team Bests/Highs

MOST FIRST DOWNS— 22, vs. Northern Colorado  
MOST RUSHING ATTEMPTS— 49, vs. Northern Colorado  
MOST RUSHING YARDS— 281, vs. Northern Colorado  
MOST PASS ATTEMPTS— 15, vs. Northern Colorado  
MOST COMPLETIONS— 10, vs. Northern Colorado  
MOST INTERCEPTIONS THROWN— N/A  
MOST PASSING YARDS— 102, vs. Northern Colorado  
MOST OFFENSIVE PLAYS— 64, vs. Northern Colorado  
MOST TOTAL OFFENSE— 383, vs. Northern Colorado  
FEWEST FUMBLES— 0, on one occasion  
MOST FUMBLES— N/A  
FEWEST TURNOVERS— 0, vs. Northern Colorado  
MOST TURNOVERS— N/A  
MOST TIME OF POSSESSION— 30:44, vs. Northern Colorado  
LONGEST TOUCHDOWN DRIVE— 90 yards (16 plays, vs. Northern Colorado  
LONGEST FIELD GOAL DRIVE— N/A

Defensive Bests

FEWEST FIRST DOWNS ALLOWED— 15, by Northern Colorado  
FEWEST RUSHING ATTEMPTS ALLOWED— 18, by Northern Colorado,  
FEWEST RUSHING YARDS ALLOWED— 20, by Northern Colorado  
FEWEST PASS ATTEMPTS ALLOWED— 42, by Northern Colorado  
FEWEST PASS COMPLETIONS ALLOWED— 24, by Northern Colorado  
FEWEST PASSING YARDS ALLOWED— 236, by Northern Colorado  
MOST INTERCEPTIONS— 1, vs. Northern Colorado  
FEWEST TOTAL PLAYS ALLOWED— 60, vs. Northern Colorado  
FEWEST TOTAL YARDS ALLOWED— 256, vs. Northern Colorado  
MOST FUMBLES FORCED— 1, vs. Northern Colorado (ST)  
MOST TURNOVERS GAINED— 1, vs. Northern Colorado  
MOST PASSES BROKEN UP— 2, vs. Northern Colorado  
MOST QUARTERBACK SACKS— 6, vs. Northern Colorado  
MOST QUARTERBACK HURRIES— 4, vs. Northern Colorado  
MOST TACKLES FOR LOSS— 6, vs. Northern Colorado

## GAME-BY-GAME INDIVIDUAL CHARTS / OFFENSE

## RUSHING

## JAREK BROUSSARD

	Att	Yds	Avg.	Long	TD
Northern Colorado ...	15	94	6.3	30	1
Texas A&M .....					
Minnesota .....					
Arizona State .....					
USC .....					
Arizona .....					
California .....					
Oregon .....					
Oregon State .....					
UCLA .....					
Washington .....					
Utah .....					

## ASHAAD CLAYTON

	Att	Yds	Avg.	Long	TD
Northern Colorado ...	8	51	6.4	35	1
Texas A&M .....					
Minnesota .....					
Arizona State .....					
USC .....					
Arizona .....					
California .....					
Oregon .....					
Oregon State .....					
UCLA .....					
Washington .....					
Utah .....					

## JOE DAVIS

	Att	Yds	Avg.	Long	TD
Northern Colorado ...	5	22	4.4	6	0
Texas A&M .....					
Minnesota .....					
Arizona State .....					
USC .....					
Arizona .....					
California .....					
Oregon .....					
Oregon State .....					
UCLA .....					
Washington .....					
Utah .....					

## ALEX FONTENOT

	Att	Yds	Avg.	Long	TD
Northern Colorado ...	8	40	5.0	11	1
Texas A&M .....					
Minnesota .....					
Arizona State .....					
USC .....					
Arizona .....					
California .....					
Oregon .....					
Oregon State .....					
UCLA .....					
Washington .....					
Utah .....					

## BRENDON LEWIS

	Att	Yds	Avg.	Long	TD
Northern Colorado ...	8	44	5.5	12	0
Texas A&M .....					
Minnesota .....					
Arizona State .....					
USC .....					
Arizona .....					
California .....					
Oregon .....					
Oregon State .....					
UCLA .....					
Washington .....					
Utah .....					

## DEION SMITH

	Att	Yds	Avg.	Long	TD
Northern Colorado ...	4	32	8.0	21	1
Texas A&M .....					
Minnesota .....					
Arizona State .....					
USC .....					
Arizona .....					
California .....					
Oregon .....					
Oregon State .....					
UCLA .....					
Washington .....					
Utah .....					

## OTHERS

	Att	Yds	Avg.	Long	TD
Northern Colorado ...	0	0	0.0	0	0
Texas A&M .....					
Minnesota .....					
Arizona State .....					
USC .....					
Arizona .....					
California .....					
Oregon .....					
Oregon State .....					
UCLA .....					
Washington .....					
Utah .....					

## PASSING

## BRENDON LEWIS

	A-C-I	Yds	Long	TD	Rating
Northern Colorado ...	15-10-0	102	23	1	145.8
Texas A&M .....					
Minnesota .....					
Arizona State .....					
USC .....					
Arizona .....					
California .....					
Oregon .....					
Oregon State .....					
UCLA .....					
Washington .....					
Utah .....					

## DREW CARTER

	A-C-I	Yds	Long	TD	Rating
Colorado State .....	0-0-0	0	0	0	0.0
Texas A&M .....					
Minnesota .....					
Arizona State .....					
USC .....					
Arizona .....					
California .....					
Oregon .....					
Oregon State .....					
UCLA .....					
Washington .....					
Utah .....					

## JORDAN WOLVERTON

	A-C-I	Yds	Long	TD	Rating
Northern Colorado ...	-----DNP-----				
Texas A&M .....					
Minnesota .....					
Arizona State .....					
USC .....					
Arizona .....					
California .....					
Oregon .....					
Oregon State .....					
UCLA .....					
Washington .....					
Utah .....					

## RECEIVING

## DANIEL ARIAS

	No	Yds	Avg.	Long	TD
Northern Colorado ...	0	0	0.0	0	0
Texas A&M .....					
Minnesota .....					
Arizona State .....					
USC .....					
Arizona .....					
California .....					
Oregon .....					
Oregon State .....					
UCLA .....					
Washington .....					
Utah .....					

## JAREK BROUSSARD

	No	Yds	Avg.	Long	TD
Northern Colorado ...	1	7	7.0	0	0
Texas A&M .....					
Minnesota .....					
Arizona State .....					
USC .....					
Arizona .....					
California .....					
Oregon .....					
Oregon State .....					
UCLA .....					
Washington .....					
Utah .....					

## CHRIS CARPENTER

	No	Yds	Avg.	Long	TD
Northern Colorado ...	0	0	0.0	0	0
Texas A&M .....					
Minnesota .....					
Arizona State .....					
USC .....					
Arizona .....					
California .....					
Oregon .....					
Oregon State .....					
UCLA .....					
Washington .....					
Utah .....					

## ASHAAD CLAYTON

	No	Yds	Avg.	Long	TD
Northern Colorado ...	0	0	0.0	0	0
Texas A&M .....					
Minnesota .....					
Arizona State .....					
USC .....					
Arizona .....					
California .....					
Oregon .....					
Oregon State .....					
UCLA .....					
Washington .....					
Utah .....					

## ALEX FONTENOT

	No	Yds	Avg.	Long	TD
Northern Colorado ...	1	2	2.0	0	0
Texas A&M .....					
Minnesota .....					
Arizona State .....					
USC .....					
Arizona .....					
California .....					
Oregon .....					
Oregon State .....					
UCLA .....					
Washington .....					
Utah .....					

## JAYLON JACKSON

	No	Yds	Avg.	Long	TD
Northern Colorado ...	0	0	0.0	0	0
Texas A&M .....					
Minnesota .....					
Arizona State .....					
USC .....					
Arizona .....					
California .....					
Oregon .....					
Oregon State .....					
UCLA .....					
Washington .....					
Utah .....					

## MONTANA LEMONIOUS-CRAIG

	No	Yds	Avg.	Long	TD
Northern Colorado ...	2	23	11.5	17t	1
Texas A&M .....					
Minnesota .....					
Arizona State .....					
USC .....					
Arizona .....					
California .....					
Oregon .....					
Oregon State .....					
UCLA .....					
Washington .....					
Utah .....					

## ALEC PELL

	No	Yds	Avg.	Long	TD
Northern Colorado ...	1	17	17.0	17	0
Texas A&M .....					
Minnesota .....					
Arizona State .....					
USC .....					
Arizona .....					
California .....					
Oregon .....					
Oregon State .....					
UCLA .....					
Washington .....					
Utah .....					

## CHASE PENRY

	No	Yds	Avg.	Long	TD
Northern Colorado ...	1	16	16.0	16	0
Texas A&M .....					
Minnesota .....					
Arizona State .....					
USC .....					
Arizona .....					
California .....					
Oregon .....					
Oregon State .....					
UCLA .....					
Washington .....					
Utah .....					

## BRENDEN RICE

	No	Yds	Avg.	Long	TD
Northern Colorado ...	0	0	0.0	0	0
Texas A&M .....					
Minnesota .....					
Arizona State .....					
USC .....					
Arizona .....					
California .....					
Oregon .....					
Oregon State .....					
UCLA .....					
Washington .....					
Utah .....					

## BRADY RUSSELL

	No	Yds	Avg.	Long	TD
Northern Colorado ...	0	0	0.0	0	0
Texas A&M .....					
Minnesota .....					
Arizona State .....					
USC .....					
Arizona .....					
California .....					
Oregon .....					
Oregon State .....					
UCLA .....					
Washington .....					
Utah .....					

## BRADY RUSSELL

	No	Yds	Avg.	Long	TD
Northern Colorado ...	1	7	7.0	7	0
Texas A&M .....					
Minnesota .....					
Arizona State .....					
USC .....					
Arizona .....					
California .....					
Oregon .....					
Oregon State .....					
UCLA .....					
Washington .....					
Utah .....					

## LA'VONTAE SHENALT

	No	Yds	Avg.	Long	TD
Northern Colorado.....	2	23	11.5	23	0
Texas A&M.....					
Minnesota.....					
Arizona State.....					
USC.....					
Arizona.....					
California.....					
Oregon.....					
Oregon State.....					
UCLA.....					
Washington.....					
Utah.....					

GAME-BY-GAME INDIVIDUAL CHARTS / DEFENSE

DEFENSIVE

CURTIS APPLETON, S

Plays	UT,AT-TT	TFL	PD	3DS	Other
N. Colorado .....	13	0,0—0	0-0	0	0 QBH
Texas A&M .....					
Minnesota .....					
Arizona State .....					
USC .....					
Arizona .....					
California .....					
Oregon .....					
Oregon State .....					
UCLA .....					
Washington .....					
Utah .....					

ROBERT BARNES, ILB

Plays	UT,AT-TT	TFL	PD	3DS	Other
N. Colorado .....		-----DNP-----			
Texas A&M .....					
Minnesota .....					
Arizona State .....					
USC .....					
Arizona .....					
California .....					
Oregon .....					
Oregon State .....					
UCLA .....					
Washington .....					
Utah .....					

NIGEL BETHEL, CB

Plays	UT,AT-TT	TFL	PD	3DS	Other
N. Colorado .....	16	1,0—1	0-0	0	0 .....
Texas A&M .....					
Minnesota .....					
Arizona State .....					
USC .....					
Arizona .....					
California .....					
Oregon .....					
Oregon State .....					
UCLA .....					
Washington .....					
Utah .....					

MEKHI BLACKMON, CB

Plays	UT,AT-TT	TFL	PD	3DS	Other
N. Colorado .....	47	3,2—5	0-0	0	1 INT
Texas A&M .....					
Minnesota .....					
Arizona State .....					
USC .....					
Arizona .....					
California .....					
Oregon .....					
Oregon State .....					
UCLA .....					
Washington .....					
Utah .....					

CHRISTIAN GONZALEZ, CB

Plays	UT,AT-TT	TFL	PD	3DS	Other
N. Colorado .....	46	2,0—2	0	0	0 .....
Texas A&M .....					
Minnesota .....					
Arizona State .....					
USC .....					
Arizona .....					
California .....					
Oregon .....					
Oregon State .....					
UCLA .....					
Washington .....					
Utah .....					

JOSHUA GUSTAV, DE

Plays	UT,AT-TT	TFL	PD	3DS	Other
N. Colorado .....	14	0,0—0	0-0	0	0 .....
Texas A&M .....					
Minnesota .....					
Arizona State .....					
USC .....					
Arizona .....					
California .....					
Oregon .....					
Oregon State .....					
UCLA .....					
Washington .....					
Utah .....					

MARVIN HAM, ILB

Plays	UT,AT-TT	TFL	PD	3DS	Other
N. Colorado .....		-----ST ONLY-----			
Texas A&M .....					
Minnesota .....					
Arizona State .....					
USC .....					
Arizona .....					
California .....					
Oregon .....					
Oregon State .....					
UCLA .....					
Washington .....					
Utah .....					

MUSTAFA JOHNSON, DL

Plays	UT,AT-TT	TFL	PD	3DS	Other
N. Colorado .....		-----INELIGIBLE-----			
Texas A&M .....					
Minnesota .....					
Arizona State .....					
USC .....					
Arizona .....					
California .....					
Oregon .....					
Oregon State .....					
UCLA .....					
Washington .....					
Utah .....					

JANAZ JORDAN, DT

Plays	UT,AT-TT	TFL	PD	3DS	Other
N. Colorado .....	25	0,0—0	0-0	0	0 .....
Texas A&M .....					
Minnesota .....					
Arizona State .....					
USC .....					
Arizona .....					
California .....					
Oregon .....					
Oregon State .....					
UCLA .....					
Washington .....					
Utah .....					

JACK LAMB, ILB

Plays	UT,AT-TT	TFL	PD	3DS	Other
N. Colorado .....	13	1,0—1	0-0	0	0 1-QCD
Texas A&M .....					
Minnesota .....					
Arizona State .....					
USC .....					
Arizona .....					
California .....					
Oregon .....					
Oregon State .....					
UCLA .....					
Washington .....					
Utah .....					

NATE LANDMAN, ILB

Plays	UT,AT-TT	TFL	PD	3DS	Other
N. Colorado .....	47	4,0—4	0-0	1	2 1-TZ
Texas A&M .....					
Minnesota .....					
Arizona State .....					
USC .....					
Arizona .....					
California .....					
Oregon .....					
Oregon State .....					
UCLA .....					
Washington .....					
Utah .....					

TERRANCE LANG, DE

Plays	UT,AT-TT	TFL	PD	3DS	Other
N. Colorado .....	39	1,1—2	0-0	0	1 1-QS/0
Texas A&M .....					
Minnesota .....					
Arizona State .....					
USC .....					
Arizona .....					
California .....					
Oregon .....					
Oregon State .....					
UCLA .....					
Washington .....					
Utah .....					

ISAIAH LEWIS, S

Plays	UT,AT-TT	TFL	PD	3DS	Other
N. Colorado .....	47	0,3—3	0-0	0	0 .....
Texas A&M .....					
Minnesota .....					
Arizona State .....					
USC .....					
Arizona .....					
California .....					
Oregon .....					
Oregon State .....					
UCLA .....					
Washington .....					
Utah .....					

CHRIS MILLER, S/OLB

Plays	UT,AT-TT	TFL	PD	3DS	Other
N. Colorado .....	40	4,0—4	0-0	0	1 .....
Texas A&M .....					
Minnesota .....					
Arizona State .....					
USC .....					
Arizona .....					
California .....					
Oregon .....					
Oregon State .....					
UCLA .....					
Washington .....					
Utah .....					

JAMAR MONTGOMERY, OLB

Plays	UT,AT-TT	TFL	PD	3DS	Other
N. Colorado .....	15	0,1—1	0-0	0	2 2-QBH
Texas A&M .....					
Minnesota .....					
Arizona State .....					
USC .....					
Arizona .....					
California .....					
Oregon .....					
Oregon State .....					
UCLA .....					
Washington .....					
Utah .....					

MARK PERRY, S

Plays	UT,AT-TT	TFL	PD	3DS	Other
N. Colorado .....	47	1,2—3	0-0	0	0 .....
Texas A&M .....					
Minnesota .....					
Arizona State .....					
USC .....					
Arizona .....					
California .....					
Oregon .....					
Oregon State .....					
UCLA .....					
Washington .....					
Utah .....					

QUINN PERRY, ILB

Plays	UT,AT-TT	TFL	PD	3DS	Other
N. Colorado .....	32	3,1—4	1-4	0	0 .....
Texas A&M .....					
Minnesota .....					
Arizona State .....					
USC .....					
Arizona .....					
California .....					
Oregon .....					
Oregon State .....					
UCLA .....					
Washington .....					
Utah .....					

NIKKO REED, CB

Plays	UT,AT-TT	TFL	PD	3DS	Other
N. Colorado .....	13	2,0—2	1-1	0	1 .....
Texas A&M .....					
Minnesota .....					
Arizona State .....					
USC .....					
Arizona .....					
California .....					
Oregon .....					
Oregon State .....					
UCLA .....					
Washington .....					
Utah .....					

NA'IM RODMAN, DT

Plays	UT,AT-TT	TFL	PD	3DS	Other
N. Colorado .....	42	2,0—2	1-4	0	1 1-QBS
Texas A&M .....					
Minnesota .....					
Arizona State .....					
USC .....					
Arizona .....					
California .....					
Oregon .....					
Oregon State .....					
UCLA .....					
Washington .....					
Utah .....					

JALEN SAMI, DT

Plays	UT,AT-TT	TFL	PD	3DS	Other
N. Colorado .....	20	3,0—3	2-8	0	0 1-QBS
Texas A&M .....					
Minnesota .....					
Arizona State .....					
USC .....					
Arizona .....					
California .....					
Oregon .....					
Oregon State .....					
UCLA .....					
Washington .....					
Utah .....					

GUYTHOMAS, DE

Plays	UT,AT-TT	TFL	PD	3DS	Other
N. Colorado .....	23	3,0—3	1-4	0	1 1-QBS
Texas A&M .....					
Minnesota .....					
Arizona State .....					
USC .....					
Arizona .....					
California .....					
Oregon .....					
Oregon State .....					
UCLA .....					
Washington .....					
Utah .....					

CARSON WELLS, DE

Plays	UT,AT-TT	TFL	PD	3DS	Other
N. Colorado .....	32	1,2—3	0-0	0	0 1-TZ
Texas A&M .....					
Minnesota .....					
Arizona State .....					
USC .....					
Arizona .....					
California .....					
Oregon .....					
Oregon State .....					
UCLA .....					
Washington .....					
Utah .....					

TBD

Plays	UT,AT-TT	TFL	PD	3DS	Other
N. Colorado .....		0,0—0	0-0	0	0 .....
Texas A&M .....					
Minnesota .....					
Arizona State .....					
USC .....					
Arizona .....					
California .....					
Oregon .....					
Oregon State .....					
UCLA .....					
Washington .....					
Utah .....					

TBD

	Plays	UT,AT-TT	TFL	PD	3DS	Other
N. Colorado .....		0,0—0	0-0	0	0	.....
Texas A&M .....						
Minnesota .....						
Arizona State .....						
USC .....						
Arizona .....						
California .....						
Oregon .....						
Oregon State .....						
UCLA .....						
Washington .....						
Utah .....						



## DRIVE ENGINEERING

Quarterback	Drives		Drives Ended By										Points		Pts./		Quarterback		**Directing Offense			
	Started	TD	FG	FGA	PNT	DWN	TRN	SAF	CLK	RPL			Yielded	Ret.	Drive	Drive Efficiency*	Plays	Yards	Avg.	3 & Out		
BRENDON LEWIS .....	10	5	0	1	3	0	0	0	1	0			35		<b>3.50</b>	50.0% 66.7%	58	363	6.26	3		
DREW CARTER .....	1	0	0	0	0	0	0	0	1	0			0		<b>0.00</b>	0.0% .....	5	22	4.40	0		
COLORADO .....	11	5	0	1	3	0	0	0	2	(0)			35		<b>3.19</b>	45.5% 66.7%	63	385	6.11	3		
OPPONENTS .....	10	1	0	0	6	2	1	0	0	(0)			7		<b>0.70</b>	10.0% 10.0%	60	256	4.27	3		

\*—second number is the percentage the QB has put his team in position to score, allowing for missed field goals, minus drives ended by the clock and if replaced.

\*\*—excludes kneel-downs, spiked passes and fake/muffed punt plays when not actually directing offense: Carter 1-(-2); Opponents 0-(-0).

## KICKOFF ANALYSIS

Kicker	Total	Ret.	Yards	(Avg.)	FC	MF	NA	TB	EZ(+)	In20/25	OB	OnS	SQB	OSY	OSY	Overall	Ret.	Average	SYL-----
C. BECKER .....	6	2	416	<b>69.3</b>	1	0	0	3	(2)	1 / 2	0	(0)	(0)	139	39	O 23	O 20		
OPPONENTS .....	2	1	133	<b>66.5</b>	0	0	0	1	(0)	0 / 0	0	(0)	(0)	71	46	O 36	O 46		

## YARDAGE SUMMARY

Team	Plays	20+	10+	5+	1-4	0	Neg.
Colorado .....	64	4	15	29	24	8	3
Opponent .....	60	2	10	21	12	21	6

ONSIDE KICKS: Colorado 0-0, Opponents 0-0. KICKOFF KEY: MF—muffed; FC—fair catch; NA—no attempt at a return; EZ+—through or over end zone; OSY—Opponent Starting Yardline;

ASY—Average Starting Yardline; Ret—averages using returned kicks only. OnSides (OnS), short squibs (SQB) and free kicks are omitted in figuring the above; out-of-bounds are not;

returns may not add to team totals due to those credited on on-side kicks; free kicks following safeties NOT included. FREE KICKS (Punt Style): Colorado 0, Opponents 0.

## FIRST DOWN TENDENCIES

	Plays	Yards	Avg.	Plays	Yards	Avg.	Plays	Yards	Avg.	20+	10+	5+	2-	0	Neg.	TD	QBS	TO	FD	2-&10+	Att.	Yards	Avg.
COLORADO .....	28	165	5.9	3	3	1.0	<b>31</b>	<b>168</b>	<b>5.42</b>	2	6	13	11	3	0	0	1	0	6	6	21	115	5.5
Opponents .....	6	4	0.7	18	94	5.2	<b>24</b>	<b>98</b>	<b>4.08</b>	0	4	9	12	8	3	0	1	0	4	11	12	42	3.5

\*—kept like the NFL in that quarterback sacks are deducted from passing to present the accurate picture.

## YARDS GAINED ANALYSIS

[Third down plays replayed due to penalty but yards awarded: Colorado 0, Opponents 0.]

Team	1st Down-----			2nd Down-----			3rd Down-----			4th Down-----			Season-----			*By Quarter-----				Opp. Territory-----			Breakdown-----		
	Att.	Yards	Avg.	Att.	Yards	Avg.	Att.	Yards	Avg.	Att.	Yards	Avg.	Att.	Yards	Avg.	1st	2nd	3rd	4th	Att.	Yards	Avg.	+	0	-
COLORADO .....	31	168	5.4	23	131	5.7	10	84	8.4	0	0	0.0	<b>64</b>	<b>383</b>	<b>5.98</b>	22	87	145	129	37	210	5.7	52	8	4
Opponents .....	24	98	4.1	20	111	5.6	14	47	3.4	2	0	0.0	<b>60</b>	<b>256</b>	<b>4.27</b>	59	58	70	69	25	76	3.0	33	21	6

\*—OT Yards: Colorado 0, Opponent 0. Drives In Opponent Territory (minus those with 50+scores): Colorado 7/11 (63.6%, 30.0 yards per drive); Opponent 6/10 (60.0%; 12.7 ypd)

## THIRD DOWN EFFICIENCY ANALYSIS

[4th-&1: Colorado 0-0 (0-0 rush, 0-0 pass), Opponents 0-0 (0-0 rush, 0-0 pass)]

3rd Down and-----																			Second	
Team	1	2	3	4	5	6	7	8	9	10	11-14	15-19	20+	RUSH	PASS	QBS	Half/OT	TOTAL	PCT.	
COLORADO .....	2- 2	1- 1	0- 0	0- 0	0- 0	1- 1	0- 1	0- 0	0- 0	1- 3	1- 2	0- 0	0- 0	4- 5	2- 5	0	5- 6	<b>6-10</b>	60.0	
Opponents .....	1- 1	0- 0	0- 0	1- 3	0- 0	1- 1	0- 2	0- 1	0- 1	0- 1	0- 4	0- 0	0- 0	1- 4	2-10	2	1- 6	<b>3-14</b>	21.4	

AVERAGE YARDS TO GO: Colorado 6.9 (10/69); Opponents 7.9 (14/111). SECOND DOWN EFFICIENCY: Colorado 11-23 (47.8%; 1-4 yds: 6-7); Opponent 4-20 (20.0%; 1-4 yds: 2-4).

## TURNOVER ANALYSIS

Team	Opp/CU			Own Territory-----										Opponent Territory-----										By Quarter-----					Last 2 Min./OT**	
	TO	PTS	(TD,FG)	Pct.(Pts.)	EZ/G-10	11-20	21-30	31-40	41-50	49-40	39-30	29-20	19-10	9-G/EZ	=	Total	(TD*)	1st	2nd	3rd	4th	OT	1st-H	2nd-H						
COLORADO .....	<b>0</b>	<b>0</b>	(0,0)	0.0 ( 7)	0	0	0	0	0	0	0	0	0	0	=	<b>0</b>	(0)	0	0	0	0	0	0 (0)	0 (0)						
Opponents .....	<b>1</b>	<b>0</b>	(0,0)	0.0 (35)	0	0	0	0	0	0	0	0	0	1	=	<b>1</b>	(0)	0	1	0	0	0	1 (0)	0 (1)						

First Play After Gaining Turnover: Colorado 1-4, 4.0 avg., 4 long, 0 TD (1-4 rush/0-0-0, 0 TD pass, QBS-0), 0 Return TD

Opponent: 0-0, 0.0 avg., 0 long, 0 TD (0-0 rush, 0 TD/0-0-0, 0 pass, 0 TD, QBS-0), 0 Pen, 0 Return TD.

\*—interception or fumble returns for a touchdown; \*\*—number in parenthesis is number of turnovers in last 2-minutes while team is protecting lead or trying to tie or go ahead.

## YARDS LOST DUE TO PENALTIES

	Colorado	Opponent
Times Penalized After Offensive Gain/Yards Lost.....	1/5	0/0
Touchdowns / Field Goals / First Downs Cost.....	0 / 0 / 0	0 / 0 / 0
Offensive Times/Yards Penalized .....	3/15	4/20
Yards Gained Back (First Downs).....	12 (2)	10 (2)

## GOAL-TO-GO SITUATIONS

Team	Summary-----										GTG Plays-----			1-Yard Line	
	Total	TD	FG	FGA	TO	DWN	CLK	ROC	Plays	TDs	Pct.	Plays	TDs		
COLORADO .....	3	3	0	0	0	0	0	(0)	5	3	60.0	2	2		
OPPONENTS .....	1	0	0	0	0	1	0	(0)	4	0	0.0	0	0		

## EXPANDED PUNTING

Player	Punts	Yards	Avg.	Spot	Ret.	Yards	Return	Return	Returned	Avg.	In20 / 15 / 10 / 5	TB	FC	60+	No.	Yds.	Avg.	No.-Yds (In20)	No.	Yds.	Avg.
JOSH WATTS.....	3	120	40.00	C43	0	0	0.0	0	100.0	33.33	1 / 1 / 1 / 0	1	2	0	1	41	41.0	2-79 (0)	1	41	41.0
Downed At The 1-Yardline: None. Average Spot—yardline where punts average from: Watts 3/129. Left-footed punts: none.																					

Downed At The 1-Yardline: None. Average Spot—yardline where punts average from: Watts 3/129. Left-footed punts: none.

## AVERAGE STARTING FIELD POSITION

	Colorado	Opponent
Drives Started .....	11	10
Cumulative Starting Yardlines .....	366	260
Average Field Position .....	<b>C33</b>	<b>O26</b>
Drives Started In Plus Territory .....	2	0
Scores/TD,FG .....	1/1,0	0/0,0
FGA/Punts/Downs/Clock .....	0/1/0/0	0/0/0/0
Turnovers/Ran Out Clock .....	0/0	0/0
Points .....	7	0
Drives Started Inside/At Own 20 .....	4 (4/0)	3 (2/1)
Points Scored (TD/FG) .....	7 (1/0)	0 (0/0)

## SCORING PERCENTAGE INSIDE-THE-20 (Red Zone)

	Colorado	Opponent
Times Penetrated Opponent 20 .....	5	2
Total Scores .....	5	0
Touchdowns (Rush/Pass) .....	5 (4/1)	0 (0/0)
Field Goals-Attempts .....	0-0	0-0
Turnovers/Downs/Punts/Clock .....	0/0/0/0	1/1/0/0
Scores From Outside The RZ/TD,FG .....	0/0,0	1/1,0
Scoring Percentage (TD Pct.) .....	<b>100.0</b> (100.0)	<b>0.0</b> (0.0)
Total Red Zone Plays/Yards (Avg.) .....	11/77 (7.0)	6/-5 (-0.8)
Third Down Efficiency .....	1-1/100.0	0-1/0.0
Fourth Down Efficiency .....	0-0/0.0	0-1/0.0
*Ran Out Clock Not Trying To Score .....	0	0

(\*—not included in total counts or plays above; the 20 IS NOT in the Red Zone)

## FIRST DOWNS EARNED

Player	Rush	Pass	Rec.	Total	(3/4)
BRENDON LEWIS .....	3	5	0	8	(3)
JAREK BROUSSARD .....	5	0	0	5	(1)
ASHAAD CLAYTON .....	2	0	0	2	(1)
JOE DAVIS .....	2	0	0	2	(1)
ALEX FONTENOT .....	2	0	0	2	(0)
DEION SMITH .....	2	0	0	2	(0)
M. LEMONIOUS-CRAIG ..	0	0	1	1	(0)
ALEX PELL .....	0	0	1	1	(0)
CHASE PENRY .....	0	0	1	1	(1)
LA'VONTAE SHENAUT ..	0	0	1	1	(1)
DIMITRI STANLEY .....	0	0	1	1	(0)

## FUMBLES

Player	No-Lost
None	

## MISCELLANEOUS

	Colorado	Opponent
Points Scored First 5 Minutes (Total/1st, 2nd)	0/0,0	0/0,0
Points Scored Last 5 Minutes (Total/1st, 2nd)	0/0,0	0/0,0
Points Scored Last 2 Minutes (Total/1st, 2nd)	0/0,0	0/0,0