



# 2021 TEXAS A&M FOOTBALL

GAME 2: at Colorado -- SATURDAY, SEPT. 11, 2021

GAME TIME: 2:30 p.m. CT | SITE: Empower Field at Mile High - Denver, Colorado | TV: FOX

TWITTER: @AGGIEFOOTBALL

///

INSTAGRAM: @AGGIEFOOTBALL

///

FACEBOOK: /AGGIEFOOTBALL

///

#GIGEM

## 2021 SCHEDULE

SEP  
4

### KENT STATE

W, 41-10 | 7 p.m. | ESPN  
Kyle Field, Bryan-College Station, Texas

SEP  
11

### at Colorado

2:30 p.m. | Fox  
Empower Field at Mile High, Denver, Colo.

SEP  
18

### NEW MEXICO

11 a.m. | SEC Network  
Kyle Field, Bryan-College Station, Texas

SEP  
25

### vs. ARKANSAS

TBA | TBA  
AT&T Stadium, Arlington, Texas

OCT  
2

### MISSISSIPPI STATE

TBA | TBA  
Kyle Field, Bryan-College Station, Texas

OCT  
9

### ALABAMA

TBA | TBA  
Kyle Field, Bryan-College Station, Texas

OCT  
16

### at Missouri

TBA | TBA  
Memorial Stadium, Columbia, Mo.

OCT  
23

### SOUTH CAROLINA

TBA | TBA  
Kyle Field, Bryan-College Station, Texas

NOV  
6

### AUBURN

TBA | TBA  
Kyle Field, Bryan-College Station, Texas

NOV  
13

### at Ole Miss

TBA | TBA  
Vaught-Hemingway Stadium, Oxford, Miss.

NOV  
20

### PRAIRIE VIEW A&M

TBA | TBA  
Kyle Field, Bryan-College Station, Texas

NOV  
27

### at LSU

TBA | TBA  
Tiger Stadium, Baton Rouge, La.



**COLORADO  
BUFFALOES**

2021 TEAM RECORD: 1-0

2021 CONFERENCE RECORD: 0-0 (PAC-12)

RANKING: AP: NR / Coaches: NR

LAST GAME: Sept. 3  
Colorado 35, Northern Colorado 7

HEAD COACH: Karl Dorrell (UCLA '87)  
Overall Record..... 40-29 (7<sup>th</sup> Season)  
at Colorado..... 5-2 (2<sup>nd</sup> Season)  
vs. Texas A&M ..... 0-0



**TEXAS A&M  
AGGIES**

2021 TEAM RECORD: 1-0

2021 CONFERENCE RECORD: 0-0 (SEC)

RANKING: AP: 5 / Coaches: 5

LAST GAME: Sept. 4  
No. 6 Texas A&M 41, Kent State 10

HEAD COACH: Jimbo Fisher (Salem Univ. '90)  
Overall Record..... 110-33 (12<sup>th</sup> Season)  
at Texas A&M ..... 27-10 (4<sup>th</sup> Season)  
vs. Colorado..... 0-0

## WHAT TO WATCH FOR

- The Aggies take on Colorado for the 10th time in program history and first time since the 2009 season when both schools were members of the Big 12.
- Junior RB Isaiah Spiller, who ranked third in the SEC in yards per game (103.60) and total yards (1,036) last season, broke into the top 20 all-time at A&M in career rushing yards with the 11th 100-yard game of his career, tallying 113 yards in the season opener.
- Against the Golden Flashes, Spiller became the 21st Aggie to pass the 2,000-yard mark, upping his career total to 2,095 yards on the ground.
- Junior TE Jalen Wydermyer is 11 yards away from becoming the fourth A&M tight end in program history to tally 1,000 receiving yards, entering the week with 989 yards.
- Wydermyer's 12 career touchdown catches are the most by a tight end at A&M, and his next TD reception will move him into the top 10 among all players in program history.
- Junior WR Ainias Smith needs 88 receiving yards to hit the 1,000-yard plateau and is 192 all-purpose yards away from 2,000 for his career ... Two touchdowns will move Smith into the top 10 on A&M's all-time career receiving TDs list.
- The Aggies return 12 of their top 15 tacklers from 2020's top-10 defense, nine being starters, which is the most returning starters on an A&M top-10 defense since the 1986 season.
- Graduate DB Myles Jones cracked the top 10 on A&M's and the SEC's career passes defended lists last season, sitting at 10th all-time at A&M and eighth in SEC history with 28 breakups to-date.

## QUICK HITS

- In the season opener, A&M's triple threat of sophomore RB Devon Achane, junior RB Isaiah Spiller and junior WR Ainias Smith gave the Aggies two 100-yard rushers and one 100-yard receiver in a game for the first time since 2017 when Kellen Mond (109 rush), Keith Ford (102 rush) and Christian Kirk (110 receiving) did the deed against Arkansas.
- The Aggies earned their ninth consecutive victory after knocking off Kent State, which ties them for the second longest active win streak in the FBS.
- A&M posted the fourth-most yards of total offense in the country with 595 in the opener ... Showing its balance on offense, A&M was one of just two FBS schools to rush and pass for 290+ yards in week one action.
- Quick starts have been a harbinger of Aggie victories in the Jimbo Fisher era ... The Aggies are 20-4 when scoring first and a perfect 19-0 when leading after the first quarter.
- Texas A&M continued its trend of dominating time of possession, controlling the ball for 35:10 for a 10-minute time of possession advantage against Kent State ... In the Jimbo Fisher era, the Aggies have ranked No. 3 in 2018 (34:27), No. 11 in 2019 (33:06) and No. 3 in 2020 (34:48) in time of possession.
- A&M had one of its most impressive seasons in program history in 2020, making its first appearance in a New Year's 6 bowl game and boasting a No. 4 ranking in both the AP and Coaches polls by season's end.
- The defending Orange Bowl Champs posted a 9-1 mark on the year for the highest winning percentage (.900) since going undefeated (10-0-1, .955) in 1994.

# 2021 SCHEDULE BREAKDOWN

	<b>KENT STATE</b> Sept. 4   7 p.m. Kyle Field, Bryan-College Station, Texas W, 41-10   TV: ESPNU	The Aggies racked up 595 yards of total offense in their fourth-straight season-opening victory ... I.Spiller and D. Achane each tallied over 100 yards on the ground, while A. Smith added 100 receiving yards ... A. Hansford led the defense with 8 tackles, while the team tallied 5.0 sacks.
	<b>at Colorado</b> Sept. 11   2:30 p.m. Empower Field at Mile High, Denver, Colo. TV: Fox	<b>Series Record:</b> Colorado leads, 6-3 The Aggies and Buffaloes were founding members of the Big 12, will be meeting for the 2nd time as non-conference opponents. CU upset the Aggies, 29-21, in Boulder in 1995 prior to the formation of the Big 12 ... Texas A&M is seeking its second win in the state of Colorado, the Aggies earned a 16-10 decision in Boulder on their way to a Big 12 South title in 1997.
	<b>NEW MEXICO</b> Sept. 18   11 a.m. Kyle Field, Bryan-College Station, Texas TV: SEC Network	<b>Series Record:</b> A&M leads, 4-0
	<b>vs. Arkansas</b> Sept. 25   TBA AT&T Stadium, Arlington, Texas TV: TBA	<b>Series Record:</b> Arkansas leads, 41-33-3
	<b>MISSISSIPPI STATE</b> Oct. 2   TBA Kyle Field, Bryan-College Station, Texas TV: TBA	<b>Series Record:</b> Series tied 7-7
	<b>ALABAMA</b> Oct. 9   TBA Kyle Field, Bryan-College Station, Texas TV: TBA	<b>Series Record:</b> Alabama leads, 11-2
	<b>at Missouri</b> Oct. 16   TBA Memorial Stadium, Columbia, Mo. TV: TBA	<b>Series Record:</b> A&M leads, 8-7
	<b>SOUTH CAROLINA</b> Oct. 23   TBA Kyle Field, Bryan-College Station, Texas TV: TBA	<b>Series Record:</b> A&M leads, 7-0
	<b>AUBURN</b> Nov. 6   TBA Kyle Field, Bryan-College Station, Texas TV: TBA	<b>Series Record:</b> A&M leads, 6-5
	<b>at Ole Miss</b> Nov. 13   TBA Vaughn-Hemingway Stadium, Oxford, Miss. TV: TBA	<b>Series Record:</b> A&M leads, 9-3
	<b>PRAIRIE VIEW A&amp;M</b> Nov. 20   TBA Kyle Field, Bryan-College Station, Texas TV: TBA	<b>Series Record:</b> A&M leads, 1-0
	<b>at LSU</b> Nov. 27   TBA Tiger Stadium, Baton Rouge, La. TV: TBA	<b>Series Record:</b> LSU leads, 34-22-3



## SETTING THE SCENE:

### TEXAS A&M AT COLORADO

**KICKOFF:** 2:30 p.m. CT

**SITE:** Empower Field at Mile High (cap. 76,125)  
Denver, Colorado

### RANKINGS:

Texas A&M: 5 (AP) | 5 (Coaches)  
Colorado: NR (AP) | NR (Coaches)

### TELEVISION:

**FOX** (National)  
Joe Davis play-by-play  
Brock Huard, analyst

### RADIO:

**Sirius:** 135    **XM:** 191    **Internet:** 962

### Texas A&M Radio Network (Regional)

The Texas A&M Radio Network provides coverage via nearly 60 stations across the state of Texas. For a complete list of affiliates, please go to 12thMan.com.

*Andrew Monaco, play-by-play*  
*Dave Elmendorf, analyst*  
*Will Johnson, sideline*

### Texas A&M Spanish Network (Regional)

Texas A&M's Spanish broadcast can be heard on KLAT 1010 AM in Houston and locally on KNDE-3 102.7 FM.

*Michel Gonzalez, play-by-play*  
*Pedro Luna, play-by-play/analyst*  
*Alejandra Dorbecker, analyst*

### SERIES vs. COLORADO

#### Colorado leads 6-3 (last five meetings)

11/7/2009	Boulder	L, 34-35
11/1/2008	College Station	W, 24-17
10/8/2005	Boulder	L, 20-41
10/23/2004	College Station	W, 29-26 (ot)
10/13/2001	Boulder	L, 21-31



### BRYAN-COLLEGE STATION IS THE HOME OF TEXAS A&M ...

On August 20, 2020 the Texas A&M Board of Regents voted and approved the use of "Bryan-College Station" as the home of Texas A&M University. "Bryan-College Station" should be used to reference all sporting events, academic events, press releases, marketing collateral, letterhead, and other representations of Texas A&M University and The Texas A&M University System where a specific postal address is not required.

Aggieland has grown beyond the boundaries of any one municipality. College Station is known as the "Home of Texas A&M University", but the City of College Station and the City of Bryan have had an entwined history since the City of College Station was incorporated in 1938. Bryan and Texas A&M University's historical ties go back to 1871, when Bryan was incorporated and the Texas Legislature established the Agricultural and Mechanical College of Texas.

The former Bryan Air Force Base was operated as the Texas A&M University Research and Extension Center for a quarter of a century before being designated as the Texas A&M University Riverside Campus in 1988, and the Texas A&M University Riverside Campus grew into the Texas A&M University Research Annex before transforming into the RELLIS Campus in 2016. The RELLIS Campus is home to Texas A&M University System entities including ten regional universities, the Texas A&M Engineering Extension Service (TEEX), the Texas A&M Engineering Experiment Station (TEES) and the Texas A&M Transportation Institute (TTI). In 2007, the City of Bryan gifted more than 200 acres to the Texas A&M University Health Science Center.

Recognizing that over the past decade, Texas A&M University and the Texas A&M University System have expanded into the City of Bryan with seven Texas A&M University System colleges, ten Texas A&M University System universities and multiple Texas A&M University System state agencies on more than 2,200 acres with more than \$1 billion in investment, the Board of Regents voted to recognize the long history and partnership between the City of Bryan, the City of College Station and both Texas A&M University and The Texas A&M University System.

## A&M RECORD WATCH

### CAREER RUSHING YARDS

14	Leeland McElroy (1993-95)	2,442
15	Bob Smith (1949-51)	2,415
16	Jorvorskie Lane (2005-08)	2,193
17	Johnny Manziel (QB) (2012-13)	2,169
18	Isaiah Spiller (2019-p)	2,095
	Bucky Richardson (QB) (1987-91)	2,095

### CAREER RUSHES

20	Tra Carson (2013-15)	428
21	Reggie McNeal (QB) (2002-05)	411
22	David Walker (1973-77)	407
23	Stephen McGee (QB) (2005-08)	387
24	Isaiah Spiller (2019-p)	379

### CAREER RECEIVING TOUCHDOWNS

7	Mike Evans (2012-13)	17
8	Malcome Kennedy (2011-14)	15
9	Toney Harrison (1990-93)	14
10	Albert Connell (1995-96)	13
11	Jalen Wydermyer (2019-p)	12
	Chad Schroeder (2003-06)	12
13	Ainias Smith (2019-p)	11
	Quartney Davis (2017-19)	11
	Bethel Johnson (1999-02)	11
	Jeff Nelson (1982-85)	11
	Don Jones (1980-83)	11

### CAREER PASS BREAKUPS

5	Byron Jones (2001-04)	32
	Kevin Smith (1988-92)	32
7	Terrence Frederick (2008-11)	30
8	Dustin Harris (2009-12)	29
	Sammy Davis (1999-02)	29
10	Myles Jones (2017-p)	28
	Ray Mickens (1992-95)	28

### CAREER FIELD GOALS MADE

1	Randy Bullock (2008-11)	63-80
2	Kyle Bryant (1994-97)	60-85
3	Todd Pegram (2002-05)	56-75
	Tony Franklin (1975-78)	56-101
5	Seth Small (2018-p)	51-66
6	David Hardy (1979-82)	43-63

### CAREER PAT MADE

1	Randy Bullock (2008-11)	176-179
2	Kyle Bryant (1994-97)	145-152
3	Todd Pegram (2002-05)	141-150
4	Terry Venetoulis (1990-93)	139-144
5	Seth Small (2018-p)	132-133

## MILESTONES TO WATCH FOR

- Junior RB Isaiah Spiller needs 75 rushing yards to move into 17th on A&M's all-time career list and will pass Johnny Manziel.
- Junior TE Jalen Wydermyer needs one touchdown reception to move into the top 10 on A&M's career receiving TD's list ... Wydermyer's 12 career touchdown grabs is already a school record among tight ends.
- Wydermyer is also in need of 11 receiving yards to hit the century mark for his career, entering the week with 989.
- Junior WR Ainias Smith needs 88 receiving yards to hit the 1,000-yard plateau and is 192 all-purpose yards away from 2,000 for his career ... Two touchdowns will move Smith into the top 10 on A&M's all-time career receiving TDs list.
- Graduate DB Myles Jones is climbing A&M's career pass breakups list with 28 to-date, and needs just one PBU to move into a tie for eighth all-time with Dustin Harris (09-12) and Sammy Davis (99-02) ... Jones' PBU career total is also good for eighth on the SEC's all-time list.
- Senior Jayden Peevy is in need of just four tackles to reach 100 for his career, tallying 96 takedowns to date.
- Senior PLK Seth Small needs 15 points to become the fifth Aggie and fourth placekicker to score 300-or-more points in a career.

## THREE-HEADED MONSTER

- Juniors WR Ainias Smith and RB Isaiah Spiller, along with sophomore RB Devon Achane have become a reliable and unstoppable force for the Aggies ... The trio combined to score 24 of A&M's 41 total touchdowns last season.
- The trio led the offense in week one with Achane and Spiller racking up 124 and 113 rushing yards, respectively and Smith adding 100 receiving yards ... Achane and Smith also each made a pair of trips to the end zone in the victory.
- Spiller was A&M's most consistent performer in the backfield last season and finished the year third in the SEC in rushing ... He averaged 103.6 yards per game and scored at least one touchdown in six of A&M's eight straight victories to close out the season.
- Spiller was a Doak Walker Award semifinalist in 2020 after tallying six 100-yard games through an all-SEC regular season ... He rushed for 15-plus yards on 32 occasions last year, which is the most among all returning SEC running backs.
- Smith will still be utilized in the backfield, despite making the move back to receiver in the offseason ... He flexed his versatility last year as he led the Aggies with 10 total touchdowns, six through the air and four on the ground.
- Smith is already the only player in school history with 200+ career yards in rushing (347), receiving (812), punt return (265) and kick return (257) ... The rarity has only been achieved by 14 SEC players, including notables like Carnell "Cadillac" Williams of Auburn, Randall Cobb of Kentucky and Chris Rainey of Florida.
- Achane was second on the team and second among SEC freshman RBs with 364 rushing yards on the season, scoring four times on the ground and once through the air ... His biggest performance of the year earned him Orange Bowl MVP honors after tallying 140 yards on 12 carries, making two trips to the end zone.

- Smith and Achane are the only players on the roster to have scored a rushing and receiving touchdown in the same game in their career ... Smith did so against Arkansas and at Tennessee last season, while Achane hauled in a 52-yard bomb and used a 3-yard run to return to the end zone on the very next drive at South Carolina.

## WYDERMYER SETTING THE STANDARD

- Junior TE Jalen Wydermyer continues to set the bar for A&M tight ends, as his 12 career TD receptions are the most in program history by a tight end ... Wydermyer is 11 receiving yards away from 1,000 in his career, as he looks to become the fourth Aggie TE to eclipse the century mark in the category.
- Wydermyer scored six touchdowns in each of his first two seasons, the second-most in a season by a tight end in program history ... He continues to chase Jace Sternberger's 10 TD receptions in 2018.
- Last year, Wydermyer was the Aggies' leader with 29 catches for first downs ... He also led the team with 14 catches for first downs on third-down plays.
- The Mackey Award finalist did the most damage in the Aggies' two games vs. top-five opponents last season, tallying a combined 13 receptions for 135 yards against No. 2 Alabama and No. 4 Florida.

## GREEN ANCHORS O-LINE

- Junior OL Kenyon Green is in his third year as a starter and first as a veteran leader on a young offensive line as the Aggies look to replace four multi-year starters.
- Green, a consensus All-American and 2020 Outland Trophy Semifinalist, has made 24 consecutive starts, which stands as the most on the current roster.
- In the season opener, Green, who was named SEC Offensive Lineman of the Week for his efforts in the game, was joined by freshmen Bryce Foster and Aki Ogunbiyi, along with sophomore Layden Robinson and Tennessee transfer Jahmir Johnson, all making their first starts at A&M ... The youthful unit cleared the way for a pair of 100-yard rushers and helped A&M tally 595 yards of total offense, good for fifth in the nation through week one.
- Last season, A&M became the first school in the last 10 years to lead the SEC in sacks allowed (0.7), tackles for loss allowed (3.8) and yards per carry (5.45) in the same season.

## ACHANE SHOWS HIS SPEED

- Sophomore RB Devon Achane wasted no time settling into his second season in Aggieland, picking up where he left off after last season's Orange Bowl MVP performance ... Against Kent State, Achane rushed for his second consecutive 100-yard game (127), with both games featuring a 60-plus yard sprint for a touchdown.
- Through nine career games, the two-sport standout is averaging 8.9 yards per carry and has scored six touchdowns on just 55 carries. Achane averages a rushing touchdown every nine carries for his career.
- The talented sophomore also runs track for the Aggies, already receiving NCAA All-America selections in the 100m, 200m and 4x100m relay. In his first season, Achane clocked the 11th fastest time in A&M history in the 200m (20.31), along with a 10.22 100m.



PRESEASON AWARDS

KENYON GREEN - JR - OL

Walter Camp Preseason All-America First Team  
Athlon Sports Preseason All-America First Team  
Outland Trophy Preseason Watch List  
Lombardi Award Preseason Watch List  
Preseason AP All-America First Team  
Phil Steele Preseason All-SEC First Team  
Media Preseason All-SEC First Team  
Coaches' Preseason All-SEC First Team

DEMARVIN LEAL - JR - DL

Walter Camp Preseason All-America First Team  
Athlon Sports Preseason All-America First Team  
Bednarik Award Preseason Watch List  
Nagurski Trophy Preseason Watch List  
Walter Camp Player of the Year Preseason Watch List  
Lombardi Award Preseason Watch List  
Preseason AP All-America First Team  
Phil Steele Preseason All-SEC First Team  
Media Preseason All-SEC First Team  
Coaches' Preseason All-SEC Second Team

ISAIAH SPILLER - JR - RB

Athlon Sports Preseason All-America Third Team  
Maxwell Award Preseason Watch List  
Doak Walker Award Preseason Watch List  
Lombardi Award Preseason Watch List  
Preseason AP All-America Second Team  
Tyler Rose Award Preseason Watch List  
Phil Steele Preseason All-SEC First Team  
Media Preseason All-SEC First Team  
Coaches' Preseason All-SEC First Team

JALEN WYDERMYER - JR - TE

Walter Camp Preseason All-America Second Team  
Athlon Sports Preseason All-America Second Team  
Biletnikoff Award Preseason Watch List  
Mackey Award Preseason Watch List  
Preseason AP All-America Second Team  
Phil Steele Preseason All-SEC First Team  
Media Preseason All-SEC First Team  
Coaches' Preseason All-SEC First Team

AINIAS SMITH - JR - WR

Hornung Award Preseason Watch List  
Phil Steele Preseason All-SEC Second Team (WR)  
Phil Steele Preseason All-SEC Third Team (PR)  
Media Preseason All-SEC Second Team (RS)  
Media Preseason All-SEC Third Team (WR)  
Media Preseason All-SEC Third Team (AP)  
Coaches' Preseason All-SEC Second Team (RS)  
Coaches' Preseason All-SEC Third Team (WR)

NIK CONSTANTINOU - SO - P

Ray Guy Award Preseason Watch List  
Phil Steele Preseason All-SEC Fourth Team

MCKINLEY JACKSON - SO - DL

Outland Trophy Preseason Watch List  
Phil Steele Preseason All-SEC Second Team

LEON O'NEAL JR. - SR - DB

Phil Steele Preseason All-SEC Third Team  
Coaches' Preseason All-SEC Third Team

JAYDEN PEEVY - SR - DL

Media Preseason All-SEC Third Team  
Coaches' Preseason All-SEC Third Team

KELDRICK CARPER - GR - DB

Wuerffel Trophy Preseason Watch List

CALEB CHAPMAN - JR - WR

Phil Steele Preseason All-SEC Fourth Team

CONNOR CHOATE - JR - DS

Phil Steele Preseason All-SEC Second Team

AARON HANSFORD - GR - LB

Butkus Award Preseason Watch List

JAHMIR JOHNSON - GR - OL

Phil Steele Preseason All-SEC Fourth Team

MYLES JONES - GR - DB

Phil Steele Preseason All-SEC Fourth Team

SWISS ARMY KNIFE

- Junior WR Ainiias Smith has been called a “Swiss Army Knife” by head coach Jimbo Fisher because of his do-it-all ability on the field ... He’s already the only player in Texas A&M history to gain 250+ yards as a receiver, rusher, punt returner and kickoff returner.
- Smith is one of 10 players in SEC history to reach the 250-yard plateau in receiving, rushing and punt and kick return yards ... Smith is one of three SEC players to have accomplished the feat in the past decade.
- Smith is 88 receiving yards shy of becoming the third player in SEC history to gain 1,000 receiving yards while also gaining 250+ yards as a rusher and returner (punt and kickoff) ... The others are Kentucky’s Randall Cobb (2008-10) and LSU’s Skyler Green (2002-05).
- In the season opener against Kent State, Smith scored a pair of receiving touchdowns while chipping in 127 all-purpose yards (100 receiving, 16 rushing, 11 punt return).

TOP DEFENSE RETURNS

- Texas A&M returns nine starters on defense, including 12 of the team’s top 15 tacklers from the 2020 season, when the unit finished the year ranked No. 9 in the nation and led the SEC in total defense (317.3 yds/g).
- The Aggies boasted the No. 2 rushing defense in the country in 2020, allowing just 92.0 rushing yards per game on the year and limited the opposition to 50-or-fewer yards on the ground on four occasions.
- Texas A&M allowed just 56 first downs via the rush, which led the SEC and ranked fifth nationally among teams that played more than six games ... The Aggies only allowed their opponent a 20-yard rushing play eight times.
- The defense allowed just 29 rushes of 10+ yards, which ranked No. 2 in the SEC behind Georgia ... Only Texas A&M and Georgia gave up 30-or-fewer 10-yard runs in 2020.
- The Aggies also ranked as the second-best pass defense (225.3) in the league and finished the year at No.3 among SEC teams in scoring defense (21.7).
- For the first time since joining the SEC in 2012, Texas A&M finished better than No. 9 in all four defensive categories (total, rush, pass, score).

LEAL LOOKS TO LEAD DEFENSE

- Junior DL DeMarvin Leal has gained the reputation as one of the country’s most disruptive defenders after an impressive 2020 campaign.
- Leal has earned a number of preseason All-America first team and national watch list accolades entering the season after leading the Aggies in QB hurries (8) and finishing top-five on the team in tackles (37) a season ago.
- Leal is one of three returning starters on the defensive line and was a key contributor on one of the nation’s best defenses last season, as the Aggies boasted the No. 2 rush defense in the country and finished the year at No. 9 in total defense.
- Against No. 4 Florida, Leal recovered a fumble late in the fourth quarter that set up A&M’s game-winning drive and sparked the team’s eight-game win streak to close out the season.

HANSFORD’S JOURNEY TO STARTER

- Graduate LB Aaron Hansford started all nine games he played in last season and finished the year second on the team with 49 tackles, sitting only behind fellow linebacker and current Pittsburgh Steeler Buddy Johnson.
- Hansford was originally recruited to A&M as member of the receiving corps and made the transition to the defensive side of the ball as a junior after battling a pair of season-ending injuries in 2016 and 2018.
- For the second straight season Hansford led the charge on defense in the season opener as his eight takedowns against Kent State were a squad-best ... To start the 2020 season, Hansford set a new career mark with 11 tackles in the win over Vanderbilt.
- Hansford played in 13 games as a junior, making his first start at then-No. 1 LSU ... He made some of his biggest plays against big opponents, recording his first career sack against No. 1 Alabama for a 10-yard loss and had another for an 8-yard loss at No. 4 Georgia.

THE ELKO EFFECT

- After not finishing in the top 50 nationally in total defense for more than a decade, Mike Elko’s arrival in Aggieland as defensive coordinator in 2018 has coincided with consistent top-35 finishes, including a top-10 ranking in the 2020 final FBS total defense standings.
- Elko has produced top-50 defenses in each of the last nine years with multiple programs (Texas A&M, Notre Dame, Wake Forest, Bowling Green).
- The Aggies led the SEC in 2020 in total defense at 317.3 yards/game ... They finished the year second in the SEC in rushing defense (92.0) and pass defense (225.3), and third in scoring defense (21.7).
- For the first time since joining the SEC in 2012, Texas A&M finished better than No. 9 in all four defensive categories (total, rush, pass, score).
- Another way the Aggies have improved under Elko and with the style of play by head coach Jimbo Fisher is the dramatic drop in number of snaps faced per game by the defense ... Texas A&M’s defense was facing just 58.7 snaps/game in 2020, which is similar to the numbers from 2018 (60.4) and 2019 (64.8) ... Prior to Elko’s arrival in 2018, the Aggies faced 72.5 snaps in 2017 and a whopping 79.6 in 2016.

FIVE-YEAR AGGIE DEFENSE SNAPSHOT

Category	2016	2017	Elko Era (2018-present)		
			2018	2019	2020
<b>Total Defense</b>	441.8	408.5	348.4	340.2	317.3
National Rank	No. 90	No. 78	No. 32	No. 29	No. 9
<b>Rushing Defense</b>	191.8	170.9	95.2	130.7	92.00
National Rank	No. 80	No. 71	No. 3	No. 30	No. 2
<b>Yards per Rush</b>	4.4	4.2	3.2	4.1	3.3
National Rank	No. 63	No. 55	No. 8	No. 57	No. 12
<b>Scoring Defense</b>	24.5	30.7	25.3	22.5	21.7
National Rank	No. 39	No. 87	No. 47	No. 36	No. 28
<b>1st Downs Allowed</b>	23.5	19.7	17.0	19.2	17.5
National Rank	No. 107	No. 56	No. 16	No. 40	No. 12



## NEW FACES

- Eleven true freshmen saw the field in the season-opener against Kent State with Bryce Foster making the start at center.
- Of A&M's 5.0 sacks in the game 4.0 came from four freshmen ... DL Shemar Turner led the group with 1.5 sacks in the game.

## A WINNER

Head coach Jimbo Fisher, one of five active head coaches to win the national championship and ranks as the fourth-winningest active head coach in the Power 5.

### WINNINGEST P5 HEAD COACHES (BY PCT.)

(Minimum 5 seasons)

RK	HEAD COACH	YR.	REC.	PCT.
1.	Dabo Swinney, Clemson	14th	140-34-0	.805
2.	Nick Saban, Alabama	26th	257-65-1	.797
3.	Kirby Smart, Georgia	6th	53-14	.791
4.	<b>JIMBO FISHER, TEXAS A&amp;M</b>	<b>12th</b>	<b>110-33</b>	<b>.769</b>
5.	Brian Kelly, Notre Dame	32nd	252-95-2	.725

## AGGIE GRADS

- Eight Aggies on the 2021 roster have already earned their degree.
- At the recent August graduation ceremonies Aaron Hansford and Hezekiah Jones walked across the stage.
- In May 2021, Myles Jones, Galen Gallagher, Reinard Britz and Daniel Bushland all earned their A&M degrees.
- Keldrick Carper became an A&M graduate in May of 2020, and Micheal Clemons earned his degree in August of 2019.

## THE 12TH MAN

- Junior DS Connor Choate was named the 12th Man by head coach Jimbo Fisher on August 28, 2021.
- Choate has served as the team's primary deep snapper in each of his two seasons in Aggieland ... He earned the team's Special Teams Newcomer of the Year award in 2019 and the Special Teams Most Valuable Player award in 2020.
- Texas A&M's famous 12th Man tradition dates back to 1922 when student E. King Gill came out of the stands in the Dixie Classic in Dallas at the request of legendary head coach Dana X. Bible because of injuries to his football team ... Gill never entered the game but "stood ready" in the Aggies' 22-14 win over the powerhouse Centre College Praying Colonels.
- In honor of the tradition, the Texas A&M student body "stands ready" to show their support of their team on the field.
- The 12th Man Kickoff Team tradition was started in 1983 by then-head coach Jackie Sherrill after being inspired by watching students build the famous Aggie Bonfire. "I knew that I could find, out of 40-some-odd thousand students, 11 guys that would cover kickoffs, but have no regard for their body and be tough as nails," Sherrill said. (Source: MyAggieNation.com) Beginning in 1991, a single 12th Man was chosen to represent the study body on the kickoff unit.

## 12TH MAN STARTS


NAME	GAMES	SEASONS
Sam Moeller	39	2012-15
Cullen Gillaspia	39	2016-18
Nick Lamantia	30	2006-08
John Ray	23	2004-05
Braden White	22	2016-20
C.J. Jones	21	2010-12
Eric Stanford	17	1999-01

## FAMILY TIES

### FATHER / SON



**G Guerrieri**  
Longtime Texas A&M soccer head coach




**Alan Guerrieri**  
RS sophomore P/K



**Bruce Matthews**  
NFL Hall of Famer



**Luke Matthews**  
Starting Center



**Muhsin Muhammad**  
11-year NFL career  
2004 NFL All Pro



**Moose Muhammad**  
Freshman WR




**Terry Price**  
Letterman 1986-89  
Chicago Bears 1990



**Devin Price**  
Sophomore WR



**Fred Spiller**  
Letterman 2000



**Isaiah Spiller**  
Starting RB

### BROTHERS




**Kevin Matthews**  
Letterman 2006-09  
3-year NFL career



**Luke Matthews**  
Second-team Center



**Jake Matthews**  
Letterman 2010-13  
Atlanta starting OT



**Mike Matthews**  
Letterman 2012-15



# JIMBO FISHER

## TEXAS A&M HEAD FOOTBALL COACH

Years at TAMU:	4th (hired Dec. 4, 2017)
Coaching Record:	27-10 at Texas A&M / 110-33 overall (12th season)
Birthdate:	Oct. 9, 1965
Hometown:	Clarksburg, W.V.
Wife:	Courtney
Children:	Trey, Ethan and Keller (stepson)
High School:	Liberty High School, Clarksburg, W.V.
College:	Salem College, 1990

- Jimbo Fisher is one of five active coaches to have won a National Championship.
- Fisher was hired at Texas A&M on Dec. 4, 2017 after eight successful seasons at Florida State, which included the 2013 BCS National Championship.
- In his eight seasons in Tallahassee, Fisher established himself as one of the elite coaches in college football. He led the Seminoles to an 83-23 record, winning three Atlantic Coast Conference championships, four Atlantic Division titles and five bowl games.
- Fifteen of Fisher's student-athletes have earned consensus All-America honors with quarterback Jameis Winston winning the Heisman Trophy in 2013.
- Fisher has seen 144 of his student-athletes graduate, and NFL teams drafted 64 of his players, including 22 first- or second-round selections.
- The Seminoles set a modern-day NFL draft record with 29 players selected over a three-year period (2013-15), and Fisher had a first-round NFL draft choice every year he was head coach at FSU.
- The 2013 Rawlings College Football Coach of the Year, Fisher has twice been a finalist for the Eddie Robinson Coach of the Year Award (2013, 2014) and was a finalist for the Paul "Bear" Bryant Coach of the Year Award in 2014.
- Fisher has been active in the community through his foundation, Kidz1stFund. The non-profit was founded in 2011 to raise awareness and funds to find a cure for Fanconi anemia, a rare blood disorder that affects thousands, including Fisher's youngest son, Ethan.
- Fisher's oldest son, Trey, is a freshman quarterback at UT-Martin.
- Fisher played quarterback at Salem College for Terry Bowden for three seasons and followed Bowden to Samford for his final season. Fisher became NCAA Division III's national player of the year in 1987 and earned induction into Samford's Hall of Fame.



# THE FISHER RECORD

## 2010

### FLORIDA STATE

(10-4 • 6-2 ACC/1st in Atlantic)

#### SEPTEMBER

4	W	59-6	Samford
11	L	17-47	* at #10 Oklahoma
18	W	34-10	BYU
25	W	31-0	* Wake Forest

#### OCTOBER

2	W	34-10	* at Virginia
9	W	45-17	* at #13 Miami (Fla.)
16	W	24-19	* Boston College
28	L	24-28	* at North Carolina State

#### NOVEMBER

6	L	35-37	* North Carolina
13	W	16-13	* Clemson
20	W	30-16	* at Maryland
27	W	31-7	* Florida

#### DECEMBER

4	L	33-44	vs. #12 Virginia Tech
ACC Championship Game - Charlotte, N.C.			
31	W	26-17	vs. #19 South Carolina
Chick-fil-A Bowl - Atlanta, Ga.			

## 2011

### FLORIDA STATE

(9-4 • 5-3 ACC/2nd in Atlantic)

#### SEPTEMBER

3	W	34-0	Louisiana-Monroe
10	W	62-10	Charleston Southern
17	L	13-23	#1 Oklahoma
24	L	30-35	* at #21 Clemson

#### OCTOBER

8	L	30-35	* at Wake Forest
15	W	41-16	* at Duke
22	W	41-16	* Maryland
29	W	34-0	* North Carolina State

#### NOVEMBER

3	W	38-7	* at Boston College
12	W	23-19	* at Miami (Fla.)
19	L	13-14	* Virginia
26	W	21-7	at Florida

#### DECEMBER

29	W	18-14	vs. Notre Dame
Champs Sports Bowl - Orlando, Fla.			

## 2012

### FLORIDA STATE

(12-2 • 7-1 ACC/1st in Atlantic • ACC Champions)

#### SEPTEMBER

1	W	69-3	Murray State
8	W	55-0	Savannah State
15	W	52-0	* Wake Forest
22	W	49-37	* #10 Clemson
29	W	30-17	at South Florida

#### OCTOBER

6	L	16-17	* at North Carolina State
13	W	51-7	* Boston College
20	W	33-20	* at Miami (Fla.)
27	W	48-7	* Duke

#### NOVEMBER

8	W	28-22	* at Virginia Tech
17	W	41-14	* at Maryland
24	L	26-37	at #6 Florida

#### DECEMBER

1	W	21-15	vs. Georgia Tech
ACC Championship Game - Charlotte, N.C.			

#### JANUARY

1	W	30-10	vs. #16 Northern Illinois
Orange Bowl - Miami, Fla.			

## 2013

### FLORIDA STATE

(14-0 • 8-0 ACC/1st in West)

ACC Champions • National Champions

#### SEPTEMBER

2	W	41-13	* at Pitt
14	W	62-7	Nevada
21	W	54-6	Bethune-Cookman
28	W	48-34	* at Boston College

#### OCTOBER

5	W	63-0	* #25 Maryland
19	W	51-14	* at #3 Clemson
26	W	49-17	* North Carolina State

#### NOVEMBER

2	W	41-14	* #7 Miami
9	W	59-3	* at Wake Forest
16	W	59-3	* Syracuse
23	W	80-14	Idaho
30	W	37-7	at Florida

#### DECEMBER

7	W	45-7	vs. #20 Duke
ACC Championship Game - Charlotte, N.C.			

#### JANUARY

6	W	34-31	vs. #2 Auburn
BCS National Championship Game - Pasadena, Calif.			

## 2014

### FLORIDA STATE

(13-1 • 8-0 ACC/1st in Atlantic • ACC Champions)

#### AUGUST

30	W	37-31	vs. Oklahoma State
AT&T Stadium, Arlington, Texas			

#### SEPTEMBER

6	W	37-12	The Citadel
20	W	23-17	* #22 Clemson (OT)
27	W	56-41	* North Carolina State

#### OCTOBER

4	W	43-3	* Wake Forest
11	W	38-20	* Syracuse
18	W	31-27	#5 Notre Dame
30	W	42-31	* Louisville

#### NOVEMBER

8	W	34-20	* Virginia
15	W	30-26	* Miami (Fla.)
22	W	20-17	* Boston College
29	W	24-19	Florida

#### DECEMBER

6	W	37-35	vs. #12 Georgia Tech
ACC Championship Game - Charlotte, N.C.			

#### JANUARY

1	L	20-59	vs. #3 Oregon
Rose Bowl; CFP Semifinal - Pasadena, Calif.			

## 2015

### FLORIDA STATE

(10-3 • 6-2 ACC/2nd in Atlantic)

#### SEPTEMBER

5	W	59-16	Texas State
12	W	34-14	South Florida
18	W	14-0	* at Boston College

#### OCTOBER

3	W	24-16	* at Wake Forest
10	W	29-24	* Miami (Fla.)
17	W	41-21	* Louisville
24	L	16-22	* at Georgia Tech
31	W	45-21	* Syracuse

#### NOVEMBER

7	L	13-23	* at #3 Clemson
14	W	34-17	* North Carolina State
21	W	52-13	Chattanooga
28	W	27-2	at #10 Florida

#### DECEMBER

31	L	24-38	vs. #14 Houston
Peach Bowl - Atlanta, Ga.			

## 2016

### FLORIDA STATE

(10-3 • 5-3 ACC/3rd in Atlantic)

#### SEPTEMBER

5	W	45-34	vs. #11 Ole Miss
Camping World Stadium, Orlando, Fla.			
10	W	52-8	Charleston Southern
17	L	20-63	* at #10 Louisville
24	W	55-35	at South Florida

#### OCTOBER

1	L	35-37	* North Carolina
8	W	20-19	* at #10 Miami
15	W	17-6	* Wake Forest
29	L	34-37	* #3 Clemson

#### NOVEMBER

5	W	24-20	* at North Carolina State
11	W	45-7	* Boston College
19	W	45-14	* at Syracuse
26	W	31-13	#13 Florida

#### DECEMBER

30	W	33-32	vs. #6 Michigan
Orange Bowl - Miami, Fla.			

## 2017

### FLORIDA STATE

(\*7-6 • 3-5 ACC/6th in Atlantic)

#### SEPTEMBER

2	L	24-7	vs. #1 Alabama
Mercedes-Benz Stadium, Atlanta, Ga.			

23	L	21-27	* North Carolina State
30	W	26-19	* at Wake Forest

#### OCTOBER

7	L	20-24	* #13 Miami (Fla.)
14	W	17-10	* at Duke
21	L	28-31	* Louisville
27	L	3-35	* at Boston College

#### NOVEMBER

4	W	27-24	* Syracuse
11	L	14-31	* at #4 Clemson
18	W	77-6	Delaware State
25	W	38-22	at Florida

#### DECEMBER

2	*W	42-10	Louisiana-Monroe
27	*W	42-13	vs. Southern Miss

*\* Independence Bowl - Shreveport, La.*

*\* -- Jimbo Fisher resigned as the FSU head coach on Dec. 1, 2017 and did not coach the Seminoles in their final two games. His overall record does not reflect the victories.*

## 2018

### TEXAS A&M

(9-4 • 5-3 SEC/2nd in West)

#### AUGUST

30	W	59-7	Northwestern State
----	---	------	--------------------

#### SEPTEMBER

8	L	26-28	#2 Clemson
15	W	48-10	Louisiana-Monroe
22	L	23-45	* at #1 Alabama
29	W	24-17	* vs Arkansas

*AT&T Stadium, Arlington, Texas*

#### OCTOBER

6	W	20-14	* #13 Kentucky
13	W	26-23	* at South Carolina
27	L	13-28	* at Mississippi State

#### NOVEMBER

3	L	24-28	* at Auburn
10	W	38-24	* Ole Miss
17	W	41-20	#25 UAB
24	W	74-72	* #8 LSU

#### DECEMBER

31	W	52-13	vs. NC State
Gator Bowl - Jacksonville, Fla.			

## 2019

### TEXAS A&M

(8-5 • 4-4 SEC/4th in West)

#### AUGUST

29	W	41-7	Texas State
----	---	------	-------------

#### SEPTEMBER

7	L	10-24	at #1 Clemson
14	W	62-3	Lamar
21	L	20-28	* #8 Auburn
28	W	31-27	* vs. Arkansas

*Southwest Classic - Arlington, Texas*

#### OCTOBER

12	L	28-47	* #1 Alabama
19	W	24-17	* at Ole Miss
26	W	49-30	* Mississippi State

#### NOVEMBER

2	W	45-14	UTSA
16	W	30-6	* South Carolina
23	L	13-19	at #4 Georgia
30	L	7-50	* at #1 LSU

#### DECEMBER

27	W	24-21	vs. #25 Oklahoma State
Academy Sports & Outdoors Texas Bowl - Houston, Texas			

## 2020

### TEXAS A&M

(9-1 • 8-1 SEC/2nd in West)

#### SEPTEMBER

26	W	17-12	* Vanderbilt
----	---	-------	--------------

#### OCTOBER

3	L	24-52	* at #2 Alabama
10	W	41-38	* #4 Florida
17	W	28-14	* at Mississippi State
31	W	42-31	* Arkansas

#### NOVEMBER

7	W	48-3	* at South Carolina
28	W	20-7	* LSU

#### DECEMBER

5	W	31-20	* at Auburn
19	W	34-13	* at Tennessee

#### JANUARY

2	W	41-27	vs. #13 North Carolina
Capital One Orange Bowl - Miami, Fla.			



# AGGIES IN THE NFL

(As of Sept. 6)

PLAYER	POS.	NFL TEAM
Bobby Brown III	DL	Los Angeles Rams
Quartney Davis+	WR	Indianapolis Colts
Tyrel Dodson	LB	Buffalo Bills
Jermaine Eluemunor	OL	Las Vegas Raiders
Mike Evans	WR	Tampa Bay Buccaneers
Deshazor Everett	DB	Washington Football Team
Myles Garrett	DL	Cleveland Browns
Cullen Gillaspia	RB	New York Giants
Carson Green *	OL	Houston Texans
Jared Hocker*	OL	Los Angeles Rams
Germain Ifedi	OL	Chicago Bears
Buddy Johnson	LB	Pittsburgh Steelers
Kingsley Keke	DL	Green Bay Packers
Christian Kirk	WR	Arizona Cardinals
Josh Lambo	PLK	Jacksonville Jaguars
Justin Madubuike	DL	Baltimore Ravens
Braden Mann	P	New York Jets
Jake Matthews	OL	Atlanta Falcons
Ryan McCollum*	OL	Houston Texans
Erik McCoy	OL	New Orleans Saints
Von Miller	LB	Denver Broncos
Kellen Mond	QB	Minnesota Vikings
Damontre Moore+	DL	Indianapolis Colts
Dan Moore Jr.	OL	Pittsburgh Steelers
Cedric Ogbuehi	OL	Seattle Seahawks
Josh Reynolds	WR	Tennessee Titans
Ricky Seals-Jones	TE	Washington Football Team
Jace Sternberger	TE	Green Bay Packers
Keaton Sutherland*	OL	Cincinnati Bengals
Ryan Tannehill	QB	Tennessee Titans
Armani Watts	DB	Kansas City Chiefs
Trayveon Williams*	RB	Cincinnati Bengals
Donovan Wilson	DB	Dallas Cowboys

+ - Injured Reserve

\* - Practice Squad

## AGGIES ON NFL COACHING STAFFS

Dennis Allen, New Orleans Saints (Defensive Coordinator)

Dan Campbell, Detroit Lions (Head Coach)

Kyle Caskey, Jacksonville Jaguars

Aaron Glenn, Detroit Lions (Defensive Coordinator)

Michael Hodges, New Orleans Saints (Linebackers)

Johnny Holland, San Francisco 49ers (Run Game Specialist/Linebackers)


Jerrold Johnson, Indianapolis Colts (Offensive Quality Control)

Klint Kubiak, Minnesota Vikings (Offensive Coordinator)

### STAFF:

Monty Gibson, Cleveland Browns (Asst. Strength &amp; Conditioning)

Larry Jackson, Cleveland Browns (Director of Strength &amp; Conditioning)



**VON MILLER**  
2016 Super Bowl MVP



**MYLES GARRETT**  
Texas A&M's first  
No. 1 overall  
NFL Draft pick



**MIKE EVANS**  
2020 Super Bowl Champ

## TEXAS A&M QUICK FACTS

**LOCATION:** Bryan-College Station, Texas 77842**FOUNDED:** 1876 (First classes)**ENROLLMENT:** 71,109 (fall 2020)**PRESIDENT:** M. Katherine Banks (Florida '82)**CHANCELLOR:** John Sharp (Texas A&M '72)**FACULTY REPRESENTATIVE:**

Dr. Paul Batista (Trinity '73)

**DIRECTOR OF ATHLETICS:**

Ross Bjork (Emporia State '85)

**ATHLETICS DEPT PHONE:** (979) 845-5129**CONFERENCE:** Southeastern**AFFILIATION:** NCAA Division I**NICKNAME:** Aggies**MASCOT:** Reveille (American Collie)**COLORS:** Maroon (Pantone 505) and White

## FOOTBALL QUICK FACTS

### HEAD COACH:

**JIMBO FISHER** (Salem University '90)

Years at Texas A&amp;M: 4th (27-10)

Years as head coach: 12th (110-33)

### ASSISTANT COACHES:

**DARRELL DICKEY**

Offensive Coordinator/Quarterbacks (Kansas State '83)

**MIKE ELKO**

Defensive Coordinator/Safeties (Penn '99)

**DAMEYUNE CRAIG**

Wide Receivers (Auburn '02)

**JAMES COLEY**

Tight Ends (Florida State '97)

**TOMMIE ROBINSON**

Running Backs (Troy '85)

**JOSH HENSON**

Offensive Line (Oklahoma State '98)

**TJ RUSHING**

Defensive Backs (Stanford '06)

**TYLER SANTUCCI**

Linebackers (Stony Brook '10)

**TERRY PRICE**

Defensive Ends (Texas A&amp;M '92)

**ELIJAH ROBINSON**

Defensive Line (Penn State '08)

**JERRY SCHMIDT**

Director of Athletic Performance (Nebraska '86)

## KYLE FIELD QUICK FACTS

**STADIUM:** Kyle Field**CAPACITY:** 102,733**LARGEST CROWD:** 110,633 (vs. Ole Miss, Oct. 11, 2014)**PLAYING SURFACE:** Natural grass**FIRST YEAR OF FOOTBALL:** 1905**STADIUM BUILT:** 1927 and 1929  
(Renovations complete for 2015 season)

## TEAM INFORMATION


**BASIC OFFENSE:** Pro**BASIC DEFENSE:** Multiple**2020 OVERALL RECORD:** 9-1**2020 SEC RECORD (FINISH):** 8-1 (2<sup>nd</sup> in SEC West)**2020 BOWL:** Orange Bowl (W, 41-27 vs. North Carolina)**2020 RANKING:** No. 4 (AP) | No. 4 (Coaches)

# TEXAS A&M COACHES SPEED CHART

## SIDELINE



**JIMBO FISHER**  
HEAD COACH



**DAMEYUNE CRAIG**  
WIDE RECEIVERS



**JAMES COLEY**  
TIGHT ENDS



**TOMMIE ROBINSON**  
RUNNING BACKS



**TJ RUSHING**  
DEFENSIVE BACKS



**JOSH HENSON**  
OFFENSIVE LINE



**TYLER SANTUCCI**  
LINEBACKERS



**TERRY PRICE**  
DEFENSIVE ENDS



**ELIJAH ROBINSON**  
DEFENSIVE LINE

## PRESS BOX



**DARRELL DICKEY**  
OFF. COORDINATOR/QBs



**MIKE ELKO**  
DEF. COORDINATOR/SAFETIES



**JERRY SCHMIDT**  
DIRECTOR OF ATHLETIC PERFORMANCE





## KYLE FIELD

- Home of the Aggies since 1905. Stadium built in 1927 and the horseshoe enclosed in 1929.
- Capacity: 102,733
- Stadium record crowd is 110,633 (A&M vs. Ole Miss, 10/11/2014).
- Kyle Field is named for former A&M Dean of Agriculture Edwin Jackson Kyle, who donated a 400 x 400-foot area of the southern edge of campus that had been assigned to him for horticultural experiments. It became the home of the Aggies.
- Texas A&M finished a \$485 million redevelopment of Kyle Field in time for the 2015 season that made the Home of the 12th Man the largest football stadium in the SEC and the state of Texas.
- Prior to 2020, Texas A&M led the SEC in home attendance three of the four prior seasons and ranked No. 5 in FBS in 2017.

Texas A&M ranked No. 4 nationally in home attendance in 2019 with an average of 101,608 per game and drew more than 600,000 fans to Kyle Field for the seventh consecutive year.

### KYLE FIELD RECORD CROWDS

110,633	Ole Miss (2014)	L, 35-20
106,749	Alabama (2019)	L, 47-28
106,248	Tennessee (2016)	W, 45-38 <sup>20T</sup>
105,829	LSU (2014)	L, 23-17
105,733	Alabama (2015)	L, 41-23
104,957	South Carolina (2019)	W, 30-6
104,892	Ole Miss (2016)	L, 29-28
104,794	Clemson (2018)	L, 28-26
104,756	Missouri (2014)	L, 34-27
104,728	Lamar (2014)	W, 73-3
104,625	Auburn (2015)	L, 26-10
104,455	Mississippi State (2015)	W, 30-17

### KYLE FIELD RECORD SEASON AVERAGES

1.	105,122	2014	630,735 / 6 games
2.	103,622	2015	725,354 / 7 games
3.	101,917	2016	713,418 / 7 games
4.	99,844	2018	698,908 / 7 games
5.	98,802	2017	691,612 / 7 games
6.	87,183	2011	610,283 / 7 games
7.	87,125	2013	697,003 / 8 games
8.	87,014	2012	522,083 / 6 games
9.	82,711	2001	496,268 / 6 games
10.	82,477	2010	577,338 / 7 games



# MEDIA SCHEDULE/INFORMATION

SUNDAY	MONDAY	TUESDAY	WEDNESDAY	THURSDAY	FRIDAY	SATURDAY
<u>No availability</u> All player interview requests for Monday's press conference must be submitted to <a href="mailto:acannon@athletics.tamu.edu">acannon@athletics.tamu.edu</a> by 11 a.m. on Sunday.	<u>Weekly Press Conference (Kyle Field Media Center)</u> 12 p.m.- 2 p.m.: <u>Players</u> 2 p.m.: <u>Coach Fisher</u> (Web stream available via <a href="http://12thMan.com">12thMan.com</a> )	<u>No availability</u>	<u>SEC Teleconference</u> Coach Fisher appears from 11:30-39 a.m.	<u>No availability</u>	<u>No availability</u> 12 midnight: <u>Midnight Yell Practice</u> Location: <u>Greek Amphitheatre at Civic Center Park</u> All media requests for Midnight Yell Practice should be directed to TAMU Marketing and Communication	2:30 p.m. Texas A&M at Colorado Denver, Colorado (Locker room is closed. Coaches and players will be brought to the media area for press conference.)

## CREDENTIALS

Media credentials should be requested by Wednesday of the game week via [www.sportssystem.com/clients/seccredentials](http://www.sportssystem.com/clients/seccredentials), and approved media members are required to fill out a symptom questionnaire prior to entering the stadium. Credentials can be picked up at Media Will Call at Entry 7 (east side of Kyle Field, near the northeast activation tower). Media Will Call opens three hours prior to game time. Media seating is limited, so credentials will be issued according to Texas A&M and the SEC credential guidelines, which can be found at [www.12thMan.com/media](http://www.12thMan.com/media).

## WEEKLY GAME NOTES

Media members wishing to receive the weekly game notes via e-mail can do so by e-mailing Rachel Perreault ([rperreault@athletics.tamu.edu](mailto:rperreault@athletics.tamu.edu)).

## PRACTICE

All practices are closed to the public and members of the media this season. Only the first 15-20 minutes of selected workouts were open for members of accredited media outlets.

## WEEKLY PRESS CONFERENCE

Texas A&M conducts a weekly press conference on Monday's at the Kyle Field Media Center. Coach Jimbo Fisher addresses the media promptly at 2 p.m. Player requests should be made to the athletics communications office no later than 11 a.m. on Sunday. This is the preferred time for all interviews to occur.

## SEC TELECONFERENCE

The 14 SEC coaches will be featured on a weekly teleconference each Wednesday from 10 a.m.-12:30 p.m. (CT) beginning September 23 and concluding November 30.

10:00 a.m.	Ed Orgeron, LSU
10:10 a.m.	Kirby Smart, Georgia
10:20 a.m.	Dan Mullen, Florida
10:30 a.m.	Clark Lea, Vanderbilt
10:40 a.m.	Nick Saban, Alabama
10:50 a.m.	Josh Heupel, Tennessee
11:00 a.m.	Sam Pittman, Arkansas
11:10 a.m.	Shane Beamer, South Carolina
11:20 a.m.	Lane Kiffin, Ole Miss
11:30 A.M.	JIMBO FISHER, TEXAS A&M
11:40 a.m.	Mark Stoops, Kentucky
11:50 a.m.	Mike Leach, Mississippi St.
12:00 p.m.	Eli Drinkwitz, Missouri
12:10 p.m.	Bryan Harsin, Auburn



## PRESS BOX

The main press box is now located at the 800 level on the east side of Kyle Field, or the side facing Houston Street, and can be accessed through the elevator at Entry 7 or Entry 9. The TV broadcast booths are located on the west side of the stadium.

## POSTGAME

At home games, post-game interviews with Texas A&M players and head coach Jimbo Fisher are conducted in a specially equipped interview room at the southeast corner of Kyle Field.

Alan Cannon (with binoculars) has overseen Texas A&M's football publicity since 1989.

## MEDIA WILL CALL

Media will call is located at Entry 7, on the east side of the stadium near the northeast activation tower.

## TEXAS A&M ATHLETICS COMMUNICATIONS

### ASSOCIATE AD

**ALAN CANNON**  
 (interview requests/credentials)  
 E-MAIL: [acannon@athletics.tamu.edu](mailto:acannon@athletics.tamu.edu)  
 CELL: (979) 777-4200

### ASSISTANT AD

**BRAD MARQUARDT**  
 E-MAIL: [bmarquardt@athletics.tamu.edu](mailto:bmarquardt@athletics.tamu.edu)  
 CELL: (979) 229-8651

### ASSISTANT DIRECTOR

**MATT CALLAWAY**  
 (stats/flip card)  
 E-MAIL: [mcallaway@athletics.tamu.edu](mailto:mcallaway@athletics.tamu.edu)  
 CELL: (713) 305-0815

### ASSISTANT DIRECTOR

**RACHEL PERREULT**  
 (game notes/game program)  
 E-MAIL: [rperreault@athletics.tamu.edu](mailto:rperreault@athletics.tamu.edu)  
 CELL: (603) 767-6492

### COMMUNICATIONS COORDINATOR

**MARISSA AVANZATO**  
 E-MAIL: [mavanzato@athletics.tamu.edu](mailto:mavanzato@athletics.tamu.edu)  
 OFFICE: (979) 845-5725

### SID MAILING ADDRESS

**TEXAS A&M**  
**ATHLETICS COMMUNICATIONS**  
 1228 TAMU  
 College Station, TX 77843-1228

### SID OVERNIGHT ADDRESS

**TEXAS A&M ATHLETICS**  
 Media Relations  
 756 Houston St.  
 College Station, TX 77843

# TEXAS A&M DEPTH CHART

## OFFENSE

<b>WR</b>	2	Chase Lane, 6-0, 190, So-2L, Houston, TX
	5	Jalen Preston, 6-2, 210, Jr-2L, Manvel, TX
	<or> 8	Yulkeith Brown, 5-10, 175, Fr-HS, Miami, FL
<b>LT</b>	58	Jahmir Johnson, 6-5, 300, Gr-TR, Philadelphia, PA
	<or> 76	Reuben Fatheree II, 6-8, 320, Fr-HS, Richmond, TX
<b>LG</b>	74	Aki Ogunbiyi, 6-4, 315, Fr-RS, Houston, TX
	70	Josh Bankhead, 6-5, 325, Fr-RS, The Woodlands, TX
<b>C</b>	75	Luke Matthews, 6-4, 320, Jr-1L, Missouri City, TX
	61	Bryce Foster, 6-5, 325, Fr-HS, Katy, TX
	<or> 77	Matthew Wykoff, 6-6, 330, Fr-HS, Magnolia, TX
<b>RG</b>	64	Layden Robinson, 6-4, 320, So-2L, Manvel, TX
	52	Smart Chibuzo, 6-4, 320, Fr-RS, Fresno, TX
	<or> 66	Jordan Spasojevic-Moko, 6-5, 340, So-TR, Brisbane, Australia
<b>RT</b>	55	<b>KENYON GREEN</b> , 6-4, 325, Jr-2L, Humble, TX
	53	Blake Trainor, 6-7, 330, So-2L, Hallsville, TX
	<or> 60	Trey Zuhn III, 6-6, 315, Fr-HS, Ft. Collins, CO
<b>TE</b>	85	<b>JALEN WYDERMYER</b> , 6-5, 255, Jr-2L, Dickinson, TX
	88	Baylor Cupp, 6-7, 240, So-SQ, Brock, TX
	<or> 42	Max Wright, 6-4, 260, Jr-3L, Katy, TX
<b>WR</b>	0	<b>AINIAS SMITH</b> , 5-10, 190, Jr-2L, Missouri City, TX
	7	Moose Muhammad III, 6-1, 195, Fr-1L, Charlotte, NC
<b>WR</b>	81	Caleb Chapman, 6-5, 200, Jr-2L, Friendswood, TX
	1	Demond Demas, 6-3, 180, Fr-1L, Tomball, TX
	9	Hezekiah Jones, 6-0, 180, Jr-2L, Stafford, TX
<b>QB</b>	13	Haynes King, 6-3, 200, Fr-1L, Longview, TX
	10	Zach Calzada, 6-4, 200, So-1L, Sugar Hill, GA
<b>RB</b>	28	<b>ISIAH SPILLER</b> , 6-1, 225, Jr-2L, Spring, TX
	6	Devon Achane, 5-9, 185, So-1L, Missouri City, TX

## DEFENSE

<b>DE</b>	3	<b>TYREE JOHNSON</b> , 6-4, 240, Sr-3L, Washington, DC
	18	Donnell Harris Jr., 6-3, 220, Fr-RS, Liberty City, FL
	37	Jahzion Harris, 6-3, 220, Fr-HS, Staten Island, NY
<b>DT</b>	8	<b>DEMARVIN LEAL</b> , 6-4, 290, Jr-2L, San Antonio, TX
	6	Adarious Jones, 6-4, 315, So-1L, Virginia Beach, VA
	<or> 93	Dallas Walker IV, 6-3, 325, Fr-RS, Nashville, TN
<b>DT</b>	92	<b>JAYDEN PEEVY</b> , 6-6, 310, Sr-4L, Bellaire, TX
	34	Isaiah Raikes, 6-1, 330, So-1L, Woodbury, NJ
	<or> 35	McKinnley Jackson, 6-2, 335, So-1L, Lucedale, MS
<b>DE</b>	2	Micheal Clemons, 6-5, 270, Gr-3L, Garland, TX
	10	Fadil Diggs, 6-5, 260, Fr-1L, East Camden, NJ
<b>WLB</b>	1	<b>AARON HANSFORD</b> , 6-3, 240, Gr-3L, Washington, D.C.
	45	Edgerrin Cooper, 6-2, 215, Fr-1L, Covington, LA
	<or> 24	Chris Russell Jr., 6-2, 240, Jr-2L, Dyersburg, TN
<b>MLB</b>	32	Andre White Jr., 6-3, 225, Jr-2L, Harrisburg, PA
	45	Edgerrin Cooper, 6-2, 215, Fr-1L, Covington, LA
	<or> 23	Tarian Lee Jr., 6-2, 245, So-1L, Tallahassee, FL
	<or> 22	Antonio Doyle Jr., 6-3, 250, So-1L, St. Louis, MO
<b>CB</b>	0	<b>MYLES JONES</b> , 6-4, 185, Gr-4L, Magnolia, TX
	16	Brian George, 6-2, 190, Sr-1L, South Bay, FL
	<or> 11	Deuce Harmon, 5-10, 200, Fr-HS, Corinth, TX
<b>CB</b>	17	<b>JAYLON JONES</b> , 6-2, 205, So-1L, Cibola, TX
	7	Tyreek Chappell, 5-11, 185, Fr-HS, Philadelphia, PA
	<or> 31	Dreyden Norwood, 6-0, 180, Fr-HS, Ft. Smith, AR
<b>SF</b>	9	<b>LEON O'NEAL JR.</b> , 6-1, 210, Sr-3L, Cypress, TX
	13	Brian Williams, 6-1, 215, Jr-2L, Dallas, TX
<b>SF</b>	26	<b>DEMANI RICHARDSON</b> , 6-1, 215, Jr-2L, Waxahachie, TX
	14	Keldrick Carper, 6-2, 200, Gr-4L, Plain Dealing, LA
	20	Jardin Gilbert, 6-1, 185, Fr-HS, Baton Rouge, LA
<b>NIC</b>	27	Antonio Johnson, 6-3, 200, So-1L, East St. Louis, IL
	4	Erick Young, 6-1, 205, Jr-2L, Richmond, TX
	<or> 11	Deuce Harmon, 5-10, 200, Fr-HS, Corinth, TX

## SPECIAL TEAMS

<b>PLK</b>	47	Seth Small, 5-11, 205, Sr-3L, Katy, TX
	<or> 36	Caden Davis, 6-3, 200, So-2L, Coppell, TX
<b>P</b>	95	Nik Constantinou, 6-0, 230, So-2L, Melbourne, Australia
	47	Seth Small, 5-11, 205, Sr-3L, Katy, TX
<b>SNP</b>	12	Connor Choate, 6-1, 200, Jr-2L, Coppell, TX
	48	Jacob Graham, 5-11, 206, Fr-RS, Houston, TX

<b>HOLD</b>	95	Nik Constantinou, 6-0, 220, So-2L, Melbourne, Australia
	13	Haynes King, 6-3, 200, Fr-1L, Longview, TX
<b>KR</b>	5	Jalen Preston, 6-2, 210, Jr-2L, Manvel, TX
	6	Devon Achane, 5-9, 185, So-1L, Houston, TX
<b>PR</b>	0	Ainias Smith, 5-10, 190, Jr-2L, Missouri City, TX
	7	Moose Muhammad III, 6-1, 195, Fr-1L, Charlotte, NC
	8	Yulkeith Brown, 5-10, 175, Fr-HS, Miami, FL

**BOLD CAPS** -- denotes 2020 starter

# PRONUNCIATION GUIDE

Audible pronunciations available on the online roster at 12thMan.com

DEVON ACHANE	DUH-von ay-CHAIN
TUNMISE ADELEYE	too-ME-see uh-DELL-ee-ay
Drake BHATIA	bot-EE-ah
YULKEITH Brown	YOU'll-keith
Zach CALZADA	cal-ZA-duh
Smart CHIBUZO	chi-BOO-zo
Nik CONSTANTINOU	con-stun-TEE-new
DEMOND DEMAS	DUH-mond DEE-mus
FADIL Diggs	UH-dell
KENYON Green	ken-yen
Alan GUERRIERI	guh-RARE-ee

JAHZION Harris	ja-ZION
DARVON Hubbard	DAR-von
DeMarvin LEAL	lee-AL
Justin MELLENBURCH	melon-BRUCK
BRAEDON Mowry	BRAY-dun
Tyler ONDRUSEK	on-DREW-sick
AKI OGUNBIYI	ACK-ee oh-GOON-bee
R.J. OREBO	oh-REE-bo
Jordan SPASOJEVIC-MOKO	SPAZ-o-vich MO-co
Jalen WYDERMYER	WHY-der-meyer

# TEXAS A&M ALPHABETICAL ROSTER

NO.	PLAYER	POS.	HT	WT	CL-EXP	HOMETOWN (HIGH SCHOOL/PREVIOUS SCHOOL)
54	Able, Connor	DS	6-3	215	Fr-HS	Houston, TX (Stratford)
6	Achane, Devon	RB	5-9	185	So-1L	Missouri City, TX (Ft. Bend Marshall)
30	Adeleye, Tunmise	DL	6-4	295	Fr-HS	Katy, TX (Tompkins)
70	Bankhead, Josh	OL	6-5	325	Fr-RS	The Woodlands, TX (College Park)
94	Bhatia, Drake	PLK	5-7	150	Fr-RS	Houston, TX (Episcopal)
19	Bond, Randy	PLK	5-10	190	Fr-RS	Plano, TX (West)
23	Bost, Blake	QB	6-2	195	Fr-HS	Port Neches, TX (Groves)
31	Britz, Reinard	QB	6-3	190	Jr-SQ	Conroe, TX (Oak Ridge)
8	Brown, Yulkeith	WR	5-10	175	Fr-HS	Miami, FL (Central)
38	Bulthuis, Tyler	DB	5-8	180	Jr-SQ	Mission, TX (Sharyland Pioneer)
91	Burris Jr., Marcus	DL	6-4	285	Fr-HS	Texarkana, TX (Pleasant Grove)
29	Bushland, Daniel	WR	6-0	190	Gr-SQ	Austin, TX (St. Michael's Catholic Academy)
10	Calzada, Zach	QB	6-4	210	So-1L	Sugar Hill, GA (Lanier)
83	Campbell, Ryan	WR	6-2	185	So-SQ	New Orleans, LA (Mesquite Horn)
14	Carper, Keldrick	DB	6-2	200	Gr-3L	Plain Dealing, LA (Plain Dealing)
81	Chapman, Caleb	WR	6-5	200	Jr-2L	Friendswood, TX (Clear Brook)
7	Chappell, Tyreek	DB	5-11	185	Fr-HS	Philadelphia, PA (Northeast)
52	Chibuzo, Smart	OL	6-4	320	Fr-RS	Fresno, TX (Hightower)
12	Choate, Connor	DS	6-1	200	Jr-2L	Coppell, TX (Coppell)
2	Clemons, Micheal	DL	6-5	270	Gr-3L	Garland, TX (Sachse/Cisco (TX) JC)
95	Constantinou, Nik	P	6-3	230	So-2L	Melbourne, Australia (Penleigh & Essendon)
20	Cook, Connor	RB	6-0	200	So-SQ	Salado, TX (Salado)
45	Cooper, Edgerrin	LB	6-3	220	Fr-1L	Covington, LA (Covington)
87	Crownover, Dametrius	ATH	6-6	295	Fr-HS	Grandview, TX (Grandview)
24	Crownover, Earnest	RB	6-3	220	So-1L	Grandview, TX (Grandview/Kilgore JC)
88	Cupp, Baylor	TE	6-7	245	So-SQ	Brock, TX (Brock)
18	Daniel, Zach	QB	6-0	185	So-TR	Houston, TX (Kinkaid/Hawaii)
4	Daniels, Amari	RB	5-8	200	Fr-HS	Miami, FL (Central)
36	Davis, Caden	PLK	6-3	200	So-2L	Coppell, TX (Coppell)
1	Demas, Demand	WR	6-3	180	Fr-1L	Tomball, TX (Tomball)
10	Diggs, Fadil	DL	6-5	260	Fr-1L	East Camden, NJ (Woodrow Wilson)
22	Doyle Jr., Antonio	LB	6-3	235	So-1L	St. Louis, MO (Lutheran North)
76	Fatheree II, Reuben	OL	6-8	320	Fr-HS	Richmond, TX (Foster)
81	Fitzgerald, Kyle	DB	6-4	200	Jr-SQ	San Antonio, TX (Brandeis)
61	Foster, Bryce	OL	6-5	325	Fr-HS	Katy, TX (Taylor)
67	Gallagher, Galen	OL	6-4	300	Gr-1L	Orange Grove, TX (Orange Grove)
39	Garcia, Cade	DB	5-8	185	Jr-TR	Ft. Worth, TX (Christian/Tarrant CC)
82	Garza, Fernando	TE	6-5	245	Fr-HS	Katy, TX (Katy)
16	George, Brian	DB	6-2	190	Sr-1L	South Bay, FL (Glades Central/Highland (KS) CC)
20	Gilbert, Jardin	DB	6-1	185	Fr-HS	Baton Rouge, LA (University)
48	Graham, Jacob	FB/DS	5-11	220	Fr-RS	Houston, TX (Memorial)
55	Green, Kenyon	OL	6-4	325	Jr-2L	Humble, TX (Atascocita)
38	Guerrieri, Alan	P/K	6-0	205	So-SQ	College Station, TX (College Station)
1	Hansford, Aaron	LB	6-3	240	Gr-3L	Washington, D.C. (St. John's College)
11	Harmon, Deuce	DB	5-10	200	Fr-HS	Corinth, TX (Denton Guyer)
18	Harris Jr., Donell	DL	6-3	220	Fr-RS	Liberty City, FL (Gulliver Prep)
37	Harris, Jahzion	DL	6-4	220	Fr-HS	Staten Island, NY (Erasmus Hall)
21	Hubbard, Darvon	RB	6-0	210	Fr-RS	Akron, OH (Willow Canyon)
40	Hughes, Avery	DB	6-0	180	Fr-RS	Sugar Land, TX (Ft. Bend Austin)
53	Hummel, Houston	LB	6-4	225	Fr-RS	Dallas, TX (Highland Park)
65	Hunter Jr., Derick	OL	6-4	305	So-2L	Ft. Myers, FL (Dunbar)
25	Jackson, Deondre	RB	5-11	215	Fr-RS	Stone Mountain, GA (Stephenson)
16	Jackson, Kenyon	WR	6-6	195	So-1L	Loganville, GA (Grayson)
35	Jackson, McKinnley	DL	6-2	325	So-1L	Lucedale, MS (George County)
72	Jebson, Owen	OL	6-5	290	Fr-HS	College Station, TX (College Station)
94	Jefferson, Jordan	DL	6-0	300	Fr-RS	Navasota, TX (Navasota)
90	Jeudy, Elijah	DL	6-3	295	Fr-HS	Philadelphia, PA (Northeast)
27	Johnson, Antonio	DB	6-3	200	So-1L	East St. Louis, IL (East St. Louis)
58	Johnson, Jahmir	OL	6-5	300	Gr-TR	Philadelphia, PA (Imhotep/Tennessee)
98	Johnson, Jordan	DL	6-1	300	So-SQ	Dallas, TX (Seagoville)
34	Johnson Jr., LJ	RB	5-10	205	Fr-HS	Cypress, TX (Cy-Fair)

NO.	PLAYER	POS.	HT	WT	CL-EXP	HOMETOWN (HIGH SCHOOL/PREVIOUS SCHOOL)
3	Johnson, Tyree	DL	6-4	240	Sr-3L	Washington, DC (St. John's College)
6	Jones, Adarious	DL	6-4	300	So-1L	Virginia Beach, VA (Bishop Sullivan)
9	Jones, Hezekiah	WR	6-0	180	Gr-3L	Stafford, TX (Stafford)
17	Jones, Jaylon	DB	6-2	205	So-1L	Cibola, TX (Steele)
0	Jones, Myles	DB	6-4	190	Gr-4L	Magnolia, TX (West)
13	King, Haynes	QB	6-3	200	Fr-1L	Longview, TX (Longview)
63	Kobza, Braeden	OL	6-0	280	So-SQ	Tomball, TX (Rosehill Christian)
2	Lane, Chase	WR	6-0	190	So-2L	Houston, TX (St. Pius X)
8	Leal, DeMarvin	DL	6-4	290	Jr-2L	San Antonio, TX (Judson)
23	Lee Jr., Tarian	LB	6-2	230	So-1L	Tallahassee, FL (Godby)
30	Mason, Reese	WR	6-1	210	Jr-2L	Magnolia, TX (Magnolia)
42	Mathews, Samuel	DB	6-3	210	Jr-SQ	League City, TX (Clear Creek)
75	Matthews, Luke	OL	6-4	310	Jr-1L	Missouri City, TX (Elkins)
22	McCollum, Cooper	QB	6-2	200	Fr-RS	Wimberley, TX (Wimberley)
89	Mellenbruch, Justin	TE	6-1	225	Sr-1L	Austin, TX (Westlake)
84	Merrell, Caleb	DB	6-1	195	So-SQ	Bryan, TX (Bryan)
52	Merrick, Andrew	LB	6-2	230	Fr-RS	Dallas, TX (Parish Episcopal)
21	Moten, Josh	DB	6-0	165	Fr-RS	Waldorf, MD (National Christian Academy)
46	Mowry, Braedon	DL	6-4	240	Fr-RS	Katy, TX (Taylor)
7	Muhammad III, Moose	WR	6-1	195	Fr-1L	Charlotte, NC (Myers Park)
31	Norwood, Dreyden	DB	6-0	180	Fr-HS	Ft. Smith, AR (Northside)
74	Ogunbiyi, Aki	OL	6-4	315	Fr-RS	Houston, TX (Kempner)
27	Oksnee, Jackson	QB	6-0	185	Fr-HS	Newport Beach, CA (Corona Del Mar)
80	Ondrusek, Tyler	TE	6-7	210	Jr-SQ	Houston, TX (Westbury Christian)
9	O'Neal Jr., Leon	DB	6-1	210	Sr-3L	Cypress, TX (Cypress Springs)
41	Orebo, R.J.	DL	6-7	275	So-1L	Dayton, TX (Dayton)
92	Peewy, Jayden	DL	6-6	315	Sr-4L	Bellaire, TX (Bellaire)
97	Pepin, Travis	DL	6-1	255	Jr-SQ	Rusk, TX (Rusk/East Texas Baptist)
96	Perry, Grant	DL	6-3	240	Fr-RS	Houston, TX (Strake Jesuit)
5	Preston, Jolen	WR	6-2	210	Jr-2L	Marvel, TX (Marvel)
3	Price, Devin	WR	6-3	210	So-1L	College Station, TX (A&M Consolidated)
34	Raikes, Isaiah	DL	6-1	320	So-1L	Woodbury, NJ (St. Augustine Prep)
35	Reaves, Bladen	RB	5-11	200	So-SQ	Bryan, TX (Pleasant Grove (Texarkana))
15	Regis, Albert	DL	6-1	305	Fr-HS	LaPorte, TX (LaPorte)
26	Richardson, Demani	DB	6-1	210	Jr-2L	Waxahachie, TX (Waxahachie)
64	Robinson, Layden	OL	6-4	320	So-2L	Marvel, TX (Marvel)
24	Russell Jr., Chris	LB	6-2	235	Jr-2L	Dyersburg, TN (Dyersburg)
56	Sabra, John	OL	6-2	330	So-SQ	Magnolia, TX (Magnolia)
47	Small, Seth	PLK	5-11	205	Sr-3L	Katy, TX (Katy)
0	Smith, Ainiis	WR	5-10	190	Jr-2L	Missouri City, TX (Ft. Bend Dulles)
11	Smith, Blake	TE	6-4	250	Fr-RS	Southlake, TX (Carroll)
83	Smoot, Will	DB	5-10	180	So-SQ	Houston, TX (Kingwood Park)
66	Sposojevic-Moka, Jordan	OL	6-5	340	So-TR	Brisbane, Australia (Rhinos)
28	Spiller, Isaiah	RB	6-1	215	Jr-2L	Spring, TX (Klein Collins)
17	Stowers, Eli	TE	6-4	215	Fr-HS	Corinth, TX (Denton Guyer)
68	Strickland, Remington	OL	6-4	295	Fr-HS	Sugar Land, TX (Ft. Bend Christian)
28	Surber, Caleb	DB	6-0	165	Fr-HS	Fair Oaks Ranch, TX (Boerne-Champion)
50	Townsend, Garrett	DS	5-11	220	So-SQ	Houston, TX (Cypress Christian)
53	Trainor, Blake	OL	6-7	330	So-2L	Hallsville, TX (Hallsville)
51	Tullos, Kason	LB	6-2	215	Fr-HS	Spring, TX (Klein Oak)
5	Turner, Shemar	DL	6-4	285	Fr-HS	DeSoto, TX (DeSoto)
93	Walker IV, Dallas	DL	6-3	325	Fr-RS	Nashville, TN (Smyrna)
32	White Jr., Andre	LB	6-3	230	Jr-2L	Harrisburg, PA (Harrisburg)
13	Williams, Brian	DB	6-1	215	Jr-2L	Dallas, TX (Bishop Dunne)
57	Williams, Luke	OL	6-6	295	Fr-HS	Cedar Park, TX (Cedar Park)
42	Wright, Max	TE	6-4	260	Jr-3L	Katy, TX (Katy Taylor)
85	Wydermyer, Jalen	TE	6-5	255	Jr-2L	Dickinson, TX (Dickinson)
77	Wykoff, Matthew	OL	6-6	330	Fr-HS	Magnolia, TX (Magnolia)
4	Young, Erick	DB	6-1	205	Jr-2L	Richmond, TX (Ft. Bend Bush)
43	Zettler, Alex	DB	6-0	205	Jr-SQ	West Jordan, UT (Brighton)
60	Zuhn III, Trey	OL	6-6	315	Fr-HS	Ft. Collins, CO (Fossil Ridge)



# TEXAS A&M NUMERICAL ROSTER

NO.	PLAYER	POS.	HT	WT	CL-EXP	HOMETOWN (HIGH SCHOOL/PREVIOUS SCHOOL)
0	Jones, Myles	DB	6-4	190	Gr-4L	Magnolia, TX (West)
0	Smith, Ainiyas	WR	5-10	190	Jr-2L	Missouri City, TX (Ft. Bend Dulles)
1	Demas, Demond	WR	6-3	180	Fr-1L	Tomball, TX (Tomball)
1	Hansford, Aaron	LB	6-3	240	Gr-3L	Washington, D.C. (St. John's College)
2	Clemons, Micheal	DL	6-5	270	Gr-3L	Garland, TX (Sachse/Cisco (TX) JC)
2	Lane, Chase	WR	6-0	190	So-2L	Houston, TX (St. Pius X)
3	Johnson, Tyree	DL	6-4	240	Sr-3L	Washington, DC (St. John's College)
3	Price, Devin	WR	6-3	210	So-1L	College Station, TX (A&M Consolidated)
4	Daniels, Amari	RB	5-8	200	Fr-HS	Miami, FL (Central)
4	Young, Erick	DB	6-1	205	Jr-2L	Richmond, TX (Ft. Bend Bush)
5	Preston, Jalen	WR	6-2	210	Jr-2L	Marvel, TX (Marvel)
5	Turner, Shemar	DL	6-4	285	Fr-HS	DeSoto, TX (DeSoto)
6	Achane, Devon	RB	5-9	185	So-1L	Missouri City, TX (Ft. Bend Marshall)
6	Jones, Adarius	DL	6-4	300	So-1L	Virginia Beach, VA (Bishop Sullivan)
7	Chappell, Tyreek	DB	5-11	185	Fr-HS	Philadelphia, PA (Northeast)
7	Muhammad III, Moose	WR	6-1	195	Fr-1L	Charlotte, NC (Myers Park)
8	Brown, Yulkeith	WR	5-10	175	Fr-HS	Miami, FL (Central)
8	Leal, DeMarvin	DL	6-4	290	Jr-2L	San Antonio, TX (Judson)
9	Jones, Hezekiah	WR	6-0	180	Gr-3L	Stafford, TX (Stafford)
9	O'Neal Jr., Leon	DB	6-1	210	Sr-3L	Cypress, TX (Cypress Springs)
10	Calzada, Zach	QB	6-4	210	So-1L	Sugar Hill, GA (Lanier)
10	Diggs, Fadil	DL	6-5	260	Fr-1L	East Camden, NJ (Woodrow Wilson)
11	Harmon, Deuce	DB	5-10	200	Fr-HS	Corinth, TX (Denton Guyer)
11	Smith, Blake	TE	6-4	250	Fr-RS	Southlake, TX (Carroll)
12	Choate, Connor	DS	6-1	200	Jr-2L	Coppell, TX (Coppell)
13	King, Haynes	QB	6-3	200	Fr-1L	Longview, TX (Longview)
13	Williams, Brian	DB	6-1	215	Jr-2L	Dallas, TX (Bishop Dunne)
14	Carper, Keldrick	DB	6-2	200	Gr-3L	Plain Dealing, LA (Plain Dealing)
15	Regis, Albert	DL	6-1	305	Fr-HS	LaPorte, TX (LaPorte)
16	George, Brian	DB	6-2	190	Sr-1L	South Bay, FL (Glades Central/Highland (KS) CC)
16	Jackson, Kenyon	WR	6-6	195	So-1L	Loganville, GA (Grayson)
17	Jones, Jaylon	DB	6-2	205	So-1L	Cibola, TX (Steele)
17	Stowers, Eli	TE	6-4	215	Fr-HS	Corinth, TX (Denton Guyer)
18	Daniel, Zach	QB	6-0	185	So-TR	Houston, TX (Kinkaid/Hawaii)
18	Harris Jr., Donell	DL	6-3	220	Fr-RS	Liberty City, FL (Gulliver Prep)
19	Bond, Randy	PLK	5-10	190	Fr-RS	Plano, TX (West)
20	Cook, Connor	RB	6-0	200	So-SQ	Salado, TX (Salado)
20	Gilbert, Jardin	DB	6-1	185	Fr-HS	Baton Rouge, LA (University)
21	Hubbard, Darvon	RB	6-0	210	Fr-RS	Akron, OH (Willow Canyon)
21	Moten, Josh	DB	6-0	165	Fr-RS	Waldorf, MD (National Christian Academy)
22	Doyle Jr., Antonio	LB	6-3	235	So-1L	St. Louis, MO (Lutheran North)
22	McCollum, Cooper	QB	6-2	200	Fr-RS	Wimberley, TX (Wimberley)
23	Bost, Blake	QB	6-2	195	Fr-HS	Port Neches, TX (Groves)
23	Lee Jr., Tarian	LB	6-2	230	So-1L	Tallahassee, FL (Godby)
24	Crownover, Earnest	RB	6-3	220	So-1L	Grandview, TX (Grandview/Kilgore JC)
24	Russell Jr., Chris	LB	6-2	235	Jr-2L	Dyersburg, TN (Dyersburg)
25	Jackson, Deondre	RB	5-11	215	Fr-RS	Stone Mountain, GA (Stephenson)
26	Richardson, Demani	DB	6-1	210	Jr-2L	Waxahachie, TX (Waxahachie)
27	Johnson, Antonio	DB	6-3	200	So-1L	East St. Louis, IL (East St. Louis)
27	Oksnee, Jackson	QB	6-0	185	Fr-HS	Newport Beach, CA (Corona Del Mar)
28	Spiller, Isaiah	RB	6-1	215	Jr-2L	Spring, TX (Klein Collins)
28	Surber, Caleb	DB	6-0	165	Fr-HS	Fair Oaks Ranch, TX (Boerne-Champion)
29	Bushland, Daniel	WR	6-0	190	Gr-SQ	Austin, TX (St. Michael's Catholic Academy)
30	Adeleye, Tunmise	DL	6-4	295	Fr-HS	Katy, TX (Tompkins)
30	Mason, Reese	WR	6-1	210	Jr-2L	Magnolia, TX (Magnolia)
31	Britz, Reinard	QB	6-3	190	Jr-SQ	Conroe, TX (Oak Ridge)
31	Norwood, Dreyden	DB	6-0	180	Fr-HS	Ft. Smith, AR (Northside)
32	White Jr., Andre	LB	6-3	230	Jr-2L	Harrisburg, PA (Harrisburg)
34	Johnson Jr., LJ	RB	5-10	205	Fr-HS	Cypress, TX (Cy-Fair)
34	Raikes, Isaiah	DL	6-1	320	So-1L	Woodbury, NJ (St. Augustine Prep)
35	Jackson, McKinnley	DL	6-2	325	So-1L	Lucedale, MS (George County)

NO.	PLAYER	POS.	HT	WT	CL-EXP	HOMETOWN (HIGH SCHOOL/PREVIOUS SCHOOL)
35	Reaves, Bladen	RB	5-11	200	So-SQ	Bryan, TX (Pleasant Grove (Texarkana))
36	Davis, Caden	PLK	6-3	200	So-2L	Coppell, TX (Coppell)
37	Harris, Jahzion	DL	6-4	220	Fr-HS	Staten Island, NY (Erasmus Hall)
38	Bulthuis, Tyler	DB	5-8	180	Jr-SQ	Mission, TX (Sharyland Pioneer)
38	Guerrieri, Alan	P/K	6-0	205	So-SQ	College Station, TX (College Station)
39	Garcia, Cade	DB	5-8	185	Jr-TR	Ft. Worth, TX (Christian/Tarrant CC)
40	Hughes, Avery	DB	6-0	180	Fr-RS	Sugar Land, TX (Ft. Bend Austin)
41	Orebo, R.J.	DL	6-7	275	So-1L	Dayton, TX (Dayton)
42	Mathews, Samuel	DB	6-3	210	Jr-SQ	League City, TX (Clear Creek)
42	Wright, Max	TE	6-4	260	Jr-3L	Katy, TX (Katy Taylor)
43	Zettler, Alex	DB	6-0	205	Jr-SQ	West Jordan, UT (Brighton)
45	Cooper, Edgerrin	LB	6-3	220	Fr-1L	Covington, LA (Covington)
46	Mowry, Braedon	DL	6-4	240	Fr-RS	Katy, TX (Taylor)
47	Small, Seth	PLK	5-11	205	Sr-3L	Katy, TX (Katy)
48	Graham, Jacob	FB/DS	5-11	220	Fr-RS	Houston, TX (Memorial)
50	Townsend, Garrett	DS	5-11	220	So-SQ	Houston, TX (Cypress Christian)
51	Tullos, Kason	LB	6-2	215	Fr-HS	Spring, TX (Klein Oak)
52	Chibuzo, Smart	OL	6-4	320	Fr-RS	Fresno, TX (Hightower)
52	Merrick, Andrew	LB	6-2	230	Fr-RS	Dallas, TX (Parish Episcopal)
53	Hummel, Houston	LB	6-4	225	Fr-RS	Dallas, TX (Highland Park)
53	Trainor, Blake	OL	6-7	330	So-2L	Hallsville, TX (Hallsville)
54	Able, Connor	DS	6-3	215	Fr-HS	Houston, TX (Stratford)
55	Green, Kenyon	OL	6-4	325	Jr-2L	Humble, TX (Atascocita)
56	Sabra, John	OL	6-2	330	So-SQ	Magnolia, TX (Magnolia)
57	Williams, Luke	OL	6-6	295	Fr-HS	Cedar Park, TX (Cedar Park)
58	Johnson, Jahmir	OL	6-5	300	Gr-TR	Philadelphia, PA (Imhotep/Tennessee)
60	Zuhn III, Trey	OL	6-6	315	Fr-HS	Ft. Collins, CO (Fossil Ridge)
61	Foster, Bryce	OL	6-5	325	Fr-HS	Katy, TX (Taylor)
63	Kobza, Braeden	OL	6-0	280	So-SQ	Tomball, TX (Rosehill Christian)
64	Robinson, Layden	OL	6-4	320	So-2L	Manvel, TX (Manvel)
65	Hunter Jr., Derick	OL	6-4	305	So-2L	Ft. Myers, FL (Dunbar)
66	Spasojevic-Moka, Jordan	OL	6-5	340	So-TR	Brisbane, Australia (Rhinos)
67	Gallagher, Galen	OL	6-4	300	Gr-1L	Orange Grove, TX (Orange Grove)
68	Strickland, Remington	OL	6-4	295	Fr-HS	Sugar Land, TX (Ft. Bend Christian)
70	Bankhead, Josh	OL	6-5	325	Fr-RS	The Woodlands, TX (College Park)
72	Jebsen, Owen	OL	6-5	290	Fr-HS	College Station, TX (College Station)
74	Ogunbiyi, Aki	OL	6-4	315	Fr-RS	Houston, TX (Kempner)
75	Matthews, Luke	OL	6-4	310	Jr-1L	Missouri City, TX (Elkins)
76	Fatheree II, Reuben	OL	6-8	320	Fr-HS	Richmond, TX (Foster)
77	Wykoff, Matthew	OL	6-6	330	Fr-HS	Magnolia, TX (Magnolia)
80	Ondrusek, Tyler	TE	6-7	210	Jr-SQ	Houston, TX (Westbury Christian)
81	Chapman, Caleb	WR	6-5	200	Jr-2L	Friendswood, TX (Clear Brook)
81	Fitzgerald, Kyle	DB	6-4	200	Jr-SQ	San Antonio, TX (Brandeis)
82	Garza, Fernando	TE	6-5	245	Fr-HS	Katy, TX (Katy)
83	Campbell, Ryan	WR	6-2	185	So-SQ	New Orleans, LA (Mesquite Horn)
83	Smoot, Will	DB	5-10	180	So-SQ	Houston, TX (Kingwood Park)
84	Merrell, Caleb	DB	6-1	195	So-SQ	Bryan, TX (Bryan)
85	Wydermyer, Jalen	TE	6-5	255	Jr-2L	Dickinson, TX (Dickinson)
87	Crownover, Dametrious	ATH	6-6	295	Fr-HS	Grandview, TX (Grandview)
88	Cupp, Baylor	TE	6-7	245	So-SQ	Brock, TX (Brock)
89	Mellenbruch, Justin	TE	6-1	225	Sr-1L	Austin, TX (Westlake)
90	Jeady, Elijah	DL	6-3	295	Fr-HS	Philadelphia, PA (Northeast)
91	Burris Jr., Marcus	DL	6-4	285	Fr-HS	Texarkana, TX (Pleasant Grove)
92	Peavy, Jayden	DL	6-6	315	Sr-4L	Bellaire, TX (Bellaire)
93	Walker IV, Dallas	DL	6-3	325	Fr-RS	Nashville, TN (Smyrna)
94	Bhatia, Drake	PLK	5-7	150	Fr-RS	Houston, TX (Episcopal)
94	Jefferson, Jordan	DL	6-0	300	Fr-RS	Navasota, TX (Navasota)
95	Constantinou, Nik	P	6-3	230	So-2L	Melbourne, Australia (Penleigh & Essendon)
96	Perry, Grant	DL	6-3	240	Fr-RS	Houston, TX (Strake Jesuit)
97	Pepin, Travis	DL	6-1	255	Jr-SQ	Rusk, TX (Rusk/East Texas Baptist)
98	Johnson, Jordan	DL	6-1	300	So-SQ	Dallas, TX (Seagoville)

# LAST 10 SINGLE-GAME PERFORMANCES

## 10-OR-MORE TACKLES GAME

PLAYER	DATE	OPP.	TACKLES
Buddy Johnson	Nov. 28, 2020	LSU	10
Buddy Johnson	Oct. 31, 2020	Arkansas	12
Buddy Johnson	Oct. 17, 2020	@ Mississippi State	12
Buddy Johnson	Oct. 10, 2020	Florida	11
Aaron Hansford	Sept. 26, 2020	Vanderbilt	11
Buddy Johnson	Sept. 26, 2020	Vanderbilt	11
Anthony Hines III	Nov. 30, 2019	LSU	12
Buddy Johnson	Oct. 19, 2019	Ole Miss	10
Buddy Johnson	Oct. 12, 2019	Alabama	11
Demani Richardson	Oct. 12, 2019	Alabama	11

## 300-YARD PASSING GAME

PLAYER	DATE	OPP.	PASS YDS
Kellen Mond	Oct. 10, 2020	Florida	338
Kellen Mond	Oct. 3, 2020	@ Alabama	318
Kellen Mond	Sept. 21, 2019	Auburn	335
Kellen Mond	Sept. 14, 2019	Lamar	317
Kellen Mond	Oct. 13, 2018	@ South Carolina	353
Kellen Mond	Sept. 8, 2018	Clemson	430
Nick Starkel	Dec. 29, 2017	N Wake Forest	499
Nick Starkel	Nov. 11, 2017	New Mexico	416
Kellen Mond	Sept. 16, 2017	Louisiana	301
Trevor Knight	Dec. 28, 2016	N Kansas State	310

## 100-YARD RUSHING GAME

PLAYER	DATE	OPP.	RUSH YDS
Devon Achane	Sept. 4, 2021	Kent State	124
Isaiah Spiller	Sept. 4, 2021	Kent State	113
Devon Achane	Jan. 2, 2021	N North Carolina	140
Isaiah Spiller	Dec. 6, 2020	@ Auburn	120
Isaiah Spiller	Nov. 28, 2020	LSU	141
Isaiah Spiller	Nov. 7, 2020	@ South Carolina	131
Isaiah Spiller	Oct. 17, 2020	@ Mississippi State	114
Isaiah Spiller	Oct. 10, 2020	Florida	174
Isaiah Spiller	Sept. 26, 2020	Vanderbilt	117
Kellen Mond	Dec. 27, 2019	N Oklahoma State	117

## 100-YARD RECEIVING GAME

PLAYER	DATE	OPP.	REC YDS
Ainias Smoth	Sept. 4, 2021	Kent State	100
Ainias Smith	Jan. 2, 2021	N North Carolina	125
Caleb Chapman	Oct. 10, 2020	Florida	151
Ainias Smith	Oct. 3, 2020	@ Alabama	123
Jhamon Ausbon	Sept. 21, 2019	Auburn	111
Jhamon Ausbon	Sept. 14, 2019	Lamar	109
Quartney Davis	Nov. 24, 2018	LSU	101
Jace Sternberger	Oct. 13, 2018	@ South Carolina	145
Quartney Davis	Oct. 13, 2018	@ South Carolina	127
Kendrick Rogers	Sept. 8, 2018	Clemson	120

## 10 OR MORE RECEPTIONS GAME

PLAYER	DATE	OPP.	REC
Christian Kirk	Dec. 29, 2017	N Wake Forest	13
Jhamon Ausbon	Dec. 29, 2017	N Wake Forest	12
Josh Reynolds	Dec. 28, 2016	N Kansas State	12
Christian Kirk	Oct. 1, 2016	@ South Carolina	12
Christian Kirk	Dec. 30, 2015	N Louisville	10
Josh Reynolds	Dec. 30, 2015	N Louisville	11
Speedy Noil	Oct. 11, 2014	Ole Miss	11
Ricky Seals-Jones	Oct. 4, 2014	@ Mississippi State	10
Malcome Kennedy	Aug. 28, 2014	@ South Carolina	14
Mike Evans	Oct. 19, 2013	Auburn	11

## 200-YARD ALL-PURPOSE GAME

PLAYER	DATE	OPP.	A-P YDS
Isaiah Spiller	Nov. 2, 2019	UTSA	224
Trayveon Williams	Dec. 31, 2018	N NC State	241
Trayveon Williams	Nov. 10, 2018	Ole Miss	243
Trayveon Williams	Oct. 6, 2018	Kentucky	210
Trayveon Williams	Aug. 30, 2018	Northwestern State	242
Christian Kirk	Dec. 29, 2017	N Wake Forest	219
Christian Kirk	Nov. 11, 2017	New Mexico	210
Trayveon Williams	Nov. 4, 2017	Auburn	233
Christian Kirk	Sept. 23, 2017	N Arkansas	246
Trayveon Williams	Sept. 3, 2017	UCLA	203

# INDIVIDUAL 2021 SEASON & CAREER HIGHS

## OFFENSE

### #81 - Caleb Chapman

4 vs. Kent State.....**Rec.**.....9 vs. Florida, 2020  
 91 vs. Kent State.....**Rec. Yds**.....151 vs. Florida, 2020  
 n/a.....**Rec. TDs**.....2 vs. Florida, 2020  
 53 vs. Kent State.....**Long Play**.....53 vs. Kent State, 2021

### #2 - Chase Lane

3 vs. Kent State.....**Rec.**.....6 at Alabama, 2020  
 41 vs. Kent State.....**Rec. Yds**.....70 at Miss. State, 2020  
 n/a.....**Rec. TDs**.....1, 2x, last at Miss. State, 2020  
 14 vs. Kent State.....**Long Play**.....51 at Miss. State, 2020

### #5 - Jalen Preston

.....**Rec.**.....4 vs. Vanderbilt, 2020  
 .....**Rec. Yds**.....39 vs. Vanderbilt, 2020  
 .....**Rec. TDs**.....n/a  
 .....**Long Play**.....21 vs. Vanderbilt, 2020

### #0 - Ainius Smith

8 vs. Kent State.....**Rec.**.....8 vs. Kent State, 2021  
 100 vs. Kent State.....**Rec. Yds**.....125 vs. UNC, 2020  
 2 vs. Kent State.....**Rec. TDs**.....2, 2x, last vs. Kent State, 2021  
 27 vs. Kent State.....**Long Play**.....54 vs. UNC, 2020  
 3 vs. Kent State.....**Rushes**.....10, 2x, last at Miss. State, 2020  
 16 vs. Kent State.....**Rush Yds**.....70 at Tennessee, 2020  
 n/a.....**Rush TD**.....1, 4x, last at Tennessee, 2020  
 8 vs. Kent State.....**Long Play**.....38 at Tennessee, 2020

### #85 - Jalen Wydermyer

4 vs. Kent State.....**Rec.**.....8, 2x, last at Auburn, 2020  
 36 vs. Kent State.....**Rec. Yds**.....92 vs. Arkansas, 2020  
 n/a.....**Rec. TDs**.....2, 4x, last at Auburn, 2020  
 18 vs. Kent State.....**Long Play**.....52 vs. Miss. St., 2019

### #6 - Devon Achane

12 vs. Kent State.....**Rush**.....13 at South Carolina, 2020  
 124 vs. Kent State.....**Rush Yds**.....140 vs. UNC, 2020  
 2 vs. Kent State.....**Rush TDs**.....2, 2x, last vs. Kent State, 2021  
 63 vs. Kent State.....**Long Play**.....76 vs. UNC, 2020  
 n/a.....**Rec.**.....2, 2x, last vs. UNC, 2020  
 n/a.....**Rec. Yds**.....70 at South Carolina, 2020  
 n/a.....**Rec. TDs**.....1 at South Carolina, 2020  
 n/a.....**Long Play**.....52 at South Carolina, 2020

### #28 - Isaiah Spiller

17 vs. Kent State.....**Rushes**.....28 vs. LSU, 2020  
 113 vs. Kent State.....**Rush Yds**.....217 vs. UTSA, 2019  
 n/a.....**Rush TD**.....3 vs. UTSA, 2019  
 19 vs. Kent State.....**Long Play**.....85 vs. Texas State, 2019  
 2 vs. Kent State.....**Rec.**.....6 at Tennessee, 2021  
 24 vs. Kent State.....**Rec. Yds**.....60 at Tennessee, 2021  
 n/a.....**Rec. TDs**.....n/a  
 12 vs. Kent State.....**Long Play**.....45 at LSU, 2020

### #13 - Haynes King

21 vs. Kent State.....**Comp.**.....21 vs. Kent State, 2021  
 33 vs. Kent State.....**Att.**.....33 vs. Kent State, 2021  
 292 vs. Kent State.....**Pass. Yds**.....292 vs. Kent State, 2021  
 2 vs. Kent State.....**Pass TD**.....2 vs. Kent State, 2021  
 53 vs. Kent State.....**Long Pass**.....53 vs. Kent State, 2021  
 5 vs. Kent State.....**Rushes**.....5, 2x, last vs. Kent State, 2021  
 22 vs. Kent State.....**Rush Yds**.....43 at Alabama, 2020  
 14 vs. Kent State.....**Long Rush**.....22 at Alabama, 2020  
 n/a.....**Rush TD**.....n/a

### #10 - Zach Calzada

n/a.....**Comp.**.....4, 3x, last vs. UTSA, 2019  
 1 vs. Kent State.....**Att.**.....9 vs. Texas State, 2019  
 n/a.....**Pass. Yds**.....68 vs. Lamar, 2019  
 n/a.....**Long Pass**.....25 vs. Lamar, 2019  
 n/a.....**Pass TD**.....2 vs. Lamar, 2019

## DEFENSE

### #14 - Keldrick Carper

7 vs. Kent State.....**Tackles**.....10 vs. Arkansas, 2019  
 n/a.....**TFL**.....1.5 vs. Auburn, 2019  
 n/a.....**Sacks**.....1.0 vs. UTSA, 2019  
 1 vs. Kent State.....**PBU**.....2 vs. Northwestern St., 2018  
 n/a.....**INT**.....1 at South Carolina, 2020

### #7 - Tyreek Chappell

.....**Tackles**.....3 vs. Kent State, 2021

### #2 - Micheal Clemons

.....**Tackles**.....6, 2x, last vs. Arkansas, 2019  
 .....**TFL**.....1.5, 2x, last vs. Arkansas, 2020  
 .....**Sacks**.....1.5 vs. Vanderbilt, 2020  
 .....**QBH**.....3 vs. South Carolina, 2019

### #45 - Edgerrin Cooper

5 vs. Kent State.....**Tackles**.....5 vs. Kent State, 2021

### #10 - Fadil Diggs

4 vs. Kent State.....**Tackles**.....4 vs. Kent State, 2021  
 1.0 vs. Kent State.....**TFL**.....1.0 vs. Kent State, 2021  
 1.0 vs. Kent State.....**Sacks**.....1.0 vs. Kent State, 2021

### #22 - Antonio Doyle Jr.

.....**Tackles**.....2 vs. Kent State, 2021

### #16 - Brian George

3 vs. Kent State.....**Tackles**.....3, 2x, last vs. UNC, 2020  
 n/a.....**PBU**.....1 vs. UNC, 2020  
 n/a.....**INT**.....1 at Tennessee, 2020

### #20 - Jardin Gilbert

.....**Tackles**.....2 vs. Kent State, 2021  
 .....**TFL**.....0.5 vs. Kent State, 2021  
 .....**Sacks**.....0.5 vs. Kent State, 2021

### #33 - Aaron Hansford

8 vs. Kent State.....**Tackles**.....11 vs. Vanderbilt, 2020  
 n/a.....**TFL**.....1.5, 3x, last at Auburn, 2020  
 n/a.....**Sacks**.....1.0, 5x, last at Auburn, 2020  
 n/a.....**QBH**.....2 vs. LSU, 2020  
 1 vs. Kent State.....**PBU**.....1, 4x, last vs. Kent State, 2021

### #37 - Jahzion Harris

.....**Tackles**.....21 vs. Kent State, 2021  
 .....**TFL**.....1.0 vs. Kent State, 2021  
 .....**Sacks**.....1.0 vs. Kent State, 2021

### #27 - Antonio Johnson

6 vs. Kent State.....**Tackles**.....6 vs. Kent State, 2021  
 1.0 vs. Kent State.....**TFL**.....1.0 vs. Kent State, 2021  
 .....**PBU**.....1 vs. UNC, 2020

### #3 - Tyree Johnson

2 vs. Kent State.....**Tackles**.....8 at Ole Miss, 2019  
 n/a.....**TFL**.....2.0, 4x, last vs. UNC, 2020  
 n/a.....**Sacks**.....2.0 vs. Oklahoma State, 2019  
 1 vs. Kent State.....**QBH**.....2 vs. LSU, 2020  
 n/a.....**FF**.....1, 2x, last at Tennessee, 2020

### #6 - Adarius Jones

3 vs. Kent State.....**Tackles**.....3 vs. Kent State, 2021

### #16 - Jaylon Jones

.....**Tackles**.....6 vs. Vanderbilt, 2020  
 .....**TFL**.....1.0 vs. UNC, 2020  
 .....**PBU**.....2, 2x, last vs. UNC, 2020  
 .....**INT**.....1 vs. LSU, 2020

### #0 - Myles Jones

.....**Tackles**.....9, vs Wake Forest, 2017  
 .....**TFL**.....1.0, 5x, last vs. Arkansas, 2020  
 .....**INT**.....2 vs. Texas State, 2019  
 .....**PBU**.....3 vs. New Mexico, 2017  
 .....**FF**.....1, 2x, last vs. Miss. St., 2019

### #8 - DeMarvin Leal

5 vs. Kent State.....**Tackles**.....7, 3x, last vs. UNC, 2020  
 1.0 vs. Kent State.....**TFL**.....2.0, 2x, last vs. Vanderbilt, 2020  
 1.0 vs. Kent State.....**Sacks**.....1.0, 4x, last vs. Kent State, 2021  
 n/a.....**QBH**.....3 at Miss. State, 2020  
 n/a.....**INT**.....1 at Alabama, 2020  
 n/a.....**PBU**.....1, 3x, last at S. Carolina, 2020  
 n/a.....**FF**.....1 at Tennessee, 2020

### #23 - Tarian Lee

.....**Tackles**.....2 vs. Kent State, 2021

### #9 - Leon O'Neal Jr.

4 vs. Kent State.....**Tackles**.....8 at Auburn, 2020  
 1.0 vs. Kent State.....**TFL**.....2.0 vs. Vanderbilt, 2020  
 n/a.....**PBU**.....2 vs. LSU, 2020  
 2 vs. Kent State.....**INT**.....2 vs. Kent State, 2021  
 n/a.....**QBH**.....2 at Ole Miss, 2019

### #92 - Jayden Peevy

2 vs. Kent State.....**Tackles**.....6, 2x, last vs. UNC, 2020  
 n/a.....**TFL**.....2.0 at South Carolina, 2020  
 n/a.....**Sacks**.....1.0, 4x, last vs. Miss. St., 2019  
 n/a.....**QBH**.....1, 7x, last vs. Florida, 2020  
 2 vs. Kent State.....**PBU**.....2 vs. Kent State, 2021  
 n/a.....**FR**.....1 at Miss. State, 2020  
 n/a.....**Block**.....2 vs. UAB, 2018

### #34 - Isaiah Raikes

.....**Tackles**.....2 vs. Kent State, 2021

### #26 - Demani Richardson

3 vs. Kent State.....**Tackles**.....11 vs. Alabama, 2019  
 n/a.....**TFL**.....2.0 vs. Oklahoma State, 2019  
 n/a.....**PBU**.....1, 3x, last vs. Florida, 2020  
 n/a.....**INT**.....1, 2x, last vs. Vanderbilt, 2020  
 n/a.....**FF**.....1 vs. Miss. State, 2019

### #24 - Chris Russell Jr.

2 vs. Kent State.....**Tackles**.....2 at Miss. State, 2020  
 1 vs. Kent State.....**TFL**.....1 vs. Kent State, 2021  
 n/a.....**Block**.....1 at Miss. State, 2020

### #5 - Shemar Turner

.....**Tackles**.....4 vs. Kent State, 2021  
 .....**TFL**.....1.5 vs. Kent State, 2021  
 .....**Sack**.....1.5 vs. Kent State, 2021

### #93 - Dallas Walker IV

.....**Tackles**.....2 vs. Kent State, 2021

### #32 - Andre White Jr.

2 vs. Kent State.....**Tackles**.....8 vs. UNC, 2020  
 n/a.....**TFL**.....1.0, 3x, last vs. LSU, 2020  
 n/a.....**Sacks**.....1.0, 3x, last vs. LSU, 2020  
 n/a.....**QBH**.....1, 3x, last vs. LSU, 2020  
 n/a.....**PBU**.....1, 3x, last vs. UNC, 2020  
 n/a.....**INT**.....1 vs. UNC, 2020

### #13 - Brian Williams

.....**Tackles**.....4 at Miss. State, 2020  
 .....**TFL**.....1.0 at Miss. State, 2020  
 .....**Sack**.....1.0 at Miss. State, 2020

### #4 - Erick Young

.....**Tackles**.....4 vs. LSU, 2020  
 .....**TFL**.....0.5 vs. UTSA, 2019  
 .....**INT**.....1 vs. UTSA, 2019

## SPECIAL TEAMS

### #47 - Seth Small

2 vs. Kent State.....**FG Made**.....4 at S. Carolina, 2018  
 49 vs. Kent State.....**Long FG**.....52, 2x, last at S. Carolina, 2018

### #0 - Ainius Smith

4 vs. Kent State.....**Punt Returns**.....4, 3x, last vs. Kent State, 2021  
 11 vs. Kent State.....**Return Yds**.....65 at Ole Miss, 2019  
 13 vs. Kent State.....**Long Return**.....34 at Ole Miss, 2019  
 n/a.....**KO Returns**.....3 vs. Miss. St., 2019  
 n/a.....**Return Yds**.....49 vs. Miss. St., 2019  
 n/a.....**Long Return**.....31 vs. Arkansas, 2019



0



## AINIAS SMITH

WR | JR-2L | MISSOURI CITY, TEXAS [FT. BEND DULLES]

- Junior WR Ainias Smith has been one of the most versatile contributors on offense and special teams throughout his 3-year career.
- Smith made the move to running back ahead of the 2019 Texas Bowl after arriving in Aggieland as a wide receiver and handled the majority of the return duties as freshman.
- Against Kent State, Smith tallied a career-high eight receptions for 100 yards, logging his third career 100-yard receiving game ... Smith also caught two touchdowns, marking his third career multi-touchdown performance and second game with two-plus scores through the air.
- Smith led the team in total touchdowns (10) in 2020, becoming the first Aggie to average a touchdown per game for an entire season since Trayveon Williams in 2018.
- Last season, Smith led the Maroon & White with 564 receiving yards and six receiving touchdowns, both marks paced all running backs in the SEC.
- Smith is already the only player in school history with 200+ career yards in rushing (363), receiving (912), punt return (276) and kick return (257) ... The rarity has only been achieved by 14 SEC players, including notables like Carnell "Cadillac" Williams of Auburn, Randall Cobb of Kentucky and Chris Rainey of Florida.
- Smith was not unfamiliar with the SEC prior to committing to Texas A&M, as his brother Maurice Smith was a cornerback at Alabama before transferring after graduation to Georgia ... Maurice has played three seasons in the NFL with the Miami Dolphins and Washington Football Team.

### 2021 GAME-BY-GAME STATS

Opponent	Rushing		Receiving		Returns
	Att	Yds-TD	Rec	Yds-TD	PR-Yds
S4 Kent State	3	16-0	8	100-2	4-11
S11 vs Colorado					
S18 New Mexico					
S25 vs Arkansas					
O2 Mississippi State					
O9 Alabama					
O16 at Missouri					
O23 South Carolina					
N6 Auburn					
N13 at Ole Miss					
N20 Prairie View A&M					
N27 at LSU					
<b>Total</b>		<b>3-16-0</b>		<b>8-100-2</b>	<b>4-11</b>

28



## ISAIAH SPILLER

RB | JR-2L | SPRING, TEXAS [KLEIN COLLINS]

- Junior RB Isaiah Spiller made impressive strides in his sophomore season, finishing third in the SEC with a 103.6 yards per game average and 1,036 total yards.
- Against Kent State, Spiller recorded his 11th career 100-yard game (113), while also becoming the 21st Aggie to tally over 2,000 career rushing yards (2,095).
- Spiller is currently 18th on A&M's all-time career rushing yards list with 2,095 to date.
- In 2020, Spiller earned All-SEC first team honors and was a Doak Walker Award Semifinalist.
- Last season, Spiller became the 13th Aggie to rush for over 1,000 yards in a season.
- During A&M's eight-game win streak last season, Spiller averaged 112.6 yards per game and scored at least one touchdown in six of the eight games.
- Spiller averaged 3.4 yards per carry after contact in 2020, ranked best in the country for running backs with 180 min rushing attempts.
- Spiller's father Fred Spiller is an Aggie and lettered as a member of the football team in 2000.

### 2021 GAME-BY-GAME STATS

Opponent	Rushing		Receiving	
	Att	Yds-TD	Rec	Yds-TD
S4 Kent State	17	113-0	2	24-0
S11 vs Colorado				
S18 New Mexico				
S25 vs Arkansas				
O2 Mississippi State				
O9 Alabama				
O16 at Missouri				
O23 South Carolina				
N6 Auburn				
N13 at Ole Miss				
N20 Prairie View A&M				
N27 at LSU				
<b>Total</b>		<b>17-113-0</b>		<b>2-24-0</b>

85



## JALEN WYDERMYER

TE | JR-2L | DICKINSON, TEXAS [DICKINSON]

- Junior TE Jalen Wydermyer is in his third season in Aggieland, regarded as one of the top tight ends in the country, often making his biggest impact in premier games.
- Last season, Wydermyer earned All-SEC second team honors and was a finalist for the John Mackey Award.
- Wydermyer finished atop the SEC among tight ends with 45 catches last season in conference play.
- In 2020, Wydermyer was A&M's leader with 29 catches for first downs and he also leads the way with 14 catches for first downs on third-down plays.
- At Auburn, Wydermyer broke the A&M career record for touchdowns by a tight end ... His 12 career TD receptions stand alone at the top of the list, ahead of Jace Sternberger (2018) and Martellus Bennett (2005-07), who each caught 10 touchdown passes in their careers.
- Wydermyer recorded three games with multiple touchdowns last season, starting with back-to-back games against Arkansas and South Carolina, followed by his two-touchdown performance against Auburn on Dec. 5th.
- As a freshman, Wydermyer earned AP All-SEC Second Team and SEC All-Freshman Team honors for his impressive debut.
- In his first season, Wydermyer was second on A&M's single-season tight ends scoring list with six trips to the end zone, following only All-American and current Green Bay Packer Jace Sternberger (10).

### 2021 GAME-BY-GAME STATS

Opponent	Rec.	Yards	TD	Long
S4 Kent State	4	36	0	18
S11 vs Colorado				
S18 New Mexico				
S25 vs Arkansas				
O2 Mississippi State				
O9 Alabama				
O16 at Missouri				
O23 South Carolina				
N6 Auburn				
N13 at Ole Miss				
N20 Prairie View A&M				
N27 at LSU				
<b>Total</b>	<b>4</b>	<b>36</b>	<b>0</b>	<b>18</b>

1



## AARON HANSFORD

LB | GR-3L | WASHINGTON, D.C. [ST. JOHN'S COLLEGE HS]

- Graduate LB Aaron Hansford answered the call in 2020, making nine starts and becoming a key part in the Aggie defense, after going through a position change and battling injuries prior to the start of his junior season.
- Hansford led the defense in tackles for the second consecutive season-opener with eight takedowns.
- Hansford finished second on the team to only former linebacker Buddy Johnson in tackles with 49 last season, and third on the team with 7.0 tackles for loss.
- Hansford excelled in blitz/pass situations as well, tallying 3.0 sacks along with three QB hurries.
- Hansford recorded a sack and 1.5 tackles-for-loss as the A&M defense limited the Gamecocks to just 150 yards of total offense in the win at South Carolina.
- After missing his sophomore season due to injury, Hansford made his debut on defense as a junior ... He played in all 13 games and made one start.
- Hansford arrived at A&M as a wide receiver and saw the field on offense as a freshman after being granted a medical redshirt in his true freshman season.

### 2021 GAME-BY-GAME STATS

Opponent	Tkl	TFL	Sack	FF	FR	INT	QBH	PBU
S4 Kent State	8	0.0	0.0	0	0	0	0	1
S11 vs Colorado								
S18 New Mexico								
S25 vs Arkansas								
O2 Mississippi State								
O9 Alabama								
O16 at Missouri								
O23 South Carolina								
N6 Auburn								
N13 at Ole Miss								
N20 Prairie View A&M								
N27 at LSU								
<b>Total</b>	<b>8</b>	<b>0.0</b>	<b>0.0</b>	<b>0</b>	<b>0</b>	<b>0</b>	<b>0</b>	<b>1</b>

0



## MYLES JONES


DB | GR-3L | MAGNOLIA, TEXAS [WEST]

- Graduate DB Myles Jones brings veteran experience to a talented defensive back corps that ranked second in pass defense in the SEC last season.
- The lengthy, 6-4 corner started all eight games that he appeared in last season and finished fourth on the team with 39 tackles.
- Against LSU, Jones broke up two passes, upping his career total to 28, which ties him with Ray Mickens (1992-95) for ninth on A&M's all-time career list.
- He snatched his fourth career pick and made six tackles at Mississippi State, helping the A&M defense limit the Bulldogs to negative rushing yards in the 28-14 win.
- Over his four year career in Aggieland, Jones has finished top two in pass breakups each season.
- An esteemed leader on the defense, Jones took then-true freshman corner Jaylon Jones under his wing last season, helping him navigate a tough SEC schedule and finish the year with the most breakups (6) on the team.

### 2021 GAME-BY-GAME STATS

Opponent	Tkl	TFL	Sack	FF	FR	INT	QBH	PBU
S4 Kent State	--	DNP	--					
S11 vs Colorado								
S18 New Mexico								
S25 vs Arkansas								
O2 Mississippi State								
O9 Alabama								
O16 at Missouri								
O23 South Carolina								
N6 Auburn								
N13 at Ole Miss								
N20 Prairie View A&M								
N27 at LSU								
<b>Total</b>								

8



## DEMARVIN LEAL

DL | JR-2L | SAN ANTONIO, TEXAS [JUDSON]

- Junior DL DeMarvin Leal is regarded as one of the country's most disruptive defenders heading into the 2021 season, known for his versatility and quickness all while weighing in at 290-pounds.
- Leal, who is a force both inside and outside on the d-line, made a mark in nearly every defensive stat category last season.
- Leal led the team with eight QB hurries, also adding 37 tackles, three pass breakups, 2.5 sacks and one interception.
- Leal earned SEC Defensive Lineman of the Week honors after matching his career high with seven tackles and adding two hurries in the win over LSU.
- Despite not registering a tackle at Alabama, Leal still made his presence known, recording the first interception of his career and returning it 43 yards to set up a game-tying A&M touchdown in the second quarter.
- In the first game of the season, Leal set a new career mark with seven takedowns and match his career best with 2.0 tackles for loss in a strong defensive stand against Vanderbilt to help A&M start they year in the win column.
- Leal played in all 13 games as a freshman, making seven starts ... He finished the year second on the team with five QB hurries.

### 2021 GAME-BY-GAME STATS

Opponent	Tkl	TFL	Sack	FF	FR	INT	QBH	PBU
S4 Kent State	5	1.0	1.0	0	0	0	0	0
S11 vs Colorado								
S18 New Mexico								
S25 vs Arkansas								
O2 Mississippi State								
O9 Alabama								
O16 at Missouri								
O23 South Carolina								
N6 Auburn								
N13 at Ole Miss								
N20 Prairie View A&M								
N27 at LSU								
<b>Total</b>	<b>5</b>	<b>1.0</b>	<b>1.0</b>	<b>0</b>	<b>0</b>	<b>0</b>	<b>0</b>	<b>0</b>

# 2021 TEXAS A&M FOOTBALL STATISTICS

## SCHEDULE / RESULTS / RECORD BREAKDOWN

Date	Opponent		Score	Overall	SEC	Start	Time	Temp	Attend
Sat Sep 4	Kent State	W	41-10	1-0	1-0	7:00 PM	3:47	95°	97,339
Sat Sep 11	vs Colorado ~								
Sat Sep 18	New Mexico								
Sat Sep 25	* vs Arkansas ^								
Sat Oct 2	* Mississippi State								
Sat Oct 9	* Alabama								
Sat Oct 16	* at Missouri								
Sat Oct 23	* South Carolina								
Sat Nov 6	* Auburn								
Sat Nov 13	* at Ole Miss								
Sat Nov 20	Prairie View A&M								
Sat Nov 27	* at LSU								

\* - SEC Game / ~ - Empower Field at Mile High, Denver, Colo. / ^ - AT&T Stadium, Arlington, Texas  
Rankings reflected as AP/USA Today ranking at time of the game

## 2021 UNDER SEASON FISHER

Overall.....	1-0.....	27-10
Home .....	1-0.....	16-3
Away .....	0-0.....	6-7
Neutral .....	0-0.....	5-0
SEC.....	0-0.....	17-8
Non-Conference .....	1-0.....	10-2
Overtime.....	0-0.....	2-0
Day .....	0-0.....	10-7
Night .....	1-0.....	17-3
Televised .....	1-0.....	27-10
Non-Televised.....	0-0.....	0-0
vs Top 25 .....	0-0.....	6-8
vs Top 15.....	0-0.....	4-8
vs Top 10 .....	0-0.....	2-8
vs Top 5 .....	0-0.....	1-7
Scores First.....	1-0.....	20-4
Opponent Scores First .....	0-0.....	7-6
Leading after 1st Qtr.....	1-0.....	20-0
Trailing after 1st Qtr.....	0-0.....	4-9
Tied after 1st Qtr .....	0-0.....	3-1
Leading at Half .....	1-0.....	23-2
Trailing at Half .....	0-0.....	2-8
Tied at Half .....	0-0.....	2-0
Leading after 3rd Qtr.....	1-0.....	19-1
Trailing after 3rd Qtr.....	0-0.....	4-9
Tied after 3rd Qtr .....	0-0.....	4-0
Wins Coin Toss.....	0-0.....	11-4
Loses Coin Toss.....	1-0.....	16-6
Natural Grass.....	1-0.....	24-10
Artificial Surface.....	0-0.....	3-0

## TEAM STATISTICS

	A&M	OPPONENT
<b>SCORING</b> .....	<b>41</b>	<b>10</b>
Points Per Game .....	41.0	10.0
<b>FIRST DOWNS</b> .....	<b>229</b>	<b>19</b>
Rushing .....	14	10
Passing.....	15	7
Penalty .....	0	2
<b>RUSHING YARDAGE</b> .....	<b>303</b>	<b>226</b>
Yards gained rushing.....	315	252
Yards lost rushing.....	12	26
Rushing Attempts .....	42	45
Average Per Rush.....	7.2	5.0
Average Per Game.....	303.0	226.0
TDs Rushing.....	2	1
<b>PASSING YARDAGE</b> .....	<b>292</b>	<b>110</b>
Comp-Att-Int .....	21-34-4	14-30-2
Average Per Pass .....	8.6	3.7
Average Per Catch.....	13.9	7.9
Average Per Game.....	292.0	110.0
TDs Passing .....	2	0
<b>TOTAL OFFENSE</b> .....	<b>595</b>	<b>336</b>
Total Plays .....	76	75
Average Per Play .....	7.8	4.5
Average Per Game.....	595.0	336.0
<b>KICK RETURNS: #-Yards</b> .....	0-0 (0.0)	4-90 (22.5)
<b>PUNT RETURNS: #-Yards</b> .....	4-11 (2.8)	0-0 (0.0)
<b>INT RETURNS: #-Yards</b> .....	2-85	4-68
<b>FUMBLES-LOST</b> .....	1-1	0-0
<b>PENALTIES-Yards</b> .....	6-70	2-10
Average Per Game.....	70.0	10.0
<b>PUNTS-Yards</b> .....	0-0	8-322
Average Per Punt .....	-	40.3
<b>TIME OF POSSESSION/Game</b> .....	35:10	24:17
<b>3RD-DOWN Conversions</b> .....	9-13 (69%)	7-18 (39%)
<b>4TH-DOWN Conversions</b> .....	0-1 (0%)	0-0 (0%)
<b>SACKS BY-Yards</b> .....	5-22	2-7
<b>FIELD GOALS-ATTEMPTS</b> .....	2-2	1-3
<b>ON-SIDE KICKS</b> .....	0-0	0-2
<b>RED-ZONE SCORES</b> .....	(4-6) 67%	(2-4) 50%
<b>RED-ZONE TOUCHDOWNS</b> .....	(3-6) 50%	(1-4) 25%
<b>PAT-ATTEMPTS</b> .....	(5-5) 100%	(1-1) 100%
<b>ATTENDANCE AVG</b> .....	97,339	-

## SCORE BY QUARTERS

	1st	2nd	3rd	4th	OT	Total
Texas A&M	10	0	17	14	-	<b>41</b>
Opponents	3	0	0	7	-	<b>10</b>



# TEXAS A&M GAME-BY-GAME STATISTICS

## OFFENSE

	Date	Opponent	RUSHING				RECEIVING				PASSING				KICK RETURNS				PUNT RETURNS				tot off
			No.	Yds	TD	Lg	No.	Yds	TD	Lg	C-A-I	Yds	TD	Lg	No	Yds	TD	Lg	No	Yds	TD	Lg	
SEPT	4	Kent State	42	303	2	63	21	292	2	53	21-34-4	292	2	53	0	0	0	0	4	11	0	13	595
	11	vs Colorado																					
	18	New Mexico																					
	25	vs Arkansas																					
OCT	2	Mississippi State																					
	9	Alabama																					
	16	at Missouri																					
	23	South Carolina																					
NOV	6	Auburn																					
	13	at Ole Miss																					
	20	Prairie View A&M																					
	27	at LSU																					
		TEXAS A&M	42	303	2	63	21	292	2	53	21-34-4	292	2	53	0	0	0	0	4	11	0	13	595
		OPPONENTS	45	226	1	38	14	110	0	19	14-30-2	110	0	19	4	90	0	26	0	0	0	0	336

## DEFENSE

	Date	Opponent	Solo	TACKLES		SACKS		FUMBLES				Pass Brk	Blkd Kick	Kicks Att-Mad	2-Pt Conv		Saf	Pts
SEPT	4	Kent State	42	40	82	9.0-31	5.0-22	0	0-0	2-85	1	4	0	5-5	0	0	0	41
	11	vs Colorado																
	18	New Mexico																
	25	vs Arkansas																
OCT	2	Mississippi State																
	9	Alabama																
	16	at Missouri																
	23	South Carolina																
NOV	6	Auburn																
	13	at Ole Miss																
	20	Prairie View A&M																
	27	at LSU																
		TEXAS A&M	42	40	82	9.0-31	5.0-22	0	0-0	2-85	1	4	0	5-5	0	0	0	41
		OPPONENTS	35	34	69	5.0-11	2.0-7	0	1-0	4-68	1	3	0	1-1	0	0	0	10

## SPECIAL TEAMS

	Date	Opponent	PUNTING							FIELD GOALS					KICKOFFS				
			No	Yds	Avg	Long	Blkd	TB	FC	50+	I20	Att-Made	Lg	Blkd	No	Yds	Avg	TB	OB
SEPT	4	Kent State	0	0	0.0	0	0	0	0	0	0	2-2	49	0	8	510	63.8	4	0
	11	vs Colorado																	
	18	New Mexico																	
OCT	25	vs Arkansas																	
	2	Mississippi State																	
	9	Alabama																	
	16	at Missouri																	
NOV	23	South Carolina																	
	6	Auburn																	
	13	at Ole Miss																	
	20	Prairie View A&M																	
	27	at LSU																	
		TEXAS A&M	0	0	0.0	0	0	0	0	0	0	2-2	49	0	8	510	63.8	4	0
		OPPONENTS	8	322	40.2	57	0	0	2	1	4	3-1	30	0	3	60	20.0	0	1

## RED ZONE

	Date	Opponent	Score	Times In RZ	Times Scored	Pts	Total TDs	Rush TDs	Pass TDs	FGs Made	FGA	Failed to score inside Red Zone				
												Downs	Int	Fumb	Half	Game
SEPT	4	Kent State	W 41-10	6	4	24	3	1	2	1	0	0	2	0	0	0
	11	vs Colorado														
	18	New Mexico														
	25	vs Arkansas														
OCT	2	Mississippi State														
	9	Alabama														
	16	at Missouri														
	23	South Carolina														
NOV	6	Auburn														
	13	at Ole Miss														
	20	Prairie View A&M														
	27	at LSU														
		TEXAS A&M – 4 OF 6 (66.7%)		6	4	24	3	1	2	1	0	0	2	0	0	0
		OPPONENTS – 2 OF 4 (50.0%)		4	2	10	1	1	0	1	2	0	0	0	0	0

# OPPONENT GAME-BY-GAME STATISTICS

## OFFENSE

	Date	Opponent	RUSHING				RECEIVING				PASSING				KICK RETURNS				PUNT RETURNS				tot off
			No.	Yds	TD	Lg	No.	Yds	TD	Lg	C-A-I	Yds	TD	Lg	No	Yds	TD	Lg	No	Yds	TD	Lg	
SEPT	4	Kent State	45	226	1	38	14	110	0	19	14-30-2	110	0	19	4	90	0	26	0	0	0	0	336
	11	vs Colorado																					
	18	New Mexico																					
	25	vs Arkansas																					
OCT	2	Mississippi State																					
	9	Alabama																					
	16	at Missouri																					
	23	South Carolina																					
NOV	6	Auburn																					
	13	at Ole Miss																					
	20	Prairie View A&M																					
	27	at LSU																					
		OPPONENTS	45	226	1	38	14	110	0	19	14-30-2	110	0	19	4	90	0	26	0	0	0	0	336
		TEXAS A&M	42	303	2	63	21	292	2	53	21-34-4	292	2	53	0	0	0	0	4	11	0	13	595

## DEFENSE

	Date	Opponent	Solo	TACKLES		TFL-Yds	SACKS		FF	FUMBLES		QBH	Pass Brk	Blkd Kick	Kicks Att-Mad	2-Pt Conv		Saf	Pts
				Ast	Total		No-Yds			FR-Yds	Int-Yds					Run	Rcv		
SEPT	4	Kent State	35	34	69	5.0-11	2.0-7		0	1-0	4-68	1	3	0	1-1	0	0	0	10
	11	vs Colorado																	
	18	New Mexico																	
	25	vs Arkansas																	
OCT	2	Mississippi State																	
	9	Alabama																	
	16	at Missouri																	
	23	South Carolina																	
NOV	6	Auburn																	
	13	at Ole Miss																	
	20	Prairie View A&M																	
	27	at LSU																	
		OPPONENTS	35	34	69	5.0-11	2.0-7		0	1-0	4-68	1	3	0	1-1	0	0	0	10
		TEXAS A&M	42	40	82	9.0-31	5.0-22		0	0-0	2-85	1	4	0	5-5	0	0	0	41

## SPECIAL TEAMS

			PUNTING							FIELD GOALS					KICKOFFS				
	Date	Opponent	No	Yds	Avg	Long	Blkd	TB	FC	50+	I20	Att-Made	Lg	Blkd	No	Yds	Avg	TB	OB
SEPT	4	Kent State	8	322	40.2	57	0	0	2	1	4	3-1	30	0	3	60	20.0	0	1
	11	vs Colorado																	
	18	New Mexico																	
	25	vs Arkansas																	
OCT	2	Mississippi State																	
	9	Alabama																	
	16	at Missouri																	
	23	South Carolina																	
NOV	6	Auburn																	
	13	at Ole Miss																	
	20	Prairie View A&M																	
	27	at LSU																	
		OPPONENTS	8	322	40.2	57	0	0	2	1	4	3-1	30	0	3	60	20.0	0	1
		TEXAS A&M	0	0	0.0	0	0	0	0	0	0	2-2	49	0	8	510	63.8	4	0

## RED ZONE

	Date	Opponent	Score	Times In RZ	Times Scored	Pts	Total TDs	Rush TDs	Pass TDs	FGs Made	Failed to score inside Red Zone					
											FGA	Downs	Int	Fumb	Half	Game
SEPT	4	Kent State	W	41-10	4	2	10	1	1	0	1	2	0	0	0	0
	11	vs Colorado														
	18	New Mexico														
	25	vs Arkansas														
OCT	2	Mississippi State														
	9	Alabama														
	16	at Missouri														
	23	South Carolina														
NOV	6	Auburn														
	13	at Ole Miss														
	20	Prairie View A&M														
	27	at LSU														
		TEXAS A&M – 4 OF 6 (66.7%)		6	4	24	3	1	2	1	0	0	2	0	0	0
		OPPONENTS – 2 OF 4 (50.0%)		4	2	10	1	1	0	1	2	0	0	0	0	0

# TEAM COMPARISON GAME-BY-GAME

	Date	Opponent	Score	FIRST DOWNS				Pen	RUSHING Number-Yards	PASSING		Yards	TOTAL OFFENSE Plays-Yards		Return Yds	Turnovers
				Total	Rush	Pass				Comp-Att-Int						
SEPT	4	Kent State	41-10	29/19	14/10	15/7	0/2		42-303/45-226	21-34-4/14-30-2		292/110	76-595/75-336		96/158	5/2
	11	vs Colorado														
	18	New Mexico														
	25	vs Arkansas														
OCT	2	Mississippi State														
	9	Alabama														
	16	at Missouri														
	23	South Carolina														
NOV	6	Auburn														
	13	at Ole Miss														
	20	Prairie View A&M														
	27	at LSU														
TOTALS			41-10	29/19	14/10	15/7	0/2		42-303/45-226	21-34-4/14-30-2		292/110	76-595/75-336		96/158	5/2

	Date	Opponent	3rd Down		4th Down		Time of Possession	TOP Margin	Avg		Avg	Yds/Play	Punting		Penalties	
			Conversions		Conversions				Yds/Rush		Yds/Pass		Number-Avg		Number-Yards	
SEPT	4	Kent State	9-13/7-18		0-1/0-0		35:43/24:00	11:43	7.2/5.0		8.6/3.7		7.8/4.5		0-0.0/8-40.2	6-70/2-10
	11	vs Colorado														
	18	New Mexico														
	25	vs Arkansas														
OCT	2	Mississippi State														
	9	Alabama														
	16	at Missouri														
	23	South Carolina														
NOV	6	Auburn														
	13	at Ole Miss														
	20	Prairie View A&M														
	27	at LSU														
TOTALS			9-13/7-18		0-1/0-0		35:43/24:00	11:43	7.2/5.0		8.6/3.7		7.8/4.5		0-0.0/8-40.2	6-70/2-10

numbers formatted in team/opponent format

# TEXAS A&M INDIVIDUAL STATISTICS

RUSHING										
	GP	Att	Gain	Loss	Net	Avg	TD	Long	Avg/G	
6 Devon Achane	1	12	127	3	124	10.3	2	63	124.0	
28 Isaiah Spiller	1	17	113	0	113	6.6	0	19	113.0	
13 Haynes King	1	5	29	7	22	4.4	0	14	22.0	
24 Earnest Crowner	1	3	18	0	18	6.0	0	11	18.0	
0 Ainius Smith	1	3	16	0	16	5.3	0	8	16.0	
10 Zach Calzada	1	1	12	0	12	12.0	0	12	12.0	
TEAM	1	1	0	2	-2	-2.0	0	0	-2.0	
TOTAL	1	42	315	12	303	7.2	2	63	303.0	
OPPONENTS	1	45	252	26	226	5.0	1	38	226.0	

RECEIVING										
	GP	No.	Yds	Avg	TD	Long	Avg/G			
0 Ainius Smith	1	8	100	12.5	2	27	100.0			
81 Caleb Chapman	1	4	91	22.8	0	53	91.0			
85 Jalen Wydermyer	1	4	36	9.0	0	18	36.0			
2 Chase Lane	1	3	41	13.7	0	14	41.0			
28 Isaiah Spiller	1	2	24	12.0	0	12	24.0			
TOTAL	1	21	292	13.9	2	53	292.0			
OPPONENTS	1	14	110	7.9	0	19	110.0			

PASSING									
	GP	Effic	Cmp-Att-Int	Pct	Yds	TD	Lng	Avg/G	
13 Haynes King	1	139.78	21-33-3	63.6	292	2	53	292.0	
10 Zach Calzada	1	-200.00	0-1-1	0.0	0	0	0	0.0	
TOTAL	1	129.79	21-34-4	61.8	292	2	53	292.0	
OPPONENTS	1	64.13	14-30-2	46.7	110	0	19	110.0	

TOTAL OFFENSE							
	GP	Plays	Rush	Pass	Total	Avg/G	
13 Haynes King	1	38	22	292	314	314.0	
6 Devon Achane	1	12	124	0	124	124.0	
28 Isaiah Spiller	1	17	113	0	113	113.0	
24 Earnest Crowner	1	3	18	0	18	18.0	
0 Ainius Smith	1	3	16	0	16	16.0	
10 Zach Calzada	1	2	12	0	12	12.0	
TEAM	1	1	-2	0	-2	-2.0	
TOTAL	1	76	303	292	595	595.0	
OPPONENTS	1	75	226	110	336	336.0	



# TEXAS A&M INDIVIDUAL STATISTICS

## ALL-PURPOSE

	G	Rush	Rec	PR	KOR	IR	Tot	Avg/G
28 Isaiah Spiller	1	113	24	0	0	0	137	137.0
0 Ainius Smith	1	16	100	11	0	0	127	127.0
6 Devon Achane	1	124	0	0	0	0	124	124.0
81 Caleb Chapman	1	0	91	0	0	0	91	91.0
9 Leon ONeal Jr.	1	0	0	0	0	85	85	85.0
2 Chase Lane	1	0	41	0	0	0	41	41.0
85 Jalen Wydermyer	1	0	36	0	0	0	36	36.0
13 Haynes King	1	22	0	0	0	0	22	22.0
24 Earnest Crownover	1	18	0	0	0	0	18	18.0
10 Zach Calzada	1	12	0	0	0	0	12	12.0
TEAM	1	-2	0	0	0	0	-2	-2.0
<b>TOTAL</b>	<b>1</b>	<b>303</b>	<b>292</b>	<b>11</b>	<b>0</b>	<b>85</b>	<b>691</b>	<b>691.0</b>
<b>OPPONENTS</b>	<b>1</b>	<b>226</b>	<b>110</b>	<b>0</b>	<b>90</b>	<b>68</b>	<b>494</b>	<b>494.0</b>

## SCORING

	TD	FGs	PATs				DXP	Saf	Points
			Kick	Rush	Rcv	Pass			
6 Devon Achane	2	0-0	0-0	0-0	0	0-0	0	0	12
0 Ainius Smith	2	0-0	0-0	0-0	0	0-0	0	0	12
47 Seth Small	0	2-2	5-5	0-0	0	0-0	0	0	11
9 Leon ONeal Jr.	1	0-0	0-0	0-0	0	0-0	0	0	6
<b>TOTAL</b>	<b>5</b>	<b>2-2</b>	<b>5-5</b>	<b>0-0</b>	<b>0</b>	<b>0-0</b>	<b>0</b>	<b>0</b>	<b>41</b>
<b>OPPONENTS</b>	<b>1</b>	<b>1-3</b>	<b>1-1</b>	<b>0-0</b>	<b>0</b>	<b>0-0</b>	<b>0</b>	<b>0</b>	<b>10</b>

## INTERCEPTIONS

	No.	Yds	Avg	TD	Long
9 Leon ONeal Jr.	2	85	42.5	1	85
<b>TOTAL</b>	<b>2</b>	<b>85</b>	<b>42.5</b>	<b>1</b>	<b>85</b>
<b>OPPONENTS</b>	<b>4</b>	<b>68</b>	<b>17.0</b>	<b>0</b>	<b>28</b>

## FIELD GOALS

	FGM-FGA	Pct	01-19	20-29	30-39	40-49	50-99	Lg	Blk
47 Seth Small	2-2	100.0	0-0	0-0	1-1	1-1	0-0	49	0
<b>TOTAL</b>	<b>2-2</b>	<b>100.0</b>	<b>0-0</b>	<b>0-0</b>	<b>1-1</b>	<b>1-1</b>	<b>0-0</b>	<b>49</b>	<b>0</b>

### FG SEQUENCE

Kent State  
vs Colorado  
New Mexico  
vs Arkansas  
Mississippi State  
Alabama  
at Missouri  
South Carolina  
Auburn  
at Ole Miss  
Prairie View A&M  
at LSU

### TEXAS A&M

(49),(36)

### OPPONENTS

(30),25,24

Numbers in (parentheses) indicate field goal was made. \* blocked

## PUNTING

	No.	Yds	Avg	Long	TB	FC	I20	50+	Blkd
95 Nik Constantinou	0	0	0.0	0	0	0	0	0	0
<b>TOTAL</b>	<b>0</b>	<b>0</b>	<b>0.0</b>	<b>0</b>	<b>0</b>	<b>0</b>	<b>0</b>	<b>0</b>	<b>0</b>
<b>OPPONENTS</b>	<b>8</b>	<b>322</b>	<b>40.2</b>	<b>57</b>	<b>0</b>	<b>2</b>	<b>4</b>	<b>1</b>	<b>0</b>

## KICKOFFS

	No.	Yds	Avg	TB	OB	Retn	Net	YdLn
19 Randy Bond	8	510	63.8	4	0			
<b>TOTAL</b>	<b>8</b>	<b>510</b>	<b>63.8</b>	<b>4</b>	<b>0</b>	<b>90</b>	<b>40.0</b>	<b>25</b>
<b>OPPONENTS</b>	<b>3</b>	<b>60</b>	<b>20.0</b>	<b>0</b>	<b>1</b>	<b>0</b>	<b>20.0</b>	<b>45</b>

## PUNT RETURNS

	No.	Yds	Avg	TD	Long
0 Ainius Smith	4	11	2.8	0	13
<b>TOTAL</b>	<b>4</b>	<b>11</b>	<b>2.8</b>	<b>0</b>	<b>13</b>
<b>OPPONENTS</b>	<b>0</b>	<b>0</b>	<b>0.0</b>	<b>0</b>	<b>0</b>

## KICK RETURNS

	No.	Yds	Avg	TD	Long
2 Chase Lane	0	0	0.0	0	0
<b>TOTAL</b>	<b>0</b>	<b>0</b>	<b>0.0</b>	<b>0</b>	<b>0</b>
<b>OPPONENTS</b>	<b>4</b>	<b>90</b>	<b>22.5</b>	<b>0</b>	<b>26</b>

## FUMBLE RETURNS

	No.	Yds	Avg	TD	Long
<b>TOTAL</b>	<b>0</b>	<b>0</b>	<b>0.0</b>	<b>0</b>	<b>0</b>
<b>OPPONENTS</b>	<b>0</b>	<b>0</b>	<b>0.0</b>	<b>0</b>	<b>0</b>

# TEXAS A&M DEFENSIVE STATISTICS

		Tackles			Sacks		Pass Def			Fumbles		Blkd	
	GP	Solo	Ast	Total	TFL/Yds	No-Yds	Int-Yds	BrUp	QBH	Rcv-Yds	FF	Kick	Saf
1	Aaron Hansford	1	3	5	8	.	.	.	1	.	.	.	.
14	Keldrick Carper	1	4	3	7	.	.	.	1	.	.	.	.
27	Antonio Johnson	1	6	.	6	1.0-5	.	.	.	.	.	.	.
45	Edgerrin Cooper	1	2	3	5	.	.	.	.	.	.	.	.
8	DeMarvin Leal	1	2	3	5	1.0-4	1.0-4	.	.	.	.	.	.
5	Shemar Turner	1	1	3	4	1.5-8	1.5-8	.	.	.	.	.	.
10	Fadil Diggs	1	1	3	4	1.0-3	1.0-3	.	.	.	.	.	.
9	Leon O'Neal Jr.	1	3	1	4	1.0-1	.	2-85	.	.	.	.	.
7	Tyreek Chappell	1	2	1	3	.	.	.	.	.	.	.	.
26	Demani Richardson	1	1	2	3	.	.	.	.	.	.	.	.
6	Adarious Jones	1	1	2	3	.	.	.	.	.	.	.	.
16	Brian George	1	3	.	3	.	.	.	.	.	.	.	.
23	Tarian Lee	1	1	1	2	.	.	.	.	.	.	.	.
32	Andre White	1	.	2	2	.	.	.	.	.	.	.	.
3	Tyree Johnson	1	1	1	2	.	.	.	1	.	.	.	.
93	Dallas Walker IV	1	.	2	2	.	.	.	.	.	.	.	.
92	Jayden Peevy	1	1	1	2	.	.	.	2	.	.	.	.
34	Isaiah Raikes	1	1	1	2	.	.	.	.	.	.	.	.
24	Chris Russell	1	1	1	2	1.0-2	.	.	.	.	.	.	.
20	Jardin Gilbert	1	.	2	2	0.5-4	0.5-4	.	.	.	.	.	.
22	Antonio Doyle Jr.	1	1	1	2	.	.	.	.	.	.	.	.
41	R.J. Orebo	1	1	.	1	1.0-1	.	.	.	.	.	.	.
13	Haynes King	1	1	.	1	.	.	.	.	.	.	.	.
11	Deuce Harmon	1	.	1	1	.	.	.	.	.	.	.	.
43	Alex Zettler	1	1	.	1	.	.	.	.	.	.	.	.
37	Jahzion Harris	1	1	.	1	1.0-3	1.0-3	.	.	.	.	.	.
10	Zach Calzada	1	1	.	1	.	.	.	.	.	.	.	.
81	Caleb Chapman	1	1	.	1	.	.	.	.	.	.	.	.
5	Jalen Preston	1	.	1	1	.	.	.	.	.	.	.	.
85	Jalen Wydermyer	1	1	.	1	.	.	.	.	.	.	.	.
TOTAL		1	42	40	82	9-31	5-22	2-85	4	1	.	.	.
OPPONENTS		1	35	34	69	5.0-11	2-7	4-68	3	1	1-0	.	.

## LEADERS

### SOLO TACKLES

27	A Johnson	.....6
14	K Carper	.....4
1	A Hansford	.....3
9	L O'Neal Jr.	.....3
16	B George	.....3

### ASSISTED TACKLES

33	A Hansford	.....5
14	K Carper	.....3
45	E Cooper	.....3
8	D Leal	.....3
5	S Turner	.....3
10	F Diggs	.....3

### TACKLES FOR LOSS/YDS

5	S Turner	..... 1.5/8
27	A Johnson	..... 1.0/5
8	D Leal	..... 1.0/4
37	J Harris	..... 1.0/3
10	F Diggs	..... 1.0/3
10	F Diggs	..... 1.0/3

### QB SACKS/YDS

5	S Turner	..... 1.5/8
8	D Leal	..... 1.0/4
37	J Harris	..... 1.0/3
10	F Diggs	..... 1.0/3
20	J Gilbert	..... 0.5/4

### SPECIAL TEAMS TACKLES

22	A Doyle	.....2
1	A Hansford	..... 1
45	E Cooper	..... 1
24	C Russell	..... 1
5	J Preston	..... 1

# PARTICIPATION CHART

	Name	GP/GS	KENT	COLO	UNM	ARK	MSST	BAMA	MIZZ	SC	AUB	MISS	PVAMU	LSU
6	Devon Achane	1/-	XXX											
70	Josh Bankhead	1/-	XXX											
19	Randy Bond	1/-	XXX											
10	Zach Calzada	1/-	XXX											
14	Keldrick Carper	1/1	START											
81	Caleb Chapman	1/-	XXX											
7	Tyreek Chappell	1/-	XXX											
52	Smart Chibuzo	1/-	XXX											
12	Connor Choate	1/-	XXX											
95	N Constantinou	1/-	XXX											
45	Edgerrin Cooper	1/1	START											
24	E Crownover	1/-	XXX											
1	Demond Demas	1/-	XXX											
10	Fadil Diggs	1/-	XXX											
22	A Doyle Jr.	1/-	XXX											
16	Brian George	1/1	START											
20	Jardin Gilbert	1/-	XXX											
55	Kenyon Green	1/1	START											
1	Aaron Hansford	1/-	XXX											
11	Deuce Harmon	1/-	XXX											
37	Jahzion Harris	1/-	XXX											
76	R Fatheree II	1/-	XXX											
7	M Muhammad III	1/-	XXX											
25	Deondre Jackson	1/-	XXX											
16	Kenyon Jackson	1/-	XXX											
90	Elijah Jeudy	1/-	XXX											
27	Antonio Johnson	1/1	START											
58	Jahmir Johnson	1/1	START											
3	Tyree Johnson	1/1	START											
6	Adarius Jones	1/1	START											
17	Jaylon Jones	1/1	START											
13	Haynes King	1/1	START											
2	Chase Lane	1/1	START											
8	DeMarvin Leal	1/1	START											
23	Tarian Lee	1/-	XXX											
30	Reese Mason	1/-	XXX											
75	Luke Matthews	1/-	XXX											
31	Dreyden Norwood	1/-	XXX											
9	Leon ONeal	1/1	START											
41	R.J. Orebo	1/-	XXX											
92	Jayden Peevy	1/1	START											
5	Jalen Preston	1/-	XXX											
3	Devin Price	1/-	XXX											
34	Isaiah Raikes	1/-	XXX											
15	Albert Regis	1/-	XXX											
26	D Richardson	1/1	START											
24	Chris Russell	1/-	XXX											
47	Seth Small	1/-	XXX											
0	Ainias Smith	1/1	START											
66	Spasojevic-Moko	1/-	XXX											
28	Isaiah Spiller	1/1	START											
17	Eli Stowers	1/-	XXX											
53	Blake Trainor	1/-	XXX											
5	Shemar Turner	1/-	XXX											
93	Dallas Walker	1/-	XXX											
32	Andre White	1/-	XXX											
85	Jalen Wydermyer	1/1	START											
43	Alex Zettler	1/-	XXX											



# RUSHING/RECEIVING/PASSING GAME-BY-GAME

## RUSHING

	Name	No-Yds/TD	KENT	COLO	ARK	MSST	BAMA	MIZZ	SC	AUB	MISS	PVAMU	LSU
6	Devon Achane	12-124/2	12-124/2										
28	Isaiah Spiller	17-113/0	17-113/0										
13	Haynes King	5-22/0	5-22/0										
24	E Crownover	3-18/0	3-18/0										
0	Ainias Smith	3-16/0	3-16/0										
10	Zach Calzada	1-12/0	1-12/0										
	TEAM	1--2/0	1--2/0										

## RECEIVING

	Name	No-Yds/TD	KENT	COLO	ARK	MSST	BAMA	MIZZ	SC	AUB	MISS	PVAMU	LSU
0	Ainias Smith	8-100/2	8-100/2										
81	Caleb Chapman	4-91/0	4-91/0										
2	Chase Lane	3-41/0	3-41/0										
85	Jalen Wydermyer	4-36/0	4-36/0										
28	Isaiah Spiller	2-24/0	2-24/0										

## PASSING

### #13 HAYNES KING

	Att	Comp	Int	Pct	Yards	TD	Long	Sack	Yds	Effic
Kent State	33	21	3	63.6	292	2	53	2	7	139.8
vs Colorado										
New Mexico										
vs Arkansas										
Mississippi State										
Alabama										
at Missouri										
South Carolina										
Auburn										
Ole Miss										
Prairie View A&M										
at LSU										
TOTALS	33	21	3	63.6	292	2	53	2	7	139.8

### #10 ZACH CALZADA

	Att	Comp	Int	Pct	Yards	TD	Long	Sack	Yds	Effic
Kent State	1	0	1	0.0	0	0	0	0	0	-200.0
vs Colorado										
New Mexico										
vs Arkansas										
Mississippi State										
Alabama										
at Missouri										
South Carolina										
Auburn										
Ole Miss										
Prairie View A&M										
at LSU										
TOTALS	1	0	1	0.0	0	0	0	0	0	-200.0

# TACKLES GAME-BY-GAME

	Name	Solo-Ast	Total	KENT	COLO	UNM	ARK	MSST	BAMA	MIZZ	SC	AUB	MISS	PVAMU	LSU
1	Aaron Hansford	3-5	8	3-5											
14	Keldrick Carper	4-3	7	4-3											
27	Antonio Johnson	6-0	6	6-0											
8	DeMarvin Leal	2-3	5	2-3											
45	Edgerrin Cooper	2-3	5	2-3											
9	Leon ONeal	3-1	4	3-1											
10	Fadiil Diggs	1-3	4	1-3											
5	Shemar Turner	1-3	4	1-3											
7	Tyreek Chappell	2-1	3	2-1											
6	Adarious Jones	1-2	3	1-2											
16	Brian George	3-0	3	3-0											
26	D Richardson	1-2	3	1-2											
34	Isaiah Raikes	1-1	2	1-1											
33	Andre White	0-2	2	0-2											
24	Chris Russell	1-1	2	1-1											
3	Tyree Johnson	1-1	2	1-1											
23	Tarian Lee	1-1	2	1-1											
22	A Doyle Jr.	1-1	2	1-1											
92	Jayden Peevy	1-1	2	1-1											
93	Dallas Walker	0-2	2	0-2											
20	Jardin Gilbert	0-2	2	0-2											
37	Jahzion Harris	1-0	1	1-0											
41	R.J. Orebo	1-0	1	1-0											
43	Alex Zettler	1-0	1	1-0											
10	Zach Calzada	1-0	1	1-0											
11	Deuce Harmon	0-1	1	0-1											
13	Haynes King	1-0	1	1-0											
5	Jalen Preston	0-1	1	0-1											
81	Caleb Chapman	1-0	1	1-0											
85	Jalen Wydermyer	1-0	1	1-0											

# SEASON SUPERLATIVES

## TEXAS A&M

### INDIVIDUAL GAME HIGHS

Rushes	17	Isaiah Spiller vs Kent State (Sep 04, 2021)
Yards Rushing	124	Devon Achane vs Kent State (Sep 04, 2021)
TD Rushes	2	Devon Achane vs Kent State (Sep 04, 2021)
Long Rush	63	Devon Achane vs Kent State (Sep 04, 2021)
Pass attempts	33	Haynes King vs Kent State (Sep 04, 2021)
Pass completions	21	Haynes King vs Kent State (Sep 04, 2021)
Yards Passing	292	Haynes King vs Kent State (Sep 04, 2021)
TD Passes	2	Haynes King vs Kent State (Sep 04, 2021)
Long Pass	53	Haynes King vs Kent State (Sep 04, 2021)
Receptions	8	Ainias Smith vs Kent State (Sep 04, 2021)
Yards Receiving	100	Ainias Smith vs Kent State (Sep 04, 2021)
TD Receptions	2	Ainias Smith vs Kent State (Sep 04, 2021)
Long Reception	53	Caleb Chapman vs Kent State (Sep 04, 2021)
Field Goals	2	Seth Small vs Kent State (Sep 04, 2021)
Long Field Goal	49	Seth Small vs Kent State (Sep 04, 2021)
Punts	0	
Punting Avg	0.0	
Long Punt	0	
Punts inside 20	0	
Long Punt Return	13	Ainias Smith vs Kent State (Sep 04, 2021)
Long Kickoff Return	0	
Tackles	8	Aaron Hansford vs Kent State (Sep 04, 2021)
Sacks	1.5	Shemar Turner vs Kent State (Sep 04, 2021)
Tackles For Loss	1.5	Shemar Turner vs Kent State (Sep 04, 2021)
Interceptions	2	Leon ONeal Jr. vs Kent State (Sep 04, 2021)

### TEAM GAME HIGHS

Rushes	42	vs Kent State (Sep 04, 2021)
Yards Rushing	303	vs Kent State (Sep 04, 2021)
Yards Per Rush	7.2	vs Kent State (Sep 04, 2021)
TD Rushes	2	vs Kent State (Sep 04, 2021)
Pass attempts	34	vs Kent State (Sep 04, 2021)
Pass completions	21	vs Kent State (Sep 04, 2021)
Yards Passing	292	vs Kent State (Sep 04, 2021)
Yards Per Pass	8.6	vs Kent State (Sep 04, 2021)
TD Passes	2	vs Kent State (Sep 04, 2021)
Total Plays	76	vs Kent State (Sep 04, 2021)
Total Offense	595	vs Kent State (Sep 04, 2021)
Yards Per Play	7.8	vs Kent State (Sep 04, 2021)
Points	41	vs Kent State (Sep 04, 2021)
Sacks By	5	vs Kent State (Sep 04, 2021)
First Downs	29	vs Kent State (Sep 04, 2021)
Penalties	6	vs Kent State (Sep 04, 2021)
Penalty Yards	70	vs Kent State (Sep 04, 2021)
Turnovers	5	vs Kent State (Sep 04, 2021)
Interceptions By	2	vs Kent State (Sep 04, 2021)
Punts	0	
Punting Avg	0.0	
Long Punt	0	
Punts inside 20	0	
Long Punt Return	13	vs Kent State (Sep 04, 2021)

## OPPONENTS

### INDIVIDUAL GAME HIGHS

Rushes	11	Dustin Crum of Kent State (Sep 04, 2021)
Yards Rushing	73	Xavier Williams of Kent State (Sep 04, 2021)
TD Rushes	1	Collin Schlee of Kent State (Sep 04, 2021)
Long Rush	38	Xavier Williams of Kent State (Sep 04, 2021)
Pass attempts	26	Dustin Crum of Kent State (Sep 04, 2021)
Pass completions	12	Dustin Crum of Kent State (Sep 04, 2021)
Yards Passing	89	Dustin Crum of Kent State (Sep 04, 2021)
TD Passes	0	
Long Pass	19	Dustin Crum of Kent State (Sep 04, 2021)
Receptions	3	Dante Cephas of Kent State (Sep 04, 2021)
		Keshunn Abram of Kent State (Sep 04, 2021)
Yards Receiving	24	Keshunn Abram of Kent State (Sep 04, 2021)
TD Receptions	0	
Long Reception	19	Marquez Cooper of Kent State (Sep 04, 2021)
Field Goals	1	Andrew Glass of Kent State (Sep 04, 2021)
Long Field Goal	30	Andrew Glass of Kent State (Sep 04, 2021)
Punts	8	Josh Smith of Kent State (Sep 04, 2021)
Punting Avg	40.2	Josh Smith of Kent State (Sep 04, 2021)
Long Punt	57	Josh Smith of Kent State (Sep 04, 2021)
Punts inside 20	4	Josh Smith of Kent State (Sep 04, 2021)
Long Punt Return	0	
Long Kickoff Return	26	C.J. Holmes of Kent State (Sep 04, 2021)
		Nykeim Johnson of Kent State (Sep 04, 2021)
Tackles	8	Dean Clark of Kent State (Sep 04, 2021)
		C.J. Holmes of Kent State (Sep 04, 2021)
Sacks	1.0	AJ Musolino of Kent State (Sep 04, 2021)
		CJ West of Kent State (Sep 04, 2021)
Tackles For Loss	2.0	AJ Musolino of Kent State (Sep 04, 2021)
Interceptions	2	Elvis Hines of Kent State (Sep 04, 2021)

### TEAM GAME HIGHS

Rushes	45	Kent State (Sep 04, 2021)
Yards Rushing	226	Kent State (Sep 04, 2021)
Yards Per Rush	5.0	Kent State (Sep 04, 2021)
TD Rushes	1	Kent State (Sep 04, 2021)
Pass attempts	30	Kent State (Sep 04, 2021)
Pass completions	14	Kent State (Sep 04, 2021)
Yards Passing	110	Kent State (Sep 04, 2021)
Yards Per Pass	3.7	Kent State (Sep 04, 2021)
TD Passes	0	
Total Plays	75	Kent State (Sep 04, 2021)
Total Offense	336	Kent State (Sep 04, 2021)
Yards Per Play	4.5	Kent State (Sep 04, 2021)
Points	10	Kent State (Sep 04, 2021)
Sacks By	2	Kent State (Sep 04, 2021)
First Downs	19	Kent State (Sep 04, 2021)
Penalties	2	Kent State (Sep 04, 2021)
Penalty Yards	10	Kent State (Sep 04, 2021)
Turnovers	2	Kent State (Sep 04, 2021)
Interceptions By	4	Kent State (Sep 04, 2021)
Punts	8	Kent State (Sep 04, 2021)
Punting Avg	40.2	Kent State (Sep 04, 2021)
Long Punt	57	Kent State (Sep 04, 2021)
Punts inside 20	4	Kent State (Sep 04, 2021)
Long Punt Return	0	



# MISCELLANEOUS STATISTICS

## STARTING FIELD POSITION

	A&M Avg. Start	Opp. Avg. Start	A&M Advantage
Kent State	own 27.0	own 25.4	+1.6
vs Colorado			
New Mexico			
vs Arkansas			
Mississippi State			
Alabama			
at Missouri			
South Carolina			
Auburn			
at Ole Miss			
Prairie View A&M			
at LSU			
<b>Totals</b>	<b>own 27.0</b>	<b>own 25.4</b>	

## POINTS OFF TURNOVERS

Opponent	TEXAS A&M				OPPONENTS			
	TOs	TDs	FG-Att	Pts.	A&M TOs	TDs	FG-Att	Pts.
Kent State	2	1	0-0	7	5	0	0-2	0
vs Colorado								
New Mexico								
vs Arkansas								
Mississippi State								
Alabama								
at Missouri								
South Carolina								
Auburn								
at Ole Miss								
Prairie View A&M								
at LSU								
<b>Totals</b>	<b>2 (0/0, 2 int)</b>	<b>1</b>	<b>0-0</b>	<b>7</b>	<b>5 (1/1, 4 int)</b>	<b>0</b>	<b>0-2</b>	<b>0</b>

F/L: total fumbles/fumbles lost

## PENALTIES

	A&M Pen.-Yds.	Opp. Pen.-Yds.	A&M Yd Diff
Kent State	6-70	2-10	+60
vs Colorado			
New Mexico			
vs Arkansas			
Mississippi State			
Alabama			
at Missouri			
South Carolina			
Auburn			
at Ole Miss			
Prairie View A&M			
at LSU			
<b>Totals (per gm avg.)</b>	<b>6-70 (70.0)</b>	<b>2-10 (10.0)</b>	

## GAME-OPENING DRIVES

	TEXAS A&M					OPPONENTS				
	Pts	Res	1 Dn	Pl-Yds	Time	Pts	Res	1 Dn	Pl-Yds	Time
Kent State	7	TD	5	10-75	5:33	3	FG	4	10-68	3:59
vs Colorado										
New Mexico										
vs Arkansas										
Mississippi State										
Alabama										
at Missouri										
South Carolina										
Auburn										
at Ole Miss										
Prairie View A&M										
at LSU										
<b>Totals</b>	<b>7</b>		<b>5</b>	<b>10-75*</b>	<b>5:33*</b>	<b>3</b>		<b>4</b>	<b>10-68*</b>	<b>3:59*</b>

\* average / does not include return TDs

^ drive began following turnover

## SECOND HALF-OPENING DRIVES

	TEXAS A&M					OPPONENTS				
	Pts	Res	1 Dn	Pl-Yds	Time	Pts	Res	1 Dn	Pl-Yds	Time
Kent State	3	FG	3	9-47	4:03	0	PUNT	0	3-0	0:55
vs Colorado										
New Mexico										
vs Arkansas										
Mississippi State										
Alabama										
at Missouri										
South Carolina										
Auburn										
at Ole Miss										
Prairie View A&M										
at LSU										
<b>Totals</b>	<b>3</b>		<b>3</b>	<b>9-47*</b>	<b>4:03*</b>	<b>0</b>		<b>0</b>	<b>3-0*</b>	<b>0:55*</b>

\* average / does not include return TDs

^ drive began following turnover

## A&M SCORING DRIVES

	Scoring Drives	TIME		PLAYS		5 or less	1-Play
		Total	Avg	Total	Avg		
Kent State	6	18:22	3:03	40	6.7	3	0
vs Colorado							
New Mexico							
vs Arkansas							
Mississippi State							
Alabama							
at Missouri							
South Carolina							
Auburn							
at Ole Miss							
Prairie View A&M							
at LSU							
<b>Totals</b>	<b>6</b>	<b>18:22</b>	<b>3:03</b>	<b>40</b>	<b>6.7</b>	<b>3</b>	<b>0</b>

\* not including overtime possessions or defensive/special teams touchdowns

# STARTING LINEUPS

## OFFENSIVE STARTERS

	WR	LT	LG	C	RG	RT	TE/WR	RB/WR/TE	WR	QB	RB/WR
Kent State	Snith	Ja Johnson	Ogunbiyi	Foster	Robinson	Green	Wydermyer	Wright	Lane	King	Spiller
vs Colorado											
New Mexico											
vs Arkansas											
Mississippi State											
Alabama											
at Missouri											
South Carolina											
Auburn											
at Ole Miss											
Prairie View A&M											
at LSU											

## DEFENSIVE STARTERS

	DE	DT	DT	DE/LB/S	LB	LB/DB	LB/NICKLE	CB	CB	SS	FS
Kent State	T Johnson	Peevy	A Jones	Leal	Cooper	Carper	A Johnson	George	J Jones	O'Neal	Richardson
vs Colorado											
New Mexico											
vs Arkansas											
Mississippi State											
Alabama											
at Missouri											
South Carolina											
Auburn											
at Ole Miss											
Prairie View A&M											
at LSU											

\* Started as a nickel back

## START CHART

	Career Starts	Consec Starts
Myles Jones	29	–
Kenyon Green	24	24
Jalen Wydermyer	22	21
Leon O'Neal Jr.	22	17
Demani Richardson	20	3
Isaiah Spiller	19	10
Demarvin Leal	18	18
Micheal Clemons	16	–
Tyree Johnson	16	6
Jayden Peevy	15	13
Aaron Hansford	11	–
Jaylon Jones	11	11
Chase Lane	10	10
Ainias Smith	10	5
Keldrick Carper	9	–
Hezekiah Jones	7	–
Erick Young	6	–
Caleb Chapman	3	–
Brian George	3	3
Antonio Johnson	2	2
Haynes King	1	1
Jahmir Johnson	1	1
Aki Ogunbiyi	1	1
Bryce Foster	1	1
Layden Robinson	1	1
Max Wright	1	1
Adarius Jones	1	1
Edgerrin Cooper	1	1
Andre White	1	–
McKinnley Jackson	1	–
Jalen Preston	1	–
Brian Williams	1	–

## 12<sup>TH</sup> MAN REP

	12th Man	#
Kent St	Choate	1
Colorado		
New Mexico		
Arkansas		
Miss State		
Alabama		
Missouri		
SC		
Auburn		
Ole Miss		
PVAMU		
LSU		

# - appearances as 12th Man representative

# TEXAS A&M'S 20-PLUS YARD PLAYS (6)

Yards	Type	Player(s)	Opponent
*85	INT.....	Leon O'Neal .....	Kent State
*63	Rush.....	Devon Achane .....	Kent State
53	Pass.....	Caleb Chapman from Haynes King.....	Kent State
30	Rush.....	Devon Achane .....	Kent State
27	Pass.....	Ainias Smith from Haynes King .....	Kent State
23	Pass.....	Ainias Smith from Haynes King .....	Kent State

\* touchdown scored on play

## BY LENGTH

Yards	No.	TD
100+	0	0
90-99	0	0
80-89	1	1
70-79	0	0
60-69	1	1
50-59	1	0
40-49	0	0
30-39	1	0
20-29	2	0

## BY PLAY TYPE

Type	No.	TD
Rushing	2	1
Passing	3	0
Punt returns	0	0
Kick returns	0	0
Interceptions	1	1
Fumble returns	0	0
Other	0	0
<b>TOTAL</b>	<b>6</b>	<b>2</b>

## 20-YARD PLUS BY PLAYER

Player	No.	TD	R	P	KR	PR	IR	FR
Devon Achane	2	1	2	0	0	0	0	0
Ainias Smith	2	0	0	2	0	0	0	0
O'Neal, Leon	1	1	0	0	0	0	1	0
Caleb Chapman	1	0	0	1	0	0	0	0
<b>TOTAL</b>	<b>6</b>	<b>2</b>	<b>2</b>	<b>3</b>	<b>0</b>	<b>0</b>	<b>1</b>	<b>0</b>

## BY OPPONENT

	KS	COL	UNM	ARK	MSU	BAMA	MIZZ	SC	AUB	MISS	PV	LSU
Rushing	2											
Passing	3											
Punt returns	0											
Kick returns	0											
Interceptions	1											
Fumble returns	0											
Other	0											
<b>TOTAL</b>	<b>6</b>											

## LONGEST PLAYS OF 2021

### RUSHING

**63** Devon Achane vs Kent State .....Sept. 4

### RUSHING TOUCHDOWN

**63** Devon Achane vs Kent State .....Sept. 4

### PASSING

**53** Caleb Chapman from Haynes King vs Kent State .....Sept. 4

### PASSING TOUCHDOWN

**14** Ainias Smith from Haynes King vs Kent State .....Sept. 4

### PUNT RETURN

**13** Ainias Smith vs Kent State .....Sept. 4

### KICK RETURN

None

### INTERCEPTION RETURN

**85** Leon O'Neal vs Kent State .....Sept. 4

### FUMBLE RETURN

None

### PUNT

None

### FIELD GOAL

**49** Seth Small vs Kent State .....Sept. 4

# OPPONENT'S 20-PLUS YARD PLAYS (7)

Yards	Type	Player(s)	Team
38	Rush.....	Williams, Xavie .....	Kent State
28	INT.....	Bolden, Nico .....	Kent State
26	KR.....	Johnson, Nykei .....	Kent State
26	KR.....	Holmes, C.J. ....	Kent State
26	Rush.....	Crum, Dustin .....	Kent State
22	INT.....	Johns, Khalib .....	Kent State
21	KR.....	Poke, Ja'Shaun .....	Kent State

\* touchdown scored on play

## BY LENGTH

Yards	No.	TD
100+	0	0
90-99	0	0
80-89	0	0
70-79	0	0
60-69	0	0
50-59	0	0
40-49	0	0
30-39	1	0
20-29	6	0

## BY PLAY TYPE

Type	No.	TD
Rushing	2	0
Passing	0	0
Punt returns	0	0
Kick returns	3	0
Interceptions	2	0
Fumble returns	0	0
Other	0	0
<b>TOTAL</b>	<b>7</b>	<b>0</b>

## LONGEST PLAYS OF 2021

### RUSHING

**38** Xavier Williams of Kent State .....Sept. 4

### RUSHING TOUCHDOWN

**1** Collin Schlee of Kent State.....Sept. 4

### PASSING

**19** Marquez Cooper from Dustin Crum of Kent State.....Sept. 4

### PASSING TOUCHDOWN

None

### PUNT RETURN

None

### KICK RETURN

**26** Nykeim Johnson of Kent State .....Sept. 4

**26** CJ Holmes of Kent State .....Sept. 4

### INTERCEPTION RETURN

**60** Emmanuel Forbes of Miss. St. .... Oct. 17

### FUMBLE RETURN

None

### PUNT

**57** Josh Smith of Kent State.....Sept. 4

### FIELD GOAL

**30** Andrew Glass of Kent State.....Sept. 4



# THE LAST TIME...

## 100-YARD RUSHER

by A&M.....127, Devon Achane & 113, Isaiah Spiller vs Kent State (Sept. 4, 2021)  
by Opp. ....100, Rakeem Boyd of Arkansas (Oct. 31, 2020)

## TWO 100-YARD RUSHERS

by A&M.....127, Devon Achane vs Kent State (Sept. 4, 2021)  
113, Isaiah Spiller vs Kent State (Sept. 4, 2021)  
by Opp. ....127, Derrius Guice of LSU (Nov. 25, 2017)  
106, Darrel Williams of LSU (Nov. 25, 2017)

## 200-YARD RUSHER

by A&M.....217, Isaiah Spiller vs UTSA (Nov. 2, 2019)  
by Opp. ....285, Derrius Guice of LSU (Nov. 24, 2016)

## 60-YARD RUSH PLAY

by A&M.....63, Devon Achane vs Kent State (Sept. 4, 2021)  
by Opp. ....69, Jerriion Ealy of Ole Miss (Oct. 19, 2019)

## THREE-OR-MORE RUSHING TDs

by A&M.....3, Isaiah Spiller vs UTSA (Nov. 2, 2019)  
by Opp. ....3, Joe Burrow of LSU (Nov. 22, 2018)

## TEAM RUSHED FOR 300 YARDS

by A&M.....303 vs Kent State (Sept. 4, 2021)  
by Opp. ....365, Mississippi State (Nov. 5, 2016)

## TEAM RUSHED FOR LESS THAN 100 YARDS

by A&M.....72 vs LSU (Nov. 30, 2019)  
by Opp. ....90 by North Carolina (Jan. 2, 2021)

## 300-YARD PASSER

by A&M.....338, Kellen Mond vs Florida (Oct. 10, 2020)  
by Opp. ....312, Kyle Trask of Florida (Oct. 10, 2020)

## 400-YARD PASSER

by A&M.....430, Kellen Mond vs Clemson (Sept. 8, 2018)  
by Opp. ....435, Mac Jones of Alabama (Oct. 3, 2020)

## SCORED ON OVER A 50-YARD PASS PLAY

by A&M.....52 yds, Devon Achane from Kellen Mond at South Carolina (Nov. 7, 2020)  
by Opp. ....75 yds, Josh Downs from Sam Howell of North Carolina (Jan. 2, 2021)

## 30 PASS COMPLETIONS

by A&M.....31, Kellen Mond vs Auburn (Sept. 21, 2019)  
by Opp. ....32, J Wolford of Wake Forest (Dec. 29, 2017)

## 40 PASS ATTEMPTS

by A&M.....44, Kellen Mond at Alabama (Oct. 3, 2020)  
by Opp. ....41, Ryan Hilinski of South Carolina (Nov. 16, 2019)

## THREE-OR-MORE TD PASSES

by A&M.....4, Kellen Mond at South Carolina (Nov. 7, 2020)  
by Opp. ....3, Sam Howell of North Carolina (Jan. 2, 2021)

## FOUR-OR-MORE TD PASSES

by A&M.....4, Kellen Mond at South Carolina (Nov. 7, 2020)  
by Opp. ....4, Kyle Trask of Florida (Oct. 10, 2020)

## 100-YARD RECEIVER

by A&M.....100, Ainias Smith vs Kent State (Sept. 4, 2021)  
by Opp. ....134, Terrace Marshall Jr. of LSU (Nov. 28, 2020)

## 10-OR-MORE RECEIVERS

by A&M.....11 vs Northwestern State (Aug. 30, 2018)  
by Opp. ....11, LSU (Nov. 22, 2018)

## 10-OR-MORE RECEPTIONS

by A&M.....13, Christian Kirk & 12, Jhamon Ausbon vs Wake Forest (Dec. 29, 2017)  
by Opp. ....10, Terrace Marshall Jr. of LSU (Nov. 28, 2020)

## FOUR FIELD GOALS

by A&M.....4, Seth Small at South Carolina (Oct. 13, 2018)  
by Opp. ....4, Rodrigo Blankenship of Georgia (Nov. 23, 2019)

## 50-YARD FIELD GOAL

by A&M.....50, Seth Small vs Arkansas (Sept. 28, 2019)  
by Opp. ....53, E. Mcpherson of Florida (Oct. 10, 2020)

## 60-YARD FIELD GOAL

by A&M.....62, Terence Kitchens vs Southern Miss (Sept. 25, 1999)

## RECORDED A BLOCKED PUNT

by A&M.....Chris Russell at Miss. St. (2nd Qtr) (Oct. 17, 2020)  
by Opp. ....Ale Kaho of Alabama (4th Qtr) (Oct. 12, 2019)

## RECORDED A BLOCKED FIELD GOAL ATTEMPT

by A&M.....Justin Madubuike vs Ole Miss (3rd Qtr) (Oct. 19, 2019)  
by Opp. ....Dexter Lawrence of Clemson (2nd Qtr) (Sept. 8, 2018)

## A KICKOFF WAS RETURNED FOR A TD

by A&M.....100 yards, Jashaun Corbin vs Arkansas (Sept. 29, 2018)  
by Opp. ....100 yards, Elijah Lilly of New Mexico (Nov. 11, 2017)

## OPENING KICKOFF WAS RETURNED FOR A TD

by A&M.....100 yards, Jashaun Corbin vs Arkansas (Sept. 29, 2018)

## PUNT RETURN FOR A TD

by A&M.....90 yards, Christian Kirk vs New Mexico (Nov. 11, 2017)  
by Opp. ....59 yards, J Bates of Wake Forest (Dec. 29, 2017)

## BLOCKED PUNT RETURN FOR A TD

by A&M.....Charles Oliver vs Wake Forest, 0 yards (Dec. 29, 2017)  
by Opp. ....Tyrell Shavers of Alabama, 2 yards (Oct. 12, 2019)

## INTERCEPTION RETURNED FOR A TD

by A&M.....Leon O'Neal vs Kent State, 85 yds (Sept. 4, 2021)  
by Opp. ....Emmanuel Forbes of Miss. St. , 60 yds (Oct. 17, 2020)

## FUMBLE RECOVERY FOR A TD

by A&M.....Buddy Johnson vs Ole Miss, 62 yards (Oct. 19, 2019)  
by Opp. ....DeJon Harris of Arkansas, 6 yds (Sept. 28, 2019)

## A TEAM SCORED A SAFETY

by A&M.....vs Alabama in College Station (Oct. 7, 2017)  
(Gillaspia blocked punt out of endzone)  
by Opp. ....by Vanderbilt in College Station (Sept. 26, 2020)  
(Penalty on punt return occurred in the endzone)

## OVERTIME HISTORY

### (14-6 OVERALL, 9-3 HOME, 1-2 AWAY, 4-1 NEUTRAL)

Nov. 1, 1997	A&M 28, Oklahoma State 25	1 OT	College Station
Dec. 5, 1998	A&M 36, Kansas State 33	2 OT	St. Louis (Big 12 Championship)
Dec. 31, 2000	Mississippi State 43, A&M 41	1 OT	Shreveport, La. (Independence Bowl)
Oct. 5, 2002	Texas Tech 48, A&M 47	1 OT	College Station
Nov. 16, 2002	Missouri 33, A&M 27	2 OT	College Station
Oct. 23, 2004	A&M 29, Colorado 26	1 OT	College Station
Oct. 30, 2004	Baylor 35, A&M 34	1 OT	Waco, Texas
Nov. 13, 2004	A&M 32, Texas Tech 25	1 OT	College Station
Oct. 1, 2005	A&M 16, Baylor 13	1 OT	College Station
Oct. 21, 2006	A&M 34, Oklahoma State 33	1 OT	Stillwater, Okla.
Sept. 8, 2007	A&M 47, Fresno State 45	3 OT	College Station
Oct. 29, 2011	Missouri 38, A&M 31	1 OT	College Station
Nov. 11, 2011	Kansas State 53, A&M 50	4 OT	Manhattan, Kan.
Sept. 27, 2014	A&M 35, Arkansas 28	1 OT	Arlington, Texas
Sept. 26, 2015	A&M 28, Arkansas 21	1 OT	Arlington, Texas
Sept. 3, 2016	A&M 31, UCLA 24	1 OT	College Station
Oct. 8, 2016	A&M 45, Tennessee 38	2 OT	College Station
Sept. 23, 2017	A&M 50, Arkansas 43	1 OT	Arlington, Texas
Oct. 6, 2018	A&M 20, Kentucky 14	1 OT	College Station
Nov. 22, 2018	A&M 74, LSU 72	7 OT	College Station

# SEASON/CAREER STATISTICS

## OFFENSE

RUSHING	SEASON STATISTICS										CAREER STATISTICS									
	GP	Att	Gain	Loss	Net	Avg	TD	Long	Avg/G		GP	Att	Gain	Loss	Net	Avg	TD	Long	Avg/G	
Devon Achane	1	12	127	3	124	10.3	2	63	124.0	.....	9	55	493	5	488	8.9	6	76	54.2	
Isaiah Spiller	1	17	113	0	113	6.6	0	19	113.0	.....	24	379	2193	98	2095	5.5	19	85	87.3	
Haynes King	1	5	29	7	22	4.4	0	14	22.0	.....	3	11	72	7	65	5.9	0	22	21.7	
Earnest Crownover	1	3	18	0	18	6.0	0	11	18.0	.....	5	6	34	0	34	5.7	0	11	6.8	
Ainias Smith	1	3	16	0	16	5.3	0	8	16.0	.....	23	59	373	10	363	6.2	4	38	15.8	
Zach Calzada	1	1	12	0	12	12.0	0	12	12.0	.....	4	6	21	9	12	2.0	0	12	3.0	
TEAM	1	1	0	2	-2	-2.0	0	0	-2.0											
<b>Total.....</b>	<b>1</b>	<b>42</b>	<b>315</b>	<b>12</b>	<b>303</b>	<b>7.2</b>	<b>2</b>	<b>63</b>	<b>303.0</b>											
<b>Opponents.....</b>	<b>1</b>	<b>45</b>	<b>252</b>	<b>26</b>	<b>226</b>	<b>5.0</b>	<b>1</b>	<b>38</b>	<b>226.0</b>											

PASSING	GP	SEASON STATISTICS									CAREER STATISTICS							
		Effic	Cmp-Att-Int	Pct	Yds	TD	Lng	Avg/G	GP		Effic	Att-Cmp-Int	Pct	Yds	TD	Lng	Avg/G	
Haynes King	1	139.78	21-33-3	63.6	292	2	53	292.0	.....	3	146.98	37-23-4	62.2	351	3	53	117.0	
Zach Calzada	1	-200.00	0-1-1	0.0	0	0	0	0.0	.....	4	103.09	25-12-2	48.0	133	2	25	33.2	
Total.....	1	129.79	21-34-4	61.8	292	2	53	292.0										
Opponents.....	1	64.13	14-30-2	46.7	110	0	19	110.0										

RECEIVING	SEASON STATISTICS										CAREER STATISTICS									
	GP	No.	Yds	Avg	TD	Long	Avg/G				GP	No.	Yds	Avg	TD	Long	Avg/G			
Ainias Smith	1	8	100	12.5	2	27	100.0	.....			23	73	912	12.5	11	54	39.7			
Caleb Chapman	1	4	91	22.8	0	53	91.0	.....			17	19	294	15.5	3	53	17.3			
Jalen Wydermyer	1	4	36	9.0	0	18	36.0	.....			1	4	36	9.0	0	18	36.0			
Chase Lane	1	3	41	13.7	0	14	41.0	.....			13	32	450	14.1	2	51	34.6			
Isaiah Spiller	1	2	24	12.0	0	12	24.0	.....			24	51	420	8.2	0	45	17.5			
<b>Total.....</b>	<b>1</b>	<b>21</b>	<b>292</b>	<b>13.9</b>	<b>2</b>	<b>53</b>	<b>292.0</b>													
<b>Opponents.....</b>	<b>1</b>	<b>14</b>	<b>110</b>	<b>7.9</b>	<b>0</b>	<b>19</b>	<b>110.0</b>													

TOTAL OFFENSE	SEASON STATISTICS										CAREER STATISTICS									
	G	Plays	Rush	Pass	Total	Avg/G					G	Plays	Rush	Pass	Total	Avg/G				
Haynes King	1	38	22	292	314	314.0	.....				3	48	65	351	416	138.7				
Devon Achane	1	12	124	0	124	124.0	.....				9	55	488	0	488	54.2				
Isaiah Spiller	1	17	113	0	113	113.0	.....				24	379	2095	0	2095	87.3				
Earnest Crownover	1	3	18	0	18	18.0	.....				5	6	34	0	34	6.8				
Ainias Smith	1	3	16	0	16	16.0	.....				23	59	363	0	363	15.8				
Zach Calzada	1	2	12	0	12	12.0	.....				4	31	12	133	145	36.2				
TEAM	1	1	-2	0	-2	-2.0														
<b>Total.....</b>	<b>1</b>	<b>76</b>	<b>303</b>	<b>292</b>	<b>595</b>	<b>595.0</b>														
<b>Opponents.....</b>	<b>1</b>	<b>75</b>	<b>226</b>	<b>110</b>	<b>336</b>	<b>336.0</b>														

SCORING	SEASON STATISTICS										CAREER STATISTICS									
	TD	FGs	Kick	PATs	Rush	Rcv	Pass	DXP	Saf	Points	TD	FGs	Kick	Rush	Rcv	Pass	DXP	Saf	Points	
Ainias Smith	2	0-0	0-0	0-0	0	0-0	0	0	0	12	15	0-0	0-0	0-0	0	0-0	0	0	0	90
Devon Achane	2	0-0	0-0	0-0	0	0-0	0	0	0	12	7	0-0	0-0	0-0	0	0-0	0	0	0	42
Seth Small	0	2-2	5-5	0-0	0	0-0	0	0	0	11	0	51-66	132-133	0-0	0	0-0	0	0	0	285
Leon ONeal Jr.	1	0-0	0-0	0-0	0	0-0	0	0	0	6	1	0-0	0-0	0-0	0	0-0	0	0	0	6
<b>Total.....</b>	<b>5</b>	<b>2-2</b>	<b>5-5</b>	<b>0-0</b>	<b>0</b>	<b>0-0</b>	<b>0</b>	<b>0</b>	<b>0</b>	<b>41</b>										
<b>Opponents.....</b>	<b>1</b>	<b>1-3</b>	<b>1-1</b>	<b>0-0</b>	<b>0</b>	<b>0-0</b>	<b>0</b>	<b>0</b>	<b>0</b>	<b>10</b>										

# SEASON/CAREER STATISTICS

## OFFENSE

ALL PURPOSE	SEASON STATISTICS								CAREER STATISTICS							
	G	Rush	Rec	PR	KOR	IR	Tot	Avg/G	G	Rush	Rec	PR	KOR	IR	Tot	Avg/G
Isaiah Spiller	1	113	24	0	0	0	137	137.0	24	2095	420	0	0	0	2515	104.8
Ainias Smith	1	16	100	11	0	0	127	127.0	23	363	912	276	257	0	1808	78.6
Devon Achane	1	124	0	0	0	0	124	124.0	9	488	97	0	0	0	585	65.0
Caleb Chapman	1	0	91	0	0	0	91	91.0	17	0	294	0	0	0	294	17.3
Leon O'Neal Jr.	1	0	0	0	0	85	85	85.0	37	0	0	0	0	162	162	4.4
Chase Lane	1	0	41	0	0	0	41	41.0	13	0	450	0	54	0	504	38.8
Jalen Wydermyer	1	0	36	0	0	0	36	36.0	1	0	36	0	0	0	36	36.0
Haynes King	1	22	0	0	0	0	22	22.0	3	65	0	0	0	0	65	21.7
Earnest Crownover	1	18	0	0	0	0	18	18.0	5	34	0	0	0	0	34	6.8
Zach Calzada	1	12	0	0	0	0	12	12.0	4	12	0	0	0	0	12	3.0
TEAM	1	-2	0	0	0	0	-2	-2.0								
Total.....	1	303	292	11	0	85	691	691.0								
Opponents.....	1	226	110	0	90	68	494	494.0								

## DEFENSE

DEFENSIVE LEADERS		SEASON STATISTICS										CAREER STATISTICS											
		GP	Solo	Ast	Total	TFL	Sacks	Int	PBU	FR	FF	Blk	GP	Solo	Ast	Total	TFL	Sacks	Int	PBU	FR	FF	Blk
1	Aaron Hansford	1	3	5	8	0.0	.	.	1	.	.	32	29	47	76	10.0	5.0	.	4	.	.	.	
14	Keldrick Carper	1	4	3	7	0.0	.	.	1	.	.	46	69	55	124	5.5	1.0	1	7	1	.	.	
27	Antonio Johnson	1	6	.	6	1.0	.	.	.	.	.	8	14	6	20	1.5	.	.	1	.	.	.	
8	DeMarvin Leal	1	2	3	5	1.0	1.0	.	.	.	.	24	34	46	80	13.5	5.5	1	3	1	1	.	
45	Edgerrin Cooper	1	2	3	5	0.0	.	.	.	.	.	1	2	3	5	0.0	.	.	.	.	.	.	
5	Shemar Turner	1	1	3	4	1.5	1.5	.	.	.	.	1	1	3	4	1.5	1.5	.	.	.	.	.	
9	Leon O'Neal Jr.	1	3	1	4	1.0	.	2	.	.	.	37	73	34	107	8.0	.	6	7	.	.	.	
10	Fadil Diggs	1	1	3	4	1.0	1.0	.	.	.	.	2	2	4	6	1.0	1.0	.	.	.	.	.	
16	Brian George	1	3	.	3	0.0	.	.	.	.	.	11	8	1	9	0.0	.	1	1	.	.	.	
6	Adarious Jones	1	1	2	3	0.0	.	.	.	.	.	4	1	3	4	0.0	.	.	.	.	.	.	
26	Demani Richardson	1	1	2	3	0.0	.	.	.	.	.	21	64	46	110	5.0	0.5	2	3	.	1	.	
7	Tyreek Chappell	1	2	1	3	0.0	.	.	.	.	.	1	2	1	3	0.0	.	.	.	.	.	.	
93	Dallas Walker IV	1	.	2	2	0.0	.	.	.	.	.	1	.	2	2	0.0	.	.	.	.	.	.	
92	Jayden Peevy	1	1	1	2	0.0	.	.	2	.	.	48	33	63	96	13.0	5.5	.	6	1	.	4	
24	Chris Russell	1	1	1	2	1.0	.	.	.	.	.	22	4	3	7	1.0	.	.	.	.	.	1	
32	Andre White	1	.	2	2	0.0	.	.	.	.	.	11	10	24	34	2.5	1.5	1	3	1	.	.	
3	Tyree Johnson	1	1	1	2	0.0	.	.	.	.	.	36	33	38	71	14.5	9.5	.	2	.	2	.	
34	Isaiah Raikes	1	1	1	2	0.0	.	.	.	.	.	7	1	2	3	0.0	.	.	.	.	.	.	
23	Tarian Lee	1	1	1	2	0.0	.	.	.	.	.	4	1	1	2	0.0	.	.	.	.	.	.	
20	Jardin Gilbert	1	.	2	2	0.5	0.5	.	.	.	.	1	.	2	2	0.5	0.5	.	.	.	.	.	
22	Antonio Doyle Jr.	1	1	1	2	0.0	.	.	.	.	.	1	1	1	2	0.0	.	.	.	.	.	.	
10	Zach Calzada	1	1	.	1	0.0	.	.	.	.	.	4	1	.	1	0.0	.	.	.	.	.	.	
11	Deuce Harmon	1	.	1	1	0.0	.	.	.	.	.	1	.	1	1	0.0	.	.	.	.	.	.	
37	Jahzion Harris	1	1	.	1	1.0	1.0	.	.	.	.	1	1	.	1	1.0	1.0	.	.	.	.	.	
41	R.J. Orebo	1	1	.	1	1.0	.	.	.	.	.	1	1	.	1	1.0	.	.	.	.	.	.	
43	Alex Zettler	1	1	.	1	0.0	.	.	.	.	.	2	1	.	1	0.0	.	.	.	.	.	.	
5	Jalen Preston	1	.	1	1	0.0	.	.	.	.	.	26	1	1	2	0.0	.	.	.	.	.	.	
13	Haynes King	1	1	.	1	0.0	.	.	.	.	.	3	1	.	1	0.0	.	.	.	.	.	.	
81	Caleb Chapman	1	1	.	1	0.0	.	.	.	.	.	17	2	3	5	0.0	.	.	.	.	.	.	
85	Jalen Wydermyer	1	1	.	1	0.0	.	.	.	.	.	1	1	.	1	0.0	.	.	.	.	.	.	
Total.....		1	42	40	82	9	5	2	4	3	1												
Opponents.....		1	35	34	69	5	2	4	3	1	.												

# SEASON/CAREER STATISTICS

## RETURNS / SPECIAL TEAMS

SEASON STATISTICS						CAREER STATISTICS											
INTERCEPTIONS	No.	Yds	Avg	TD	Long	No.	Yds	Avg	TD	Long							
Leon ONeal Jr.	2	85	42.5	1	85	6	162	27.0	1	85							
Total.....	2	85	42.5	1	85												
Opponents.....	4	68	17.0	0	28												
-----																	
SEASON STATISTICS						CAREER STATISTICS											
FUMBLE RETURNS	No.	Yds	Avg	TD	Long	No.	Yds	Avg	TD	Long							
Total.....	0	0	0.0	0	0												
Opponents.....	0	0	0.0	0	0												
-----																	
SEASON STATISTICS						CAREER STATISTICS											
PUNT RETURNS	No.	Yds	Avg	TD	Long	No.	Yds	Avg	TD	Long							
Ainias Smith	4	11	2.8	0	13	35	276	7.9	0	34							
Total.....	4	11	2.8	0	13												
Opponents.....	0	0	0.0	0	0												
-----																	
SEASON STATISTICS						CAREER STATISTICS											
KICK RETURNS	No.	Yds	Avg	TD	Long	No.	Yds	Avg	TD	Long							
Total.....	0	0	0.0	0	0												
Opponents.....	4	90	22.5	0	26												
-----																	
SEASON STATISTICS						CAREER STATISTICS											
FIELD GOALS	Att	Good	Long	Blkd		Att	Good	Long	Blkd	Pct.							
Seth Small	2	2	49	0		66	51	52	0	77.3							
Total.....	2	2	49	0													
Opponents.....	3	1	30	0													
-----																	
SEASON STATISTICS										CAREER STATISTICS							
PUNTING	No.	Yds	Avg	Long	TB	FC	I20	Blkd		No.	Yds	Avg	Long	TB	FC	I20	Blkd
Total.....	0	0	0.0	0	0	0	0	0									
Opponents.....	8	322	40.2	57	0	2	4	0									
-----																	
SEASON STATISTICS										CAREER STATISTICS							
KICKOFFS	No.	Yds	Avg	TB	OB	Retn	Net	YdLn		No.	Yds	Avg	TB	OB			
Randy Bond	8	510	63.8	4	0					8	510	63.8	4	0			
Total.....	8	510	63.8	4	0	90	40.0	25									
Opponents.....	3	60	20.0	0	1	0	20.0	45									



# GAME SUMMARIES

	—/— <b>KENT STATE</b> (0-1)	<b>10</b>
	6/6 <b>TEXAS A&amp;M</b> (1-0)	<b>41</b>

**SATURDAY, SEPT. 4 • KYLE FIELD • BRYAN-COLLEGE STATION, TEXAS**  
**ATTENDANCE: 97,339 • TV: ESPNU**

**BRYAN-COLLEGE STATION, Texas** -- Devon Achane rushed for 124 yards and two touchdowns and Aini Smith caught two scores, sparking the No. 6 Texas A&M Aggies (1-0) to a 41-10 victory over the Kent State Golden Flashes (0-1) at Kyle Field on Saturday night. The win marked A&M's ninth consecutive victory, tied for second longest active win streak in the FBS and most consecutive wins for the Aggies since the 1998 season (10).

After a tightly contested first half, the Aggies outscored the Golden Flashes 31-7 after the intermission, including 17-0 in the third quarter.

Texas A&M rolled up 595 total yards of offense, the most since Lamar in 2019. A&M's triple threat of Achane, Isaiah Spiller and Smith gave the Aggies two 100-yard rushers and one 100-yard receivers in a game for the first time since September 23, 2017 when Kellen Mond (109 rush), Keith Ford (102 rush) and Christian Kirk (110 receiving) did the deed against Arkansas.

With the Maroon & White nursing a 13-3 lead midway through the third quarter, Leon O'Neal woke up the crowd with an electrifying 85-yard pick-six to extend the Aggies lead to 20-3.

Texas A&M kept the momentum, scoring touchdowns on three of its next four drives, including two TD runs by Achane - a 63-yard sprint with 3:49 remaining in the third quarter and a 1-yard plunge with 6:26 remaining in the game. Smith caught a 14-yard touchdown pass from Haynes King early in the fourth quarter.

The Aggies rushed for 303 yards in the game. In addition to Achane's ground effort, Isaiah Spiller logged his 11th career 100-yard game with 113 yards on 17 carries.

King went 21-for-33 passing for 292 yards and two touchdowns in his first career start.

Smith had 100 yards receiving on a career-high eight receptions. Caleb Chapman caught four passes for 91 yards, including a career-long 53 yard reception.

Texas A&M opened the game with a 10-play, 75-yard scoring drive capped off by a 4-yard touchdown pass from King to Smith. On the drive, King was a perfect 6-for-6 for 49 yards, distributing passes to five different players.

Each team added a field goal on their following respective drives to cap off the scoring for the half. Seth Small's 49-yard field goal with 4:11 left in the first quarter marks his 50th career make.

The Aggie defense held Kent State to 110 passing yards and racked up five sacks. Aaron Hansford led the team with eight tackles. O'Neal had two pickoffs for the first multi-interception game of his career.

	1	2	3	4	SCORE
KENT	3	0	0	7	10
TAMU	10	0	17	14	41

## SCORING SUMMARY

<b>1ST</b>	09:27	TAMU	Smith 4 yd pass from King (Small kick)	10-75 5:33
	05:23	KENT	Glass 30 yd field goal	10-68 3:59
	04:11	TAMU	Small 49 yd field goal	5-15 1:12
<b>3RD</b>	10:02	TAMU	Small 36 yd field goal	9-47 4:03
	07:27	TAMU	O'Neal Jr. 85 yd interception return (Small kick)	
	03:49	TAMU	Achane 63 yd run (Small kick)	5-82 2:25
<b>4TH</b>	11:31	TAMU	Smith 14 yd pass from Haynes King (Small kick)	7-53 3:12
	08:27	KENT	Schlee 1 yd run (Glass kick)	10-75 3:04
	06:26	TAMU	Achane 1 yd run (Small kick)	4-44 1:57

	KENT	TAMU
FIRST DOWNS	19	29
RUSHES-YARDS (NET)	45-226	42-303
PASSING YDS (NET)	110	292
Passes Att-Comp-Int	30-14-2	34-21-4
TOTAL OFFENSE PLAYS-YARDS	75-336	76-595
Fumble Returns-Yards	0-0	0-0
Punt Returns-Yards	0-0	4-11
Kickoff Returns-Yards	4-90	0-0
Interception Returns-Yards	4-68	2-85
Punts (Number-Avg)	8-40.2	0-0.0
Fumbles-Lost	0-0	1-1
Penalties-Yards	2-10	6-70
Possession Time	24:00	35:43
Third-Down Conversions	7 of 18	9 of 13
Fourth-Down Conversions	0 of 0	0 of 1
Red-Zone Scores-Chances	2-4	4-6
Sacks By: Number-Yards	2-7	5-22

**RUSHING:** **KENT**-Xavier Williams 8-73; Dustin Crum 11-60; Marquez Cooper 8-42; Bryan Bradford 4-24; Joachim Bangda 6-11; Collin Schlee 7-9; Nykeim Johnson 1-7. **Texas A&M**-Devon Achane 12-124; Isaiah Spiller 17-113; Haynes King 5-22; Earnest Crownover 3-18; Aini Smith 3-16; Zach Calzada 1-12; TEAM 1-minus 2.

**PASSING:** **KENT**-Dustin Crum 12-26-2-89; Collin Schlee 2-4-0-21. **Texas A&M**-Haynes King 21-33-3-292; Zach Calzada 0-1-1-0.

**RECEIVING:** **KENT**-Keshunn Abram 3-24; Dante Cephas 3-21; Javaughn Williams 2-21; Nykeim Johnson 2-16; Marquez Cooper 1-19; Kris Leach 1-11; Devontez Walker 1-3; Bryan Bradford 1-minus 5. **Texas A&M**-Aini Smith 8-100; Caleb Chapman 4-91; Jalen Wydermyer 4-36; Chase Lane 3-41; Isaiah Spiller 2-24.

**INTERCEPTIONS:** **KENT**-Elvis Hines 2-18; Nico Bolden 1-28; Khalib Johns 1-22. **Texas A&M**-Leon O'Neal Jr. 2-85.

**FUMBLES:** **KENT**-None. **Texas A&M**-Aini Smith 1-1.

	5/5 <b>TEXAS A&amp;M</b> (1-0)	-
	—/— <b>COLORADO</b> (1-0)	-

**SATURDAY, SEPT. 11 • EMPOWER FIELD AT MILE HIGH • DENVER, COLORADO**  
**ATTENDANCE: - • TV: FOX**