



UTAH FOOTBALL

#GoUtes

@Utah_Football

@UtahFootball

/UtahFootball

2021 UTAH FOOTBALL GAME NOTES | GAME 12 vs. COLORADO | FRIDAY, NOV. 26

#16 UTAH UTES | 8-3, 7-1 Pac-12

Head Coach: Kyle Whittingham (17th Year)
Career Record: 142-69 | **at Utah:** 142-69



vs.



COLORADO | 4-7, 3-5 Pac-12

Head Coach: Karl Dorrell (2nd Year)
Career Record: 43-36 | **at Colorado:** 8-9

vs. Colorado

2 p.m. MT | Nov. 26, 2021 | Salt Lake City, Utah

TV: FOX (Joe Davis, Brock Huard)

Radio: ESPN 700 (Bill Riley, Scott Mitchell, Stevenson Sylvester)

Sirius XM: 133 (Sirius), 197 (XM), 959 (SXM App)

Live Stats: UtahUtes.com

#16 UTAH SCHEDULE (8-3, 7-1 Pac-12)

9/2	Weber State	W	40-17
9/11	at BYU	L	26-17
9/18	at San Diego State	L	33-31 (30T)
9/25	Washington State*	W	24-13
10/9	at USC*	W	42-26
10/16	#18 Arizona State*	W	35-21
10/23	at Oregon State*	L	42-34
10/30	UCLA*	W	44-24
11/5	at Stanford*	W	52-7
11/13	at Arizona*	W	38-29
11/20	#3 Oregon*	W	38-7
11/26	Colorado*	2 p.m.	FOX
12/3	Pac-12 Championship	6 p.m.	ABC

All Times MT

COLORADO SCHEDULE (4-7, 3-5 Pac-12)

9/3	Northern Colorado	W	35-7
9/11	vs. Texas A&M	L	10-7
9/18	Minnesota	L	30-0
9/25	at Arizona State*	L	35-13
10/2	USC*	L	37-14
10/16	Arizona*	W	34-0
10/23	at California*	L	26-3
10/30	at Oregon*	L	52-29
11/6	Oregon State*	W	37-34 (20T)
11/13	at UCLA*	L	44-20
11/20	Washington*	W	20-17
11/26	at Utah*	2 p.m.	FOX

All Times MT

SERIES CAPSULE

Series History	Tied 32-32-3
In Salt Lake City	Utah leads 18-14-2
In Boulder	Colorado leads 16-14-1
Neutral	Colorado leads 2-0
First Meeting (1903)	Colorado 22, Utah 0
Last Meeting (2020)	Utah 38, Colorado 21
Last Utah Win (2020)	Utah 38, Colorado 21
Last Colorado Win (2016)	Colorado 27, Utah 22

THE GAME

The No. 16 University of Utah Football team will play in Rice-Eccles Stadium for the final time this season on Friday, Nov. 26 when it hosts the Colorado Buffaloes for Senior Day. The Utes will honor their senior class prior to the 2 p.m. MT kick on FOX.

HOME SWEET HOME

Utah is 105-36 (.745) in Rice-Eccles Stadium (1998-present), recording its 100th win in the historic stadium in 2020. Utah is 77-25 in RES during the Kyle Whittingham era, including three undefeated home seasons in 2008 (6-0), 2009 (6-0) and 2019 (7-0). Utah has won 18 of its last 19 home games, which includes a streak of 11 in a row from Oct. 6, 2018 – Nov. 30, 2019 and a current streak of seven straight at home. The Utes are 18-14-2 all-time against Colorado in Salt Lake City, winning the last four contests played in RES.

FOLLOW US!

Fans can get behind the scenes views and live updates during games on social media by following the Utes on Twitter (@Utah_Football | @UtahAthletics) and Instagram (@UtahFootball | @UtahAthletics). Fans can also search #GOUTES and #UBOYZ on social media for conversations about Utah Football throughout the season.

NUMBERS TALK

- With a win, Utah would finish 8-1 in conference play for the second time since joining the conference (8-1 in 2019).
- With a win, Utah would break the tie in the all-time series against Colorado to take a one-game lead (32-32-3).
- Utah has won a share of the Pac-12 South Title in three of the last four seasons, and four times overall (2015, 2018, 2019, 2021).
- Utah is the only team in the Pac-12 to rank in the top five across all defensive and offensive categories.
- Utah ranks in the top 20 in the FBS in both scoring offense (35.9) and rushing offense (213.9).

QUICK HITS

- Utah is 52-42 in Pac-12 Conference play and 128-164-6 all-time against Pac-12 opponents. Utah has won 18 of its last 21 conference games (.857).
- Head coach Kyle Whittingham became Utah's all-time wins leader with Utah's 38-7 win over No. 3 Oregon on Nov. 20 (142-69).
- In Pac-12 games only (last eight games), the Utes lead the league in scoring offense (38.4), touchdowns scored (41), total offense per game (456.3), team passing efficiency (144.2), rushing touchdowns (28) and rushing defense (117.25).
- Utah's defense ranks fifth in the FBS and first in the Pac-12 in tackles for loss per game (7.6), also ranking 16th in the FBS and first in the Pac-12 in sacks (3.09).
- Through the first five games, Utah ranked 10th in the Pac-12 in third down conversions (.298). Through 11 games, Utah ranks third in the Pac-12 and eighth in the FBS.
- Utah has seven consecutive years of winning seasons, dating back to 2014 and has finished with a winning season in 14 of Kyle Whittingham's 16 years as head coach.
- Utah has sold out Rice-Eccles Stadium in 69 consecutive games, dating back to the 2010 season opener. Utah increased its stadium capacity from 45,807 to 51,444 with the expansion of the Ken Garff Red Zone. Utah set a new attendance record in its win over No. 3 Oregon on Nov. 20, 2021 (52,724).
- Utah was picked to finish second in the Pac-12 South Division with the Utes leading all teams with five first-team preseason All-Pac-12 picks (Nick Ford, OL; Devin Lloyd, LB; Mika Tafua, DE; Jadon Redding, PK; Britain Covey, RS).

PAC-12 STANDINGS

NORTH

Team	Pac-12	Overall
Oregon	6-2	9-2
Oregon State	5-3	7-4
Washington State	5-3	6-5
California	3-4	4-6
Washington	3-5	4-7
Stanford	2-7	3-8

SOUTH

Team	Pac-12	Overall
Utah	7-1	8-3
Arizona State	5-3	7-4
UCLA	5-3	7-4
USC	3-5	4-6
Colorado	3-5	4-7
Arizona	1-7	1-10



ALL-TIME SERIES vs. COLORADO

Last 20 games, see Utah Football media guide for full series history

1951	L, 54-0	A
1952	L, 20-14	H
1953	L, 21-0	A
1954	L, 20-7	H
1955	L, 37-7	A
1956	L, 21-7	H
1957	L, 30-24	A
1958	L, 7-0	H
1961	W, 21-12	A
1962	W, 37-21	H
2011	L, 17-14	H
2012	W, 42-35	A
2013	W, 24-17	H
2014	W, 38-34	A
2015	W, 20-14	H
2016	L, 27-22	A
2017	W, 34-13	H
2018	W, 30-7	A
2019	W, 45-15	H
2020	W, 38-21	A

MEDIA AVAILABILITY (NOV. 22-26)					
MONDAY	TUESDAY	WEDNESDAY	THURSDAY	FRIDAY	SATURDAY
11 a.m.: Kyle Whittingham Press Conference Post-Practice: Select Players	No Availability	No Availability	No Availability	GAME DAY! vs. COLORADO 2 p.m. MT FOX	No Availability

QUICK FACTS	
Location.....	Salt Lake City, Utah
Founded.....	1850
Enrollment.....	34,424
President.....	Taylor R. Randall
Director of Athletics.....	Mark Harlan
Conference.....	Pac-12
Nickname.....	Utes
Mascot.....	Swoop
Colors.....	Red & White
Stadium.....	Rice-Eccles Stadium (51,144)
Website.....	UtahUtes.com
TEAM INFORMATION	
2021 Record.....	8-3
2021 Pac-12 Record.....	7-1
Offense.....	Spread
Defense.....	4-2
Lettermen Returning.....	55
Lettermen Lost.....	31
2020 Signing Class.....	29
Total Starters returning.....	12 (7 D, 2 D, 3 Spec.)
Total Starters lost.....	13 (4 D, 9 D, 0 Spec.)
HISTORY	
First Year of Football.....	1892
All-Time Record.....	699-472-31 (.589)
Home.....	423-193-16 (.677)
Rice-Eccles Stadium (1998-present).....	105-36 (.744)
Road.....	253-258-12 (.489)
Neutral.....	23-21-3 (.521)
Conference.....	432-254-19 (.621)
Pac-12 Conference.....	52-42 (.553)
Bowl Games.....	17-6 (.739)
Homecoming.....	62-34 (.646)
Conference Championships.....	26
Pac-12 South Titles.....	4 (2021, 2019, 2018, 2015)
COACHING STAFF	
Kyle Whittingham.....	Head Coach (17th season)
Morgan Scalley.....	Defensive Coordinator/Safeties
Andy Ludwig.....	Offensive Coordinator/Quarterbacks
Jim Harding.....	Assistant Head Coach/Offensive Line
Sharrieff Shah.....	Cornerbacks/ST Coordinator
Chad Bumphis.....	Wide Receivers
Freddie Whittingham.....	Tight Ends/Recruiting Coordinator
Kiel McDonald.....	Running Backs
Lewis Powell.....	Defensive Ends
Sione Po'uha.....	Defensive Tackles
Colton Swan.....	Linebackers

NCAA/CONFERENCE STATISTICAL RANKINGS						
Category	UTAH			COLORADO		
	FBS Rank	Pac-12	Value	FBS Rank	Pac-12	Value
3rd Down Conversion %	8	3	48.9%	125	12	31.0%
3rd Down Conversion % Defense	48	2	36.6%	99	6	42.6%
4th Down Conversion %	107	10	40.0%	123	11	35.3%
4th Down Conversion % Defense	81	8	55.6%	38	4	43.8%
Fewest Penalties	14	2	50	79	6	72
Fewest Penalty Yards Per Game	17	2	43.00	86	5	59.27
First Downs Defense	46	3	209	95	10	245
First Downs Offense	12	1	271	128	12	165
Kickoff Return Defense	101	9	23.3	60	3	20.5
Kickoff Returns	47	6	22.6	13	3	26.6
Net Punting	117	12	35.7	59	6	39.4
Passing Offense	77	6	219.5	126	12	135.5
Passing Yards Allowed	34	5	209.8	95	11	248.1
Punt Return Defense	49	3	6.5	109	8	11.1
Punt Returns	4	2	17.9	10	3	14.2
Red Zone Defense	30	5	76.9%	18	1	74.4%
Red Zone Offense	70	6	83.1%	7	3	93.8%
Rushing Defense	32	4	129.4	93	7	170.7
Rushing Offense	18	2	213.9	95	9	131.8
Scoring Defense	40	4	22.3	70	8	26.5
Scoring Offense	20	2	35.9	119	11	19.3
Team Passing Efficiency	65	5	137.84	104	11	120.83
Team Passing Efficiency Defense	40	6	125.74	53	8	129.59
Team Sacks	16	1	3.1	117	11	1.3
Team Tackles For Loss	5	1	7.6	93	8	4.8
Time of Possession	62	5	30:05	117	12	27:19
Total Defense	31	3	339.2	95	11	418.8
Total Offense	41	4	433.4	128	12	267.4
Turnover Margin	57	6	0.09	34	5	0.45
Turnovers Gained	97	9	12	97	9	12

MEDIA NOTES	
<ul style="list-style-type: none"> Practices are closed to media and public. Kyle Whittingham will hold his weekly press conference on Monday at 11 a.m. in the press room located in the Spence and Cleone Eccles Football Center. Interviews will be conducted after practices on Mondays (offensive coach, offensive players) and Tuesdays (defensive coach, head coach, defensive players) for regular weeks with Saturday games. Media may not directly contact student-athletes, their families, coaches, staff, administration or other associated Athletics personnel, including team physicians, directly. Please work with the Athletics Communications staff for all Utah Athletics-related media inquiries. 	
COLLEGEPRESSBOX.COM	
CollegePressBox.com is the official media website for Division I football. Access and download weekly game notes, quotes, statistics, media guides, headshots, logos and more for each conference and its member schools.	
UTAH ATHLETICS COMMUNICATIONS CONTACTS	
Jordie Lindley (Assistant AD, Primary Football) ■ (C) 801-647-8174 ■ Email: jlindley@huntsman.utah.edu Ryan Gallant (Associate Dir.) ■ (C) 801-554-8545 ■ Email: rgallant@huntsman.utah.edu Nick Gruet (Assistant Dir.) ■ (C) 801-786-9524 ■ Email: ngruet@huntsman.utah.edu	

GAME NOTES TABLE OF CONTENTS			
Quick Facts.....	2	Roster.....	5
Kyle Whittingham.....	3	Awards.....	7
Depth Chart.....	4	Offense Quick Hits.....	13
		Defense Quick Hits.....	18
		Individual GBB.....	26
		The Last Time.....	30
		Rankings/History.....	32
		Participation.....	36
		Season Stats.....	38

**HEAD COACH KYLE WHITTINGHAM****Record at Utah:** 142-69 (17th year)**Career Record:** Same**Bowl Win %:** 78% (11-3)

2008 National Coach of the Year, 2019 AFCA Region Coach of the Year

2019 Pac-12 Coach of the Year, 2019 Dodd Trophy Award Winner

Overall Year at Utah: 28th (1994-2004, Asst; 2005-present HC)**Total Wins at Utah (Asst. & HC):** 227 (most in school history)**Alma Mater:** BYU (1984, bachelor's; 1987 master's)

- Kyle Whittingham, the longest-tenured coach in the Pac-12 Conference and the second-longest tenured head coach at the same school in the NCAA FBS, is in his 17th season at the helm at Utah, where he boasts a 142-69 record as the all-time wins leader. Including 11 seasons as a Ute assistant coach, he has contributed to more victories (227) than any coach in program history.
- His many accomplishments include National Coach of the Year recognition in 2008 by the AFCA—when Utah was declared the national champion by an NCAA major selector while finishing No. 2 in the Associated Press poll—and the 2018 Pac-12 South Division title. He also earned 2019 Pac-12 Coach of the Year, 2019 AFCA Regional Coach of the Year, 2019 Dodd Trophy Award winner and was a finalist for the AFCA National Coach of the Year and Bear Bryant Award.
- Legendary for his postseason success, his 11 bowl wins (11-3) ties him for second among active coaches and ranks in the top-10 all-time (including ties). His glossy bowl record includes a 2-0 mark in College Football Playoff New Year's Six bowls, with wins over Pittsburgh in the 2005 Fiesta Bowl as co-head coach and Alabama in the 2009 Sugar Bowl.
- The Utes appeared in every weekly CFP ranking for the first three years of the system (2014-16) and have made the sixth-most appearances of any school with 31 total. Utah has finished in the CFP top-25 in five seasons: No. 22 in 2014 and 2015, No. 19 in 2016, No. 17 in 2018 and No. 11 in 2019. The Utes have made the final AP top-25 six times and the final Coaches' poll seven times under Whittingham. Their AP top-25 finishes were No. 2 (2008), No. 18 (2009), No. 21 (2014), No. 17 (2015), No. 23 (2016) and No. 16 (2019).
- Individually, Whittingham has had 25 players make All-America teams, including 15 that have made major All-America first teams (those determining the NCAA's consensus team). They are Luther Elliss (1994, consensus defensive lineman), Eric Weddle (2006, consensus defensive back), Louie Sakoda (2007, punter; 2008, unanimous consensus place kicker), Zane Beadles (2009, offensive line), Shaky Smithson (2010, punt returner), Star Lotulelei (2012, defensive tackle), Reggie Dunn (2012, kick returner), Nate Orchard (2014, defensive end), Kaelin Clay (2014, returner), Tom Hackett (2014, consensus punter; 2015, unanimous consensus punter), Mitch Wishnowsky (2016, unanimous consensus punter), Matt Gay (2017, consensus kicker), Bradlee Anae (2019, consensus defensive end), Julian Blackmon (2019, safety), Leki Fotu (2019, defensive tackle), Jaylon Johnson (2019, cornerback) and Zack Moss (2019, running back).
- Whittingham's players have won a total of 93 first-team all-conference awards, including 42 in Utah's 10 seasons of Pac-12 membership. Utah led the Pac-12 in first-team all-conference players in 2018 with nine selected, and added eight more in 2019. Two of his players have been three-time first-team All-Pac-12 honorees—Hackett from 2013-15 and Wishnowsky from 2016-18).

WHITTINGHAM'S YEAR-BY-YEAR RECORD

Year	School	Overall	P12	Bowl	Year	School	Overall	P12	Bowl
2004*	Utah	1-0	--	Fiesta/W	2014	Utah	9-4	5-4	Las Vegas/W
2005	Utah	7-5	--	Emerald/W	2015	Utah	10-3	6-3	Las Vegas/W
2006	Utah	8-5	--	Armed Forces/W	2016	Utah	9-4	5-4	Foster Farms/W
2007	Utah	9-4	--	Poinsettia/W	2017	Utah	7-6	3-6	Heart of Dallas/W
2008	Utah	13-0	--	Sugar/W	2018	Utah	9-5	6-3	Holiday/L
2009	Utah	10-3	--	Poinsettia/W	2019	Utah	11-3	8-1	Alamo/L
2010	Utah	10-3	--	Las Vegas/L	2020	Utah	3-2	3-2	--
2011	Utah	8-5	4-5	Sun/W	2021	Utah	8-3	7-1	--
2012	Utah	5-7	3-6	--	*Co-Head Coach in the 2005 Fiesta Bowl				
2013	Utah	5-7	2-7	--					

WHITTINGHAM'S RECORD vs. OPPONENTS

Air Force.....5-1	Indiana.....1-0	Northwestern.....0-1	UCLA.....8-4
Alabama.....1-0	Iowa State.....1-0	Notre Dame.....0-1	UNLV.....5-1
Arizona.....7-4	Louisville.....2-0	Oregon.....3-6	USC.....4-7
Arizona State.....4-6	Michigan.....3-0	Oregon State.....7-4	Utah State.....7-1
Boise State.....0-2	Montana State.....1-0	Pittsburgh.....3-0	Washington.....2-7
BYU.....11-4	Navy.....1-0	San Diego State.....5-2	Washington State.....5-4
California.....4-2	New Mexico.....4-2	San Jose State.....4-0	Weber State.....4-0
Colorado.....8-2	North Carolina.....0-1	Southern Utah.....1-0	West Virginia.....1-0
Colorado State.....6-1	North Dakota.....1-0	Stanford.....4-1	Wyoming.....5-1
Fresno State.....2-0	Northern Arizona.....1-0	Texas.....0-1	Totals.....142-69
Georgia Tech.....2-0	Northern Colorado.....1-0	TCU.....3-3	
Idaho State.....2-0	Northern Illinois.....2-0	Tulsa.....1-0	

DEPTH CHART

OFFENSE

LEFT TACKLE	GP	GS	CS
77 Bamidele Olaseni (6-8, 330, Sr.)	18	9	6
72 Luke Felix-Fualalo (6-7, 310, R-Fr.)	9	0	0

LEFT GUARD	GP	GS	CS
51 Keaton Bills (6-4, 313, R-Fr.)	16	9	1
62 Michael Mokofisi (6-3, 308, Fr.)	3	0	0

CENTER	GP	GS	CS
55 Nick Ford (6-5, 317, Jr.)	41	37	30
54 Paul Maile (6-2, 303, So.)	17	4	3

RIGHT GUARD	GP	GS	CS
78 Sataoa Laumea (6-4, 304, RS-Fr.)	16	15	10
53 Johnny Maae (6-4, 314, So.)	14	1	0

RIGHT TACKLE	GP	GS	CS
71 Braeden Daniels (6-4, 300, So.)	32	26	12
59 Falcon Kamatule (6-7, 295, R-Fr.)	9	0	0

Y - TIGHT END	GP	GS	CS
89 Cole Fotheringham (6-4, 243, Jr.) <u>QR</u>	44	35	2
86 Dalton Kincaid (6-4, 242, Jr.)*	40	14	7

U - TIGHT END	GP	GS	CS
80 Brant Kuithe (6-2, 230, Jr.)	44	21	1
87 Thomas Yassmin (6-5, 252, So.)	26	0	0

QUARTERBACK	GP	GS	CS
7 Cameron Rising (6-2, 220, So.)	11	9	8
3 Ja'Quinden Jackson (6-2, 229, Fr.)	3	0	0

RUNNING BACK	GP	GS	CS
9 Tavion Thomas (6-2, 221, So.)*	24	4	1
5 T.J. Pledger (5-9, 196, Jr.)*	41	8	0

FULL BACK	GP	GS	CS
40 Ali'i Niumatalolo (6-2, 220, Sr.)	43	0	0
39 Joe Ludwig (6-1, 236, Jr.)*	20	0	0

X - WIDE RECEIVER	GP	GS	CS
17 Devaughn Vele (6-4, 205, R-Fr.)	20	6	0
1 Theo Howard (6-0, 190, Sr.)*	54	28	0

Z - WIDE RECEIVER	GP	GS	CS
21 Solomon Enis (6-3, 207, Jr.)	41	13	0
81 Connor O'Toole (6-4, 210, Fr.)	11	0	0

R - WIDE RECEIVER	GP	GS	CS
18 Britain Covey (5-8, 170, Jr.)	44	23	3
10 Money Parks (5-10, 166, Fr.)	11	1	0

DEFENSE

LEFT END	GP	GS	CS
42 Mika Tafua (6-3, 250, Jr.)	41	35	23
47 Miki Suguturaga (6-4, 264, R-Fr.)	10	0	0

LEFT TACKLE	GP	GS	CS
58 Junior Tafuna (6-3, 290, Fr.)	10	8	8
41 Hauati Pututau (6-3, 309, Sr.)	54	9	0

RIGHT TACKLE	GP	GS	CS
95 Aliko Vimahe (6-4, 286, Fr.)	7	2	1
90 Devin Kaufusi (6-7, 300, Jr.)*	41	4	0

RIGHT END	GP	GS	CS
7 Van Fillinger (6-4, 260, Fr.)	16	10	6
44 Xavier Carlton (6-6, 272, Fr.)	14	2	0

ROVER LINEBACKER	GP	GS	CS
1 Nephi Sewell (6-0, 228, Jr.)*	41	34	5
32 Karene Reid (6-0, 228, Fr.)	8	5	0

MAC LINEBACKER	GP	GS	CS
0 Devin Lloyd (6-3, 235, Jr.)	44	29	3
34 Josh Calvert (6-2, 235, Fr.)	1	0	0

STUD LINEBACKER	GP	GS	CS
54 Hayden Furey (6-2, 225, So.)	19	3	0
37 Trey Reynolds (6-1, 233, Fr.)	11	0	0

LEFT CORNERBACK	GP	GS	CS
23 Faybian Marks (5-10, 180, Fr.)	15	7	0
16 Zemaiah Vaughn (6-2, 175, Fr.)	15	2	1

RIGHT CORNERBACK	GP	GS	CS
8 Clark Phillips III (5-10, 185, Fr.)	16	16	16
29 Elisha Lloyd (5-10, 170, Fr.)	0	0	0

NICKEL BACK	GP	GS	CS
15 Malone Mataele (5-11, 181, So.)	23	6	0
8 Clark Phillips III (5-10, 185, Fr.)	16	16	16

FREE SAFETY	GP	GS	CS
9 Vonte Davis (6-0, 195, Sr.)	44	16	16
13 Kamo'i Latu (6-0, 195, Fr.)	16	1	0

STRONG SAFETY	GP	GS	CS
28 Brandon McKinney (6-0, 200, Sr.)*	55	11	6
6 Cole Bishop (6-2, 205, Fr.)	7	3	3

SPECIAL TEAMS

KICKER	GP	GS	CS
67 Jordan Noyes (5-10, 207, Fr.)	15	0	0
97 Jadon Redding (5-11, 191, So.)	28	0	0

PUNTER	GP	GS	CS
61 Mike Williams (6-1, 185, So.)	11	0	0
33 Cameron Peasley (6-3, 190, Fr.)	8	0	0

KICKOFFS	GP	GS	CS
67 Jordan Noyes (5-10, 207, Fr.)	15	0	0
97 Jadon Redding (5-11, 191, So.)	28	0	0

HOLDER	GP	GS	CS
61 Mike Williams (6-1, 185, So.)	11	0	0
18 Britain Covey (5-8, 170, Jr.)	44	0	0

SNAPPER	GP	GS	CS
57 JT Greep (6-0, 214, Fr.)	6	0	0
47 Miki Suguturaga (6-4, 264, R-Fr.)	10	0	0

KICKOFF RETURNER	GP	GS	CS
18 Britain Covey (5-8, 170, Jr.)	44	0	0
8 Clark Phillips III (5-10, 185, Fr.)	16	0	0

PUNT RETURNER	GP	GS	CS
18 Britain Covey (5-8, 170, Jr.)	44	0	0
17 Devaughn Vele (6-4, 205, R-Fr.)	20	0	0

Note: GP = Career Games Played, GS = Career Games Started, CS = Consecutive Starts

*Includes GP/Starts at previous DI school

DEPTH CHART PRONUNCIATION

Micah Bernard muh-KY
 Keaton Bills KEY-ten
 JaTravis Broughton BRAW-tun
 Britain Covey rhymes with love
 Braeden Daniels BRAY-den
 Vonte Davis VON-tay
 Solomon Enis EE-niss
 Van Fillinger FILL-in-jer
 Falcon Kaumatule COW-muh-tool-ay
 Brant Kuithe KEETH-ee
 Kamo'i Latu kuh-MOY lah-too

Sataoa Laumea sah-TAU-uh lau-MAY-uh
 Paul Maile MY-lay
 Malone Mataele mah-tah-elly
 Viane Moala vee-AH-nay MO-ah-lah
 Ali'i Niumatalolo uh-LEE-EE nee-UH-mah-tuh-lo-lo
 Jordan Noyes Noise
 Bamidele Olaseni bam-uh-deli oh-lah-senny
 Hauati Pututau how-OTT-ee POO-TOO-tao
 Tennessee Pututau POO-TOO-tao
 Jadon Redding JAY-den
 Karene Reid KUJ-ren-ay reed

Nephi Sewell KNEE-fy soo-ul
 Miki Suguturaga MY-KEY SOO-ga-too-RAHG-uh
 Mika Tafua ME-kuh tah-FOO-uh
 Tavion Thomas TAY-vee-on
 Zemaiah Vaughn ZUH-my-uh
 Devaughn Vele duh-VAWN veh-leh

2021 UTAH ROSTER

NUMERICAL			No.	Name	Yr.	Pos.	Ht.	Wt.	Hometown/Previous School
0	Chris Curry	RB	37	Faysal Aden	R-Fr.	RB	5-7	206	Salt Lake City, Utah/West HS
0	Devin Lloyd	LB	38	Stone Azarcon	Jr.	S	6-0	197	Denver, Colo./Juan Diego HS (Utah)
1	Theo Howard	WR	16	Bryson Barnes	Fr.	QB	6-1	202	Milford, Utah/Milford HS
1	Nephi Sewell	LB	2	Micah Bernard	Fr.	RB	6-0	202	Long Beach, Calif./Gahr HS
2	Micah Bernard	RB	51	Keaton Bills	R-Fr.	OL	6-4	313	Draper, Utah/Corner Canyon HS
2	Kenzel Lawler	CB	6	Cole Bishop	Fr.	S	6-2	205	Peachtree City, Ga./Starr's Mill HS
3	Ja'Quinden Jackson	QB	56	Rob Bonar	Fr.	LB	6-1	206	Houston, Texas/Deer Park HS
3	Drew Rawls	CB	4	JaTravis Broughton	So.	CB	5-11	188	Tulsa, Okla./Union HS
4	JaTravis Broughton	CB	10	Ethan Calvert	Fr.	LB	6-1	220	Westlake Village, Calif./Oaks Christian HS
5	TJ Pledger	RB	34	Josh Calvert	Fr.	LB	6-2	235	Westlake Village, Calif./Washington
5	Caine Savage	CB	44	Xavier Carlton	Fr.	DE	6-6	272	Herriman, Utah/Juan Diego Catholic HS
6	Cole Bishop	S	11	Makai Cope	Fr.	WR	6-3	205	Culver City, Calif./Culver City HS
6	Ricky Parks	RB	8	Peter Costelli	Fr.	QB	6-3	216	Redondo Beach, Calif./Mission Viejo HS
7	Van Fillinger	DE	18	Britain Covey	Jr.	WR	5-8	170	Provo, Utah/Timpview HS
7	Cameron Rising	QB	0	Chris Curry	So.	RB	5-11	215	Fort Myers, Fla./LSU
8	Peter Costelli	QB	71	Braeden Daniels	So.	OL	6-4	300	Carrollton, Texas/Hebron HS
8	Clark Phillips III	CB	48	Carson Danner	Fr.	LB	6-2	209	Cypress, Texas/Cypress Woods HS
9	Vonte Davis	S	9	Vonte Davis	Sr.	S	6-0	195	Rosenberg, Texas/Blinn College
9	Tavion Thomas	RB	25	Jaylen Dixon	Jr.	WR	5-9	170	Frisco, Texas/Lone Star HS
10	Ethan Calvert	LB	83	Jonah Elliss	Fr.	LB	6-2	232	Moscow, Idaho/Moscow Senior HS
10	R.J. Hubert	S	21	Solomon Enis	Jr.	WR	6-3	207	Phoenix, Ariz./North Canyon HS
10	Money Parks	WR	46	Hayden Erickson	Fr.	TE	6-2	252	Lehi, Utah/Lehi HS
11	Makai Cope	WR	61	Kolinu'u Faaiu	Fr.	OL	6-3	321	Edmonds, Wash./North Creek HS
11	Jonny Fanaika	DE	11	Jonny Fanaika	Fr.	DE	6-3	224	Pleasant Grove, Utah/Pleasant Grove HS
12	Tyler Wegis	DE	72	Luke Felix-Fualalo	R-Fr.	OL	6-7	310	Brisbane, Australia/Mater Dei HS
13	Kamo'i Latu	S	7	Van Fillinger	Fr.	DE	6-4	260	Draper, Utah/Corner Canyon HS
13	Munir McClain	WR	55	Nick Ford	Jr.	OL	6-5	317	San Pedro, Calif./San Pedro HS
14	Ben Renfro	WR	89	Cole Fotheringham	Jr.	TE	6-4	243	San Clemente, Calif./San Clemente HS
15	Malone Mataele	CB	94	David Fotu	Fr.	DT	6-5	301	Oakland, Calif./Herriman HS
16	Bryson Barnes	QB	54	Hayden Furey	So.	LB	6-2	225	Saratoga Springs, Utah/Westlake HS
16	Zemaiah Vaughn	S	74	Jaxon Garcia	Fr.	OL	6-2	329	West Valley City, Utah/Cyprus HS
17	Devaughn Vele	WR	57	JT Greep	Fr.	SN	6-0	214	Glendora, Calif./Glendora HS
18	Britain Covey	WR	79	Alex Harrison	Fr.	OL	6-4	322	Bountiful, Utah/Viewmont HS
19	Bryson Reeves	WR	1	Theo Howard	Sr.	WR	6-0	190	Westlake Village, Calif./Oklahoma
20	Jeremy Mercier	LB	29	Nick Howe	Fr.	CB	5-11	155	Salt Lake City, Utah/Woods Cross HS
20	Dominique Thompson	WR	10	R.J. Hubert	Jr.	S	6-0	195	Logandale, Nev./Moapa Valley HS
21	Solomon Enis	WR	3	Ja'Quinden Jackson	Fr.	QB	6-2	229	Dallas, Texas/Texas
22	Aaron Lowe	CB	82	Deven Johnson	Fr.	TE	6-4	230	Salem, Utah/Salem Hills HS
23	Faybian Marks	CB	90	Devin Kaufusi	Jr.	DT	6-7	300	Provo, Utah/BYU
24	Darrien "Bleu" Stewart	S	59	Falcon Kaumatule	R-Fr.	OL	6-7	295	Las Vegas, Nev./Bishop Gorman HS
24	Charlie Vincent	RB	86	Dalton Kincaid	Jr.	TE	6-4	242	Las Vegas, Nev./San Diego
25	Jaylen Dixon	WR	80	Brant Kuithe	Jr.	TE	6-2	230	Katy, Texas/Cinco Ranch HS
26	Kyrese Rowan	WR	68	Jaren Kump	Fr.	OL	6-5	306	Riverton, Utah/Herriman HS
27	Pierre Moudourou	WR	46	Lolani Langi	Fr.	LB	6-2	228	South Jordan, Utah/Washington State
27	Elvis Vakapuna	RB	13	Kamo'i Latu	Fr.	S	6-0	195	Honolulu, Hawaii/Saint Louis School
28	Brandon McKinney	S	78	Sataoa Laumea	R-Fr.	OL	6-4	304	Rialto, Calif./Eisenhower HS
29	Elisha Lloyd	CB	63	Taka Lautaha	Fr.	DT	6-2	284	Ewa Beach, Hawaii/St. Francis HS
29	Nick Howe	CB	2	Kenzel Lawler	Fr.	CB	5-11	193	Corona, Calif./Eleanor Roosevelt HS
29	Dawson Tanner	WR	0	Devin Lloyd	Jr.	LB	6-3	235	Chula Vista, Calif./Otay Ranch HS
31	LaCarea Pleasant-Johnson	CB	29	Elisha Lloyd	Fr.	CB	5-10	170	San Marcos, Calif./Mission Hills HS
32	Karene Reid	LB	70	Hunter Lotulelei	Fr.	OL	6-2	325	West Valley City, Utah/Highland HS
33	Cameron Peasley	P	22	Aaron Lowe	So.	CB	6-0	181	Mesquite, Texas/West Mesquite HS
33	Tyrone Young-Smith	S	39	Joe Ludwig	Jr.	FB	6-1	236	Poway, Calif./Middleton HS
34	Josh Calvert	LB	53	Johnny Maea	So.	OL	6-4	314	Salt Lake City, Utah/East HS
34	Braedon Wissler	RB	54	Paul Maile	So.	OL	6-2	303	Salt Lake City, Utah/East HS
35	Isaac Vaha	TE	93	Keegan Markgraf	Sr.	SN	6-3	232	Hamilton, Ontario/Central Michigan
37	Faysal Aden	RB	23	Faybian Marks	Fr.	CB	5-10	180	Richmond, Texas/George Ranch HS
37	Trey Reynolds	LB	55	Andrew Mata'afa	So.	LB	6-3	224	San Diego, Calif./Mt. Carmel HS
38	Stone Azarcon	S	15	Malone Mataele	So.	CB	5-11	181	Placentia, Calif./Santa Margarita Catholic HS
39	Joe Ludwig	FB	13	Munir McClain	So.	WR	6-4	210	Atlanta, Ga./USC
40	Ali'i Niumatalolo	TE	28	Brandon McKinney	Sr.	S	6-0	200	Orange, Calif./Washington
41	Hauati Pututau	DT	20	Jeremy Mercier	Jr.	LB	6-3	235	Chandler, Ariz./Gila River JC
42	Mika Tafua	DE	57	Shuhei Mitsumoto	Fr.	DE	5-9	218	Osaka, Japan/Waseda University
43	Gavin Nawahine	DE	98	Viane Moala	Sr.	DT	6-6	304	Ili'i, American Samoa/Hawaii
44	Xavier Carlton	DE	62	Michael Mokofisi	Fr.	OL	6-3	308	Woods Cross, Utah/Woods Cross HS
45	Sione Tuha	LB	27	Pierre Moudourou	Jr.	WR	6-1	209	Danbury, Conn./Monroe College
46	Hayden Erickson	TE	43	Gavin Nawahine	Fr.	DE	6-2	244	Meridian, Idaho/Rocky Mountain HS
46	Lolani Langi	LB	40	Ali'i Niumatalolo	Sr.	TE	6-2	220	Annapolis, Md./Broadneck HS
47	Miki Suguturaga	DE	67	Jordan Noyes	Fr.	K	5-10	207	Higham, Kent/Gad's Hill School

2021 UTAH ROSTER

NUMERICAL	No.	Name	Yr.	Pos.	Ht.	Wt.	Hometown/Previous School
48 Carson Danner	LB	77 Bamidele Olaseni	Sr.	OL	6-8	330	London, England/Garden City CC
49 Elijah Shelton	DE	81 Connor O'Toole	Fr.	WR	6-4	210	Albuquerque, N.M./La Cueva HS
50 Fua Pututau	DT	91 Tevita Pahulu	Fr.	DT	6-0	307	Salt Lake City, Utah/West HS
51 Keaton Bills	OL	10 Money Parks	Fr.	WR	5-10	166	Aledo, Texas/Aledo HS
52 Mason Tufaga	LB	6 Ricky Parks	Fr.	RB	5-10	211	Tampa, Fla./Gaither HS
53 Johnny Maea	OL	33 Cameron Peasley	Fr.	P	6-3	190	Melbourne, Australia/Deakin University
54 Hayden Furey	LB	75 Simote Pepa	Fr.	DT	6-3	355	South Jordan, Utah/Bingham HS
54 Paul Maile	OL	8 Clark Phillips III	Fr.	CB	5-10	185	Lakewood, Calif./La Habra HS
55 Nick Ford	OL	31 LaCarea Pleasant-Johnson	R-Fr.	CB	6-0	168	Yakima, Wash./Mountain Pointe HS
55 Andrew Mata'afa	LB	5 TJ Pledger	Jr.	RB	5-9	196	Pacoima, Calif./Oklahoma
56 Rob Bonar	LB	50 Fua Pututau	So.	DT	6-1	295	Salt Lake City, Utah/Cottonwood HS
57 JT Greep	SN	41 Hauati Pututau	Sr.	DT	6-3	309	Salt Lake City/Cottonwood HS
57 Shuhei Mitsumoto	DE	84 Taniela Pututau	Fr.	TE	6-3	241	Salt Lake City, Utah/Cottonwood HS
58 Junior Tafuna	DT	99 Tennessee Pututau	Fr.	DT	6-1	295	West Valley City, Utah/East HS
59 Falcon Kaumatule	OL	3 Drew Rawls	R-Fr.	CB	6-0	184	Beaumont, Texas/West Brook Senior HS
61 Kolinu'u Faaiu	OL	97 Jadon Redding	So.	K	5-11	191	Fredericksburg, Va./Colonial Forge HS
61 Michael Williams	P	19 Bryson Reeves	Fr.	WR	6-1	196	Montrose, Calif./St. Francis HS
62 Michael Mokofisi	OL	32 Karene Reid	Fr.	LB	6-0	228	American Fork, Utah/Timpview HS
63 Taka Lautaha	DT	14 Ben Renfro	Fr.	WR	6-1	199	Magnolia, Texas/Magnolia HS
64 Marist Talavou	OL	37 Trey Reynolds	Fr.	LB	6-1	233	Queen Creek, Ariz./Queen Creek HS
67 Jordan Noyes	K	7 Cameron Rising	So.	QB	6-2	220	Ventura, Calif./Texas
68 Jaren Kump	OL	26 Kyrese Rowan	R-Fr.	WR	5-10	175	Ogden, Utah/Roy HS
70 Hunter Lotulelei	OL	5 Caine Savage	Fr.	CB	5-11	184	Buena Park, Calif./Western HS
71 Braeden Daniels	OL	1 Nephi Sewell	Jr.	LB	6-0	228	St. George, Utah/Nevada
72 Luke Felix-Fualalo	OL	49 Elijah Shelton	So.	DE	6-2	237	Salt Lake City, Utah/Utah State
73 Tanoa Togiai	DT	24 Darrien "Bleu" Stewart	Fr.	S	6-0	188	Las Vegas, Nev./Desert Pines HS
74 Jaxon Garcia	OL	47 Miki Suguturaga	R-Fr.	DE	6-4	264	Kaneohe, Hawaii/Punahou School
75 Simote Pepa	DT	42 Mika Tafua	Jr.	DE	6-3	250	Laie, Hawaii/Kamehameha HS
76 Zereoue Williams	OL	58 Junior Tafuna	Fr.	DT	6-3	290	Taylorsville, Utah/Bingham HS
77 Bamidele Olaseni	OL	64 Marist Talavou	R-Fr.	OL	6-2	320	Norwalk, Calif./St. John Bosco HS
78 Sataoa Laumea	OL	29 Dawson Tanner	Fr.	WR	5-10	159	Gilbert, Ariz./Gilbert HS
79 Alex Harrison	OL	9 Tavion Thomas	So.	RB	6-2	221	Dayton, Ohio/Independence CC
80 Brant Kuithe	TE	20 Dominique Thompson	So.	WR	5-11	193	Bueno Park, Calif./Cypress HS
81 Connor O'Toole	WR	73 Tanoa Togiai	Fr.	DT	6-6	312	Rigby, Idaho/Rigby HS
82 Deven Johnson	TE	52 Mason Tufaga	Fr.	LB	6-1	226	Honolulu, Hawaii/St. Louis HS
82 Sire Woods	TE	45 Sione Tuha	Fr.	LB	6-2	226	Provo, Utah/Provo HS
83 Jonah Elliss	LB	35 Isaac Vaha	Fr.	TE	6-6	272	Pleasant Grove, Utah/Pleasant Grove HS
84 Taniela Pututau	TE	27 Elvis Vakapuna	Fr.	RB	5-7	211	Kahuku, Hawaii/Kahuku HS
86 Dalton Kincaid	TE	16 Zemaiah Vaughn	Fr.	S	6-2	175	Beaumont, Texas/Beaumont United HS
87 Thomas Yassmin	TE	17 Devaughn Vele	R-Fr.	WR	6-4	205	San Diego, Calif./Rancho Bernardo HS
89 Cole Fotheringham	TE	95 Aliko Vimahi	Fr.	DT	6-4	286	Kahuku, Hawaii/Kahuku HS
90 Devin Kaufusi	DT	24 Charlie Vincent	R-Fr.	RB	5-10	194	Salt Lake City, Utah/East HS
91 Tevita Pahulu	DT	12 Tyler Wegis	Fr.	DE	6-6	230	Ladera Ranch, Calif./San Juan Hills HS
93 Keegan Markgraf	SN	61 Michael Williams	So.	P	6-1	185	Phoenix, Ariz./Arizona State
94 Tevita Fotu	DT	76 Zereoue Williams	Fr.	OL	6-7	275	Phoenix, Ariz./Mountain Pointe HS
95 Aliko Vimahi	DT	34 Braedon Wissler	Fr.	RB	5-6	185	South Jordan, Utah/Bingham HS
97 Jadon Redding	K	82 Sire Woods	Sr.	LB	6-2	235	Long Beach, Calif./Penn Univ.
98 Viane Moala	DT	87 Thomas Yassmin	So.	TE	6-5	252	Sydney, Australia/The Scots College
99 Tennessee Pututau	DT	33 Tyrone Young-Smith	Sr.	S	6-4	218	Fresno, Calif./Edison HS

PRONUNCIATIONS

Faysal Aden..... FACE-ali	Falcon Kaumatule..... COW-muh-tool-ay	Michael Mokofisi..... mo-KO-fee-see	Miki Suguturaga..... MY-KEY SOD-ga-too-RAHG-uh
Stone Azarcon..... uh-ZAR-con	Brant Kuithe..... KEETH-ee	Ali'i Niumatalalo..... uh-LEE-EE nee-UH-mah-tuh-lo-lo	ME-kuh tah-FOD-uh
Micah Bernard..... muh-KY	Kamo'i Latu..... kuh-MOY lah-too	Jordan Noyes..... noise	MARE-ist tal-UH-vo
Keaton Bills..... KEY-ten	Sataoa Laumea..... sah-TAO-uh lau-MAY-uh	Bamidele Olaseni..... bam-uh-deli oh-lah-senny	TAY-vee-on
Rob Bonar..... bone-ARE	Taka Lautaha..... TAH-kuh lah-OO-taha	Tevita Pahulu..... tuh-VEE-tah pah-HOD-loo	tuh-NO-uh tone-GEE-eye
JaTravis Broughton..... BRAW-tun	Hunter Lotulelei..... lo-TOO-LAY-lay	LaCarea Pleasant-Johnson..... luh-CAR-ee-ay	too-FAN-guh
Makai Cope..... MUH-ky	Elisha Lloyd..... ee-LIE-sha	Fua Pututau..... foo-UH POU-TOO-tao	vah-ha
Peter Costelli..... cuh-STELLY	Johnny Maea..... MY-uh	Hauati Pututau..... how-OTT-ee POU-TOO-tao	ZUH-mey-uh
Britain Covey..... rhymes with "lovey"	Paul Maile..... MY-lay	Taniela Pututau..... tuh-KNEE-ell-uh POU-TOO-tao	duh-VAWN vay-lay
Braeden Daniels..... BRAY-den	Shintaro Mann..... shin-TAR-oh	Tennessee Pututau..... POU-TOO-tao	UH-lee-key vee-MAH-hee
Vonte Davis..... VON-tay	Keegan Markgraf..... MAR-graph	Jadon Redding..... JAY-den	WEE-gus
Solomon Enis..... EE-niss	Andrew Mata'afa..... mah-tah-AH-fah	Karene Reid..... KUH-ren-ay reed	ZARE-oh-way
Kolinu'u Faaiu..... koo-LEE-new-ew fay-EE-ew	Malone Mataele..... mah-tah-elly	Soa Rosales..... so-UH ro-SAH-les	YAZ-men
Jonny Fanaika..... fuh-NYE-kuh	Jeremy Mercier..... MUHR-sir	Nephi Sewell..... KNEE-fy soo-ul	
Van Fillingier..... FILL-in-ier	Shuhei Mitsumoto..... shoe-HEY meat-SUE-mo-toe		
Luke Felix-Fualalo..... foo-a-LAH-loo	Viane Moala..... vee-AH-nay MO-ah-lah		
Devin Kaufusi..... kuh-FOD-see			

NATIONAL WATCH LISTS

Bednarik Award (Defense)

Devin Lloyd, Jr., LB (Semifinalist)

Butkus Award (Linebacker)

Devin Lloyd, Jr. (Finalist)

Bronko Nagurski Trophy (Defense)

Devin Lloyd, Jr., LB

Earl Campbell Tyler Rose Award (Texas)

Brant Kuithe, Jr., TE

Lou Groza Award (Kicker)

Jadon Redding, So.

Lott IMPACT Trophy (Defense)

Devin Lloyd, Jr., LB (Quarterfinalist)

Mackey Award (Tight End)

Cole Fotheringham, Jr.

Patrick Mannelly Award (Snapper)

Keegan Markgraf, Sr.

Paul Hornung Award (Dynamic Player)

Britain Covey, Jr., WR/RS

Davey O'Brien Award

Cameron Rising, So., QB

Polynesian Player of the Year

Sataoa Laumea, R-Fr., OL
Simi Moala, So., OL
Viane Moala, Sr., DT
Tennessee Pututau, Fr., DT
Nephi Sewell, Jr., LB
Mika Tafua, Jr., DE

Reese's Senior Bowl

Nick Ford, Jr., OL
Devin Lloyd, Jr., LB
Brant Kuithe, Jr., TE
Bamidele Olaseni, Sr., OL
TJ Pledger, Jr., RB

Rotary Lombardi Award

Brant Kuithe, Jr., TE

Walter Camp Player of the Year

Devin Lloyd, LB (Semifinalist)

Wuerffel Trophy (Community Service)

Mika Tafua, Jr., DE

William V. Campbell Trophy (Academics)

Keegan Markgraf, Sr., LS (Semifinalist)

TEAM LEADERS

Both team captains and the leadership council are voted on by the team each year in fall camp. The Utes pick two offensive, two defensive and a special teams captain.

- Utah's 2021 team captains are Cameron Rising (So., QB), Britain Covey (Jr., WR), Devin Lloyd (Jr., LB) and Mika Tafua (Jr., DE). The Utes' special teams captain is Keegan Markgraf (Sr., SN).
- Utah's 2021 Leadership Council: Britain Covey (Jr., WR), Vonte Davis (Sr., S), Solomon Enis (Jr., WR), Nick Ford (Jr., OL), Cole Fotheringham (Jr., TE), Devin Kaufusi (Jr., DT), Brant Kuithe (Jr., TE), Devin Lloyd (Jr., LB), Keegan Markgraf (Sr., SN), Clark Phillips III (Fr., CB), TJ Pledger (Jr., RB), Hauati Pututau (Sr., DT), Cameron Rising (So., QB), Nephi Sewell (Jr., LB), Mika Tafua (Jr., DE).

U GRADUATES

The Utes have 12 student-athletes on the current roster who have completed their degrees.

- Stone Azarcon (Jr., S | Criminology/Psychology), Britain Covey (Jr., WR | Business), Vonte Davis (Sr., S | Sociology), Nick Ford (Jr., OL | Psychology), Devin Lloyd (Jr., LB | Communications), Keegan Markgraf (Sr., SN | Economics), Viane Moala (Sr., DT | Sociology), Ali'i Niumatalolo (Sr., TE | Sociology), Bamidele Olaseni (Sr., OL | Sociology), Hauati Pututau (Sr., DT | Health, Society & Policy), Cameron Rising (So., QB | Criminology), Tyrone Young-Smith (Sr., WR | Sociology).

THE MAN IN CHARGE

Head coach Kyle Whittingham is the longest-tenured coach in the Pac-12 and the second-longest tenured coach at the same school in the NCAA FBS. He is 142-69 overall at Utah, becoming the all-time wins leader at Utah. He passed Ike Armstrong (141-55-15 in 211 games) with Utah's historic win over No. 3 Oregon on Nov. 20, 2021. He has coached in 336 games at Utah (11 seasons as an assistant) and 211 as the head coach.

- He has contributed to more victories than any coach in program history (227), including his 11 seasons as an assistant coach (1994-2004).
- His 142 career wins as the head coach of the Utes ranks third among active FBS coaches at the same school and ranks 15th among active FBS coaches overall (most in the Pac-12).
- He has led the Utes to at least a share of the Pac-12 South title in three of the last four seasons, and four times overall since joining the Pac-12 (2021, 2019, 2018, 2015).
- He has won three National Coach of the Year recognitions – two in 2008 and one in 2019. He was the AFCA Coach of the Year and Bear Bryant Award winner in 2008, and the Dodd Trophy Coach of the Year in 2019, also winning Pac-12 Coach of the Year in 2019.
- The Utes have made the final AP Top 25 six times and the final Coaches Poll seven times under Whittingham.
- Whittingham has had 20 players make major All-America teams (those determining the NCAA's consensus team).

THE RANKING GAME

Utah's victory over the No. 3 Oregon Ducks on Saturday, Nov. 20 will go down in the record books as the highest-ranked opponent that Utah has played in College Football Playoff Poll history.

- Utah's win over Oregon was the highest ranked victory over an AP Top 25 opponent in Rice-Eccles Stadium history, surpassing a win over No. 5 Stanford in 2013.
- It ties the highest overall AP-ranked victory in program history, matching a win over No. 4 Alabama in the 2008 Sugar Bowl. Oregon was No. 4 in the AP Poll entering Saturday's game.
- Utah is 2-0 against AP-ranked opponents in 2021, adding to the Oct. 16 home win over then-No. 18 Arizona State. The last season in which Utah had multiple victories over AP-ranked foes was in 2015 (No. 13 Oregon,

PRESEASON ALL-AMERICA

Walter Camp

Devin Lloyd, LB (Second-Team)

Phil Steele

Devin Lloyd, LB (First-Team)
Britain Covey, RS (Third-Team)

Athlon Sports

Devin Lloyd, LB (Second-Team)
Britain Covey, RS (Second -Team)

The Athletic

Devin Lloyd, LB (First-Team)

ESPN

Devin Lloyd, LB (First-Team)

PRESEASON ALL-CONFERENCE

Pac-12 (Media)

Nick Ford, OL (First-Team)
Devin Lloyd, LB (First-Team)
Mika Tafua, DE (First-Team)
Jadon Redding, PK (First-Team)
Britain Covey, RS (First-Team)
Sataoa Laumea, OL (Second-Team)
Britain Covey, WR (Second-Team)
Brant Kuithe, TE (HM)
Viane Moala, DT (HM)
JaTravis Broughton, CB (HM)
Clark Phillips III, CB (HM)
Keegan Markgraf, SN (HM)

2021 IN-SEASON AWARDS

Pac-12 Player of the Week

9/7 Devin Lloyd, LB Defensive
9/20 Britain Covey, RS Special Teams
9/27 Van Fillingier, DE Defensive Line
Karene Reid, LB Freshman
10/11 Cameron Rising, QB Offensive
Kamo'i Latu, S Freshman
10/18 Cameron Rising, QB Offensive
Devin Lloyd, LB Defensive
Nick Ford, OL Offensive Line
11/1 Tavion Thomas, RB Offensive
Nick Ford, OL Offensive Line
11/8 Devin Lloyd, LB Defensive
Braeden Daniels, OL Offensive Line

National Weekly Awards

9/20 Britain Covey Paul Hornung
9/27 Devin Lloyd Reese's Senior Bowl
10/11 Cameron Rising Davey O'Brien
10/12 Devin Lloyd Lott IMPACT Trophy
10/18 Devin Lloyd Rose Bowl
10/18 Cameron Rising Manning Award
11/2 Tavion Thomas Rose Bowl

Midseason All-America

Devin Lloyd The Athletic, ESPN
CBS Sports, Associated Press
Sporting News

No. 23 California).

- Utah ranks No. 16 in the AP Poll this week (Nov. 21), its highest AP rank since finishing the 2019 season ranked 16th in the final poll. Utah has ranked inside the top 20 in the AP poll 79 times (includes preseason and final polls) in the Kyle Whittingham era.

HEADING THE OFFENSE

Offensive coordinator and quarterbacks coach Andy Ludwig is in his third year of his second full-time stint on the Utah coaching staff.

- In conference play, Utah leads the league in scoring offense (38.4), touchdowns scored (41), total offense per game (456.3).
- Utah ranks 18th in the FBS and second in the Pac-12 in rushing offense (213.9), also ranking 20th in the FBS and second overall in the Pac-12 in scoring offense (35.9).
- Utah has scored 41 touchdowns during Pac-12 play, five more than the next highest team in the league (UCLA, 36).
- Utah has scored 19 of its 30 rushing touchdowns (63%) in the last five games.
- The Utes have recorded 450 yards or more of total offense in seven games this season, including in six of the last seven.
- Utah has scored over 35 points in seven games this season with six of those games coming in conference play.
- Utah has 28 scoring drives for over 70 yards this season with 19 of those coming in the last six games (68%).
- Utah had six scoring drives in its win over Arizona on Nov. 13 with five being 75 or more yards, the most 75+ yard drives in a game by the Utes since Utah's win over UCLA in 2019.
- Utah outscored Stanford 38-0 in the first half on Nov. 5, running for 336 yards and outgaining the Cardinal 440-28 in the first two quarters. It was just the third time since 2004 a Power Five team has outgained an opponent by 400-plus yards in a half and the first time since 2013.
- Utah's 52 points against Stanford was the first 50-point game for the Utes since their 52-7 win over Oregon State in 2019. Utah has scored 50+ points in 16 games in the Kyle Whittingham era.
- Utah's 581 yards of total offense against Stanford was the most by a Utah team since 2018 (587 vs. Weber State).
- Utah's 45-point margin of victory against Stanford tied for the largest in a Pac-12 road game for the Utes and is the second-largest overall in a Pac-12 game.
- Utah's 440 yards of total offense in the first half against Stanford was the first 400-yard half for the Utes since 2013 (424 yards vs. Weber State in the first half).
- Utah scored touchdowns on all four of its second half possessions against No. 18 Arizona State on Oct. 16 with all four series equaling at least 67 yards.
- Utah's 42 points against USC on Oct. 9 were the most the Utes have scored against the Trojans in the Coliseum.
- Utah's 38 points against No. 3 Oregon on Nov. 20 was the most by the Utes all-time against an AP top 10 opponent.
- The 38 points Oregon gave up against Utah was the most

by the Ducks since 2020 when they lost to Oregon State, 41-38.

QUARTERBACK ROOM

This year's quarterback room is comprised of three four-star recruits, including starter Cameron Rising.

- Sophomore Cameron Rising, the No. 8 pro-style QB in the nation out of high school, transferred to Utah from Texas in 2019, earning the starting job in 2020 before suffering a season-ending injury in the first game of the season. He has played in 11 career games at Utah with nine starts.
- The Texas connection continued for the Utes in the offseason with Longhorns transfer Ja'Quinden Jackson joining Utah this spring as well. The 6-2, 229-pound freshman QB was a high school All-American and was rated the No. 2 overall recruit in the state of Texas. He played in his first collegiate game against Washington State, scoring a two-yard rushing touchdown in the second quarter.
- Bryson Barnes, a walk-on from Milford, Utah, is in his second season with the team. He was a three-time all-state quarterback at Milford HS, also winning a state championship in baseball. He grew up raising and showing 12,000 pigs in a barn in Southern Utah.
- Freshman Peter Costelli is a four-star recruit out of Mission Viejo HS and was rated the No. 10 dual quarterback in the nation by 247Sports.

#THICCBO17

After earning the starting spot in 2020 to only fall with a season-ending injury against USC in the season-opener, sophomore Cameron Rising has made his return to the starting lineup, earning the starting nod in the last eight games.

- Rising is 158-of-251 passing (2 INT, 14 TDs) for 1,930 yards, adding 50 carries for 329 yards (6.6 ypc) and five rushing touchdowns. He also attempted two punts against UCLA, averaging 39.0 yards per punt with both landing inside the 10-yard line.
- In Pac-12 games only, Rising ranks third in passing yards per game (218.5), passing efficiency (144.16) and passing yards per completion (12.76).
- He ranks seventh overall in ESPN's QBR rating (82.7), the highest rated Pac-12 QB this season.
- He has four career games with over 200 yards passing, which includes one 300-yard game (306 at USC).
- Rising has five games this season with multiple passing touchdowns (3 at SDSU, 3 at USC, 2 vs. Arizona State; 2 at Oregon State; 2 at Arizona).
- Rising's 329 yards rushing is the most by a Utah quarterback in a season since Tyler Huntley had 537 in 2017 (168 carries).
- His five rushing touchdowns this season marks the 10th time a Utah quarterback has had five-or-more rushing scores in a season since 1996 and is the first time since Huntley did it in 2019.
- He is just the sixth Utah quarterback to rush for 300+ yards in a season since at least 1996 with Rising reaching the 300-yard rushing mark in the least amount of games.

In Memory

Twice in less than a year, the Utah Football family has suffered the tragic loss of a student-athlete, teammate, brother and valued member of the football community.

Ty Jordan, a freshman running back from Mesquite, Texas, lost his life on Dec. 25, 2020. Just nine months later, Jordan's high school and college teammate Aaron Lowe passed away on Sept. 26, 2021.

Lowe, who attended West Mesquite HS with Jordan, changed his number to 22 prior to the 2021 season to honor the life and legacy of Jordan, also becoming the first recipient of the Ty Jordan Memorial Scholarship.

The Utes retired the No. 22 on Saturday, Oct. 30 and will wear a decal on their helmets honoring Ty and Aaron for the remainder of the 2021 season. Utah will also continue to honor Ty and Aaron in Rice-Eccles Stadium during the Moment of Loudness between the third and fourth quarters.

In a shortened five-game 2020 debut season, Jordan earned the Pac-12's Offensive Freshman of the Year award by vote of the league's coaches and was named Pac-12 Newcomer of the Year by the Associated Press. He also was named a Freshman All-American by The Athletic and 247Sports.

Lowe joined the Utes in 2019 as a three-star recruit out of Mesquite, Texas, immediately making an impact by playing in 11 games as a true freshman. Lowe played in 20 career games as a Ute, landing on the two-deep during the 2021 season as a back-up nickel.



2021 RECORD WHEN...

Utah scores first 5-2
Opponent scores first 0-1

Utah has more rushing yards 8-0
Opponent has more rushing yards 0-3

Utah has more passing yards 4-2
Opponent has more passing yards 4-1

Utah plays at home 5-0
Utah plays on the road 3-3
Game is at a neutral site 0-0

Utah plays on grass 1-2
Utah plays on artificial turf 7-1

Utah plays a day game 2-1
Utah plays a night game 2-2

Utah leads at halftime 7-1
Utah trails at halftime 1-1
Utah is tied at halftime 0-1

Utah leads after three quarters 7-0
Utah trails after three quarters 1-3
Utah is tied after three quarters 0-0

Outcome is 10 or more points 7-0
Outcome is 7 or less points 0-3

Game goes into overtime 0-1

RICE-ECCLES STADIUM BIGGEST CROWDS

1.	52,724	2021	Oregon
2.	51,922	2021	UCLA
3.	51,724	2021	Arizona State
4.	51,511	2021	Weber State
5.	51,483	2021	Washington St.
6.	47,825	2015	Michigan
7.	47,801	2016	Washington
8.	47,798	2015	California
9.	47,619	2014	USC
10.	47,528	2014	Oregon

RICE-ECCLES SEASON ATTENDANCE AVERAGE

1.	46,533	2015
2.	46,506	2016
3.	46,462	2019
4.	46,436	2014
5.	46,332	2018
6.	45,913	2017
7.	45,585	2008
8.	45,459	2010
9.	45,347	2012
10.	45,194	2013

Capacity 45,017 from 1998-2013; 45-807 2014-2019; 51,444 2021-Present

- Rising has passed and rushed for a touchdown in four games this season (at USC, vs. Arizona State, vs. UCLA, at Arizona).
- Rising recorded a career-high 306 passing yards in Utah's historic win over USC on the road, the first time a Utah quarterback surpassed the 300-yard passing mark since 2019 (Tyler Huntley vs. UCLA). His 37-yard flea flicker touchdown pass to Devaughn Vele in the second quarter against USC was a career-long TD pass.
- Rising finished the game against USC completing 78.6% of his passes, a career high.
- Rising scored his first career rushing touchdown against USC on a 17-yard rush, the longest rushing touchdown by a quarterback since 2018 (Jason Shelley vs. BYU, 33 yards).
- Rising finished Utah's comeback win over No. 18 Arizona State 21-of-33 passing for 247 yards and two touchdowns, which included him going 13-of-15 (.867) passing for 140 yards and two touchdowns in the second half.
- In back-to-back games (vs. Arizona State, at Oregon State), Rising set a new career high in rushing yards, recording 59 yards (6 carries, 1 TD) against Arizona State and 73 (10 carries) at Oregon State.
- Rising came into the game against San Diego State with under six minutes to play in the third quarter, more than doubling Utah's total offensive yards from the first half during his time in regulation.
- Utah had 89 yards of total offense in the first half against the Aztecs with Rising finishing the game with a career-high 19-of-32 passing for 153 yards and three passing touchdowns, adding five rushes for 46 yards.

THREE'S COMPANY

Utah has rushed for 2,353 yards this season with 1,838 (78%) coming from the three-headed monster that is Tavion Thomas, TJ Pledger and Micah Bernard. Utah ranks 18th in the FBS and second in the Pac-12 overall in rushing offense, averaging 213.9 yards on the ground per game.

- In Pac-12 games this season, the Utes are averaging 237.75 yards per game and have scored 28 touchdowns on the ground.
- The Utes have had three different players rush for 100 yards in a game this season (Tavion Thomas, 4; TJ Pledger, 3; Micah Bernard, 2). The last time the Utes had three different players rush for 100 yards in a game in a season was in 2015 (Joe Williams, 2; Devontae Booker, 7; Travis Wilson, 1).
- Utah rushed for 250+ yards in back-to-back games against UCLA and Stanford (290 vs. UCLA, 441 at Stanford). The last time the Utes rushed for over 250 yards in back-to-back games was in 2016 (Oct. 15 at Oregon State, 275 yds; Oct. 22 at UCLA, 360 yds).
- Utah's 441 rushing yards against Stanford on Nov. 5 ranks fourth in school history in single-game rushing yards and is the most since 1991 (478 vs. New Mexico). The 441 yards is the third-most by a Power Five school this season (sixth overall in the FBS).
- Utah had three different players rush for over 100 yards against Stanford (Tavion Thomas, 177; Micah Bernard, 110; TJ Pledger, 107), the first time the Utes have had three players reach the 100-yard rushing mark in a single-game. Utah is the only team to achieve the stat in the FBS this season and the first Pac-12 team to do it since 2013 (Oregon vs. Nicholls).
- All three Utah running backs (Thomas, Bernard, Pledger) also scored rushing touchdowns against the Cardinal, the sixth time in the Kyle Whittingham era (first time since 2018 vs. Oregon

State) the Utes have had three or more running backs score a rushing touchdown in a game.

- In Pledger's three 100-yard rushing games, he has averaged 8.8 yards per carry (25 carries, 119 yds at Arizona; 4 carries, 107 yds at Stanford; 10 carries, 117 yds vs. Washington State).
- Pledger's 96-yard rushing touchdown against Stanford is the longest rush from the line of scrimmage in Utah history and the second-longest play from scrimmage at Utah. It also ranks as the longest rush by a Pac-12 player this season and fifth-longest in the FBS.
- Bernard leads Utah's running backs in receptions and receiving yards (22 rec., 231 yds) while averaging 5.8 yards per carry on the ground. His 12.2 yards per carry against BYU (12 rush, 146 yds) ranks fourth all-time at Utah for a single-game.
- Bernard had 60 receiving yards in Utah's win over Arizona on Nov. 13, the most receiving yards by a running back since 2019 when Zack Moss had 89 vs. Cal.

THOMAS THE TANK

Transfer Tavion Thomas leads the Utes this season in carries (143), rushing yards (836), rushing touchdowns (17) and 100-yard rushing games (4). He is averaging 5.8 yards per carry and 83.6 yards per game.

- He ranks fourth in the FBS and first in the Pac-12 in rushing touchdowns (17), averaging 10.2 points per game, which also ranks fourth in the FBS (first in the Pac-12).
- In Pac-12 only games, Thomas leads the Pac-12 in scoring (12.86) and rushing touchdowns (15), also ranking second in rushing yards per game (100.43).
- His 17 touchdowns this season broke the Utah single-season record for rushing touchdowns, passing Zack Moss (15, 2019) and John White (15, 2011). His 17 rushing scores is the most by a Pac-12 player since 2015 (Royce Freeman, Oregon, 17 TDs).
- Thomas has scored rushing touchdowns in the last six games he has appeared in (3 vs. Oregon, 4 at Stanford, 4 vs. UCLA, 1 at USC, 1 vs. Arizona State, 2 at Oregon State).
- He has had 20 or more carries in the last five games he has played in, including a season high 24 against UCLA.
- In his 100-yard rushing games this season (vs. Weber State, at USC, vs. UCLA, at Stanford), Thomas has averaged 7.7 yards per carry and has scored 11 of his 17 rushing touchdowns.
- Thomas has started the last four games he has appeared in (Oregon State, UCLA, Stanford, Oregon), and in those four games he has averaged 126.3 yards per game and has recorded 13 touchdowns.
- Thomas has scored 11 of Utah's last 18 rushing touchdowns.
- Two weeks in a row (vs. UCLA, at Stanford), Thomas scored four touchdowns, which tied the school record for single-game rushing touchdowns. He is the first Pac-12 player since 1996 to rush for four-plus touchdowns in consecutive games and only the 11th Power Five player to accomplish the feat in that time frame.
- His four rushing touchdowns against UCLA and Stanford ranks as third-most by an FBS player this season (tied for the most in the Pac-12).
- He recorded a career high 177 rushing yards on 20 carries against Stanford, his second straight week setting a career best in rushing yards (160 vs. UCLA). His 159 yards in the first half against Stanford is the second time this season he has had over 100 yards in a single half, rushing for all 113 of his yards against USC in the second half.

- Thomas' 177 rushing yards against Stanford was the most by a Ute since Zack Moss rushed for 203 at Arizona in 2019.
- With one regular season game remaining, he needs 164 yards to reach 1,000 rushing yards in 2021.
- Thomas broke the 1,000 career rushing yards mark against Arizona State. He has 1,431 through 23 games in FBS football (14 games at Cincinnati from 2018-19).

COVEY'S CAREER

Wide receiver Britain Covey has led Utah in receiving yards three separate times (2015, 2018, 2020) and is currently second on the team in total receptions (39).

- Covey ranks first among all active Pac-12 players in career receptions (171).
- His 171 career receptions ranks third all-time at Utah. He needs seven to move into second (177, Bryan Rowley, 1989-93).
- Covey ranks third among active Pac-12 players in career all-purpose yards (3,730). He moved into fourth all-time at Utah in career all-purpose yards after his season high 191 against No. 3 Oregon on Nov. 20. He needs 345 yards to move into third.
- Broke into the top 10 all-time at Utah in career receiving yards, ranking 10th with 1,833. He needs 11 yards to move into ninth (Jereme Brooks, 1,843, 2007-10).
- He has caught at least one pass in 41 of his 44 career games, including in 14 straight games.

BIG PLAY VELE

Wide receiver Devaughn Vele entered the season with 12 total receiving yards in nine career games. Through 11 games this season, he has 346 yards on 19 catches, averaging 18.2 yards per catch.

- In the last seven games, Vele has averaged 57.0 yards per game compared to 8.3 through the first four.
- 14 of his 19 receptions this season have been for 15 or more yards.
- His 45-yard reception against Oregon State is the longest catch by a Ute this season and his 37-yard touchdown catch against USC was the longest touchdown reception of the season by a Ute.
- He began his career as a walk-on, eventually winning a scholarship.

TIGHT END U

- Utah is currently the only Pac-12 team with two active TEs with over 1,000 receiving yards in their careers in Division I football (Brant Kuithe, Dalton Kincaid). The trio of Kuithe, Kincaid and Cole Fotheringham have 128 games in Division I football and 66 starts.
- Kuithe leads the team in receptions (41), receiving yards (487) and is tied for the team lead in receiving touchdowns (5).
- Kuithe and Kincaid are both tied for the Pac-12 lead among tight ends in receiving touchdowns (5).
- Kuithe ranks second among Pac-12 tight ends in receptions per game (3.7) in 2021.
- Kuithe racked up 118 yards against No. 3 Oregon, a season high, which was also the most by a Pac-12 tight end in week 12 and the second most by a Pac-12 tight end this season.
- Kuithe has scored four of his five touchdowns this season in the last six games, including his two against Arizona State, which marked his third career multi-touchdown game.
- Kuithe broke the 100 career receptions mark this season with his 120 career snags ranking first among all active tight ends in the Pac-12.

- Kuithe has 12 career receiving touchdowns, which is the most TD catches by a Utah tight end since at least 1996.
- Kincaid has 25 receptions for 349 yards.
- Kincaid has 25 receptions this season with 14 counting for first downs (58%).
- Kincaid's 14.0 yards per reception ranks fourth among Pac-12 tight ends this season.
- Kincaid recorded a career high as a Ute with 75 receiving yards on four catches against Weber State, scoring two touchdowns.
- Tight end Cole Fotheringham has started in 35 career games while playing in 44. His 35 career starts is second among current Utah offensive players.

ON THE LINE

Utah's offensive line has turned into a consistent unit for the Utes this season with Utah ranking 18th in the FBS (2nd in the Pac-12) in rushing offense (213.9), also ranking eighth in the FBS (1st in the Pac-12) in sacks allowed (11).

- Utah's offense averaged 165.8 rushing yards in the first five games of the season and have averaged 251.5 in the last six.
- The Utes have only allowed five sacks during Pac-12 play and hadn't allowed one in an FBS-leading 151 consecutive pass attempts until the second quarter against Arizona.
- Junior Nick Ford has started at every position on the offensive line during his career at Utah and is one of just two active FBS linemen that has achieved the feat (Brandon Council, Auburn).
- Ford has earned Pac-12 Offensive Lineman of the Week twice for his performances against Arizona State and UCLA.
- Sophomore Braeden Daniels, who earned Pac-12 Offensive Lineman of the Week against Stanford, has been consistent on the line, adding versatility similar to Ford. He has played in 32 games with 26 starts (18 at LG, 8 at RT).

HEADING THE DEFENSE

Morgan Scalley is in his 14th year at Utah and sixth as defensive coordinator in 2021. He also continues to coach the safeties, a role he has held since 2008.

- As a unit, Scalley's defense ranks No. 3 in the Pac-12 this season (339.2 opponent yards per game). To date, six different Utah opponents have been held under that clip including in league wins over Washington State, Stanford, Arizona and No. 3 Oregon.
- The Utes are also atop the league when it comes to sacks (3.1 per game) and tackles for loss (7.6 per game). Utah's TFL average is narrowly behind Oklahoma State (8.1) and Clemson (7.7) for best in the Power 5, and the Utes rank fifth in the category in all of FBS football.
- In the Pac-12, the team ranks in the top-five both in stopping the run game (129.4 yards; 4th) and the pass (209.8 yards; 5th).
- Utah has produced no fewer than five stops behind the line of scrimmage each game this season—and has logged 13-plus TFLs twice, in wins over Washington State (Sept. 25; 13) and Stanford (Nov. 5; 15). Utah's 15 TFL at Stanford were the most by a Pac-12 team since 2018.
- Getting off the field on third down has also been a strength for the Utes, whose opponents are converting just 36.6% of the time—the second-lowest in the Pac-12. Utah has locked down since beginning Pac-12 play with a 35.7% conversion rate—in the squad's seven league wins, just two opponents have posted higher than a 36% clip.

UTES IN THE NFL (28)

Updated 11.21.21

Offensive Line

Jackson Barton.....LV Raiders
Garrett Bolles.....Denver
Darrin Paulo.....Detroit (PS)
Jeremiah Poutasi.....LV Raiders (PS)
Sam Tevi.....Indianapolis (IR)

Quarterbacks

Tyler Huntley.....Baltimore

Running Backs

Devontae Booker.....NY Giants
Zack Moss.....Buffalo

Wide Receivers

Tim Patrick.....Denver

Defensive Line

Bradlee Anae.....Dallas (PS)
Leki Fotu.....Arizona
Star Lotulelei.....Buffalo (COVID)
John Penisini.....Detroit

Linebackers

Cody Barton.....Seattle
Francis Bernard.....Dallas
Kylie Fitts.....Arizona (IR)
Chase Hansen.....New Orleans (PS)
Jared Norris.....Washington (IR)
Pita Taumoepeenu.....Denver (PS)

Defensive Backs

Julian Blackmon.....Indianapolis (IR)
Marquise Blair.....Seattle (IR)
Terrell Burgess.....LA Rams
Javelin Guidry.....NY Jets
Jaylon Johnson.....Chicago
Eric Rowe.....Miami
Marcus Williams.....New Orleans

Special Teams

Matt Gay.....LA Rams
Mitch Wishnowsky.....San Francisco

IR = Injured/Reserve
PS = Practice Squad

- These trends continue to embody the R.S.N.B. identity and culture of the Utah defense—an abbreviation standing for relentless, smart, nasty ballhawks.
- Arguably Utah's best showcases of 'R.S.N.B.' football have been against ranked opponents. Most recently in the win over No. 3 Oregon (Nov. 20), Utah pitched a first-half shutout vs. the Ducks and allowed just a single touchdown all game. During the first half Oregon was forced into two three-and-outs, and reached the red zone just once on five possessions. Oregon had not been held to one touchdown in a game since the 2018 Redbox Bowl.
- In another top-20 triumph, Oct. 16 over 18th-ranked Arizona State, a lockdown effort by Scalley's group held the Sun Devils to just 97 yards (3.7 yards/play) in the second half. That resulted in two punts, a blocked field goal and the end of the game, all the while the Utah offense chewed the clock and scored 28 unanswered points to take the comeback victory.
- Scalley's defense has a long-standing reputation as one of the toughest to beat on the ground. Utah led the Pac-12 in rushing defense in four of Scalley's prior five seasons as defensive coordinator, including three straight (2016, '18, '19, '20). Across all of FBS football, the Utes finished in the top-15 in 2018, '19 and '20.
- Since Scalley took over coordinator duties in 2016, eight Utes have earned postseason All-American honors on the defensive side of the ball.

THE GENERALS

Whether it is by being vocal leaders, or leading by example, Utah's linebacker group this season has been looked upon as the generals of the Utes' defense. The group is led by the general himself – junior Devin Lloyd – who ranks No. 3 the Pac-12 in tackles per game this season (8.2). Lloyd leads the Utes with 90 tackles, also third-best in the conference, and was atop the team in both 2019 and '20.

- His 21 TFLs on the season ranks top of the Pac-12, and trails only Alabama's Will Anderson Jr. (26.5) for the national lead. It includes lockdown performances for Lloyd with 16 total TFL across Utah's Pac-12 wins.
- Through games of Week 12, Lloyd is the only player in FBS football with at least 13.5 TFLs and multiple interceptions.
- Backing him up and not far behind is classmate and fellow linebacker Nephi Sewell (6.7 tackles per game), 10th in the Pac-12. Utah and Arizona State are the only teams in the conference with two players among the top-10 tacklers.
- Sewell broke out for a career-high 14 tackles in the win over UCLA (Oct. 30) with a TFL and a 13-yard interception return.
- It highlights a well-balanced attack among the Utah defense and particularly the linebacker corps, as four different Utes have a double-digit tackling game this season—three in the linebacker room in Lloyd (3), Sewell (2) and Karene Reid (1).

LLOYD LIVIN' THE DREAM

It's been quite the decorated stretch for Lloyd, hands down one of the top linebackers in the country. The 2020 All-American and 2021 preseason All-American was lauded a finalist for the Butkus, and a semifinalist for the Bednarik and Walter Camp awards in early November, on the heels of Midseason All-America honors from five outlets: The Athletic, Associated Press, CBS Sports, ESPN and Sporting News.

- He has also taken home a bevy of weekly awards this season: Rose Bowl Game Pac-12 Player of the Week (Oct. 18), Lott IMPACT Trophy Player of the Week (Oct. 12, Nov. 9) and Reese's Senior Bowl Defensive Player of the Week (Sept. 27). He is also the three-time Pac-12 Defensive Player of the Week (Sept. 7, Oct. 18, Nov. 8).
- The Chula Vista, Calif., native, has been a mainstay in the national conversation when it comes to the top linebackers in FBS. Lloyd entered Week 12 as the No. 3 rated linebacker in the country according to Pro Football Focus (overall grade 90.7). He has eight games with at least seven tackles—one of just 10 such players on CFP-ranked teams.
- Of the 16 semifinalists for the Butkus Award, Lloyd leads the pack in tackles for loss (21.0) and sacks (7.0).
- Lloyd was clutch in the comeback victory over No. 18 ASU (Oct. 16) logging eight tackles, four tackles for loss, three sacks and a pass breakup. All three of Lloyd's fourth-quarter tackles went for a loss, including two of his sacks on the final two plays of the ballgame.
- At Stanford (Nov. 5), Lloyd produced nine tackles (5.0 TFLs), including a nine-yard sack and a breakup. The game also featured Lloyd's second career pick-six, as he came up

with an interception on Stanford's two-yard line before landing in the end zone. It was an incredible display of athleticism by Lloyd, whose other pick-six came in 2019.

- He is tied for the Pac-12 linebacker lead with three interceptions, and is one of only two players in the league with multiple interceptions and sacks this season. In all of the Power Five, there are only three linebackers with three-plus interceptions and a pick-six.
- With a TFL vs. No. 3 Oregon (Nov. 20), Lloyd now owns 42.0 in his Utah career to sit fourth in the program record book. He passed Bradlee Anae (2016-19) during the Oregon game and needs two TFLs to tie Hunter Dimick (44 from 2013-16) in the No. 3 spot.
- He's also secured a share of third-best for a single-season in the Utah TFL rankings and, with one more, will pull even with Chase Hansen for second-most in program history. Hansen recorded 22 TFLs during 2018.
- Lloyd is a two-time All-Pac-12 selection, earning first-team in 2020 along with Sporting News All-America second-team honors.
- Lloyd's 2.0 TFL/game in 2020 was tied for second among all FBS players. His 6.6 solo tackles per game that year ranked eighth in the FBS and his 9.6 total tackles per game ranked fifth in the Pac-12.

SECONDARY SUCCESS

Utah returns a wealth of experience to the secondary in 2021, highlighted by Clark Phillips III (CB) and Vonte Davis (FS) leading the charge in starting roles. The Utes also boast depth among newcomers to the unit, as freshmen Cole Bishop and Kamo'i Latu, plus senior and fellow safety Brandon McKinney have stepped into key roles.

- McKinney, who arrived from Washington (44 games) during the offseason, has started 10 of 11 games at strong safety. He (57 tackles) and Phillips (54 tackles) are the leading tacklers in the Utes secondary. After being limited at USC, McKinney returned to a starting spot vs. Arizona State with four stops, one for a loss.
- McKinney had a highlight takedown of Oregon's Kris Hutson during the first quarter of that win. With the Ducks running a reverse, McKinney was not fooled and broke through the line, wrapping up Hutson for a nine-yard loss.
- Despite a tough loss at Oregon State (Oct. 23), McKinney was a bright point of the Utah defense with a team-high eight tackles. It included McKinney's first career strip sack and second forced fumble—a clutch sequence as Junior Tafuna came up with the recovery to set up a four-play Utah touchdown drive just before halftime.
- Latu made his first career start in the win over USC (Oct. 9), producing a career- and team-best 10 tackles plus a pass breakup. It speaks to a steady growth for Latu, who saw action solely on special teams during Utah's five games in 2020. For his performance at USC, Latu was named Pac-12 Freshman of the Week on Oct. 11.
- Davis owns back-to-back seven-tackle performances in the victories over Arizona and Oregon, and three such games on the season. He made his mark as a first-time starter in 2020, tying for the team-high in interceptions with two, also finishing with 16 total tackles. He has played in 43 career games at Utah.
- Phillips tied his career-high with nine tackles in the USC win, a mark he first set in the 2020 matchup with the Trojans. Against Washington State (Sept. 25), he had six tackles and sealed the victory with a 54-yard pick-six late in the fourth quarter.

HAIL TO THE BISHOP

True freshman Cole Bishop has been one of the most impressive rookies in the Pac-12 during the second half of the season. A native of Peachtree City, Ga., just southwest of Atlanta, Bishop is one of three Utes from the Southeast.

- Splitting time between safety and linebacker, Bishop owns 31 tackles on the season with 20 of those in the last three games (6.6 per game). Bishop has started each of Utah's last three contests, and contributed a career-high eight tackles and 3.0 TFLs in the Nov. 13 win at Arizona (Nov. 13).
- All of Bishop's 6.0 TFLs have come in the last three games—it includes a 3.0 TFL game against the Wildcats, the most by a true freshman at Utah since 2007.
- He came up with a crucial field goal block in the first quarter of the Oregon win (Nov. 20). With Camden Lewis entering the game 10-of-10 for the Ducks, Lewis lined up on the left hashmark from 36 yards out, only for Bishop to sprint from the outside and get his hands up for the deflection.

- The importance of the block grew as the game went on, as instead of Oregon getting within a 7-3 margin on a make, Utah remained ahead by a touchdown and swelled its lead to 28-0 by halftime.
- It was the second blocked field goal of the season for the Utes, following up a Devin Kaufusi tip in the win over Arizona State (Oct. 16). The last time that Utah blocked two kicks in the same season was in 2018 (3).

SACK LAKE CITY

Utah's defensive line is highlighted by the returning experience of Mika Tafua (DE) and Hauati Pututau (DT), whom own a combined 43 starts. It's proven to be a collective group with talented and frankly, needed, depth, as the Utes lost veteran defensive tackle Viane Moala to a season-ending injury at San Diego State (Sept. 18).

- On the season, the defensive line owns 22.5 sacks, with 19.5 of those coming in Utah's Pac-12 slate. It includes a safety recorded by Pututau late against UCLA (Oct. 30), an early exclamation point on the victory and the first safety for Utah since 2016.
- Tafua leads the Pac-12 and ranks top-20 in FBS with 8.5 sacks, and has logged at least one in seven of the last nine games. In the USC win on Oct. 9, he provided four tackles up front including two second-quarter sacks for 13 yards. His second that game, an eight-yard takedown of Trojans QB Kedon Slovis, put USC into a third-and-long that ultimately led to a punt and set up a Utah touchdown just before halftime.
- Against Washington State (Sept. 25), the Utes amassed eight sacks for 59 yards, the most by a Pac-12 team this season. Six of those eight came from the defensive line and three from defensive end Van Fillinger. Fillinger in the first freshman in program history with three sacks in a single game.
- For Utah, the eight team sacks that day were the most for the squad since recording 11 at Arizona State in November 2016.
- Fillinger has stepped up in his first full season with the Utes, after playing in all five games during a pandemic-shortened 2020 campaign. He earned Pac-12 Defensive Line Player of the Week laurels on Sept. 27, following a five-tackle game against WSU. He owns 32 tackles this season (7 TFL), after moving into a starting role for the first time. The four-star recruit was rated the No. 11 strong side defensive end in the country out of high school.
- In 2020, Tafua led the Ute defensive line in total tackles (14) and sacks (3.0), earning second-team All-Pac-12.
- Tafua has three career forced fumbles and five fumble recoveries. Four recoveries came in 2019, tied for the FBS lead that season.

PICK-SIX STREAK

Against Washington State (Sept. 25), the Utah defense extended a remarkable run to 18 straight seasons with an interception returned for a touchdown.

- Clark Phillips III cemented the WSU victory late in the fourth quarter with a 54-yard pick-six. Phillips has accounted for Utah's last two pick-sixes, the last of which also came against Washington State, in Utah's 2020 season finale. Coincidentally, both came in the final three minutes of the game.
- This run of annual interceptions returned for a touchdown is the longest active streak in FBS football, and is the second-longest since such streaks were tracked beginning in 1996. Only Arizona State (2000-19) has had a longer run in that time.
- The streak began in 2004, the senior year of current defensive coordinator Morgan Scalley's career as a safety. Jonathan Fanene and Steve Fifta scored Utah's pick-sixes in 2004.

THE HABITS OF HIGHLY EFFECTIVE PUNT RETURNERS

Britain Covey, the living video game, ranks among the best in Utah history in career punt returns and punt return yards.

- One of the most reliable returners in the country, the in-state product (Provo) reset the Utah record for career punt return yards during his performance vs. Washington State, now owning 1,049 yards in his career.
- Covey has returned two punts for touchdowns this season (80 yards at San Diego State; 78 yards vs. No. 3 Oregon). He has four such returns in his career, tied for the most in Utah history with Steve Odom (1971-73) and Steve Smith (1999-2000).
- Of current FBS programs, Covey is just the ninth known player since 1937 with multiple 70-yard punt return touchdowns in a single season. The last was USC's Nelson

Agholor in 2013 (93 yards, 75 yards).

- Individually, Covey boasts 17.5 yards per return in 2021, an FBS-best. His 80-yard runback for a touchdown at SDSU is the second-longest by a Pac-12 player this season.
- Keyed by Covey's 22 punt returns this season, Utah is averaging 17.9 yards as a unit—No. 2 in the Pac-12 and fourth in FBS football.
- Covey ranks second at Utah in career punt returns (85), trailing only LaVon Edwards (112 from 1988-91).
- Covey's work on the punt return team has in part helped him to 3,730 career all-purpose yards—which ranks fourth all-time at Utah. He needs 344 to tie Eddie Johnson (4,074 from 1984-88) at third in program history.

THE KICKING GAME

Just as a theme of depth emanates across the rest of the Utah squad, the Utes' specialists are no different, aided by the kicking duo of freshman Jordan Noyes and sophomore Jadon Redding. Both walked on to the team in 2020 and '19, respectively.


- Redding, a returning All-Pac-12 first-team selection, has seen action in nine games. The former walk-on turned Lou Groza Award Watch List honoree connected on a career-long 47-yard field goal at BYU amidst an absolute pouring rain. He last appeared in the win over No. 3 Oregon, making a 26-yard field goal and going 5-of-5 on PATs.
- Redding's field goal at BYU is the longest by a Utah kicker since Matt Gay hit a 53-yarder against Washington in the 2018 Pac-12 Championship Game. In his career, Redding is 6-of-8 on attempts of 40-plus yards.
- He is currently 101-of-103 on PATs in his career, placing Redding seventh in the Utah record book in career PAT percentage (.980).
- Noyes handled kickoff duties in the Oregon win, booting off the tee six times with four touchbacks.

KICK BOI--DID YOU MEAN THICC BOI?

Sophomore quarterback Cameron Rising surprised the capacity crowd at Rice-Eccles Stadium during the win over UCLA (Oct. 30), booting a pair of punts during the second half. Rising initially lined up in the shotgun on both fourth-and-short occasions, before dropping back for the punt.

- Both of Rising's punts (35 yards, 43 yards) left UCLA backed up deep in its own territory, with the first landing out of bounds at the Bruins' nine-yard line and the other downed by Utah at the six.
- Of the 32 other punts attempted in the Pac-12 during Week 9, only six landed inside the 20-yard line and no other player pinned two inside the nine. Colorado's Josh Watts was the only other player with multiple "inside-20" punts, landing a fair catch at the Oregon 10-yard line and another returned from the Ducks' four-yard line.
- Rising was the first non-kicker at Utah to punt since Eric Weddle (2005 at BYU) and first Utes quarterback since at least 1996. Weddle, a safety by trade, attempted two punts for 46 yards in that 2005 game at BYU, including a 34-yard long.

DEPTH CHART QUICK HITS (OFFENSE)



77 BAMIDELE OLASENI (bam-uh-deli oh-lah-senny)
LT | 6-8 | 330 | SR | LONDON, ENGLAND

- Has played in 18 career games with nine starts (8 LT, 1 RT)
- Has played in all 11 games this season starting at LT in eight.
- Rated the No. 9 JUCO offensive tackle in the nation out of Garden City CC, earning first-team NJCAA All-American in 2018.
- Brother, Gabriel played basketball at Iowa.
- Has a degree in fashion design.
- Interested in a career in teaching, or to get into social work to give back to the community.



72 LUKE FELIX-FUALALO (foo-a-LAH-lo)
LT | 6-7 | 310 | R-FR | BRISBANE, AUSTRALIA

- 9 career games as a Ute.
- Native of Australia moved to the U.S. to play football in California.
- Played his senior season at Mater Dei HS.
- Didn't play American football until 2017, playing rugby in Australia.
- Named after "Luke Skywalker" from Star Wars.



51 KEATON BILLS (KEY-ten)
LG | 6-4 | 313 | R-FR | DRAPER, UTAH

- 16 career games, nine starts (all at left guard).
- Has played in nine games this season, starting five.
- Was rated the No. 2 defensive end in the state of Utah out of high school, making the switch to offense in 2019.
- Has nine siblings (4 brothers, 5 sisters).



62 MICHAEL MOKOFISI
LG | 6-3 | 308 | FR | WOODS CROSS, UTAH

- Has seen action in three games on the line and special teams.
- Rated the No. 11 recruit in the state of Utah out of high school.
- All-state as a senior after playing both ways (OL, DL).



55 NICK FORD
C | 6-5 | 317 | JR | SAN PEDRO, CALIF.

- Two-time All-Pac-12, earning first-team in 2020.
- 41 career games, 37 starts.
- Has started at left tackle (1), left guard (9), center (12), right guard (13) and right tackle (2) at Utah.
- Has started in all 11 games this season (8 at center, 3 at LG).
- One of two active FBS offensive lineman that has started at every position on the offensive line in their career.
- Can play the guitar and piano.
- Cooked meals for over 100 foster families prior to fall camp in 2021.
- Father played wide receiver at Cal from 1986-89.



54 PAUL MAILE (MY-lay)
C | 6-2 | 303 | SO | SALT LAKE CITY, UTAH

- 18 career games at Utah with four starts.
- Has played in five games with four starts this season (3 at Center, 1 at RG).
- Played in two games at center in 2020.
- Has four brothers and six sisters.
- Step-father is Henry Kaufusi, who played at Utah from 1994-95.
- Loves cold showers, even in the winter.



78 SATADA LAUMEA (sah-TAU-uh lau-MAY-uh)
RG | 6-4 | 304 | R-FR | RIALTO, CALIF.

- 16 career games, 15 starts (all starts at RG).
- Has started the last 10 games at right guard.
- Earned second-team All-Pac-12 as a redshirt freshman in 2020.
- Four-star recruit out of high school.
- One of 10 kids (six sisters, three brothers).



53 JOHNNY MAEA (MY-uh)
RG | 6-4 | 314 | SO | SALT LAKE CITY, UTAH

- 14 career games with one start against BYU in 2019.
- Rated the No. 7 overall recruit in the state of Utah out of high school.




71 BRAEDEN DANIELS (BRAY-den)
RT | 6-4 | 300 | SO | CARROLLTON, TEXAS

- 32 career games played, 26 starts (18 at LG, 8 at RT).
- Has started all 11 games this season (3 at LG, 8 at RT).
- Started all 14 games as a redshirt freshman in 2019.
- Mother, Yronica, played basketball at McNeese University.



59 FALCON KAUMATULE (cow-MUH-tool-ay)
LT | 6-7 | 295 | R-FR | LAS VEGAS, NEV.

- Has played in nine games at Utah, all in 2021.
- Played defensive end at Bishop Gorman.
- Brother, Luke, played football at Stanford; brother, Canton, played football at Oregon and Central Florida.
- Parents named him Falcon after the "Millennium Falcon" because they are big fans of Star Wars.



89 COLE FOTHERINGHAM
TE | 6-4 | 243 | JR | SAN CLEMENTE, CALIF.


Career High Receptions.....5 vs. Oregon (2018)
Season High Receptions.....4 vs. Arizona State
Career High Receiving Yards.....76 vs. Oregon (2018)
Season High Receiving Yards.....33 vs. Washington State
Last Game.....No stats vs. Oregon

CAREER RECEIVING

Year	GP	Rec	Yds	TD	Long	Avg/C	Avg/G
2018	14	17	190	2	40	11.2	13.6
2019	14	16	156	1	16	9.8	11.1
2020	5	4	52	0	16	13.0	10.4
2021	11	13	109	0	13	8.4	9.9
TOTAL	44	50	507	3	40	10.1	11.5

- Has played in 44 career games with 35 starts.
- His 35 career starts ranks second on the offensive unit this season.
- Career-long 40-yard reception against Oregon in 2018.
- Oldest of seven children.
- Enjoys surfing.
- Hasn't gotten a haircut in four years.

DEPTH CHART QUICK HITS (OFFENSE)



86 DALTON KINCAID
TE | 6-4 | 242 | JR | LAS VEGAS, NEV.


Career High Receptions..... 6 at UNI (2019)*
Season High Receptions..... 4 (2x), Last vs. Arizona State
Career High Receiving Yards..... 152 at Cal Poly (2019)*
Season High Receiving Yards..... 75 vs. Weber State
Last Game..... 1 rec., 4 yds vs. Oregon

CAREER RECEIVING

Year	GP	Rec	Yds	TD	Long	Avg/C	Avg/G
2018*	12	24	374	11	42	15.6	31.2
2019*	12	44	835	8	70	19.0	69.6
2020	5	1	14	0	14	14.0	2.8
2021	11	25	349	5	43	14.0	31.7
TOTAL	40	94	1572	24	70	16.7	39.3

*at San Diego

- 40 career games played in Div. I football (16 at Utah, 24 at San Diego).
- Has played in all 11 games this season, starting in 10.
- His 14.0 yards per reception ranks fourth among tight ends in the Pac-12.
- His five receiving touchdowns ties for the Pac-12 lead among tight ends with teammate Brant Kuithe.
- Out of his 25 receptions this season, 14 have been for first downs (56%)
- Scored two touchdowns against Weber State, his sixth-career multi-touchdown game. His career-high is four (vs. Nicholls in 2018).
- AP and Hero Sports All-America as a sophomore at San Diego in 2019.
- Partners with the Autism Tree Project Foundation.



80 BRANT KUITHE (KEETH-ee)
TE | 6-2 | 230 | JR | KATY, TEXAS

Career High Receptions..... 8 vs. Oregon State (2020)
Season High Receptions..... 7 at SDSU
Career High Receiving Yards..... 132 vs. UCLA (2019)
Season High Receiving Yards..... 118 vs. Oregon
Last Game..... 5 rec., 118 yds vs. Oregon

CAREER RECEIVING

Year	GP	Rec	Yds	TD	Long	Avg/C	Avg/G
2018	14	20	227	1	30	11.4	16.2
2019	14	34	602	6	69	17.7	43.0
2020	5	25	236	0	26	9.4	47.2
2021	11	41	487	5	49	11.9	44.3
TOTAL	44	120	1546	11	69	12.8	35.1

- Two-time All-Pac-12 second-team, third-team All-America.
- 44 career games, 21 starts.
- Has played in all 11 games this season, starting seven.
- His 120 career receptions is the most by all active tight ends in the Pac-12.
- Ranks second among Pac-12 tight ends in receptions per game (3.7) this season.
- Tied for the lead in receiving touchdowns among Pac-12 tight ends (5) with teammate Dalton Kincaid.
- His 118 receiving yards vs. Oregon was the most by a Pac-12 tight end in week 12 and the second-most by a Pac-12 tight end this season.
- 25 straight games with at least one reception.
- 26 career games with at least three receptions, including 10 this season.
- Led Utah in receptions in back-to-back seasons (2019, 2020).
- Had six rushes for 102 yards (17.0 ypc) and three rushing TDs in 2019.




40 ALI'I NIUMATALOLO (UH-lee-ee nee-UH-mah-tuh-lo-lo)
FB | 6-2 | 220 | SR | ANNAPOLIS, MD.

Career High Receptions..... 1 vs. Cal (2019)
Season High Receptions..... --
Career High Receiving Yards..... 10 vs. Cal (2019)
Season High Receiving Yards..... --
Last Game..... No stats vs. Oregon

CAREER RECEIVING

Year	GP	Rec	Yds	TD	Long	Avg/C	Avg/G
2017	12	0	0	0	0	0.0	0.0
2018	9	0	0	0	0	0.0	0.0
2019	11	1	10	0	10	10.0	0.9
2020	1	0	0	0	0	0.0	0.0
2021	10	0	0	0	0	0.0	0.0
TOTAL	43	1	10	0	10	10.0	0.3

- 43 career games played at Utah.
- Former walk-on was awarded a scholarship in 2019.
- Father, Ken, is the head football coach at Navy.
- Plays the piano and the cello.



7 CAMERON RISING
QB | 6-2 | 220 | SO | VENTURA, CALIF.


Career High Pass Yards..... 306 at USC (2021)
Season High Pass Yards..... 306 at USC (2021)
Career High Completions..... 22 (2x), Last at Oregon State (2021)
Season High Completions..... 22 (2x), Last at Oregon State
Career High Pass TDs..... 3 (2x), Last at USC (2021)
Season High Pass TDs..... 3 (2x), Last at USC
Last Game..... 10-18-0 pass, 178 yds; 5 rush, 8 yds, 1 TD vs. Oregon

CAREER PASSING

Year	GP	Cmp	Att	Int	Yds	TD	Long	Avg/G
2020	1	3	6	1	45	0	21	45.0
2021	10	158	251	2	1930	14	49	193.0
TOTAL	11	161	257	3	1975	14	49	179.5

- Has played in 11 career games with nine starts.
- Has played in 10 games this season, starting the last eight.
- In Pac-12 games, he ranks third in passing yards per game (218.5), passing efficiency (144.16) and passing yards per completion (12.76).
- Ranks seventh in ESPN's QBR Rating (82.7), the highest rated Pac-12 QB this season.
- Four career games with 200+ yards passing, including one 300-yard game (306 vs. USC).
- His career-high 306 passing yards against USC was the most by a Utah quarterback since Tyler Huntley threw for 335 against UCLA in 2019.
- His career high 73 rushing yards against Oregon State was the most by a Utah quarterback since Sept. 29, 2018 when Tyler Huntley recorded 88 (17 carries, 2 TD).
- Attempted two punts against UCLA, averaging 39.0 yards per punt, landing both inside the 10-yard line.
- Entered the game against SDSU with 5:25 to go in the third quarter, throwing for 153 yards and three touchdowns to take the Utes to overtime.
- 11-yard TD pass to Dalton Kincaid against Weber State was his first-collegiate TD pass.
- Transferred to Utah from Texas in 2019.
- Was the No. 8 pro-style QB in the nation out of high school.

DEPTH CHART QUICK HITS (OFFENSE)



3 JA'QUINDEN JACKSON

QB | 6-2 | 229 | FR | DALLAS, TEXAS

Career High Pass Yards	---
Season High Pass Yards	---
Career High Completions	---
Season High Completions	---
Career High Pass TDs	---
Season High Pass TDs	---
Last Game	---

CAREER PASSING

Year	GP	Cmp	Att	Int	Yds	TD	Long	Avg/G
2021	3	0	0	0	0	0	0	0.0
TOTAL	3	0	0	0	0	0	0	0.0

- Has played in three games this season (WSU, ASU, Stanford).
- Scored his first collegiate touchdown against Washington State with a two-yard rushing score in the second quarter.
- Transferred to Utah from Texas in 2021.
- Was rated the No. 2 overall recruit in Texas as a four-star.



9 TAVION THOMAS (TAY-vee-on)

RB | 6-2 | 221 | SO | DAYTON, OHIO

Career High Carries	26 vs. ECU (2018)*
Season High Carries	24 vs. UCLA
Career High Rushing Yards	177 at Stanford (2021)
Season High Rushing Yards	177 at Stanford
Last Game	21 rush, 94 yds, 3 TD vs. Oregon

CAREER RUSHING

Year	GP	Att	Yds	TD	Long	Avg/A	Avg/G
2018*	10	89	499	6	28	5.6	49.9
2019*	4	40	190	1	38	4.8	47.5
2021	10	143	836	17	58	5.8	83.6
TOTAL	24	272	1525	24	58	5.6	63.5

*at Cincinnati

- 24 career games in FBS football (10 at Utah, 14 at Cincinnati).
- Has played in 10 games this season with four starts.
- Broke the Utah single-season rushing touchdowns record against Oregon. He has 17 through 10 games, passing Zack Moss (15, 2019) & John White (15, 2011).
- His 17 rushing touchdowns is the most by a Pac-12 player since 2017.
- With at least two games remaining, he needs 164 yards to reach 1,000 rushing yards in 2021.
- Ranks fourth in the FBS and first in the Pac-12 in rushing touchdowns (17), also ranking third in the Pac-12 in rushing yards per carry (5.8).
- Leads the team with four 100-yard rushing games this season, giving him six in his career (2 at Cincinnati).
- He has five multi-touchdown games this season and six in his career.
- Scored a career high four rushing touchdowns against UCLA and Stanford, tying the school record for single-game rushing scores.
- His four rushing touchdowns against UCLA and Stanford ties for the second most in a game by a player in the FBS this season (tied for most in the Pac-12).
- Broke the 1,000 career rushing yards mark against Arizona State. He has 1,525 through 24 career games.
- Rated the No. 18 running back in the nation out of high school.
- State Champion in the 4X100 meter relay.
- Considers himself a "sneaker head", obsessed with Jordans.



5 TJ PLEDGER

RB | 5-9 | 196 | JR | PACOIMA, CALIF.

Career High Carries	25 at Arizona (2021)
Season High Carries	25 at Arizona
Career High Rushing Yards	131 vs. Texas (2020)*
Season High Rushing Yards	119 at Stanford
Last Game	10 rush, 46 yds vs. Oregon

CAREER RUSHING

Year	GP	Att	Yds	TD	Long	Avg/A	Avg/G
2018*	11	30	179	0	21	6.0	16.3
2019*	10	10	65	1	16	6.5	6.5
2020*	9	95	451	5	28	4.7	50.1
2021	11	79	548	5	96	6.9	49.8
TOTAL	41	214	1,243	11	96	5.8	30.3

*at Oklahoma

- 41 career games in FBS football with eight starts (30 GP, 5 starts at OU).
- Has played in all 11 games this season with three starts.
- 5 career 100-yard rushing games (2 at OU, 3 at Utah).
- Three career games with 20+ carries (2 at OU, 1 at Utah), including his career high 25 carries at Arizona this season.
- Season-high 119 rushing yards on 25 carries (11.7 ypc) and two TDs at Arizona.
- His 43-yard reception against Arizona was a career long.
- His 96-yard rushing touchdown against Stanford was a school record run from the line of scrimmage and the longest rush by a Pac-12 player this season (5th longest in the FBS).
- Broke the 1,000 career rushing yards mark against Stanford.
- Chipped his tooth trying to baptize himself in his cousin's pool when he was younger.



2 MICAH BERNARD (muh-KY)

RB | 6-0 | 202 | R-FR | LONG BEACH, CALIF.

Career High Carries	17 at SDSU (2021)
Season High Carries	17 at SDSU
Career High Rushing Yards	146 at BYU (2021)
Season High Rushing Yards	146 at BYU
Last Game	5 rush, 26 yds; 1 rec., 20 yds vs. Oregon

CAREER RUSHING

Year	GP	Att	Yds	TD	Long	Avg/A	Avg/G
2019	4	0	0	0	0	0.0	0.0
2020	5	15	76	0	25	5.1	15.2
2021	11	78	454	2	50	5.8	41.3
TOTAL	20	93	530	2	50	5.7	26.5

- 20 career games as a Ute with four starts.
- Has played in all 11 games with four starts this season, recording two 100-yard rushing games.
- Career-highs in rushing yards (146) and all-purpose yards (164) against BYU.
- His 12.2 yards per carry against BYU ranked fourth all-time at Utah for a single game.
- Second 100-yard rushing game came against Stanford with 12 carries for 110 yards and a touchdown.
- His 60 receiving yards against Arizona was a career high and the most receiving yards by a Utah RB since 2019 (Zack Moss vs. Cal, 89 yds).
- Scored his first career receiving touchdown against Oregon State, catching a 14-yard score on the first drive of the game.
- Majoring in communications.

DEPTH CHART QUICK HITS (OFFENSE)



17 DEVAUGHN VELE (duh-VAWN veh-lay)
WR | 6-4 | 205 | R-FR | SAN DIEGO, CALIF.

Career High Receptions.....4 at USC (2021)
Season High Receptions.....4 at USC
Career High Receiving Yards.....84 at USC (2021)
Season High Receiving Yards.....84 at USC
Last Game.....No stats vs. Oregon

CAREER RECEIVING

Year	GP	Rec	Yds	TD	Long	Avg/C	Avg/G
2019	4	0	0	0	0	0.0	0.0
2020	5	2	12	0	9	6.0	2.4
2021	11	19	346	1	45	18.2	31.5
TOTAL	20	21	358	1	45	17.0	17.9

- 20 career games at Utah with six starts.
- Has played in all 11 games this season with five starts.
- 14 of his 19 receptions this season have been for 15 or more yards.
- His 45-yard reception against Oregon State was a career long snag.
- Career-long 37-yard touchdown catch against USC was a flea flicker, and his first collegiate touchdown.
- Three of his career-high four receptions against USC went for first downs and 15+ yards.
- Walked on the team in the spring of 2019.
- Served a church mission in Samoa.



1 THEO HOWARD
WR | 6-0 | 190 | SR | WESTLAKE VILLAGE, CALIF.

Career High Receptions.....11 at USC (2017)**
Season High Receptions.....3 vs. Arizona State
Career High Receiving Yards.....119 vs. Kansas State (2017)**
Season High Receiving Yards.....42 at USC
Last Game.....No stats vs. Oregon

CAREER RECEIVING

Year	GP	Rec	Yds	TD	Long	Avg/C	Avg/G
2016**	8	12	88	1	19	7.3	11.0
2017**	13	56	594	4	70	10.6	45.7
2018**	12	51	677	4	58	13.3	56.4
2019**	1	0	0	0	0	0.0	0.0
2020*	10	13	163	0	25	12.5	16.3
2021	10	9	134	1	42	14.9	13.4
TOTAL	54	141	1656	10	70	11.7	30.7

**at UCLA | *at Oklahoma

- 54 career games in FBS football with 28 starts.
- Has played in 10 games with four starts this season.
- Ranks fifth among active WRs in the Pac-12 in career receptions (141).
- Scored first-career TD as a Ute against SDSU to send the game into overtime.
- Caught at least one pass in 28 straight games at UCLA from 2017-19.
- All-Pac-12 honorable mention in 2018.
- Graduated from UCLA in 2019 in political science.
- Was a child actor and model.



21 SOLOMON ENIS (EE-niss)
WR | 6-3 | 207 | JR | PHOENIX, ARIZ.

Career High Receptions.....7 at SDSU (2021)
Season High Receptions.....7 at SDSU
Career High Receiving Yards.....62 (2x), Last vs. Weber State (2021)
Season High Receiving Yards.....62 vs. Weber State
Last Game.....No stats vs. Oregon

CAREER RECEIVING

Year	GP	Rec	Yds	TD	Long	Avg/C	Avg/G
2018	14	13	179	1	29	13.8	12.8
2019	14	14	158	0	41	11.3	11.3
2020	5	11	108	1	25	9.8	21.6
2021	8	19	209	1	24	11.0	26.1
TOTAL	41	56	649	3	41	11.6	15.8

- 41 career games played at Utah with 13 starts.
- Has played in eight games in 2021, starting four.
- Has caught at least one pass in 28 of the 41 games he has appeared in.
- Career-long 41-yard catch against Washington State in 2019.
- Had not missed a game since stepping foot on campus until Utah's game vs. USC in 2021.
- Four-star recruit in high school.
- Father, Curtis, was an All-American running back at Penn State, spending three seasons in the NFL with Chicago.



81 CONNOR O'TOOLE
WR | 6-4 | 210 | FR | ALBUQUERQUE, N.M.


Career High Receptions.....1 at San Diego State (2021)
Season High Receptions.....1 at San Diego State
Career High Receiving Yards.....5 at San Diego State (2021)
Season High Receiving Yards.....5 at San Diego State
Last Game.....No stats vs. Oregon

CAREER RECEIVING

Year	GP	Rec	Yds	TD	Long	Avg/C	Avg/G
2021	11	1	5	0	5	5.0	0.4
TOTAL	11	1	5	0	5	5.0	0.4

- Has played in all 11 games this season.
- First collegiate reception came against San Diego State (5 yds).
- Has nine special teams tackles.
- Rated the No. 1 recruit in the state of New Mexico out of high school.
- Won a state championship in the 300 meter hurdles.

DEPTH CHART QUICK HITS (OFFENSE)



18 **BRITAIN COVEY** (rhymes with Lovey)
WR | 5-8 | 170 | JR | PROVO, UTAH

Career High Receptions.....9 at Colorado (2020)
Season High Receptions 8 at SDSU
Career High Receiving Yards134 vs. Washington State (2020)
Season High Receiving Yards..... 67 at USC
Last Game.....191 AP (36 rec., 6 rush, 59 KOR, 90 PR), 1 PR TD vs. Oregon

CAREER RECEIVING

Year	GP	Rec	Yds	TD	Long	Avg/C	Avg/G
2015	12	43	519	4	66	12.1	43.3
2018	13	60	637	1	48	10.6	49.0
2019	4	10	77	0	21	7.7	19.3
2020	4	19	264	3	91	13.9	66.0
2021	11	39	336	1	29	8.6	30.5
TOTAL	44	171	1833	9	91	10.7	41.7

- 44 career games played, 23 starts.
- Four All-Pac-12 selections, three as a returner (first-team in 2018, 20).
- CoSIDA Academic All-America.
- Led Utah in receiving yards in 2015, 2018 and 2020.
- Ranks first among active Pac-12 players in career receptions (171). His 171 receptions also ranks third all-time at Utah.
- His 3,730 career all-purpose yards ranks fourth all-time at Utah. He needs 345 yards to move into third (4,074, Eddie Johnson, 1984-88).
- Ranks third among active Pac-12 players in career all-purpose yards (3,730).
- Broke into the top 10 all-time at Utah in career receiving yards against Oregon, ranking 10th with 1,833. He needs 11 yards to move into ninth (Jereme Brooks, 1,843, 2007-10).
- Has caught at least one pass in 41 of his 44 career games, including in 14 straight games.
- Three career 100-yard receiving games.
- Was a Freshman All-American in 2015 before leaving on a two-year church mission.
- Brother, Stephen, played football at BYU.
- Grandfather, Stephen Covey, authored the bestseller "Seven Habits of Highly Effective People."



10 **MONEY PARKS**
WR | 5-10 | 166 | FR | ALEDO, TEXAS

Career High Receptions.....1 at USC (2021)
Season High Receptions1 at USC
Career High Receiving Yards12 at USC (2021)
Season High Receiving Yards..... 12 at USC
Last Game.....No stats vs. Oregon

CAREER RECEIVING

Year	GP	Rec	Yds	TD	Long	Avg/C	Avg/G
2020	1	0	0	0	0	0.0	0.0
2021	9	1	12	1	12	12.0	1.2
TOTAL	10	1	12	1	12	12.0	1.1

- Has played in 10 career games with one start.
- Started his first collegiate game at USC in 2021.
- His first career catch came against USC, resulting in a 12-yard touchdown.
- Two-time All-State player in high school.
- Full name is Monterren Parks.

DEPTH CHART QUICK HITS (DEFENSE)



42 MIKA TAFUA (ME-kuh tah-FOO-uh)
LDE | 6-3 | 250 | JR | LAIE, HAWAII

Career High Tackles.....8 vs. Texas (2019)
Season High Tackles.....6 (3x), Last at Arizona
Career High TFL.....2.5 vs. Colorado (2019)
Season High TFL.....2.0 (2x), Last at Oregon State
Career High Sacks.....2.0 at USC (2021)
Season High Sacks.....2.0 at USC
Last Game.....2 tackles (1.0 TFL, 1.0 sack) vs. Oregon

CAREER DEFENSE

Year	GP	Solo	Ast	Tot	TFL	Sacks	Int	PD	FF	FR	Blk
2018	11	13	10	23	7.5	2.0	0	2	1	0	0
2019	14	19	28	47	8.5	3.0	0	2	0	4	0
2020	5	10	4	14	3.0	3.0	0	2	1	0	0
2021	11	26	17	43	12.0	8.5	0	2	1	1	0
TOTAL	41	68	58	126	31.0	16.5	0	8	3	5	0

- 41 career games with 35 starts.
- Started in the first 11 games of 2021.
- Tied for second among active Pac-12 defensive linemen in career TFL (31.0).
- His 43 tackles lead the defensive line, including four games with five or more.
- Tafua's 8.5 sacks lead the Pac-12.
- Has at least one tackle for loss in five straight games and a sack in three straight.
- Guided the defensive line with a sack in the Arizona win (Nov. 13) during a six-tackle day.
- Tied a season-high with 2 TFLs at Oregon State (Oct. 23), including his second career strip sack.
- Two sacks at USC (Oct. 9) were a career-high.
- Two-time All-Pac-12 (second-team in 2020).
- Five career fumble recoveries ranks 11th all-time at Utah.
- Career-high three QB hurries against Colorado in 2020.
- Fourth-longest fumble return in Utah history against UCLA in 2019 (68 yards).
- Helped deliver a baby on a flight to Hawaii in the summer of 2021.
- Originally signed with BYU out of high school.
- Enjoys surfing and cliff diving.



47 MIKI SUGUTURAGA (MY-KEY SDOO-ga-too-RAHG-uh)
LDE | 6-4 | 264 | R-FR | KANELOHE, HAWAII

Career High Tackles.....1 (4x), Last at Stanford (2021)
Season High Tackles.....1 (3x) at Stanford
Career High TFL.....1.0 at Stanford (2021)
Season High TFL.....1.0 at Stanford
Career High Sacks.....1.0 at Stanford (2021)
Season High Sacks.....1.0 at Stanford
Last Game.....1 tackle (1.0 TFL, 1.0 sack) at Stanford

CAREER DEFENSE

Year	GP	Solo	Ast	Tot	TFL	Sacks	Int	PD	FF	FR	Blk
2019	2	1	0	1	0.0	0.0	0	0	0	0	0
2020	2	0	0	0	0.0	0.0	0	0	0	0	0
2021	6	2	1	3	1.0	1.0	0	0	1	0	0
TOTAL	10	3	1	4	1.0	1.0	0	0	1	0	0

- 10 career games at Utah.
- Has three tackles this season—one apiece vs. BYU (Sept. 11), UCLA (Oct. 30) and Stanford (Nov. 5).
- First career sack, a strip, went for three yards at Stanford.
- Defensive MVP in ILH Division I in high school.
- Five sisters and three brothers.
- Cousin of former Utah and NFL players Chris and Ma'ake Kemoeatu.
- Professional speed eater and juggler, can also do a handstand for a fairly long amount of time.
- Once beat Keegan Markgraf two times in a row in eight-ball pool.



58 JUNIOR TAFUNA
LDE | 6-3 | 290 | FR | TAYLORSVILLE, UTAH

Career High Tackles.....9 at Arizona (2021)
Season High Tackles.....9 at Arizona
Career High TFL.....1.5 (2x), Last vs. Oregon (2021)
Season High TFL.....1.5 (2x), Last vs. Oregon
Career High Sacks.....1.5 vs. Oregon (2021)
Season High Sacks.....1.5 vs. Oregon
Last Game.....3 tackles (1.5 TFL, 1.5 sacks) vs. Oregon

CAREER DEFENSE

Year	GP	Solo	Ast	Tot	TFL	Sacks	Int	PD	FF	FR	Blk
2021	10	17	10	27	5.5	4.5	0	1	0	1	0
TOTAL	10	17	10	27	5.5	4.5	0	1	0	1	0

- Has played in 10 games this season, including starts the last eight contests.
- Leads all freshmen in the Pac-12 in sacks (4.5).
- Produced a career-best nine tackles (1.5 TFL, 1 sack) in the win at Arizona (Nov. 13).
- First career fumble recovery came at Oregon State (Oct. 23) and left Utah a short field for a four-play touchdown drive.
- Four tackles in the comeback win over No. 18 Arizona State (Oct. 16).
- Has 4.5 sacks in Pac-12 play, including 1.5 in the win over No. 3 Oregon (Nov. 20).
- Rated the No. 7 recruit in the state of Utah out of high school.
- Served a church mission in Praia, Cape Verde.

DEPTH CHART QUICK HITS (DEFENSE)



41 **HAUATI PUTUTAU** (how-OTT-ee POU-TOO-tau)
RDT | 6-3 | 309 | SR | SALT LAKE CITY, UTAH

Career High Tackles.....4 (3x), Last vs. Oregon State (2020)
Season High Tackles.....3 (3x), Last vs. UCLA
Career High TFL.....2.0 vs. Oregon State (2020)
Season High TFL.....1.5 vs. UCLA
Career High Sacks.....1.0 (4x), Last vs. Arizona State (2021)
Season High Sacks.....1.0 vs. UCLA
Last Game.....No stats vs. Oregon

CAREER DEFENSE

Year	GP	Solo	Ast	Tot	TFL	Sacks	Int	PD	FF	FR	Blk
2016	1	0	0	0	0.0	0.0	0	0	0	0	0
2017	11	0	2	2	0.0	0.0	0	1	0	0	0
2018	14	9	10	19	4.0	1.0	1	3	0	2	0
2019	14	2	5	7	0.0	0.0	0	3	0	0	0
2020	3	5	5	10	3.0	2.0	0	1	0	0	0
2021	11	11	3	14	4.0	2.5	0	2	0	0	0
TOTAL	54	27	25	52	11.0	5.5	1	10	0	2	0

- 54 career games with nine starts (five in 2021).
- Put an early exclamation on the UCLA win (Oct. 30), with a sack for a safety, the first at Utah since 2016.
- Had a nine-yard sack vs. ASU (Oct. 16) as momentum began turning Utah's way in the second half.
- First-career interception against Stanford in 2018.
- Played linebacker in high school.
- Oldest of eight children.
- One of four Pututau's on the team with Fua (brother), Taniela (brother) and Tennessee (cousin).
- Graduated with a degree in health, society and policy in 2019.
- Full name is Howard Hunter Pututau Jr., answers to both Howard and Hauati.




95 **ALIKI VIMAHE**
RDT | 6-4 | 286 | FR | KAHUKU, HAWAII

Career High Tackles.....3 at USC (2021)
Season High Tackles.....3 at USC
Career High TFL.....1.0 vs. Washington State (2021)
Season High TFL.....1.0 vs. Washington State
Career High Sacks.....1.0 vs. Washington State (2021)
Season High Sacks.....1.0 vs. Washington State
Last Game.....1 tackles, 1 PD vs. Oregon

CAREER DEFENSE

Year	GP	Solo	Ast	Tot	TFL	Sacks	Int	PD	FF	FR	Blk
2021	7	7	3	10	1.0	1.0	0	3	0	0	0
TOTAL	7	7	3	10	1.0	1.0	0	3	0	0	0

- Seven career games as a Ute, all in 2021.
- Started in games against Oregon State (Oct. 23) and No. 3 Oregon (Nov. 20).
- Had a three-yard sack and a pass breakup in his collegiate debut against Washington State (Sept. 25).
- All-state selection out of high school.
- Brother, Enokk, is a sophomore offensive lineman at Ohio State.



90 **DEVIN KAUFUSI**
RDT | 6-7 | 300 | JR | PROVO, UTAH

Career High Tackles.....5 at SDSU (2021)
Season High Tackles.....5 at SDSU
Career High TFL.....1.0 vs. USC (2020)
Season High TFL.....0.5 at SDSU
Career High Sacks.....1.0 vs. New Mexico State (2018)*
Season High Sacks.....--
Last Game.....No stats vs. Oregon

CAREER DEFENSE

Year	GP	Solo	Ast	Tot	TFL	Sacks	Int	PD	FF	FR	Blk
2018*	12	3	2	5	1.0	1.0	0	0	0	0	0
2019*	13	4	6	10	0.0	0.0	0	2	0	1	0
2020	5	4	2	6	1.0	0.0	0	2	0	1	0
2021	11	4	8	12	1.5	0.0	0	1	0	0	1
TOTAL	41	15	18	33	3.5	1.0	0	5	0	2	1

*at BYU

- 41 career games in FBS football with four starts.
- Registered his first career field goal block in the win over ASU, also the first such block for the Utes since 2018.
- Started at right tackle against San Diego State and Washington State.
- At San Diego State, logged a career-best five tackles (0.5 TFL) plus a breakup.
- Played in 25 games at BYU from 2018-19.
- Father, Steve, played at BYU and spent two seasons in the NFL with the Eagles. He also coached at BYU and Utah.
- Mother, Michelle, is the mayor of Provo, Utah.
- Brothers, Bronson and Corbin, played at BYU and in the NFL.
- Has aspirations to be a voice actor or broadcaster after football.



7 **VAN FILLINGER** (FILL-in-ger)
RDE | 6-4 | 260 | FR | DRAPER, UTAH

Career High Tackles.....6 vs. UCLA (2021)
Season High Tackles.....6 vs. UCLA
Career High TFL.....3.0 vs. Washington St. (2021)
Season High TFL.....3.0 vs. Washington St.
Career High Sacks.....3.0 vs. Washington St. (2021)
Season High Sacks.....3.0 vs. Washington St.
Last Game.....1 tackle vs. Oregon

CAREER DEFENSE

Year	GP	Solo	Ast	Tot	TFL	Sacks	Int	PD	FF	FR	Blk
2020	5	2	1	3	0.0	0.0	0	0	0	0	0
2021	11	17	15	32	7.0	4.0	0	0	0	0	0
TOTAL	16	19	16	35	7.0	4.0	0	0	0	0	0

- 16 career games as a Ute, started 10 of 11 games this season.
- Pac-12 Defensive Line Player of the Week (Sept. 27).
- His 32 tackles trail only Mika Tafua (43) for the DL lead.
- Is averaging 3.3 tackles per game in Pac-12 play.
- Two TFLs (one sack) and a QB hurry in the win at Stanford (Nov. 5).
- Had his first three collegiate sacks in the Washington State win (Sept. 25).
- Is the first Utah freshman on record with three sacks in a game.
- Four-star recruit out of high school, rated the No. 11 strong side defensive end in the country.
- Corner Canyon HS went 37-1 with Fillinger on the field.
- State champion in the shot put.
- Enjoys crocs and mullets.

DEPTH CHART QUICK HITS (DEFENSE)



44 XAVIER CARLTON

LDE | 6-6 | 272 | FR | HERRIMAN, UTAH

Career High Tackles..... 4 (2x), Last at SDSU (2021)
 Season High Tackles..... 4 at SDSU
 Career High TFL..... 2.0 vs. Weber State (2021)
 Season High TFL..... 2.0 vs. Weber State
 Career High Sacks..... 1.0 vs. Weber State (2021)
 Season High Sacks..... 1.0 vs. Weber State
 Last Game..... --

CAREER DEFENSE

Year	GP	Solo	Ast	Tot	TFL	Sacks	Int	PD	FF	FR	Blk
2020	4	1	0	1	0.0	0.0	0	0	0	0	0
2021	10	9	9	18	4.0	1.0	0	1	0	0	0
TOTAL	14	10	9	19	4.0	1.0	0	1	0	0	0

- 14 career games at Utah, including starts this season against USC (Oct. 9) and Arizona State (Oct. 16).
- Tied his career-best with four tackles at San Diego State (Sept. 18).
- One of five Utah DL with 4.0-plus TFLs (V. Fillinger, H. Pututau, M. Tafua, J. Tafuna).
- One of three FBS freshmen (only Pac-12 freshman) to record 2.0 TFL in week one, his first TFLs as a Ute.
- Four-star recruit, rated the No. 12 strong side DE nationally out of high school.
- Father, Demetrius, played football at Utah in 1989.



1 NEPHI SEWELL (KNEE-fy SOO-ul)

LB | 6-0 | 228 | JR | ST. GEORGE, UTAH

Career High Tackles..... 14 vs. UCLA (2021)
 Season High Tackles..... 14 vs. UCLA
 Career High TFL..... 2.0 vs. USC (2020)
 Season High TFL..... 1.5 at BYU
 Last Game..... 3 tackles vs. Oregon

CAREER DEFENSE

Year	GP	Solo	Ast	Tot	TFL	Sacks	Int	PD	FF	FR	Blk
2017*	12	32	26	58	4.5	0.0	1	4	1	1	0
2018*	11	32	21	53	6.0	0.0	1	2	0	1	0
2019	3	8	6	14	0.5	0.0	0	0	0	0	0
2020	5	27	13	40	5.0	0.0	2	4	1	2	0
2021	10	41	26	67	6.5	0.0	1	0	1	0	0
TOTAL	41	149	92	232	21.5	0.0	5	10	3	4	0

*at Nevada

- 41 career games played in FBS football, 34 starts (19 starts at Nevada).
- 67 tackles this season is second-best on the team. Four performances of seven-plus stops.
- Averaging 6.8 tackles in Utah's last four games.
- Reset his career-high with 14 tackles vs. UCLA (Oct. 30), his second double-digit game this year.
- Also had a TFL and 13-yard interception return vs. UCLA as well.
- All-Pac-12 honorable mention in 2020.
- Four career double-digit tackles games (3 at Utah, 1 at Nevada).
- Played running back, corner and returner in high school.
- Brother, Penei, played at Oregon and was the No. 7 overall 2021 NFL draft pick to Detroit.
- Born in American Samoa, moving to the U.S. in 2012.



32 KARENE REID (kuh-REN-ay reed)

LB | 6-0 | 228 | FR | AMERICAN FORK, UTAH

Career High Tackles..... 15 vs. Washington St. (2021)
 Season High Tackles..... 15 vs. Washington St.
 Career High TFL..... 1.0 (2x), Last at Stanford (2021)
 Season High TFL..... 1.0 (2x), Last at Stanford
 Last Game..... --

CAREER DEFENSE

Year	GP	Solo	Ast	Tot	TFL	Sacks	Int	PD	FF	FR	Blk
2021	8	21	23	44	2.0	1.0	1	1	0	0	0
TOTAL	8	21	23	44	2.0	1.0	1	1	0	0	0

- Pac-12 Freshman of the Week (Sept. 27)
- Started five of eight games played, the first starts of his collegiate career.
- Leads all true freshmen on the team with 44 tackles, and is averaging 6.7 stops in his last three games.
- Went off for 15 tackles vs. Washington State—the most this season by a Pac-12 freshman and most by a Utah true freshman since at least 2005.
- First collegiate interception came in the WSU game (Sept. 25) as well.
- Since 2012, Reid is one of only four freshmen nationally to produce 15-plus tackles in their first career game with a tackle.
- Originally signed with Utah State out of high school in 2018.
- Father, Spencer, played football at BYU from 1994-97, signing with Carolina out of college.
- Brother, Gabe, plays at Stanford.
- Married to Addison Reid.
- Served a church mission in Madagascar and speaks Malagasy.

DEPTH CHART QUICK HITS (DEFENSE)



0 DEVIN LLOYD
LB | 6-3 | 235 | JR | CHULA VISTA, CALIF.

Career High Tackles.....13 (2x), Last at SDSU (2021)
Season High Tackles.....13 (2x), Last at SDSU
Career High TFL.....5.0 at Stanford (2021)
Season High TFL.....5.0 at Stanford
Last Game.....6 tackles (1.0 TFL) vs. Oregon

CAREER DEFENSE

Year	GP	Solo	Ast	Tot	TFL	Sacks	Int	PD	FF	FR	Blk
2018	14	3	3	6	0.0	0.0	0	0	0	0	0
2019	14	48	43	91	11.0	6.5	1	3	0	0	0
2020	5	33	15	48	10.0	2.0	0	0	1	0	0
2021	11	51	39	90	21.0	7.0	3	6	0	1	0
TOTAL	44	133	100	233	41.0	14.5	4	9	1	1	0

- 44 career games with 29 starts.
- 2021 Butkus Award finalist, also a semifinalist for the Bednarik and Walter Camp awards.
- Named 2021 Midseason All-America by five different outlets (The Athletic, AP, CBS Sports, ESPN, Sporting News).
- Lott IMPACT Trophy Quarterfinalist.
- Butkus Award Finalist and Sporting News All-America in 2020 (second-team).
- Two-time All-Pac-12 (first-team in 2020).
- PFF College Defensive Player of the Week (Nov. 7).
- Rose Bowl Game Pac-12 Defensive Player of the Week (Oct. 18).
- Lott IMPACT Trophy Player of the Week (Oct. 12, Nov. 9).
- Reese's Senior Bowl Defensive Player of the Week (Sept. 27).
- Pac-12 Defensive Player of the Week (Sept. 7, Oct. 18, Nov. 8).
- No. 2 in the nation with 21 TFLs this season.
- Only FBS player this season with 13.5 TFLs and multiple interceptions.
- Has had at least one tackle for loss in 17 of the last 19 games.
- Ranks fourth in Utah history with 42 career TFLs, needing 2.0 to tie Hunter Dimick (2013-16) for third.
- Career-high five-TFL and a pick-six came during the win at Stanford (Nov. 5).
- Sealed the comeback win over ASU (Oct. 16) with back-to-back sacks on the final two plays of the game.
- Third in the Pac-12 in both total tackles (90) and tackles per game (8.2).
- Has had eight games with seven-plus tackles this season. Seven career double-digit games.
- Had double-digit tackles in four straight games spanning 2020 and '21, the first Ute with such a run in the last 10 years.
- One of three active players in the Pac-12 with multiple career pick-sixes (including teammate Clark Phillips III).
- Led the team in tackles in 2019 and 2020.
- Father, Joe, was in the military for 26 years.
- Enjoys hot yoga and cinnamon rolls.




34 JOSH CALVERT
LB | 6-2 | 235 | FR | WESTLAKE VILLAGE, CALIF.

Career High Tackles.....--
Season High Tackles.....--
Career High TFL.....--
Season High TFL.....--
Last Game.....--

CAREER DEFENSE

Year	GP	Solo	Ast	Tot	TFL	Sacks	Int	PD	FF	FR	Blk
2021	1	0	0	0	0.0	0.0	0	0	0	0	0
TOTAL	1	0	0	0	0.0	0.0	0	0	0	0	0

- Transferred to Utah from Washington, where he redshirted in 2019 and didn't see action in 2020.
- Made his Utes debut in the win at Stanford (Nov. 5), but did not record any statistics.
- Rated the No. 15 inside linebacker nationally out of high school.
- Played quarterback, linebacker and safety in high school.
- Older brother, Bo, plays football at UCLA.
- Younger brother, Ethan, is also a freshman LB at Utah.




54 HAYDEN FUREY
LB | 6-2 | 225 | SO | SARATOGA SPRINGS, UTAH

Career High Tackles.....4 at BYU (2021)
Season High Tackles.....4 at BYU
Career High TFL.....2.0 at BYU (2021)
Season High TFL.....2.0 at BYU
Last Game.....No stats vs. Oregon

CAREER DEFENSE

Year	GP	Solo	Ast	Tot	TFL	Sacks	Int	PD	FF	FR	Blk
2019	5	1	0	1	0.0	0.0	0	0	0	0	0
2020	3	1	0	1	0.0	0.0	0	0	0	0	0
2021	11	8	3	11	2.0	0.0	0	0	0	0	0
TOTAL	19	10	3	13	2.0	0.0	0	0	0	0	0

- 19 career games as a Ute, earning three starts in 2021.
- Provided two tackles in the win at Stanford (Nov. 5).
- Set a career-high with four tackles at BYU (Sept. 11), including his first collegiate TFLs (2.0-5 yds).
- Walked on the team in the fall of 2019.
- Played AAU basketball for a team that traveled internationally (China/Australia); can dunk a basketball.



37 TREY REYNOLDS
LB | 6-1 | 233 | FR | QUEEN CREEK, ARIZ.

Career High Tackles.....2 at SDSU (2021)
Season High Tackles.....2 at SDSU
Career High TFL.....--
Season High TFL.....--
Last Game.....No stats vs. Oregon

CAREER DEFENSE

Year	GP	Solo	Ast	Tot	TFL	Sacks	Int	PD	FF	FR	Blk
2021	11	2	2	4	0.0	0.0	0	0	0	0	0
TOTAL	11	2	2	4	0.0	0.0	0	0	0	0	0

- Has seen action in all 11 games on the season, primarily on special teams.
- Had a tackle with the kickoff coverage unit at Stanford (Nov. 5) and again at Arizona (Nov. 13).
- Made his first three collegiate tackles on special teams in the game at San Diego State (Sept. 18).
- Rated the No. 9 recruit in the state of Arizona out of high school.
- Father, Paul, played linebacker at Arizona State (1996-97).

DEPTH CHART QUICK HITS (DEFENSE)



23 FAYBIAN MARKS

CB | 5-10 | 180 | FR | RICHMOND, TEXAS

Career High Tackles..... 8 vs. Arizona State (2021)
 Season High Tackles..... 8 vs. Arizona State
 Career High PBU..... 1 (3x), Last vs. Weber State (2021)
 Season High PBU..... 1 vs. Weber State
 Last Game..... --

CAREER DEFENSE

Year	GP	Solo	Ast	Tot	TFL	Sacks	Int	PD	FF	FR	Blk
2020	5	2	3	5	0.0	0.0	1	2	0	0	0
2021	10	20	5	25	0.0	0.0	0	2	0	0	0
TOTAL	15	22	8	30	0.0	0.0	1	4	0	0	0

- 15 career games as a Ute, with starts in seven contests.
- Had a career-high eight stops in the Arizona State win (Oct. 16).
- First collegiate interception came against Washington (28 yards) in 2020.
- Brothers, Torin and Xavian, played football at Alabama.
- Loves apes (the animal) and has Caesar from Planet of the Apes tattooed on him.



8 CLARK PHILLIPS III


CB | 5-10 | 185 | FR | LAKEWOOD, CALIF.

Career High Tackles..... 9 (2x), Last at USC (2021)
 Season High Tackles..... 9 at USC
 Career High PBU..... 3 at USC (2021)
 Season High PBU..... 3 at USC
 Last Game..... 3 tackles, 1 PD vs. Oregon

CAREER DEFENSE

Year	GP	Solo	Ast	Tot	TFL	Sacks	Int	PD	FF	FR	Blk
2020	5	22	3	25	2.0	0.0	1	2	0	1	0
2021	11	39	15	54	1.0	0.0	1	9	1	0	0
TOTAL	16	61	18	79	3.0	0.0	2	11	1	1	0

- 16 career games at Utah, all starts.
- Second-most total tackles (54) in the Utah secondary. Is averaging 4.6 stops per game in Pac-12 play.
- Ranks second in Pac-12 games only in passes defended (8).
- Tallied three tackles and a pass breakup during the win over No. 3 Oregon (Nov. 20).
- Tied his career-high tackles with nine at USC (Oct. 9) and reset his personal-best with three pass breakups.
- Had two other seven-stop games in October; at Oregon State (Oct. 23) and vs. UCLA (Oct. 30).
- Sealed the Washington State victory (Sept. 25) with a 54-yard pick-six.
- Phillips also returned a 36-yard pick for a score against the Cougars during 2020.
- One of three active players in the Pac-12 with multiple career pick-sixes (including teammate Devin Lloyd).
- His nine-tackle effort vs. USC (2020) was the most by a true freshman in a season-opener since 2011.
- Four-star recruit out of high school, rated the No. 4 corner in the country.



16 ZEMAIAH VAUGHN


(zuh-MY-uh)
RCB | 6-2 | 175 | FR | BEAUMONT, TEXAS

Career High Tackles..... 5 (2x), Last vs. Oregon (2021)
 Season High Tackles..... 5 (2x), Last vs. Oregon
 Career High PBU..... 1 (4x), Last at Arizona (2021)
 Season High PBU..... 1 (3x), Last at Arizona
 Last Game..... 5 tackles (0.5 TFL, 0.5 sack) vs. Oregon

CAREER DEFENSE

Year	GP	Solo	Ast	Tot	TFL	Sacks	Int	PD	FF	FR	Blk
2020	4	1	0	1	0.0	0.0	1	1	0	0	0
2021	11	19	3	22	2.0	0.5	0	3	0	0	0
TOTAL	15	20	3	23	2.0	0.5	1	4	0	0	0

- 15 career games played as a Ute, with starts against Stanford (Nov. 5) and No. 3 Oregon (Nov. 20).
- Averaging 3.6 tackles in Utah's last three games.
- Tied his career-best with five tackles in the win over Oregon.
- Assisted on a sack in the Oregon win as well.
- Walked on the team in the fall of 2020, was later awarded a scholarship.
- First collegiate interception came against Washington in 2020 (73-yard return).
- Played quarterback in high school.
- Dislocated his femur as a freshman in high school.
- Brother, Xzavier, plays football at Arkansas-Pine Bluff.



15 MALONE MATAELE

(mah-TAH-elly)
NB | 5-11 | 181 | SO | PLACENTIA, CALIF.

Career High Tackles..... 5 at BYU (2021)
 Season High Tackles..... 5 at BYU
 Career High PBU..... 2 vs. Washington State (2020)
 Season High PBU..... 1 vs. Washington St.
 Last Game..... 3 tackles vs. Oregon

CAREER DEFENSE

Year	GP	Solo	Ast	Tot	TFL	Sacks	Int	PD	FF	FR	Blk
2018	3	0	0	0	0.0	0.0	0	0	0	0	0
2019	8	4	0	4	0.0	0.0	0	0	0	0	0
2020	4	4	1	5	0.0	0.0	0	3	0	0	0
2021	8	13	8	21	2.5	0.0	0	1	0	0	0
TOTAL	23	21	9	30	2.5	0.0	0	4	0	0	0

- 23 career games, six starts.
- Returned to game action at Arizona (Nov. 13; 3 tackles) after missing the prior three contests.
- Four games this season with three-plus stops.
- Had two tackles (one TFL) and a pass breakup in the Washington State win (Sept. 25).
- Reset his career-high with five tackles at BYU (Sept. 11).
- All-state as a kick returner in high school.

DEPTH CHART QUICK HITS (DEFENSE)



9 VONTE DAVIS (VON-tay)
FS | 6-0 | 195 | SR | ROSENBERG, TEXAS

Career High Tackles..... 7 (5x), Last vs. Oregon (2021)
Season High Tackles..... 7 (4x), Last vs. Oregon
Career High PBU..... 1 (2x), Last vs. Washington State (2020)
Season High PBU..... --
Last Game..... 7 tackles vs. Oregon

CAREER DEFENSE

Year	GP	Solo	Ast	Tot	TFL	Sacks	Int	PD	FF	FR	Blk
2018	14	0	4	4	0.0	0.0	0	0	0	0	0
2019	14	7	4	11	0.5	0.0	0	0	0	0	0
2020	5	11	5	16	1.0	1.0	2	4	1	0	0
2021	11	41	10	51	0.5	0.0	1	0	1	0	0
TOTAL	44	60	23	82	2.0	1.0	3	4	2	0	0

- 44 career games with 16 starts.
- Is coming off of back-to-back games with seven tackles, tying his career-high.
- Returned an interception 30 yards at USC (Oct. 9) to complement a six-tackle effort.
- First interception as a Ute against Washington in 2020 (18 yards).
- Transferred to Utah from Blinn College in 2017.
- District champion in the triple and long jump in high school.
- Used to rope competitively as a child and has a horse named Fancy.



13 KAMO'I LATU (KUH-moy LAH-too)
FS | 6-0 | 195 | FR | HONOLULU, HAWAII

Career High Tackles..... 10 at USC (2021)
Season High Tackles..... 10 at USC
Career High PBU..... 1 (3x), Last vs. Arizona State (2021)
Season High PBU..... 1 (3x), Last vs. Arizona State
Last Game..... No stats vs. Oregon

CAREER DEFENSE

Year	GP	Solo	Ast	Tot	TFL	Sacks	Int	PD	FF	FR	Blk
2020	5	3	1	4	0.0	0.0	0	0	0	0	0
2021	11	11	8	19	0.0	0.0	0	3	0	0	0
TOTAL	16	14	9	23	0.0	0.0	0	3	0	0	0

- Pac-12 Freshman of the Week (Oct. 11).
- 16 career games at Utah, including his first career start at USC (Oct. 9).
- Went off for a career- and team-high 10 tackles in the USC game, plus a pass breakup.
- First pass breakup came vs. Washington State (Sept. 25).
- Had his first two multi-tackle games vs. Weber State (Sept. 2) and at BYU (Sept. 11).
- State medalist in the triple jump in high school.



28 BRANDON MCKINNEY
SS | 6-0 | 200 | SR | ORANGE, CALIF.

Career High Tackles..... 9 at SDSU (2021)
Season High Tackles..... 9 at SDSU
Career High PBU..... 1 (3x), Last vs. UCLA
Season High PBU..... 1 vs. UCLA
Last Game..... 3 tackles vs. Oregon

CAREER DEFENSE

Year	GP	Solo	Ast	Tot	TFL	Sacks	Int	PD	FF	FR	Blk
2017*	13	8	4	12	0.0	0.0	0	0	0	0	0
2018*	14	7	10	17	1.0	0.0	0	0	0	0	0
2019*	13	6	1	7	0.0	0.0	0	1	1	0	0
2020*	4	4	0	4	0.0	0.0	0	0	0	0	0
2021	11	32	25	57	3.0	1.0	0	2	1	0	0
TOTAL	55	57	40	97	4.0	1.0	0	3	2	0	0

*at Washington

- 55 career games in FBS football (44 at Washington).
- Started at strong safety in each game except at USC (Oct. 9).
- Leads the Utah secondary with 57 tackles, third on the team.
- Is averaging 4.6 stops per game in Pac-12 play.
- Had an incredible nine-yard TFL in the win over No. 3 Oregon (Nov. 20).
- First career strip sack and second career forced fumble came in the game at Oregon State (Oct. 23).
- Started in the Rose Bowl in 2018 while with Washington.
- Considers himself a peanut butter connoisseur, also makes beats in his spare time.



6 COLE BISHOP
SS | 6-2 | 205 | FR | PEACHTREE CITY, GA.

Career High Tackles..... 8 at Arizona (2021)
Season High Tackles..... 4 (3x), Last at Stanford
Career High PBU..... 2 vs. Oregon (2021)
Season High PBU..... 2 vs. Oregon
Last Game..... 7 tackles (1.0 TFL), 2 PD, 1 blkd kick vs. Oregon

CAREER DEFENSE

Year	GP	Solo	Ast	Tot	TFL	Sacks	Int	PD	FF	FR	Blk
2021	7	18	13	31	6.0	2.0	0	4	0	0	1
TOTAL	7	18	13	31	6.0	2.0	0	4	0	0	1

- Appeared in seven games as a true rookie, starting the last three.
- All of Bishop's TFLs (6.0), sacks (2.0) and pass breakups (4) have come in the last three games.
- Had a momentum-swinging field goal block, his first as a Ute, during the win over No. 3 Oregon (Nov. 20).
- Turned in seven tackles (1.0 TFL) and two breakups in game against Oregon as well.
- Reset his career-high for a second straight week with eight tackles at Arizona (Nov. 13).
- 3.0 TFLs at Arizona were the most by a Utah true freshman since 2007.
- All-State after recording 101 tackles as a junior in high school.
- Born in Massachusetts.

DEPTH CHART QUICK HITS (SPECIAL TEAMS)



97 JADON REDDING (JAY-den)
PK | 5-11 | 191 | SO | FREDERICKSBURG, VA.

Career High FG Made.....3 (3x), Last at Colorado (2020)
Season High FG Made.....2 vs. Weber State (25, 31)
Career Long FG.....47 at BYU (2021)
Season Long FG.....47 at BYU
Last Game.....26 yd FG, 5-5 PATs vs. Oregon

CAREER KICKING

Year	GP	FGM	FGA	Long	PATM	PAT	Pts
2019	14	10	13	42	56	56	86
2020	5	8	8	44	17	17	41
2021	9	8	11	47	28	30	52
TOTAL	28	26	32	47	101	103	179

- 28 career games played at Utah, last going 5-of-5 on PATs and making a 26-yard FG vs. No. 3 Oregon (Nov. 20).
- 18 kickoffs this season (63.6-yard average) with 10 touchbacks.
- Was called upon to attempt an onside kick late at Oregon State (Oct. 23).
- Made a career-long 47-yard field goal at BYU (Sept. 11) in the pouring rain.
- Ranks seventh all-time at Utah in career PAT percentage (.980).
- All-Pac-12 first-team in 2020.
- Tied for first in the FBS in 2020 in field goal percentage.
- Career-high 12 points against Colorado in 2020 (3 FGs, 3 PATs).
- Walked on the team in 2019.
- Played football and soccer in high school.



67 JORDAN NOYES (noise)
KO | 5-10 | 207 | FR | HIGHAM, KENT (ENGLAND)

Career High KO.....8 vs. Washington State (2020)
Season High KO.....7 (2x), Last vs. UCLA
Career High KO Yards.....503 vs. Washington State (2020)
Season High KO Yards.....450 vs. UCLA
Career High FG Made.....2 at Oregon State (2021)
Season High FG Made.....2 at Oregon State (29, 33)
Career Long FG.....33 at Oregon State (2021)
Season Long FG.....33 at Oregon State
Last Game.....6 KO, 385 yds, 4 TBs vs. Oregon


CAREER KICKOFFS

Year	GP	Att	Yds	Avg	TB	OB
2020	5	26	1649	63.4	11	0
2021	10	51	3155	61.9	26	2
TOTAL	15	76	4,804	63.2	37	2

CAREER KICKING

Year	GP	FGM	FGA	Long	PATM	PAT	Pts
2020	5	0	0	0	0	0	0
2021	10	2	4	33	21	21	27
TOTAL	15	2	4	33	21	21	27

- 15 career games as a Ute.
- Kicked off six times in the win over No. 3 Oregon (Nov. 20) with four touchbacks.
- Connected on two field goals (29, 33) in the game at Oregon State (Oct. 23).
- Walked on the team in the fall of 2020.
- Played football, soccer, rugby and gymnastics in England.
- Married to Jordan Tulip and has a daughter, Scottie.
- Cousin is married to former Ute All-American kicker Matt Gay.
- Oldest player on the team (29).




33 CAMERON PEASLEY
P | 6-3 | 190 | FR | MELBOURNE, AUSTRALIA

Career High Punts.....8 at SDSU (2021)
Season High Punts.....8 at SDSU
Career High Average.....47.67 vs. Washington St. (2021)
Season High Average.....47.67 vs. Washington St.
Career Long.....59 vs. Washington St. (2021)
Season Long.....59 vs. Washington St.
Last Game.....1 punt, 33 yds vs. Oregon

CAREER PUNTING

Year	GP	Att	Yds	Avg	Long	In 20
2021	8	24	987	41.1	59	6
TOTAL	8	24	987	41.1	59	6

- Walked on the team in the fall of 2021, later being awarded a scholarship.
- Has had the primary punting duties in seven games, and shared the role vs. No. 3 Oregon (Nov. 20).
- Against the Ducks, punted once and landed his 33-yarder inside the Oregon 20-yard line.
- Averaged a season-high 47.7 yards on three punts vs. Washington State (Sept. 25), including two of 50-plus yards.
- Trained with ProKick Australia.
- First-ever American football game he saw in-person was the first game he played in (vs. Weber State, 2021).
- Hometown in Australia is 102 feet above sea level, compared to 4,657 feet in Salt Lake City.




61 MICHAEL WILLIAMS
P | 6-1 | 185 | SO | PHOENIX, ARIZ.

Career High Punts.....3 at Arizona (2021)
Season High Punts.....3 at Arizona
Career High Average.....40.7 at Arizona (2021)
Season High Average.....40.7 at Arizona
Career Long.....46 at Arizona (2021)
Season Long.....46 at Arizona
Last Game.....1 punt, 36 yds vs. Oregon

CAREER PUNTING

Year	GP	Att	Yds	Avg	Long	In 20
2021	11	5	197	39.4	46	1
TOTAL	11	5	197	39.4	46	1


- Played as Utah's primary holder in the first 11 games of the season.
- Shared punting duties for the win over No. 3 Oregon (Nov. 20) with one punt (36 yards) on the night.
- First collegiate punt went for 39 yards in the win at Stanford (Nov. 5).
- Walked on the team in the fall of 2021 after transferring from Arizona State.
- Five-star punter by Chris Sailer Kicking.
- Averaged 46.0 yards per punt as a high school senior.
- Has a twin brother.



57 JT GREEP
SN | 6-0 | 214 | FR | GLENDORA, CALIF.

- Has played in the last six games as Utah's primary long snapper.
- Entered midway through the Arizona State win (Oct. 16) following an injury to Keegan Markgraf.
- Provided a total of 48 snaps (10 punt, 7 FG, 31 PAT) in his six games played.
- Rated the top long snapper in the state of California by Rubio Long Snapping out of high school.
- Led his team in receiving touchdowns and sacks as a high school senior.

DEPTH CHART QUICK HITS (SPECIAL TEAMS)



18 BRITAIN COVEY (rhymes with Lovey)

RS | 5-8 | 170 | JR | PROVO, UTAH

Career High KR Yards.....	88 at Colorado (2020)
Season High KR Yards	59 vs. Oregon
Career High PR Yards	132 at SDSU (2021)
Season High PR Yards.....	132 at SDSU
Career Long KR.....	40 at Colorado (2020)
Season Long KR.....	34 vs. Oregon
Career Long PR.....	80 at SDSU (2021)
Season Long PR.....	80 at SDSU

CAREER RETURNS

Year	GP	KR	Yds	Lg	TD	Avg/R	PR	Yds	Lg	TD	Avg/R
2015	12	7	169	36	0	24.1	21	246	77	1	11.7
2018	13	7	144	38	0	20.6	25	221	36	0	8.8
2019	4	3	52	23	0	17.3	9	69	40	0	7.7
2020	4	4	113	40	0	28.3	8	129	64	1	16.1
2021	11	3	84	34	0	28.0	22	384	80	2	17.5
TOTAL	44	24	562	40	0	23.4	85	1049	80	4	12.3

- 44 career games played.
- Four All-Pac-12 selections, three as a returner (first-team in 2018, '20).
- Named CoSIDA Academic All-District on Nov. 18 (third career All-District honor).
- 2020 CoSIDA Academic All-America.
- Nation-leading 17.5 yards per punt return this season.
- Has returned punts for touchdowns against No. 3 Oregon (Nov. 20; 78 yards) and San Diego State (Sept. 18; 80 yards).
- Is just the fifth known FBS player since 1937 with multiple 70-yard punt return touchdowns in a single season.
- Covey's 80-yard runback at San Diego State is the second-longest by a Pac-12 player this season.
- Is the all-time leader at Utah in punt return yards (1,049) and ranks second all-time in career punt returns (85), trailing only LaVon Edwards (112 from 1988-91).
- Only active FBS player with over 850 career punt return yards (1,049).
- Only active WR in the FBS that has over 1,500 career receiving yards and 600 career punt return yards.
- Owns 3,730 career all-purpose yards—which ranks fourth all-time at Utah. Needs 344 to tie Eddie Johnson (4,074 from 1984-88) at third in program history.

SELECT INDIVIDUAL GAME-BY-GAME

QUARTERBACKS

#7 Cameron Rising (So., 6-2, 220)

Game	C-A-I	PCT	YDS	TD	LG
Weber St.	2-2-0	100.0	29	1	18
at BYU	DNP	--	--	--	--
at SDSU	19-32-0	59.4	153	3	25
Washington St.	13-23-0	56.5	137	0	27
at USC	22-28-0	78.6	306	3	42
Arizona State	21-33-2	63.6	247	2	23
at Oregon St.	22-36-0	61.1	267	2	45
UCLA	17-27-0	63.0	179	1	24
at Stanford	13-22-0	59.1	140	0	28
at Arizona	19-30-0	63.3	294	2	43
Oregon	10-18-0	55.5	178	0	49
TOTALS	158-251-2	62.9	1930	14	49

Game	RUSH	YDS	AVG	TD	LG
Weber St.	0	0	0.0	0	0
at BYU	DNP	--	--	--	--
at SDSU	5	46	9.2	0	24
Washington St.	5	32	6.4	0	31
at USC	6	27	4.5	1	17
Arizona State	6	59	9.8	1	12
at Oregon St.	10	73	7.3	0	21
UCLA	6	63	10.5	1	14
at Stanford	3	(-1)	(-3)	0	7
at Arizona	4	22	5.5	1	11
Oregon	5	8	1.6	1	8
TOTALS	50	329	6.6	5	31

RUNNING BACKS

#2 Micah Bernard (6-0, 202, R-Fr.)

Game	RUSH	YDS	AVG	TD	LG
Weber St.	6	35	5.8	0	18
at BYU	12	146	12.2	1	50
at SDSU	17	47	2.8	0	8
Washington St.	7	19	2.7	0	9
at USC	5	18	3.6	0	7
Arizona State	0	0	0.0	0	0
at Oregon St.	2	16	8.0	0	13
UCLA	2	3	1.5	0	3
at Stanford	12	110	9.2	1	19
at Arizona	10	34	3.4	0	12
Oregon	5	26	5.2	0	11
TOTALS	78	454	5.8	2	50

Game	REC	YDS	AVG	TD	LG
Weber St.	3	41	13.7	0	17
at BYU	4	18	4.5	0	7
at SDSU	1	6	6.0	0	6
Washington St.	1	12	12.0	0	12
at USC	3	12	4.0	0	10
Arizona State	0	0	0.0	0	0
at Oregon St.	3	23	7.7	1	14
UCLA	1	7	7.0	0	7
at Stanford	2	32	16.0	0	28
at Arizona	3	60	20.0	0	27
Oregon	1	20	20.0	0	20
TOTALS	22	231	10.5	1	28

#5 TJ Pledger (5-9, 196, Jr.)

Game	RUSH	YDS	AVG	TD	LG
Weber St.	2	10	5.0	0	5
at BYU	1	3	3.0	0	3
at SDSU	3	-2	-0.6	0	3
Washington St.	10	117	11.7	1	59
at USC	5	14	2.8	0	6
Arizona State	7	49	7.0	1	23
at Oregon St.	4	24	6.0	0	13
UCLA	8	61	7.6	0	30
at Stanford	4	107	26.8	1	96
at Arizona	25	119	4.8	2	15
Oregon	10	46	4.6	0	17
TOTALS	79	548	6.9	5	96

#9 Tavion Thomas (6-2, 221, So.)

Game	RUSH	YDS	AVG	TD	LG
Weber St.	12	107	8.9	2	20
at BYU	7	26	3.7	0	9
at SDSU	1	0	0.0	0	0
Washington St.	1	1	1.0	0	1
at USC	16	113	7.1	1	43
Arizona State	20	84	4.2	1	16
at Oregon St.	21	74	3.5	2	15
UCLA	24	160	6.6	4	24
at Stanford	20	177	8.9	4	58
at Arizona	DNP	--	--	--	--
Oregon	21	94	4.5	3	13
TOTALS	143	836	5.8	17	58

WIDE RECEIVERS

#1 Theo Howard (6-0, 190, Sr.)

Game	REC	YDS	AVG	TD	LG
Weber St.	1	19	19.0	0	19
at BYU	2	21	10.5	0	13
at SDSU	1	4	4.0	1	4
Washington St.	0	0	0.0	0	0
at USC	1	42	42.0	0	42
Arizona State	3	41	13.7	0	16
at Oregon St.	1	7	7.0	0	7
UCLA	0	0	0.0	0	0
at Stanford	DNP	--	--	--	--
at Arizona	0	0	0.0	0	0
Oregon	0	0	0.0	0	0
TOTALS	9	134	14.9	1	42

#17 Devaughn Vele (6-4, 205, R-Fr.)

Game	REC	YDS	AVG	TD	LG
Weber St.	0	0	0.0	0	0
at BYU	0	0	0.0	0	0
at SDSU	1	15	15.0	0	15
Washington St.	1	18	18.0	0	18
at USC	4	84	21.0	1	37
Arizona State	3	57	19.0	0	23
at Oregon St.	3	69	23.0	0	45
UCLA	3	44	14.6	0	17
at Stanford	2	31	15.5	0	18
at Arizona	2	28	14.0	0	20
Oregon	0	0	0.0	0	0
TOTALS	19	346	18.2	1	45

#18 Britain Covey (5-8, 170, Jr.)

Game	REC	YDS	AVG	TD	LG
Weber St.	4	14	3.5	0	5
at BYU	1	6	6.0	0	6
at SDSU	8	46	5.7	1	15
Washington St.	2	8	4.0	0	9
at USC	5	67	13.4	0	28
Arizona State	3	30	10.0	0	14
at Oregon St.	5	40	8.0	0	15
UCLA	3	26	8.6	0	11
at Stanford	3	23	7.6	0	14
at Arizona	2	40	20.0	0	29
Oregon	3	36	12.0	0	17
TOTALS	39	336	8.6	1	29

Game	RUSH	YDS	AVG	TD	LG
Weber St.	1	14	14.0	0	14
at BYU	0	0	0.0	0	0
at SDSU	0	0	0.0	0	0
Washington St.	1	14	14.0	0	14
at USC	0	0	0.0	0	0
Arizona State	2	17	8.5	0	20
at Oregon St.	2	8	4.0	0	5
UCLA	1	3	3.0	0	3
at Stanford	1	19	19.0	0	19
at Arizona	1	4	4.0	0	4
Oregon	1	6	6.0	0	6
TOTALS	10	85	8.5	0	20

#21 Solomon Enis (6-3, 207, Jr.)

Game	REC	YDS	AVG	TD	LG
Weber St.	4	62	15.5	1	24
at BYU	1	11	11.0	0	11
at SDSU	7	56	8.0	0	16
Washington St.	1	14	14.0	0	14
at USC	DNP	--	--	--	--
Arizona State	DNP	--	--	--	--
Oregon St.	1	15	15.0	0	15
UCLA	DNP	--	--	--	--
at Stanford	2	29	14.5	0	18
at Arizona	3	22	7.3	0	12
Oregon	0	0	0.0	0	0
TOTALS	19	209	11.0	1	24

#25 Jaylen Dixon (5-9, 170, Jr.)

Game	REC	YDS	AVG	TD	LG
Weber St.	1	1	1.0	0	1
at BYU	1	8	8.0	0	8
at SDSU	2	38	19.0	1	25
Washington St.	DNP	--	--	--	--
at USC	DNP	--	--	--	--
Arizona State	0	0	0.0	0	0
at Oregon St.	1	29	29.0	0	29
UCLA	DNP	--	--	--	--
at Stanford	0	0	0.0	0	0
at Arizona	0	0	0.0	0	0
Oregon	0	0	0.0	0	0
TOTALS	5	76	15.2	1	29

SELECT INDIVIDUAL GAME-BY-GAME

TIGHT ENDS

#80 Brant Kuithe (6-2, 230, Jr.)

Game	REC	YDS	AVG	TD	LG
Weber St.	3	44	14.7	0	18
at BYU	3	36	12.0	1	20
at SDSU	7	58	8.3	0	17
Washington St.	4	25	6.3	0	9
at USC	3	29	9.7	0	18
Arizona State	3	36	12.0	2	20
at Oregon St.	3	13	4.3	1	11
UCLA	5	63	12.6	0	24
at Stanford	1	9	9.0	0	9
at Arizona	4	56	14.0	1	29
Oregon	5	118	23.6	0	49
TOTALS	41	487	11.9	5	49

#86 Dalton Kincaid (6-4, 242, Jr.)

Game	REC	YDS	AVG	TD	LG
Weber St.	4	75	18.7	2	35
at BYU	1	37	37.0	0	37
at SDSU	3	9	3.0	0	6
Washington St.	1	27	27.0	0	27
at USC	3	40	13.3	1	25
Arizona State	4	44	11.0	0	20
at Oregon St.	2	55	27.5	0	43
UCLA	3	25	8.3	1	16
at Stanford	0	0	0.0	0	0
at Arizona	3	33	11.0	1	17
Oregon	1	4	4.0	0	4
TOTALS	25	349	14.0	5	43

#89 Cole Fotheringham (6-4, 243, Jr.)

Game	REC	YDS	AVG	TD	LG
Weber St.	0	0	0.0	0	0
at BYU	1	5	5.0	0	5
at SDSU	0	0	0.0	0	0
Washington St.	3	33	11.0	0	13
at USC	1	10	10.0	0	10
Arizona State	4	31	7.8	0	13
at Oregon St.	2	11	5.5	0	6
UCLA	1	7	7.0	0	7
at Stanford	0	0	0.0	0	0
at Arizona	1	12	12.0	0	12
Oregon	0	0	0.0	0	0
TOTALS	13	109	8.4	0	13

DEFENSIVE LINE

#7 Van Fillinger (6-4, 260, Fr.)

Game	TOT	TFL	SACK	FF	FR	INT	PBU	BLKS	QBH
Weber St.	2	0.0	0.0	0	0	0	0	0	0
at BYU	2	0.5	0.0	0	0	0	0	0	0
at SDSU	2	0.0	0.0	0	0	0	0	0	0
Wash. St.	5	3.0	3.0	0	0	0	0	0	0
at USC	3	0.0	0.0	0	0	0	0	0	0
Arizona St.	3	0.0	0.0	0	0	0	0	0	0
at OSU	3	0.5	0.0	0	0	0	0	0	1
UCLA	6	1.0	0.0	0	0	0	0	0	0
at Stanford	2	2.0	1.0	0	0	0	0	0	1
at Arizona	3	0.0	0.0	0	0	0	0	0	1
Oregon	1	0.0	0.0	0	0	0	0	0	0
TOTALS	32	7.0	4.0	0	0	0	0	0	3

#41 Hauati Pututau (6-3, 309, Sr.)

Game	TOT	TFL	SACK	FF	FR	INT	PBU	BLKS	QBH
Weber St.	3	0.5	0.5	0	0	0	0	0	0
at BYU	3	0.0	0.0	0	0	0	0	0	0
at SDSU	2	1.0	0.0	0	0	0	0	0	0
Wash. St.	1	0.0	0.0	0	0	0	1	0	0
at USC	0	0.0	0.0	0	0	0	0	0	0
Arizona St.	1	1.0	1.0	0	0	0	0	0	0
at OSU	0	0.0	0.0	0	0	0	0	0	0
UCLA	3	1.5	1.0	0	0	0	1	0	0
at Stanford	0	0.0	0.0	0	0	0	0	0	0
at Arizona	1	0.0	0.0	0	0	0	0	0	0
Oregon	0	0.0	0.0	0	0	0	0	0	0
TOTALS	14	4.0	2.5	0	0	0	2	0	0

#42 Mika Tafua (6-3, 250, Jr.)

Game	TOT	TFL	SACK	FF	FR	INT	PBU	BLKS	QBH
Weber St.	3	1.5	0.5	0	1	0	0	0	0
at BYU	3	0.0	0.0	0	0	0	0	0	0
at SDSU	3	1.0	1.0	0	0	0	0	0	1
Wash. St.	3	1.0	1.0	0	0	0	0	0	0
at USC	4	2.0	2.0	0	0	0	1	0	0
Arizona St.	2	0.0	0.0	0	0	0	0	0	0
at OSU	6	2.0	1.0	1	0	0	0	0	0
UCLA	5	1.0	0.0	0	0	0	0	0	0
at Stanford	6	1.5	1.0	0	0	0	0	0	0
at Arizona	6	1.0	1.0	0	0	0	1	0	2
Oregon	2	1.0	1.0	0	0	0	0	0	0
TOTALS	43	12.0	8.5	1	1	0	2	0	3

#44 Xavier Carlton (6-6, 272, Fr.)

Game	TOT	TFL	SACK	FF	FR	INT	PBU	BLKS	QBH
Weber St.	3	2.0	1.0	0	0	0	0	0	0
at BYU	4	0.0	0.0	0	0	0	0	0	0
at SDSU	4	0.5	0.0	0	0	0	0	0	1
Wash. St.	2	0.5	0.0	0	0	0	0	0	0
at USC	3	1.0	0.0	0	0	0	1	0	0
Arizona St.	1	0.0	0.0	0	0	0	0	0	0
at OSU	1	0.0	0.0	0	0	0	0	0	0
UCLA	0	0.0	0.0	0	0	0	0	0	0
at Stanford	0	0.0	0.0	0	0	0	0	0	0
at Arizona	0	0.0	0.0	0	0	0	0	0	0
Oregon	0	0.0	0.0	0	0	0	0	0	0
TOTALS	18	4.0	1.0	0	0	0	1	0	1

#58 Junior Tafuna (6-3, 290, Fr.)

Game	TOT	TFL	SACK	FF	FR	INT	PBU	BLKS	QBH
Weber St.	DNP	--	--	--	--	--	--	--	--
at BYU	0	0.0	0.0	0	0	0	0	0	0
at SDSU	4	0.0	0.0	0	0	0	0	0	0
Wash. St.	2	1.0	1.0	0	0	0	0	0	0
at USC	0	0.0	0.0	0	0	0	0	0	0
Arizona St.	4	1.0	1.0	0	0	0	0	0	0
at OSU	1	0.0	0.0	0	1	0	0	0	0
UCLA	3	0.5	0.0	0	0	0	1	0	0
at Stanford	1	0.0	0.0	0	0	0	0	0	0
at Arizona	9	1.5	1.0	0	0	0	0	0	0
Oregon	3	1.5	1.5	0	0	0	0	0	0
TOTALS	27	5.5	4.5	0	1	0	1	0	0

#95 Aliko Vimahi (6-4, 286, Fr.)

Game	TOT	TFL	SACK	FF	FR	INT	PBU	BLKS	QBH
Weber St.	DNP	--	--	--	--	--	--	--	--
at BYU	DNP	--	--	--	--	--	--	--	--
at SDSU	DNP	--	--	--	--	--	--	--	--
Wash. St.	2	1.0	1.0	0	0	0	1	0	0
at USC	3	0.0	0.0	0	0	0	0	0	0
Arizona St.	1	0.0	0.0	0	0	0	0	0	0
at OSU	0	0.0	0.0	0	0	0	0	0	0
UCLA	2	0.0	0.0	0	0	0	0	0	0
at Stanford	1	0.0	0.0	0	0	0	1	0	1
at Arizona	DNP	--	--	--	--	--	--	--	--
Oregon	1	0.0	0.0	0	0	0	1	0	0
TOTALS	10	1.0	1.0	0	0	0	3	0	1

LINEBACKERS

#0 Devin Lloyd (6-3, 235, Jr.)

Game	TOT	TFL	SACK	FF	FR	INT	PBU	BLKS	QBH
Weber St.	12	2.0	1.0	0	0	1	0	0	0
at BYU	13	0.5	0.0	0	0	0	1	0	0
at SDSU	13	2.5	0.0	0	1	0	0	0	0
Wash. St.	8	3.0	1.0	0	0	1	0	0	0
at USC	8	1.0	0.0	0	0	0	1	0	0
Arizona St.	8	4.0	2.0	0	0	0	1	0	0
at OSU	7	0.0	0.0	0	0	0	0	0	1
UCLA	3	1.0	1.0	0	0	0	1	0	0
at Stanford	9	5.0	1.0	0	0	1	1	0	0
at Arizona	4	1.0	0.0	0	0	0	1	0	0
Oregon	6	1.0	0.0	0	0	0	0	0	0
TOTALS	90	21.0	7.0	0	1	3	6	0	1

#1 Nephi Sewell (6-0, 228, Jr.)

Game	TOT	TFL	SACK	FF	FR	INT	PBU	BLKS	QBH
Weber St.	6	0.5	0.0	0	0	0	0	0	0
at BYU	11	2.5	0.0	1	0	0	0	0	0
at SDSU	9	0.0	0.0	0	0	0	0	0	0
Wash. St.	DNP	--	--	--	--	--	--	--	--
at USC	4	1.0	0.0	0	0	0	0	0	0
Arizona St.	3	0.0	0.0	0	0	0	0	0	0
at OSU	7	0.0	0.0	0	0	0	0	0	0
UCLA	14	1.0	0.0	0	0	1	0	0	0
at Stanford	5	1.0	0.0	0	0	0	0	0	0
at Arizona	5	0.5	0.0	0	0	0	0	0	0
Oregon	3	0.0	0.0	0	0	0	0	0	0
TOTALS	67	6.5	0.0	1	0	1	0	0	0

#32 Karene Reid (6-0, 228, Fr.)

Game	TOT	TFL	SACK	FF	FR	INT	PBU	BLKS	QBH
Weber St.	0	0.0	0.0	0	0	0	0	0	0
at BYU	DNP	--	--	--	--	--	--	--	--
at SDSU	0	0.0	0.0	0	0	0	0	0	0
Wash. St.	15	1.0	1.0	0	0	1	0	0	0
at USC	4	0.0	0.0	0	0	0	1	0	0
Arizona St.	5	0.0	0.0	0	0	0	0	0	0
at OSU	7	0.0	0.0	0	0	0	0	0	0
UCLA	9	0.0	0.0	0	0	0	0	0	0
at Stanford	4	1.0	0.0	0	0	0	0	0	1
at Arizona	DNP	--	--	--	--	--	--	--	--
Oregon	DNP	--	--	--	--	--	--	--	--
TOTALS	44	2.0	1.0	0	0	1	1	0	1

SELECT INDIVIDUAL GAME-BY-GAME

#54 Hayden Furey (6-2, 225, So.)

Game	TOT	TFL	SACK	FF	FR	INT	PBU	BLKS	QBH
Weber St.	1	0.0	0.0	0	0	0	0	0	0
at BYU	4	2.0	0.0	0	0	0	0	0	0
at SDSU	2	0.0	0.0	0	0	0	0	0	0
Wash. St.	0	0.0	0.0	0	0	0	0	0	0
at USC	2	0.0	0.0	0	0	0	0	0	0
Arizona St.	0	0.0	0.0	0	0	0	0	0	0
at OSU	0	0.0	0.0	0	0	0	0	0	0
UCLA	0	0.0	0.0	0	0	0	0	0	0
at Stanford	2	0.0	0.0	0	0	0	0	0	0
at Arizona	0	0.0	0.0	0	0	0	0	0	0
Oregon	0	0.0	0.0	0	0	0	0	0	0
TOTALS	11	2.0	0.0	0	0	0	0	0	0

SECONDARY

#6 Cole Bishop (6-2, 205, Fr.)

Game	TOT	TFL	SACK	FF	FR	INT	PBU	BLKS	QBH
Weber St.	4	0.0	0.0	0	0	0	0	0	0
at BYU	DNP	--	--	--	--	--	--	--	--
at SDSU	DNP	--	--	--	--	--	--	--	--
Wash. St.	4	0.0	0.0	0	0	0	0	0	0
at USC	DNP	--	--	--	--	--	--	--	--
Arizona St.	1	0.0	0.0	0	0	0	0	0	0
at OSU	2	0.0	0.0	0	0	0	0	0	0
UCLA	DNP	--	--	--	--	--	--	--	--
at Stanford	5	2.0	1.0	0	0	0	1	0	0
at Arizona	8	3.0	1.0	0	0	0	1	0	0
Oregon	7	1.0	0.0	0	0	0	2	1	0
TOTALS	31	6.0	2.0	0	0	0	4	1	0

#8 Clark Phillips III (5-10, 185, Fr.)

Game	TOT	TFL	SACK	FF	FR	INT	PBU	BLKS	QBH
Weber St.	6	0.5	0.0	1	0	0	1	0	0
at BYU	5	0.0	0.0	0	0	0	0	0	0
at SDSU	4	0.0	0.0	0	0	0	1	0	0
Wash. St.	6	0.0	0.0	0	0	1	0	0	0
at USC	9	0.0	0.0	0	0	0	3	0	0
Arizona St.	1	0.0	0.0	0	0	0	0	0	0
at OSU	7	0.5	0.0	0	0	0	1	0	0
UCLA	7	0.0	0.0	0	0	0	2	0	0
at Stanford	2	0.0	0.0	0	0	0	0	0	0
at Arizona	2	0.0	0.0	0	0	0	0	0	0
Oregon	3	0.0	0.0	0	0	0	1	0	0
TOTALS	54	1.0	0.0	1	0	1	9	0	0

#9 Vonte Davis (6-0, 195, Sr.)

Game	TOT	TFL	SACK	FF	FR	INT	PBU	BLKS	QBH
Weber St.	2	0.0	0.0	0	0	0	0	0	0
at BYU	7	0.5	0.0	0	0	0	0	0	0
at SDSU	4	0.0	0.0	0	0	0	0	0	0
Wash. St.	2	0.0	0.0	0	0	0	0	0	0
at USC	6	0.0	0.0	0	0	1	0	0	0
Arizona St.	6	0.0	0.0	1	0	0	0	0	0
at OSU	3	0.0	0.0	0	0	0	0	0	0
UCLA	4	0.0	0.0	0	0	0	0	0	0
at Stanford	3	0.0	0.0	0	0	0	0	0	0
at Arizona	7	0.0	0.0	0	0	0	0	0	0
Oregon	7	0.0	0.0	0	0	0	0	0	0
TOTALS	51	0.5	0.0	1	0	1	0	0	0

#13 Kamo'i Latu (6-0, 195, Fr.)

Game	TOT	TFL	SACK	FF	FR	INT	PBU	BLKS	QBH
Weber St.	2	0.0	0.0	0	0	0	0	0	0
at BYU	2	0.0	0.0	0	0	0	0	0	0
at SDSU	0	0.0	0.0	0	0	0	0	0	0
Wash. St.	0	0.0	0.0	0	0	0	1	0	0
at USC	10	0.0	0.0	0	0	0	1	0	0
Arizona St.	0	0.0	0.0	0	0	0	1	0	0
at OSU	2	0.0	0.0	0	0	0	0	0	0
UCLA	1	0.0	0.0	0	0	0	0	0	0
at Stanford	1	0.0	0.0	0	0	0	0	0	0
at Arizona	1	0.0	0.0	0	0	0	0	0	0
Oregon	0	0.0	0.0	0	0	0	0	0	0
TOTALS	19	0.0	0.0	0	0	0	3	0	0

#15 Malone Mataele (5-11, 181, So.)

Game	TOT	TFL	SACK	FF	FR	INT	PBU	BLKS	QBH
Weber St.	3	0.0	0.0	0	0	0	0	0	0
at BYU	5	0.0	0.0	0	0	0	0	0	0
at SDSU	2	1.5	0.0	0	0	0	0	0	0
Wash. St.	2	1.0	0.0	0	0	0	1	0	0
at USC	1	0.0	0.0	0	0	0	0	0	0
Arizona St.	2	0.0	0.0	0	0	0	0	0	0
at OSU	DNP	--	--	--	--	--	--	--	--
UCLA	DNP	--	--	--	--	--	--	--	--
at Stanford	DNP	--	--	--	--	--	--	--	--
at Arizona	3	0.0	0.0	0	0	0	0	0	0
Oregon	3	0.0	0.0	0	0	0	0	0	0
TOTALS	21	2.5	0.0	0	0	0	1	0	0

#23 Faybian Marks (5-10, 180, Fr.)

Game	TOT	TFL	SACK	FF	FR	INT	PBU	BLKS	QBH
Weber St.	1	0.0	0.0	0	0	0	1	0	0
at BYU	0	0.0	0.0	0	0	0	0	0	0
at SDSU	2	0.0	0.0	0	0	0	0	0	0
Wash. St.	6	0.0	0.0	0	0	0	0	0	0
at USC	2	0.0	0.0	0	0	0	0	0	0
Arizona St.	8	0.0	0.0	0	0	0	1	0	0
at OSU	3	0.0	0.0	0	0	0	0	0	0
UCLA	1	0.0	0.0	0	0	0	0	0	0
at Stanford	1	0.0	0.0	0	0	0	0	0	0
at Arizona	1	0.0	0.0	0	0	0	0	0	0
Oregon	DNP	--	--	--	--	--	--	--	--
TOTALS	25	0.0	0.0	0	0	0	2	0	0

#28 Brandon McKinney (6-0, 200, Sr.)

Game	TOT	TFL	SACK	FF	FR	INT	PBU	BLKS	QBH
Weber St.	4	0.0	0.0	0	0	0	0	0	0
at BYU	7	0.0	0.0	0	0	0	1	0	0
at SDSU	9	0.0	0.0	0	0	0	0	0	1
Wash. St.	7	0.0	0.0	0	0	0	0	0	0
at USC	5	0.0	0.0	0	0	0	0	0	0
Arizona St.	4	1.0	0.0	0	0	0	0	0	0
at OSU	8	2.0	1.0	1	0	0	0	0	0
UCLA	8	0.0	0.0	0	0	0	1	0	0
at Stanford	1	0.0	0.0	0	0	0	0	0	0
at Arizona	1	0.0	0.0	0	0	0	0	0	0
Oregon	3	1.0	0.0	0	0	0	0	0	0
TOTALS	57	4.0	1.0	1	0	0	2	0	1

SPECIAL TEAMS

#33 Cameron Peasley (6-3, 190, Fr.)

Game	NO	YDS	AVG	LG	In20	TB
Weber St.	2	87	43.5	50	0	0
at BYU	2	95	47.5	49	1	0
at SDSU	8	323	40.4	48	1	0
Wash. St.	3	143	47.7	59	1	1
at USC	5	188	37.6	45	2	0
Arizona St.	3	118	39.3	43	0	0
at OSU	1	0	0.0	0	0	0
UCLA	DNP	--	--	--	--	--
at Stanford	DNP	--	--	--	--	--
at Arizona	DNP	--	--	--	--	--
Oregon	1	33	33.0	33	1	0
TOTALS	24	987	41.1	59	6	1

#67 Jordan Noyes (5-10, 207, Fr.)

Game	KO	YDS	AVG	OB	TB
Weber St.	2	130	65.0	0	2
at BYU	DNP	--	--	--	--
at SDSU	5	295	59.0	0	0
Wash. St.	5	325	65.0	0	5
at USC	7	428	61.1	0	2
Arizona St.	6	388	64.7	0	4
at OSU	6	388	64.7	0	4
UCLA	7	450	64.3	0	4
at Stanford	5	315	63.0	0	1
at Arizona	1	51	51.0	1	0
Oregon	6	385	64.2	0	4
TOTALS	51	3155	61.9	2	26

Game	FG	LG	PAT	PTS
Weber St.	0-0	0	0-0	0
at BYU	DNP	--	--	--
at SDSU	0-0	0	0-0	0
Wash. St.	0-0	0	2-2	2
at USC	0-0	0	6-6	6
Arizona St.	0-0	0	5-5	5
at OSU	2-3	33	4-4	10
UCLA	0-1	0	4-4	4
at Stanford	0-0	0	0-0	0
at Arizona	0-0	0	0-0	0
Oregon	0-0	0	0-0	0
TOTALS	2-4	33	21-21	27

SELECT INDIVIDUAL GAME-BY-GAME

#97 Jadon Redding (5-11, 191, So.)

Game	FG	LG	PAT	PTS
Weber St.	2-2	31	4-5	10
at BYU	1-2	47	2-2	5
at SDSU	1-2	43	2-3	5
Wash. St.	1-2	28	1-1	4
at USC	DNP	--	--	--
Arizona St.	DNP	--	--	--
at OSU	0-0	0	0-0	0
UCLA	0-0	0	2-2	2
at Stanford	1-1	29	7-7	10
at Arizona	1-1	30	5-5	8
Oregon	1-1	26	5-5	8
TOTALS	8-11	47	28-30	52

#18 Britain Covey (5-8, 170, Jr.)

Game	PR	YDS	AVG	TD	LG
Weber St.	3	39	13.0	0	34
at BYU	1	35	35.0	0	35
at SDSU	6	132	22.0	1	80
Washington St.	2	31	15.5	0	19
at USC	1	1	1.0	0	1
Arizona St.	1	10	10.0	0	10
at OSU	0	0	0.0	0	0
UCLA	1	6	6.0	0	6
at Stanford	4	42	10.5	0	16
at Arizona	1	(-2)	(-2.0)	0	0
Oregon	2	90	45.0	1	78
TOTALS	22	384	17.5	2	80

Game	KR	YDS	AVG	TD	LG
Weber St.	0	0	0.0	0	0
at BYU	0	0	0.0	0	0
at SDSU	1	25	25.0	0	25
Washington St.	0	0	0.0	0	0
at USC	0	0	0.0	0	0
Arizona St.	0	0	0.0	0	0
at OSU	0	0	0.0	0	0
UCLA	0	0	0.0	0	0
at Arizona	0	0	0.0	0	0
Oregon	2	59	29.5	0	34
TOTALS	3	84	28.0	0	34

THE LAST TIME ... (TEAM STATS)

Scored 40 points

Utah: Oct. 30, 2021 vs. UCLA (44 pts)
Opp: Oct. 23, 2021 at Oregon State (L, 42-34)

Scored 50 points

Utah: Nov. 5, 2021 at Stanford (W, 52-7)
Opp: Nov. 8, 2014 vs. Oregon (L, 51-27)

Scored 60 points

Utah: Sept. 26, 2015 at Oregon (W, 62-20)
Opp: Nov. 3, 1990 at San Diego State (L, 66-14)

Scored 70 points

Utah: Sept. 7, 2013 vs. Weber State (W, 70-7)
Opp: Nov. 18, 1989 at BYU (L, 70-31)

Rushed for 200 yards

Utah: Nov. 20, 2021 vs. Oregon (208 yds)
Opp: Oct. 23, 2021 at Oregon State (260 yds)

Rushed for 300 yards

Utah: Oct. 26, 2018 at UCLA (325 yds)
Opp: Oct. 28, 2017 at Oregon (347 yds)

Rushed for 400 yards

Utah: Nov. 5, 2021 at Stanford (441 yds)
Opp: Oct. 25, 2003 vs. New Mexico (407 yards)

Rushed for 500 yards

Utah: Never
Opp: Not since 1996

Rushed for less than 100 yards

Utah: Sept. 18, 2021 at San Diego State (70 yds)
Opp: Nov. 20, 2021 vs. Oregon (63 yds)

Rushed for 4 TDs

Utah: Nov. 20, 2021 vs. Oregon
Opp: Oct. 24, 2015 at USC

Rushed for 5 TDs

Utah: Oct. 31, 2021 vs. UCLA
Opp: Nov. 14, 2009 at TCU

Rushed for 6 TDs

Utah: Nov. 5, 2021 at Stanford
Opp: Not since 1996

Passed for 300 yards

Utah: Oct. 9, 2021 at USC (306 yds)
Opp: Nov. 2, 2019 at Washington (316 yds)

Passed for 400 yards

Utah: Oct. 23, 2010 vs. Colorado State (427 yds)
Opp: Oct. 9, 2021 at USC (401 yds)

Passed for 500 yards

Utah: Sept. 10, 1988 vs. Idaho State (520 yds)
Opp: Not since 1996

Passed for less than 100 yards

Utah: Oct. 15, 2016 at Oregon State (42 yds)
Opp: Sept. 18, 2021 at San Diego State (44 yds)

Passed for 4 TDs

Utah: Oct. 20, 2018 vs. USC
Opp: Nov. 2, 2019 at Washington

Passed for 5 TDs

Utah: Sept. 26, 2015 at Oregon
Opp: Oct. 22, 2016 at UCLA

Passed for 6 TDs

Utah: Sept. 6, 2014 vs. Fresno State
Opp: Not since 1996

Gained 400 yards total offense

Utah: Nov. 13, 2021 at Arizona (468)
Opp: Oct. 30, 2021 vs. UCLA (411 yds)

Gained 500 yards total offense

Utah: Nov. 5, 2021 at Stanford (581 yds)
Opp: Nov. 3, 2018 at Arizona State (536 yds)

Gained 600 yards total offense

Utah: Sept. 7, 2013 vs. Weber State (628 yds)
Opp: Oct. 25, 2003 vs. New Mexico (633 yards)

Held under 100 total yards

Utah: Not since 1996
Opp: Oct. 26, 2019 vs. California (83 yds)

Held under 200 total yards

Utah: Nov. 30, 2018 vs. Washington (188 yds)
Opp: Nov. 5, 2021 at Stanford (167 yds)

Utah Shut Out an Opponent

Oct. 26, 2019 vs. California (35-0)

Utah Was Shut Out

Sept. 22, 2007 vs. UNLV (27-0)

Utah Held an Opponent Without a TD

Nov. 16, 2019 vs. UCLA (49-3)

Utah was held without a touchdown

Nov. 30, 2018 vs. Washington (10-3)

Utah played an overtime game

Sept. 18, 2021 at San Diego State (3 OT | L, 33-31)

Utah won an overtime game

Nov. 15, 2014 at Stanford (2OT | W, 20-17)

Utah lost an overtime game

Sept. 18, 2021 at San Diego State (3OT | L, 33-31)

An interception was returned for a TD

Utah: Nov. 5, 2021 at Stanford (Devin Lloyd, 2 yds)
Opp: Nov. 30, 2018 vs. Washington (Byron Murphy, 66 yds)

A kickoff was returned for a TD

Utah: Oct. 22, 2016 at UCLA (Cory Butler-Byrd, 99 yds)
Opp: Sept. 18, 2021 at San Diego State (J. Byrd, 100 yds)

A punt was returned for a TD

Utah: Nov. 20, 2021 vs. Oregon (Britain Covey, 78 yds)
Opp: Dec. 12, 2020 at Colorado (Brenden Rice, 81 yds)

A fumble was returned for a TD

Utah: Nov. 21, 2020 vs. USC (Nephi Sewell, 23 yds)
Opp: Dec. 31, 2018 vs. Northwestern (Jared McGee, 82 yds)

A blocked field goal was returned for a TD

Utah: Nov. 6, 1999 vs. Wyoming (Jay Hill, 58 yds)
Opp: Sept. 10, 2011 at USC (Torin Harris, 68 yds)

A blocked punt was returned for a TD

Utah: Oct. 11, 2008 vs. Wyoming (Aiona Key, 6 yds)
Opp: Nov. 13, 2021 at Arizona (R. Short, 3 yds)

A safety was scored

Utah: Oct. 30, 2021 vs. UCLA
Opp: Sept. 20, 2019 at USC

THE LAST TIME ... (INDIVIDUAL STATS)

Rushed 30 times

Zack Moss at Washington State, Sept. 29, 2018 (30 att)

Rushed 40 times

John White vs. Washington State, Nov. 19, 2011 (42 att)

Rushed for 100 yards

TJ Pledger at Stanford, Nov. 13, 2021 (119 yds)

Quarterback rushed for 100 yards

Travis Wilson at Oregon, Sept. 26, 2015 (100 yards)

Rushed for 200 yards

Zack Moss at Arizona, Nov. 23, 2019 (203 yards)

Rushed for 300 yards

Joe Williams at UCLA, Oct. 22, 2016 (332 yards)

Two 100-yard rushers

Sept. 14, 2013 vs. Oregon State
(Travis Wilson, 142 yards; James Poole, 117 yards)

Three 100-yard rushers

Nov. 5, 2021 at Stanford
(Tavion Thomas, 177 yds; Micah Bernard, 110 yds,
TJ Pledger, 107 yds)

Had a 70-yard run from scrimmage

Devontae Booker vs. Washington State, Sept. 27, 2014
(76 yards)

Had an 80-yard run from scrimmage

Zack Moss vs. Weber State, Aug. 30, 2018 (86 yards)

Had a 90-yard run from scrimmage

TJ Pledger at Stanford, Nov. 5, 2021 (96 yds)

Rushed for three touchdowns

Tavion Thomas vs. Oregon, Nov. 20, 2021

Rushed for four touchdowns

Tavion Thomas at Stanford, Nov. 5, 2021

Passed for 300 yards

Cameron Rising at USC, Oct. 9, 2021 (306 yds)

Passed for 400 yards

Brian Johnson vs. San Diego State, Oct. 15, 2005
(417 yards)

Passed for 500 yards

Scott Mitchell vs. Idaho State, Sept. 10, 1988 (511 yards)

Passed for 600 yards

Scott Mitchell vs. Air Force, Oct. 15, 1988 (620 yards)

Threw three touchdown passes

Cameron Rising at USC, Oct. 9, 2021

Threw four touchdown passes

Tyler Huntley vs. USC, Oct. 20, 2018

Threw five touchdown passes

Travis Wilson vs. Fresno State, Sept. 6, 2014

Threw six touchdown passes

Scott Mitchell at UTEP, Oct. 7, 1989

Non-quarterback touchdown pass

Britain Covey at UCLA, Oct. 26, 2018
(7 yds to Cole Fotheringham)

Caught 10 passes

Darren Carrington II vs. North Dakota, Aug. 31, 2017

Had 100 yards receiving

Brant Kuithe vs. Oregon, Nov. 20, 2021 (118 yds)

Two 100-yard receivers

Nov. 8, 2014 vs. Oregon
(Kaelin Clay, 152 yards; Devontae Booker, 110 yards)

Had 150 yards receiving

Darren Carrington II vs. San Jose State, Sept. 16, 2017
(153 yards)

Had 200 yards receiving

Travis LaTendresse vs. Georgia Tech, Dec. 29, 2005
(214 yards)

Had a 70-yard pass completion

Tyler Huntley vs. UCLA, Nov. 3, 2017
(75 yards to Troy McCormick)

Had an 80-yard pass completion

Tyler Huntley vs. UCLA, Nov. 16, 2019
(83 yards to Samson Nacua)

Had a 90-yard pass completion

Jake Bentley vs. Washington State, Dec. 19, 2020
(91 yards to Britain Covey)

Caught two touchdown passes

Brant Kuithe vs. Arizona State, Oct. 16, 2021

Caught three touchdown passes

Darren Carrington II vs. San Jose State, Sept. 16, 2017

Caught four touchdown passes

Travis LaTendresse vs. Georgia Tech, Dec. 29, 2005*

100-yard rusher and 100-yard receiver

vs. Washington State, Dec. 19, 2020
(Ty Jordan, 154 rush; Britain Covey, 134 rec.)

Returned a punt for a touchdown

Britain Covey vs. Oregon, Nov. 20, 2021 (78 yds)

Returned a kickoff for a touchdown

Cory Butler-Byrd vs. UCLA, Oct. 22, 2016 (99 yards)

Returned an interception for a touchdown

Devin Lloyd at Stanford, Nov. 5, 2021
(2 yards)

Returned a fumble for a touchdown

Nephi Sewell vs. USC, Nov. 21 2020 (23 yards)

Returned a blocked field goal for a touchdown

Jay Hill vs. Wyoming, Nov. 6, 1999 (58 yards)

Returned a blocked punt for a touchdown

Aiona Key vs. Wyoming, Oct. 11, 2008 (6 yards)

Had 10+ tackles

Nephi Sewell vs. UCLA, Oct. 30, 2021 (14)

Had 20+ tackles

Cody Barton vs. Oregon, Nov. 19, 2016 (20)

Had multiple interceptions

Julian Blackmon vs. West Virginia, Dec. 26, 2017 (2)

Had at least 2.0 sacks

Devin Lloyd vs. Arizona State, Oct. 16, 2021 (3.0)

Blocked a field goal

Cole Bishop vs. Oregon, Nov. 20, 2021

Made three field goals

Jadon Redding at Colorado, Dec. 12, 2020

Made a 50-yard field goal

Matt Gay at Colorado, Nov. 17, 2018 (51 yards)

Converted a two-point conversion

Connor O'Toole at San Diego State, Sept. 18, 2021
(Reception)

AP POLL			COACHES POLL			CFP RANKINGS (WEEK 12)		
Rank	Team (1st Place Votes)	Record	Rank	Team (1st Place Votes)	Record	Rank	Team	Record
1	Georgia (62)	11-0	1	Georgia (62)	11-0	1	Georgia	10-0
2	Ohio State	10-1	2	Alabama	10-1	2	Alabama	9-1
3	Alabama	10-1	3	Ohio State	10-1	3	Oregon*	9-1
4	Cincinnati	11-0	4	Cincinnati	11-0	4	Ohio State	9-1
5	Notre Dame	10-1	5	Notre Dame	10-1	5	Cincinnati	10-0
6	Michigan	10-1	6	Michigan	10-1	6	Michigan	9-1
7	Oklahoma State	10-1	7	Oklahoma State	10-1	7	Michigan State	9-1
8	Ole Miss	9-2	8	Ole Miss	9-2	8	Notre Dame	9-1
9	Baylor	9-2	9	Oklahoma	10-1	9	Oklahoma State	9-1
10	Oklahoma	10-1	10	Baylor	9-2	10	Wake Forest	9-1
11	Oregon*	9-2	11	Oregon*	9-2	11	Baylor	8-2
12	Michigan State	9-2	12	Iowa	9-2	12	Ole Miss	8-2
13	BYU*	9-2	13	Michigan State	9-2	13	Oklahoma	9-1
14	Texas A&M	8-3	14	Texas A&M	8-3	14	BYU*	8-2
15	UTSA	11-0	15	BYU*	9-2	15	Wisconsin	7-3
16	Utah	8-3	16	Houston	10-1	16	Texas A&M	7-3
17	Iowa	9-2	17	Pittsburgh	9-2	17	Iowa	8-2
18	Wisconsin	8-3	18	Wisconsin	8-3	18	Pitt	8-2
19	Houston	10-1	19	Utah	8-3	19	San Diego State*	9-1
20	Pittsburgh	9-2	20	UTSA	11-0	20	NC State	7-3
21	Wake Forest	9-2	21	Wake Forest	9-2	21	Arkansas	7-3
22	San Diego State*	10-1	22	San Diego State*	10-1	22	UTSA	10-0
23	Louisiana	10-1	23	Louisiana	10-1	23	Utah	7-3
24	NC State	8-3	24	NC State	8-3	24	Houston	9-1
25	Arkansas	7-4	25	Kentucky	8-3	25	Mississippi State	6-4

Others receiving votes: Clemson 101, Mississippi State 44, Penn State 26, Appalachian State 24, Kentucky 10, Purdue 3

Others receiving votes: Arkansas 67, Clemson 56, Mississippi State 42, Penn State 22, Appalachian State 20, Purdue 10, Air Force 9, Coastal Carolina 9, Oregon State 2

Dropped from rankings: Auburn 17, Purdue 19

APPEARANCES IN THE POLLS												
1947						10-14	24	25	TCU		W, 21-7	H
Date	AP	Coaches	Opponent (AP Rank)	Result	Site	10-21	21	22	Tulsa		W, 45-19	H
11-10	18	--	Idaho	L, 7-6	N	10-28	20	19	Rice		L, 10-51	A
1994						2003						
Date	AP	Coaches	Opponent (AP Rank)	Result	Site	Date	AP	Coaches	BCS	Opponent (AP Rank)	Result	Site
9-26	--	23	no game	--	--	10-19	24	23	--	New Mexico	L, 35-47	H
10-4	25	21	San Diego State	W, 38-22	A	11-17	--	--	24	BYU	W, 3-0	A
10-11	21	18	Hawaii	W, 14-3	H	11-23	--	--	22	no game	--	--
10-18	18	15	Colorado State (12)	W, 45-31	A	12-1			23	no game	--	--
10-25	12	11	UTEP	W, 52-7	H	12-7	25	25	22	Southern Miss	W, 17-0	N
11-1	9	8	New Mexico	L, 21-23	A	1-5-04	21	21	--	Final 2003 rank	--	--
11-8	12	14	Air Force	L, 33-40	A	2004						
11-15	21	20	BYU (20)	W, 34-31	H	Date	AP	Coaches	BCS	Opponent (AP Rank)	Result	Site
11-22	15	13	no game	--	--	Preseason	20	19	--	Texas A&M	W, 41-21	H
11-29	14	12	no game	--	--	9-5	17	16	--	Arizona	W, 23-6	A
12-6	14	12	Arizona (15)	W, 16-13	N	9-12	15	14	--	Utah State	W, 48-6	A
1-3-95	10	8	Final 1994 rank			9-19	14	14	--	Air Force	W, 49-35	H
1996						9-26	14	14	--	New Mexico	W, 28-7	A
Date	AP	Coaches	Opponent (AP Rank)	Result	Site	10-3	11	11	--	no game	--	--
9-29	24	24	UTEP	W, 34-27	A	10-10	11	10	--	North Carolina	W, 46-16	H

APPEARANCES IN THE POLLS

2004 cont.

Date	AP	Coaches	BCS	Opponent (AP Rank)	Result	Site	10-3	10	10	--	Opponent	Result	Site
10-17	9	10	7	UNLV	W, 63-28	H	10-10	11	10	--	Iowa State	W, 68-27	A
10-24	9	10	6	San Diego State	W, 51-28	A	10-17	9	9	9	Wyoming	W, 30-7	A
10-31	7	8	6	Colorado State	W, 63-31	H	10-24	8	7	8	Colorado State	W, 59-6	H
11-7	7	8	7	Wyoming	W, 45-28	A	10-31	6	6	5	Air Force	W, 28-23	A
11-14	5	6	6	BYU	W, 52-21	H	11-7	15	15	14	TCU (4)	L, 7-47	H
11-21	5	6	6	no game	--	--	11-14	25	24	23	Notre Dame	L, 3-28	A
11-28	5	6	6	no game	--	--	11-21	23	22	20	San Diego State	W, 38-34	A
12-5	5	6	6	Pittsburgh (19)	W, 35-7	N	11-28	21	21	20	BYU	W, 17-16	H
1-4-05	4	5	--	Final 2004 rank	--	--	12-5	20	19	19	no game	--	--
							1-11-11	--	23	--	Boise State	L, 3-26	N
											Final 2010 rank	--	--

2008

Date	AP	Coaches	BCS	Opponent (AP Rank)	Result	Site	2014	AP	Coaches	CFP	Opponent (AP Rank)	Result	Site
9-2	22	23	--	UNLV	W, 42-21	H	10-5	24	--	--	no game	--	--
9-7	22	22	--	Utah State	W, 58-10	A	10-12	20	23	--	Oregon State	W, 29-23 (2OT)	A
9-14	20	20	--	Air Force	W, 30-23	A	10-19	19	19	--	USC (20)	W, 24-21	H
9-21	17	17	--	Weber State	W, 37-21	H	10-26	18	18	17	Arizona State (15)	L, 16-19 (OT)	A
9-28	15	15	--	Oregon State	W, 31-28	H	11-2	20	22	17	Oregon (5)	L, 27-51	H
10-5	14	13	--	Wyoming	W, 40-7	A	11-9	25	--	23	Stanford	W, 20-17 (2OT)	A
10-12	14	13	--	Colorado State	W, 49-16	H	11-16	20	21	17	Arizona (15)	L, 42-10	H
10-19	12	12	11	no game	--	--	11-25	--	--	25	Colorado	W, 38-34	A
10-26	10	9	10	New Mexico	W, 13-10	A	11-30	24	--	23	no game	--	--
11-2	10	9	8	TCU (11)	W, 13-10	H	12-7	23	25	22	Colorado State	W, 45-10	N
11-9	8	7	7	San Diego State	W, 63-14	A	1-13-15	21	20	--	Final 2014 rank	--	--
11-16	8	7	7	BYU (16)	W, 48-24	H							
11-23	8	7	6	no game	--	--							
11-30	7	7	6	no game	--	--							
12-7	7	7	6	Alabama (4)	W, 31-17	N							
1-8-09	2	4	--	Final 2008 rank	--	--							

2009

Date	AP	Coaches	BCS	Opponent (AP Rank)	Result	Site	2015	AP	Coaches	CFP	Opponent (AP Rank)	Result	Site
Preseason	19	18	--	Utah State	W, 35-17	H	9-8	24	25	--	Utah State	W, 24-14	H
9-8	17	17	--	San Jose	W, 24-14	A	9-13	21	21	--	Fresno State	W, 45-24	A
9-13	18	16	--	Oregon	L, 31-24	A	9-20	18	17	--	Oregon (13)	W, 62-20	A
10-11	24	--	--	UNLV	W, 35-15	A	9-27	10	12	--	no game	--	--
10-18	19	20	18	Air Force	W, 23-16 (OT)	H	10-4	5	7	--	California (23)	W, 30-24	H
10-25	19	19	16	Wyoming	W, 22-10	H	10-11	4	7	--	Arizona State	W, 34-18	H
11-1	17	16	14	New Mexico	W, 45-14	H	10-18	3	7	--	USC	L, 42-24	A
11-8	16	14	16	TCU (4)	L, 55-28	A	10-25	13	14	--	Oregon State	W, 27-12	H
11-15	23	23	21	San Diego State	W, 38-7	H	11-1	13	14	12	Washington	W, 34-23	A
11-22	22	19	21	BYU (18)	L, 26-23 (OT)	A	11-8	10	13	10	Arizona	L, 37-30 (2OT)	A
11-29	--	25	25	no game	--	--	11-15	18	18	13	UCLA	L, 17-9	H
12-6	23	24	23	California	W, 37-27	N	11-22	--	25	23	Colorado	W, 20-14	H
1-8-10	18	18	--	Final 2009 rank	--	--	11-29	21	20	24	no game	--	--
							12-6	20	20	22	BYU	W, 35-28	N
							1-12-16	17	16	--	Final 2015 rank	--	--

2010

Date	AP	Coaches	BCS	Opponent (AP Rank)	Result	Site	2016	AP	Coaches	CFP	Opponent (AP Rank)	Result	Site
Preseason	--	24	--	Pittsburgh (15)	W, 27-24 (OT)	H	9-18	24	23	--	USC	W, 31-27	H
9-7	20	20	--	UNLV	W, 38-10	H	9-25	18	18	--	California	L, 28-23	A
9-12	14	14	--	New Mexico	W, 56-14	A	10-2	24	24	--	Arizona	W, 36-23	H
9-19	13	13	--	San Jose State	W, 56-3	H	10-10	21	21	--	Oregon State	W, 19-14	A
9-26	13	12	--	no game	--	--	10-16	19	18	--	UCLA	W, 53-45	A
							10-23	17	16	--	Washington (4)	L, 31-24	H
							10-30/11-1	16	16	16	no game	--	--
							11-7/11-8	13	12	15	Arizona State	W, 49-26	A

APPEARANCES IN THE POLLS

2016 cont.

11-13/11-15	11	11	12	Oregon	L, 30-28	H
11-20	21	20	22	Colorado (9)	L, 27-22	A
11-27	--	24	20	no game	--	--
12-4	--	23	19	Indiana	W, 28-26	N
1-10-17	23	21	--	Final 2016 rank	--	--

2017

Date	AP	Coaches	CFP	Opponent (AP Rank)	Result	Site
Preseason	--	25	--	North Dakota	W, 37-16	H
9-5	--	23	--	BYU	W, 19-13	A
9-10	--	24	--	San Jose State	W, 54-16	H
9-17	23	21	--	Arizona	W, 30-24	A
9-24	20	19	--	no game	--	--
10-1	20	18	--	Stanford	L, 23-20	H
10-8	--	23	--	USC (13)	L, 28-27	A

2018

Date	AP	Coaches	CFP	Opponent (AP Rank)	Result	Site
10-21	23	24	--	UCLA	W, 41-10	A
10-28/30	16	16	15	Arizona State	L, 38-10	A
11-4	--	24	--	Oregon	W, 32-25	H
11-11/13	21	19	19	Colorado	W, 30-7	A
11-18/20	18	17	17	BYU	W, 35-27	H
11-25/27	17	17	17	Washington (10)	L, 10-3	N
12-2	20	19	17	Northwestern	L, 31-20	N

2019

Date	AP	Coaches	CFP	Opponent (AP Rank)	Result	Site
Preseason	14	15	--	BYU	W, 30-12	A
9-3	13	15	--	Northern Illinois	W, 35-17	H
9-8	11	12	--	Idaho State	W, 31-0	H
9-15	10	11	--	USC	L, 30-23	A
9-22	19	19	--	Washington State	W, 38-13	H
9-29	17	17	--	no game	--	--
10-6	15	15	--	Oregon State	W, 52-7	A
10-13	13	14	--	Arizona State (17)	W, 21-3	H
10-20	12	12	--	California	W, 35-0	H
10-27	9	10	--	Washington	W, 33-28	A
11-3	8	9	8	no game	--	--
11-10	8	9	7	UCLA	W, 49-3	H
11-17	7	8	7	Arizona	W, 35-7	A
11-24	6	6	6	Colorado	W, 45-15	H
12-1	5	5	5	Oregon (13)	L, 37-15	N
12-8	12	10	11	Texas	L, 38-10	N
1-13-20	16	16	--	Final 2019 Rank	--	--

2021

Date	AP	Coaches	CFP	Opponent (AP Rank)	Result	Site
Preseason	24	--	--	Weber State	W, 40-17	H
9-7	21	18	--	BYU	L, 26-17	A
11-7	--	--	24	Stanford	W, 52-7	A
11-14	24	25	23	Oregon (4)	W, 38-7	H
11-21	16	19	--	Colorado	--	--

UTAH vs. AP RANKED OPPONENTS

Year	Opponent	Opp AP RK	Result	Site	Utah AP
1936	Texas AGM	15	L, 20-7	H	--
1945	Oklahoma AGM	15	L, 46-6	H	--
1949	Pacific	19	L, 45-6	A	--
1956	UCLA	17	L, 13-7	A	--
1957	Army	8	L, 39-33	A	--
1958	Air Force	14	L, 16-14	A	--
1959	UCLA	20	L, 21-6	A	--
1961	Colorado	8	W, 21-12	A	--
1968	Nebraska	14	L, 31-0	A	--
1968	Oregon State	18	L, 24-21	H	--
1970	Arizona State	11	L, 37-14	A	--
1971	Arizona State	15	L, 41-21	H	--
1971	Houston	15	L, 42-16	A	--
1973	Texas Tech	20	L, 29-22	A	--
1973	UCLA	16	L, 66-16	A	--
1973	Arizona State	8	W, 36-31	H	--
1974	Arizona	12	L, 41-8	H	--
1974	Arizona State	15	L, 32-0	A	--
1975	Arizona State	10	L, 40-14	H	--
1975	Arizona	11	L, 38-14	A	--
1977	Oklahoma	5	L, 62-24	A	--
1977	Houston	19	L, 34-16	H	--
1977	BYU	14	L, 38-8	A	--
1979	Washington	14	L, 41-7	A	--
1979	BYU	10	L, 27-0	A	--
1980	Nebraska	8	L, 55-9	A	--
1980	BYU	13	L, 56-6	H	--
1981	Arizona State	20	L, 52-10	A	--
1981	BYU	18	L, 56-28	A	--
1982	Arizona State	15	L, 23-10	A	--
1982	Texas	18	L, 21-12	A	--
1983	BYU	9	L, 55-7	A	--
1984	BYU	3	L, 24-14	H	--
1985	BYU	11	L, 38-28	A	--
1986	Arizona State	9	L, 52-7	A	--
1988	Wyoming	12	L, 61-18	A	--
1989	Nebraska	4	L, 42-30	A	--
1989	BYU	21	L, 70-31	A	--
1990	BYU	5	L, 45-22	H	--
1992	Nebraska	11	L, 49-22	A	--
1992	Washington State	18	L, 31-28	N	--
1994	Colorado State	12	W, 45-31	A	18
1994	BYU	20	W, 34-31	H	21
1994	Arizona	15	W, 16-13	N	14
1996	Kansas	20	W, 45-42	H	--
1996	BYU	8	L, 37-17	H	--
1999	BYU	19	W, 20-17	A	--
2001	Oregon	7	L, 24-10	A	--
2001	BYU	8	L, 24-21	A	--
2002	Michigan	14	L, 10-7	A	--
2003	Oregon	19	W, 17-13	H	--
2005*	Pittsburgh	19	W, 35-7	N	5
2005	Georgia Tech	24	W, 38-10	N	--

UTAH vs. AP RANKED OPPONENTS											
Year	Opponent	Opp AP RK	Result	Site	Utah AP	Year	Opponent	Opp AP RK	Result	Site	Utah AP
2006	Boise State	22	L, 36-3	H	--	2014	Arizona State	15	L, 19-16 OT	A	18
2006	BYU	21	L, 33-31	H	--	2014	Oregon	5	L, 51-27	H	20
2007	UCLA	11	W, 44-6	H	--	2014	Arizona	15	L, 42-10	H	20
2007	BYU	23	L, 17-10	A	--	2015	Oregon	13	W, 62-20	A	18
Year	Opponent	Opp AP RK	Result	Site	Utah AP	2015	California	23	W, 30-24	H	5
2008	TCU	11	W, 13-10	H	10	2016	Washington	4	L, 31-24	H	17
2008	BYU	16	W, 48-24	H	8	2016	Colorado	9	L, 27-22	A	21
2009+	Alabama	4	W, 31-17	N	7	2017	USC	13	L, 28-27	A	--
2009	TCU	4	L, 55-28	A	16	2017	Washington State	19	L, 33-25	H	--
2009	BYU	18	L, 26-23 OT	A	22	2017	Washington	16	L, 33-30	A	--
2010	Pittsburgh	15	W, 27-24 OT	H	--	2018	Washington	10	L, 21-7	H	--
2010	TCU	4	L, 47-7	H	6	2018	Stanford	14	W, 40-21	A	--
2010	Boise State	10	L, 26-3	N	20	2018	Washington	10	L, 10-3	N	17
2011	Arizona State	22	L, 35-14	H	22	2019	Arizona State	17	W, 21-3	H	13
2012	BYU	25	W, 24-21	H	--	2019	Oregon	13	L, 37-15	N	5
2012	USC	13	L, 38-28	H	--	2020	USC	20	L, 33-17	H	--
2012	Oregon State	8	L, 21-7	A	--	2020	Colorado	21	W, 38-21	A	--
2013	UCLA	12	L, 34-27	H	--	2021	Arizona State	18	W, 35-21	H	--
2013	Stanford	5	W, 27-21	H	--	2021	Oregon	4	W, 38-7	H	24
2013	Arizona State	23	L, 20-19	H	--	*2004 season (Fiesta Bowl); +2008 season (Sugar Bowl) Bold indicates Utah wins					
2013	Oregon	6	L, 44-21	A	--						
2014	UCLA	8	W, 30-28	A	--						
2014	USC	20	W, 24-21	H	19						

GAME-BY-GAME STARTERS

OFFENSE	LT	LG	C	RG	RT	QB	RB	WR	WR/TE	WR/TE	TE
Weber State	Olaseni	Daniels	Ford	Maile	S. Moala	Brewer	Bernard	Enis	Howard	Kincaid	Kuithe
BYU	Kump	Daniels	Ford	Laumea	S. Moala	Brewer	Bernard	Enis	Howard	Kincaid	Fotheringham
San Diego St.	Olaseni	Daniels	Ford	Laumea	Kump	Brewer	Bernard	Enis	Howard	Kincaid	Kuithe
Washington St.	Kump	Bills	Ford	Laumea	Daniels	Rising	Bernard	Covey	Howard	Kuithe	Fotheringham
USC	Kump	Bills	Ford	Laumea	Daniels	Rising	Pledger	Parks	Vele	Kincaid	Fotheringham
Arizona St.	Olaseni	Bills	Ford	Laumea	Daniels	Rising	Pledger	Covey	Vele	Kincaid	Kuithe
Oregon St.	Olaseni	Bills	Ford	Laumea	Daniels	Rising	Thomas	Covey	Kuithe	Kincaid	Fotheringham
UCLA	Olaseni	Ford	Maile	Laumea	Daniels	Rising	Thomas	Vele	Kuithe	Kincaid	Fotheringham
Stanford	Olaseni	Ford	Maile	Laumea	Daniels	Rising	Thomas	Enis	Vele	Covey	Kincaid
Arizona	Olaseni	Ford	Maile	Laumea	Daniels	Rising	Pledger	Covey	Vele	Kincaid	Fotheringham
Oregon	Olaseni	Bills	Ford	Laumea	Daniels	Rising	Thomas	Covey	Kuithe	Kincaid	Fotheringham
Colorado	--	--	--	--	--	--	--	--	--	--	--

DEFENSE	LE	LT	RT/DE	RE/LB	MLB	RLB	NB/LB/S	LC	RC	FS	SS
Weber State	Tafua	V. Moala	H. Pututau	Fillinger	Lloyd	Sewell	Furey	Broughton	Phillips	Davis	McKinney
BYU	Tafua	V. Moala	H. Pututau	Fillinger	Lloyd	Sewell	Furey	Broughton	Phillips	Davis	McKinney
San Diego St.	Tafua	V. Moala	Kaufusi	Fillinger	Lloyd	Sewell	Mataele	Marks	Phillips	Davis	McKinney
Washington St.	Tafua	Tafuna	Kaufusi	Fillinger	Lloyd	Reid	Mataele	Marks	Phillips	Davis	McKinney
USC	Tafua	Tafuna	Carlton	Reid	Lloyd	Sewell	Mataele	Marks	Phillips	Davis	Latu
Arizona St.	Tafua	Tafuna	Carlton	Fillinger	Lloyd	Reid	Mataele	Marks	Phillips	Davis	McKinney
Oregon St.	Tafua	Tafuna	Vimahi	Fillinger	Lloyd	Sewell	Reid	Marks	Phillips	Davis	McKinney
UCLA	Tafua	Tafuna	H. Pututau	Fillinger	Reid	Sewell	Furey	Marks	Phillips	Davis	McKinney
Stanford	Tafua	Tafuna	H. Pututau	Fillinger	Lloyd	Sewell	H. Bishop	Vaughn	Phillips	Davis	McKinney
Arizona	Tafua	Tafuna	H. Pututau	Fillinger	Lloyd	Sewell	Bishop	Marks	Phillips	Davis	McKinney
Oregon	Tafua	Tafuna	Vimahi	Fillinger	Lloyd	Sewell	Bishop	Vaughn	Phillips	Davis	McKinney
Colorado	--	--	--	--	--	--	--	--	--	--	--

SEASON RESULTS (8-3, 7-1 PAC-12)

Date	Opponent	Location	Attendance	Result
Thurs., Sept. 2	Weber State	Salt Lake City, Utah	51,511	W, 40-17
Sat., Sept. 11	BYU	Provo, Utah	63,470	L, 26-17
Sat., Sept. 18	San Diego State	Carson, Calif.	11,090	L, 33-31 (3 OT)
Sat., Sept. 25	Washington State	Salt Lake City, Utah	51,483	W, 24-13
Sat., Oct. 9	USC	Los Angeles, Calif.	54,088	W, 42-26
Sat., Oct. 16	#18 Arizona State	Salt Lake City, Utah	51,725	W, 35-21
Sat., Oct. 23	Oregon State	Corvallis, Ore.	30,203	L, 42-34
Sat., Oct. 30	UCLA	Salt Lake City, Utah	51,922	W, 44-24
Fri., Nov. 5	Stanford	Stanford, Calif.	26,410	W, 52-7
Sat., Nov. 13	Arizona	Tucson, Ariz.	32,008	W, 38-29
Sat., Nov. 20	#3 Oregon	Salt Lake City, Utah	52,724	W, 38-7
Fri., Nov. 26	Colorado	Salt Lake City, Utah	--	--

PARTICIPATION

No.	Name	2021 GP/GS	WEBST	BYU	SDSU	WSU	USC	ASU	OSU	UCLA	STAN	ARZ	UO	COLO	CAREER GP/GS
37	Aden, Faysal	1/0	P	-	-	-	-	-	-	-	-	-	-	-	1/0
16	Barnes, Bryson	1/0	P	-	-	-	-	-	-	-	-	-	-	-	1/0
2	Bernard, Micah	11/4	S	S	S	S	P	P	P	P	P	P	P	-	20/4
51	Bills, Keaton	9/5	P	P	P	-	S	S	P	-	-	P	S	-	16/9
6	Bishop, Cole	7/3	P	-	-	P	-	P	P	-	S	S	S	-	7/3
4	Broughton, JaTravis	2/2	S	S	-	-	-	-	-	-	-	S	S	-	21/7
10	Calvert, Ethan	1/0	P	-	-	-	-	-	-	-	-	-	-	-	1/0
34	Calvert, Josh	1/0	P	-	-	-	-	-	-	-	P	-	-	-	1/0
44	Carlton, Xavier	10/2	P	P	P	P	S	S	P	P	P	P	-	-	14/2
11	Cope, Makai	2/0	P	-	-	-	-	-	-	-	-	-	-	-	2/0
18	Covey, Britain	11/6	P	P	P	S	P	S	S	P	S	S	S	-	44/23
0	Curry, Chris	8/0	P	P	-	P	P	P	P	P	P	P	P	-	35/5*
71	Daniels, Braeden	11/11	S	S	S	S	S	S	S	S	S	S	S	-	32/26
9	Davis, Vonte	11/11	S	S	S	S	S	S	S	S	S	S	S	-	44/16
25	Dixon, Jaylen	8/0	P	P	P	P	-	P	P	P	P	P	P	-	36/9
83	Elliss, Jonah	11/0	S	-	-	P	P	P	P	P	P	P	P	-	11/0
21	Enis, Solomon	8/4	S	S	S	P	-	-	P	-	S	P	P	-	41/13
72	Felix-Fualalo, Luke	5/0	-	-	-	-	P	-	-	P	P	P	P	-	9/0
7	Fillinger, Van	11/10	S	S	S	S	S	S	S	S	S	S	S	-	16/10
55	Ford, Nick	11/11	S	S	S	S	S	S	S	S	S	S	S	-	41/37
89	Fotheringham, Cole	11/7	P	S	P	P	S	S	S	S	S	S	S	-	44/35
54	Furey, Hayden	11/3	S	-	-	P	-	P	P	P	P	P	P	-	19/3
74	Garcia, Jaxon	3/0	-	-	-	-	-	-	-	-	P	P	P	-	3/0
57	Greep, JT	6/0	-	-	-	-	-	P	P	P	P	P	P	-	6/0
79	Harrison, Alex	2/0	P	P	-	-	-	-	-	-	-	-	-	-	2/0
1	Howard, Theo	10/4	S	S	S	S	P	P	P	P	-	P	P	-	54/28*
3	Jackson, JaQuinden	3/0	-	-	-	P	-	-	-	-	P	-	-	-	3/0
90	Kaufusi, Devin	11/2	P	P	S	P	P	P	P	P	P	P	P	-	41/4*
59	Kaumatule, Falcon	8/0	-	-	-	-	P	-	P	P	P	P	P	-	9/0
86	Kincaid, Dalton	11/10	S	S	S	P	S	S	S	S	S	S	S	-	40/14*
80	Kuithe, Brant	11/7	P	P	P	P	S	S	S	S	P	P	P	-	44/21
13	Latu, Kamo'i	11/1	P	P	P	P	S	S	S	S	P	P	P	-	16/1
78	Laumea, Sataoa	10/10	-	S	S	S	S	S	S	P	S	S	S	-	16/14
0	Lloyd, Devin	11/10	S	S	S	-	S	S	S	P	S	S	S	-	44/29
70	Lotulelei, Hunter	1/0	-	-	-	P	P	-	-	-	-	-	-	-	1/0
22	Lowe, Aaron	4/0	P	P	P	P	-	-	P	-	-	-	-	-	20/0
39	Ludwig, Joe	7/0	-	-	-	-	P	-	P	P	P	P	P	-	20/0*
53	Maea, Jonny	4/0	-	-	P	P	P	-	P	-	-	-	-	-	14/1
54	Maile, Paul	5/4	S	-	-	-	-	-	-	S	S	-	-	-	18/4
93	Markgraf, Keegan	6/0	P	P	P	P	P	P	-	-	S	-	-	-	39/0
23	Marks, Faybian	10/7	P	P	P	P	S	S	P	P	P	P	-	-	15/7
55	Mata'afa, Andrew	10/0	P	P	P	P	P	P	P	-	P	-	-	-	22/0
15	Mataele, Malone	8/4	P	P	S	S	P	S	-	-	-	P	P	-	23/6
13	McClain, Munir	1/0	P	-	-	-	-	-	-	-	-	-	-	-	6/0*
28	McKinney, Brandon	11/10	S	S	S	S	P	S	S	S	S	S	S	-	55/10*
98	Moala, Viane	3/3	S	S	S	-	-	-	-	-	-	-	-	-	45/14*
62	Mokofofi, Michael	3/0	-	-	-	-	-	-	-	P	P	-	P	-	3/0
40	Niumatalolo, Ali'i	10/0	P	P	P	P	P	P	P	P	P	P	P	-	43/0
67	Noyes, Jordan	10/0	P	P	P	P	P	P	P	P	P	P	P	-	15/0
77	Olaseni, Bamidele	11/8	S	P	S	P	P	S	S	S	S	S	S	-	18/9
81	O'Toole, Connor	11/0	P	P	P	P	P	P	P	P	P	P	P	-	11/0
10	Parks, Money	9/1	-	-	-	-	-	-	P	P	P	P	P	-	10/1
33	Peasley, Cameron	8/0	P	P	P	P	P	P	P	-	-	-	P	-	8/0
75	Pepa, Simote	3/0	-	-	-	-	-	-	-	-	-	-	-	-	3/0
8	Phillips, Clark	11/11	S	S	S	S	S	S	S	-	S	-	S	-	16/16
31	Pleasant-Johnson, L.	5/0	-	-	-	-	-	-	-	-	P	P	P	-	5/0
5	Pledger, TJ	11/3	P	-	-	-	-	S	P	-	P	S	P	-	41/8*
50	Pututau, Fua	3/0	-	-	-	-	-	-	-	-	-	-	-	-	4/0
41	Pututau, Hauati	11/5	S	S	P	P	P	P	P	S	S	S	P	-	54/9
99	Pututau, Tennessee	6/0	P	P	-	-	P	-	-	-	-	-	-	-	11/2
97	Redding, Jadon	9/0	P	P	P	-	-	-	P	P	P	P	P	-	28/0
19	Reeves, Bryson	5/0	P	-	-	-	-	-	P	P	P	P	P	-	5/0
32	Reid, Karene	8/5	P	-	-	P	S	S	P	P	P	P	P	-	8/5
14	Renfro, Ben	8/0	-	-	-	-	P	P	P	P	P	P	P	-	9/0
37	Reynolds, Trey	11/0	P	P	P	P	P	S	S	S	S	S	P	-	11/0
7	Rising, Cameron	10/8	P	-	-	-	S	S	S	S	S	S	S	-	11/9
26	Rowan, Kyrese	10/0	P	P	P	-	-	-	P	P	P	P	P	-	15/0
5	Savage, Caine	9/0	-	-	-	P	P	-	-	-	-	-	P	-	12/0
1	Sewell, Nephi	10/9	S	S	S	-	S	P	S	S	S	S	S	-	41/34*
24	Stewart, Darrin	3/0	-	-	-	-	-	-	-	-	-	-	-	-	3/0
47	Suguturaga, Miki	6/0	P	P	-	-	P	-	-	-	P	-	-	-	10/0
42	Tafua, Mika	11/11	S	S	S	S	S	S	S	S	S	S	S	-	41/35
58	Tafuna, Junior	10/8	-	P	S	S	S	S	S	S	S	S	S	-	10/8
9	Thomas, Tavion	10/4	P	P	P	P	-	P	S	S	S	-	S	-	24/4*
73	Togia, Tanoa	1/0	P	-	-	-	-	-	-	-	-	-	-	-	1/0
16	Vaughn, Zemaiah	11/2	P	P	P	P	P	P	P	P	S	P	S	-	15/2
17	Vele, Devaughn	10/5	P	P	-	-	-	S	S	S	P	S	-	-	19/6
95	Vimahi, Alik	7/2	-	-	-	-	P	P	S	P	P	S	S	-	7/2
24	Vincent, Charlie	5/0	P	-	-	-	-	P	-	-	-	P	P	-	9/0
61	Williams, Michael	11/0	-	P	P	P	P	P	P	P	-	P	P	-	11/0
76	Williams, Zereoue	2/0	P	-	-	-	-	-	-	-	P	-	-	-	2/0
87	Yassmin, Thomas	10/0	P	P	P	P	P	P	P	P	P	P	-	-	26/0
33	Young-Smith, Tyrone	7/0	-	P	-	-	P	P	P	-	P	P	-	-	33/0

P - participated; S - started

*Includes games played at previous Division I school

TEAM SEASON STATISTICS

Team Statistics

	UTAH	OPP
Scoring	395	245
Points per game	35.9	22.3
Points Off Turnovers	55	27
First Downs	271	209
Rushing	122	85
Passing	120	107
Penalty	29	17
Rushing Yardage	2353	1423
Yards gained rushing	2539	1750
Yards lost rushing	186	327
Rushing attempts	416	377
Average per rush	5.7	3.8
Average per game	213.9	129.4
TDs Rushing	31	10
Passing Yardage	2414	2308
Comp-Att-Int	206-330-5	220-360-7
Average per pass	7.3	6.4
Average per catch	11.7	10.5
Average per game	219.5	209.8
TDs Passing	17	16
Total offense	4767	3731
Total plays	746	737
Average per play	6.4	5.1
Average per game	433.4	339.2
Kick returns: #-Yards	5-113	29-677
Punt returns: #-Yards	23-411	10-65
Int returns: #-Yards	7-112	5-81
Kick return average	22.6	23.3
Punt return average	17.9	6.5
Int return average	16.0	16.2
Fumbles-Lost	18-6	10-5
Penalties-Yards	50-473	84-742
Average per game	43.0	67.5
Punts-Yards	34-1300	49-2256
Average per punt	38.2	46.0
Net punt average	34.7	36.6
Kickoffs-Yards	71-4311	51-3173
Average per kick	60.7	62.2
Net kick average	37.9	38.2
Time of possession / game	30:05	29:49
3rd-down conversion	65/133	59/161
3rd-down pct	49%	37%
4rd-down conversion	6/15	15/27

INDIVIDUAL SEASON STATISTICS

Rushing

Player	gp	att	gain	loss	net	avg	td	lg	avg/g
Tavion Thomas	10	143	851	15	836	5.8	17	58	83.6
T.J. Pledger	11	79	558	10	548	6.9	5	96	49.8
Micah Bernard	11	78	482	28	454	5.8	2	50	41.3
Cameron Rising	10	50	372	43	329	6.6	5	31	32.9
Chris Curry	8	16	72	1	71	4.4	0	11	8.9
Charlie Brewer	3	12	53	37	16	1.3	0	19	5.3
Britain Covey	11	10	88	3	85	8.5	0	20	7.7
Ja'Quinden Jackson	3	6	31	1	30	5.0	1	10	10.0
Brant Kuithe	11	3	11	6	5	1.7	1	11	0.5
Jaylen Dixon	8	2	17	0	17	8.5	0	16	2.1
Thomas Yassmin	10	1	0	1	-1	-1.0	0	0	-0.1
Dalton Kincaid	11	1	4	0	4	4.0	0	4	0.4
Team	11	15	0	41	-41	-2.7	0	0	-3.7
Total	11	416	2539	186	2353	5.7	31	96	213.9
Opponents	11	377	1750	327	1423	3.8	10	68	129.4

Passing

Player	gp	effic	comp-att-int	pct	yds	td	lg	avg/g
Cameron Rising	10	144.4	158-251-2	62.9	1930	14	49	193.0
Charlie Brewer	3	117.2	48-79-3	60.8	484	3	37	161.3
Total	11	137.8	206-330-5	62.4	2414	17	49	219.5
Opponents	11	125.7	220-360-7	61.1	2308	16	59	209.8

Receiving

Player	gp	no.	yds	avg	td	lg	avg/g
Brant Kuithe	11	41	487	11.9	5	49	44.3
Britain Covey	11	39	336	8.6	1	29	30.5
Dalton Kincaid	11	25	349	14.0	5	43	31.7
Micah Bernard	11	22	231	10.5	1	28	21.0
Solomon Enis	8	19	209	11.0	1	24	26.1
Devaughn Vele	11	19	346	18.2	1	45	31.5
Cole Fotheringham	11	13	109	8.4	0	13	9.9
T.J. Pledger	11	10	107	10.7	0	43	9.7
Theo Howard	10	9	134	14.9	1	42	13.4
Jaylen Dixon	8	5	76	15.2	1	29	9.5
Thomas Yassmin	10	1	6	6.0	0	6	0.6
Tavion Thomas	10	1	7	7.0	0	7	0.7
Money Parks	9	1	12	12.0	1	12	1.3
Connor O'Toole	11	1	5	5.0	0	5	0.5
Total	11	206	2414	11.7	17	49	219.5
Opponents	11	220	2308	10.5	16	59	209.8

Punt Returns

Player	no.	yds	avg	td	lg
Britain Covey	22	384	17.5	2	80
Devaughn Vele	1	27	27.0	0	27
Total	23	411	17.9	2	80
Opponents	10	65	6.5	2	27

Interceptions

Player	no.	yds	avg	td	lg
Devin Lloyd	3	2	0.7	1	2
Nephi Sewell	1	13	13.0	0	13
Vonte Davis	1	30	30.0	0	30
Clark Phillips	1	54	54.0	1	54
Karene Reid	1	13	13.0	0	13
Total	7	112	16.0	2	54
Opponents	5	81	16.2	0	37

Kick Returns

Player	no.	yds	avg	td	lg
Britain Covey	3	84	28.0	0	34
Chris Curry	2	29	14.5	0	15
Total	5	113	22.6	0	34
Opponents	29	677	23.3	2	100

Fumble Returns

Player	no.	yds	avg	td	lg
Total	0	0	0.0	0	0
Opponents	0	0	0.0	0	0

INDIVIDUAL SEASON STATISTICS

Scoring

			PAT						
Player	td	fg	kick	rush	rcv	pass	dxp	saf	pts
Tavion Thomas	17	-	-	-	-	-	-	-	102
Jadon Redding	-	8-11	28-30	-	-	-	-	-	52
Brant Kuithe	6	-	-	-	-	-	-	-	36
T.J. Pledger	5	-	-	-	-	-	-	-	30
Cameron Rising	5	-	-	-	-	1	-	-	30
Dalton Kincaid	5	-	-	-	-	-	-	-	30
Jordan Noyes	-	2-4	21-21	-	-	-	-	-	27
Micah Bernard	3	-	-	-	-	-	-	-	18
Britain Covey	3	-	-	-	-	-	-	-	18
Solomon Enis	1	-	-	-	1	-	-	-	8
Devaughn Vele	1	-	-	-	-	-	-	-	6
Devin Lloyd	1	-	-	-	-	-	-	-	6
Jaylen Dixon	1	-	-	-	-	-	-	-	6
Theo Howard	1	-	-	-	-	-	-	-	6
Money Parks	1	-	-	-	-	-	-	-	6
Clark Phillips	1	-	-	-	-	-	-	-	6
Ja'Quinden Jackson	1	-	-	-	-	-	-	-	6
Total	52	10-15	49-51	0	1	1	0	1	395
Opponents	30	11-19	26-27	0	3	3	0	0	245

Field Goals

Player	fg	pct.	01-19	20-29	30-39	40-49	50-99	lg	blk
Jadon Redding	8-11	72.7	0-0	4-4	2-4	2-3	0-0	47	0
Jordan Noyes	2-4	50.0	0-0	1-1	1-1	0-1	0-1	33	0
Opponents	11-19	57.9	0-0	6-6	3-6	0-2	2-5	57	2

FG Sequence

Team Name	Utah	Opponents
Weber St.	(25),(31)	(25),51
BYU	49,(47)	(37),(21)
San Diego St.		(51)
Southern California		(28)
Arizona St.		51
UCLA		(28),55
Oregon		36

Numbers in (parentheses) indicate field goal was made

Total Offense

Player	g	plays	rush	pass	total	avg/g
Cameron Rising	10	301	329	1930	2259	225.9
Tavion Thomas	10	143	836	0	836	83.6
T.J. Pledger	11	79	548	0	548	49.8
Charlie Brewer	3	91	16	484	500	166.7
Micah Bernard	11	78	454	0	454	41.3
Britain Covey	11	10	85	0	85	7.7
Chris Curry	8	16	71	0	71	8.9
Ja'Quinden Jackson	3	6	30	0	30	10.0
Jaylen Dixon	8	2	17	0	17	2.1
Brant Kuithe	11	3	5	0	5	0.5
Dalton Kincaid	11	1	4	0	4	0.4
Thomas Yassmin	10	1	-1	0	-1	-0.1
Team	11	0	-41	0	-41	-3.7
Total	11	746	2353	2414	4767	433.4
Opponents	11	737	1423	2308	3731	339.2

Punting

Player	no.	yds	avg	lg	tb	fc	i20	50+	blk
Cameron Peasley	24	987	41.1	59	1	7	6	3	0
Michael Williams	5	197	39.4	46	0	3	1	0	0
Cameron Rising	2	78	39.0	43	0	0	2	0	0
Team	3	38	12.7	0	0	0	0	0	3
Total	34	1300	38.2	59	1	10	9	3	3
Opponents	49	2256	46.0	71	3	12	12	16	0

Kickoffs

Player	no.	yds	avg	tb	ob	retn	net	ydl
Jordan Noyes	51	3155	61.9	26	2			
Jadon Redding	20	1156	57.8	10	0			
Total	71	4311	60.7	36	2	29	37.9	27
Opponents	51	3173	62.2	42	2	6	38.2	26

INDIVIDUAL SEASON STATISTICS

All Purpose

Player	g	rush	rcv	pr	kr	ir	total	avg/g
Britain Covey	11	85	336	384	84	0	889	80.8
Tavion Thomas	10	836	7	0	0	0	843	84.3
Micah Bernard	11	454	231	0	0	0	685	62.3
T.J. Pledger	11	548	107	0	0	0	655	59.5
Brant Kuithe	11	5	487	0	0	0	492	44.7
Devaughn Vele	11	0	346	27	0	0	373	33.9
Dalton Kincaid	11	4	349	0	0	0	353	32.1
Cameron Rising	10	329	0	0	0	0	329	32.9
Solomon Enis	8	0	209	0	0	0	209	26.1
Theo Howard	10	0	134	0	0	0	134	13.4
Cole Fotheringham	11	0	109	0	0	0	109	9.9
Chris Curry	8	71	0	0	29	0	100	12.5
Jaylen Dixon	8	17	76	0	0	0	93	11.6
Clark Phillips	11	0	0	0	0	54	54	4.9
Vonte Davis	11	0	0	0	0	30	30	2.7
Ja'Quinden Jackson	3	30	0	0	0	0	30	10.0
Charlie Brewer	3	16	0	0	0	0	16	5.3
Nephi Sewell	10	0	0	0	0	13	13	1.3
Karene Reid	8	0	0	0	0	13	13	1.6
Money Parks	9	0	12	0	0	0	12	1.3
Thomas Yassmin	10	-1	6	0	0	0	5	0.5
Connor O'Toole	11	0	5	0	0	0	5	0.5
Devin Lloyd	11	0	0	0	0	2	2	0.2
Team	11	-41	0	0	0	0	-41	-3.7
Total	11	2353	2414	411	113	112	5403	491.2
Opponents	11	1423	2308	65	677	81	4554	414.0

DEFENSIVE SEASON STATISTICS

Team Defense

			Tackles				Sacks	Pass defense			Fumbles	blkd		
##	Player	gp	ua	a	tot	tfl/yds	no-yds	int-yds	brup	qbh	fr-yds	ff	kick	saf
0	Devin Lloyd	11	51	39	90	21-89	7-52	3-2	6	1	1-0	.	.	.
1	Nephi Sewell	10	41	26	67	5.5-7	.	1-13	.	.	.	1	.	.
28	Brandon McKinney	11	32	24	56	4-20	1-6	.	2	1	.	1	.	.
8	Clark Phillips	11	39	15	54	1-2	.	1-54	9	.	.	1	.	.
9	Vonte Davis	11	41	10	51	0.5-1	.	1-30	.	.	.	1	.	.
32	Karene Reid	8	21	23	44	2-7	1-6	1-13	1	1
42	Mika Tafua	11	26	17	43	12-76	8.5-69	.	2	4	1-0	1	.	.
7	Van Fillingner	11	17	16	33	7-27	4-22	.	.	3
6	Cole Bishop	7	18	13	31	6-23	2-11	.	4	.	.	.	1	.
58	Junior Tafuna	10	17	10	27	5.5-31	4.5-30	.	1	.	1-0	.	.	.
23	Faybian Marks	10	20	5	25	.	.	.	2
16	Zemaiah Vaughn	11	19	3	22	2-4	0.5-1	.	3
15	Malone Mataele	8	13	8	21	2.5-4	.	.	1
13	Kamo'i Latu	11	11	8	19	.	.	.	3
44	Xavier Carlton	10	9	9	18	4-11	1-5	.	1	1
41	Hauati Pututau	11	11	3	14	4-20	2.5-18	.	2
90	Devin Kaufusi	11	4	8	12	1.5-2	.	.	1	1	.	.	1	.
54	Hayden Furey	11	8	3	11	2-5
95	Aliki Vimahi	7	7	3	10	1-3	1-3	.	3	1
83	Jonah Elliss	11	4	5	9	2-0	.	.	.
4	JaTravis Broughton	2	7	2	9	1-2	.	.	3
81	Connor O'Toole	11	4	5	9
55	Andrew Mata'afa	10	4	1	5	.	.	.	1
37	Trey Reynolds	11	2	2	4
98	Viane Moala	3	1	3	4	.	.	.	1
99	Tennessee Pututau	6	1	2	3
47	Miki Suguturaga	6	2	1	3	1-3	1-3	1	.	.
22	Aaron Lowe	4	2	1	3
26	Kyrese Rowan	10	3	.	3
87	Thomas Yassmin	10	2	1	3
19	Bryson Reeves	5	.	2	2
17	Devaughn Vele	11	1	1	2
5	Caine Savage	7	2	.	2
31	LaCarea Pleasant-Johnson	5	1	1	2
86	Dalton Kincaid	11	1	.	1
18	Britain Covey	11	1	.	1
2	Micah Bernard	11	.	1	1
50	Fua Pututau	3	.	1	1	0.5-1	.	.	1
71	Braeden Daniels	11	.	1	1
12	Charlie Brewer	3	1	.	1
33	Cameron Peasley	8	.	1	1

TEAM GAME-BY-GAME

Date	Opponent	Rushing				Receiving				Passing				Kick Returns				Punt Returns				tot off
		no.	yds	td	lg	no.	yds	td	lg	cmp-att-int	yds	td	lg	no.	yds	td	lg	no.	yds	td	lg	
09/02/2021	Weber St.	31	188	2	20	21	262	3	35	21-29-1	262	3	35	0	0	0	0	3	39	0	34	450
09/11/2021	at BYU	25	193	1	50	15	147	1	37	15-26-1	147	1	37	1	14	0	14	2	62	0	35	340
09/18/2021	at San Diego St.	31	70	0	24	33	257	3	25	33-58-1	257	3	25	1	25	0	25	6	132	1	80	327
09/25/2021	Washington St.	33	213	2	59	13	137	0	27	13-23-0	137	0	27	1	15	0	15	2	31	0	19	350
10/09/2021	at Southern California	35	180	3	43	22	306	3	42	22-28-0	306	3	42	0	0	0	0	1	1	0	1	486
10/16/2021	Arizona St.	36	208	3	23	21	247	2	23	21-33-2	247	2	23	0	0	0	0	1	10	0	10	455
10/23/2021	at Oregon St.	41	188	2	21	22	267	2	45	22-36-0	267	2	45	0	0	0	0	0	0	0	0	455
10/30/2021	UCLA	44	290	5	30	17	179	1	24	17-27-0	179	1	24	0	0	0	0	1	6	0	6	469
11/05/2021	at Stanford	46	441	6	96	13	140	0	28	13-22-0	140	0	28	0	0	0	0	4	42	0	16	581
11/13/2021	at Arizona	44	174	3	15	19	294	2	43	19-30-0	294	2	43	0	0	0	0	1	-2	0	0	468
11/20/2021	Oregon	50	208	4	17	10	178	0	49	10-18-0	178	0	49	2	59	0	34	2	90	1	78	386
Utah		416	2353	31	96	206	2414	17	49	206-330-5	2414	17	49	5	113	0	34	23	411	2	80	4767
Opponents		377	1423	10	68	220	2308	16	59	220-360-7	2308	16	59	29	677	2	100	10	65	2	27	3731

Utah Averages

Games	Avg/ rush	Avg/ catch	Pass effc	KR avg	PR avg	All purpose avg/game	Total offense avg/game
11	5.7	11.7	137.8	22.6	17.9	491.2	433.4

		Tackles				Sacks	Fumble		Pass Defense			blkd	PAT attempts			off		
Date	Opponent	ua	a	total	tfl-yds	no-yds	ff	fr-yds	int-yds	qbh	brup	kick	kick	rush	rcv	saf	t/o	pts
09/02/2021	Weber St.	42	26	68	7.0-30	3-20	1	1-0	1-0	0	3	0	4-5	0	0	0	13	40
09/11/2021	at BYU	36	44	80	6.0-11	0-0	1	0-0	0-0	1	4	0	2-2	0	0	0	0	17
09/18/2021	at San Diego St.	41	34	75	7.0-20	1-6	0	1-0	0-0	4	3	0	2-3	0	1	0	0	31
09/25/2021	Washington St.	50	22	72	13.0-65	8-59	0	0-0	3-67	0	4	0	3-3	0	0	0	7	24
10/09/2021	at Southern California	45	28	73	5.0-20	2-13	0	0-0	1-30	0	10	0	6-6	0	0	0	7	42
10/16/2021	Arizona St.	42	14	56	7.0-48	5-40	1	1-0	0-0	0	3	1	5-5	0	0	0	0	35
10/23/2021	at Oregon St.	30	32	62	5.0-23	2-17	2	1-0	0-0	2	1	0	4-4	0	0	0	7	34
10/30/2021	UCLA	45	26	71	6.0-19	2-14	0	0-0	1-13	0	7	0	6-6	0	0	1	7	44
11/05/2021	at Stanford	40	18	58	15.0-40	5-19	1	1-0	1-2	3	4	0	7-7	0	0	0	14	52
11/13/2021	at Arizona	41	16	57	7.0-29	3-16	0	0-0	0-0	3	4	0	5-5	0	0	0	0	38
11/20/2021	Oregon	34	14	48	6.0-33	3-22	0	0-0	0-0	0	4	1	5-5	0	0	0	0	38
Utah		446	274	720	84.0-338	34-226	6	5-0	7-112	13	47	2	49-51	0	1	1	55	395
Opponents		389	342	731	42.0-141	11-70	8	6-0	5-81	25	42	3	26-27	0	3	0	27	245

		Punting									Field Goals			Kickoffs				
Date	Opponent	no.	yds	avg	long	blkd	tb	fc	50+	i20	md-att	long	blkd	no.	yds	avg	tb	ob
09/02/2021	Weber St.	2	87	43.5	50	0	0	1	1	0	2-2	31	0	9	515	57.2	4	0
09/11/2021	at BYU	2	95	47.5	49	0	0	1	0	1	1-2	47	0	4	260	65.0	4	0
09/18/2021	at San Diego St.	9	361	40.1	48	1	0	1	0	1	1-2	43	0	5	295	59.0	0	0
09/25/2021	Washington St.	3	143	47.7	59	0	1	1	2	1	1-2	28	0	5	325	65.0	5	0
10/09/2021	at Southern California	5	188	37.6	45	0	0	1	0	2	0-0	0	0	7	428	61.1	2	0
10/16/2021	Arizona St.	3	118	39.3	43	0	0	1	0	0	0-0	0	0	6	388	64.7	4	0
10/23/2021	at Oregon St.	1	0	0.0	0	1	0	0	0	0	2-3	33	0	7	398	56.9	4	0
10/30/2021	UCLA	2	78	39.0	43	0	0	0	0	2	0-1	0	0	7	450	64.3	4	0
11/05/2021	at Stanford	1	39	39.0	39	0	0	1	0	0	1-1	29	0	8	444	55.5	2	1
11/13/2021	at Arizona	4	122	30.5	46	1	0	1	0	1	1-1	30	0	7	423	60.4	3	1
11/20/2021	Oregon	2	69	34.5	36	0	0	2	0	1	1-1	26	0	6	385	64.2	4	0
Utah		34	1300	38.2	59	3	1	10	3	9	10-15	47	0	71	4311	60.7	36	2
Opponents		49	2256	46.0	71	0	3	12	16	12	11-19	57	2	51	3173	62.2	42	2

OPPONENT GAME-BY-GAME

Date	Opponent	Rushing				Receiving				Passing				Kick Returns				Punt Returns				tot off
		no.	yds	td	lg	no.	yds	td	lg	cmp-att-int	yds	td	lg	no.	yds	td	lg	no.	yds	td	lg	
09/02/2021	Weber St.	30	57	0	21	21	213	1	36	21-33-1	213	1	36	4	148	1	100	1	17	0	17	270
09/11/2021	at BYU	46	224	0	23	18	149	3	33	18-30-0	149	3	33	0	0	0	0	1	4	0	4	373
09/18/2021	at San Diego St.	45	204	2	54	10	44	1	15	10-19-0	44	1	15	5	168	1	100	3	11	0	7	248
09/25/2021	Washington St.	37	70	0	24	25	248	1	26	25-38-3	248	1	26	0	0	0	0	1	5	0	5	318
10/09/2021	at Southern California	25	92	1	28	33	401	2	41	33-53-1	401	2	41	5	80	0	21	2	-3	0	1	493
10/16/2021	Arizona St.	34	123	1	16	20	237	2	59	20-31-0	237	2	59	1	14	0	14	1	4	0	4	360
10/23/2021	at Oregon St.	41	260	3	68	14	208	2	54	14-19-0	208	2	54	2	42	0	22	0	27	1	27	468
10/30/2021	UCLA	35	146	1	30	27	265	2	41	27-44-1	265	2	41	2	28	0	17	0	0	0	0	411
11/05/2021	at Stanford	31	82	1	32	15	85	0	27	15-23-1	85	0	27	5	106	0	33	0	0	0	0	167
11/13/2021	at Arizona	30	102	1	43	20	227	1	45	20-35-0	227	1	45	3	33	0	18	1	0	1	3	329
11/20/2021	Oregon	23	63	0	13	17	231	1	50	17-35-0	231	1	50	2	58	0	35	0	0	0	0	294
Opponents		377	1423	10	68	220	2308	16	59	220-360-7	2308	16	59	29	677	2	100	10	65	2	27	3731
Utah		416	2353	31	96	206	2414	17	49	206-330-5	2414	17	49	5	113	0	34	23	411	2	80	4767

Opponents Averages

Games	Avg/ rush	Avg/ catch	Pass effc	KR avg	PR avg	All purpose avg/game	Total offense avg/game
11	3.8	10.5	125.7	23.3	6.5	414.0	339.2

Date	Opponent	Tackles				Sacks no-yds	Fumble		Pass Defense			blkd kick	PAT attempts			off		
		ua	a	total	tfl-yds		ff	fr-yds	int-yds	qbh	brup		kick	rush	rcv	saf	t/o	pts
09/02/2021	Weber St.	37	26	63	4.0-15	1-10	1	1-0	1-37	0	2	0	2-2	0	0	0	3	17
09/11/2021	at BYU	22	30	52	5.0-18	2-8	1	1-0	1-4	2	6	0	2-3	0	0	0	3	26
09/18/2021	at San Diego St.	41	40	81	8.0-32	3-18	0	0-0	1-34	11	8	1	4-4	0	1	0	7	33
09/25/2021	Washington St.	39	14	53	4.0-17	1-9	5	3-0	0-0	0	1	0	1-1	0	0	0	7	13
10/09/2021	at Southern California	31	36	67	5.0-7	2-3	0	0-0	0-0	0	3	0	1-1	0	2	0	0	26
10/16/2021	Arizona St.	38	20	58	3.0-5	0-0	0	0-0	2-6	1	4	0	3-3	0	0	0	7	21
10/23/2021	at Oregon St.	27	56	83	4.0-14	0-0	1	0-0	0-0	6	5	1	6-6	0	0	0	0	42
10/30/2021	UCLA	36	30	66	1.0-4	0-0	0	0-0	0-0	0	3	0	3-3	0	0	0	0	24
11/05/2021	at Stanford	43	22	65	2.0-2	0-0	0	1-0	0-0	2	4	0	1-1	0	0	0	0	7
11/13/2021	at Arizona	40	26	66	5.0-15	1-10	0	0-0	0-0	3	1	1	2-2	0	0	0	0	29
11/20/2021	Oregon	35	42	77	1.0-12	1-12	0	0-0	0-0	0	5	0	1-1	0	0	0	0	7
Opponents		389	342	731	42.0-141	11-70	8	6-0	5-81	25	42	3	26-27	0	3	0	27	245
Utah		446	274	720	84.0-338	34-226	6	5-0	7-112	13	47	2	49-51	0	1	1	55	395

Date	Opponent	Punting										Field Goals			Kickoffs			
		no.	yds	avg	long	blkd	tb	fc	50+	i20	md-att	long	blkd	no.	yds	avg	tb	ob
09/02/2021	Weber St.	5	203	40.6	45	0	0	2	0	0	1-2	25	0	4	260	65.0	4	0
09/11/2021	at BYU	5	266	53.2	68	0	2	0	4	1	2-2	37	0	6	384	64.0	5	0
09/18/2021	at San Diego St.	9	463	51.4	64	0	0	1	4	3	1-3	51	0	5	324	64.8	4	0
09/25/2021	Washington St.	4	200	50.0	59	0	1	1	2	1	2-2	39	0	3	189	63.0	2	0
10/09/2021	at Southern California	5	231	46.2	71	0	0	3	1	3	1-2	28	0	5	226	45.2	3	1
10/16/2021	Arizona St.	5	176	35.2	58	0	0	4	1	1	0-1	0	1	4	260	65.0	4	0
10/23/2021	at Oregon St.	2	92	46.0	55	0	0	0	1	1	0-0	0	0	7	455	65.0	7	0
10/30/2021	UCLA	2	75	37.5	44	0	0	0	0	0	1-2	28	0	6	363	60.5	5	0
11/05/2021	at Stanford	7	324	46.3	60	0	0	0	2	1	0-0	0	0	2	127	63.5	1	1
11/13/2021	at Arizona	2	96	48.0	52	0	0	1	1	0	3-3	57	0	7	455	65.0	7	0
11/20/2021	Oregon	3	130	43.3	46	0	0	0	0	1	0-2	0	1	2	130	65.0	0	0
Opponents		49	2256	46.0	71	0	3	12	16	12	11-19	57	2	51	3173	62.2	42	2
Utah		34	1300	38.2	59	3	1	10	3	9	10-15	47	0	71	4311	60.7	36	2

GAME-BY-GAME COMPARISON

Opponent	Score	Total	First Downs			Rushing	Passing		Total Offense	Return	Turn-
			Rush	Pass	Pen	Number-Yards	Comp-Att.-Int	Yards	Plays-Yards	Yards	Overs
Weber St.	40-17	28 / 14	10 / 4	15 / 10	3 / 0	31-188 / 30-57	21-29-1 / 21-33-1	262 / 213	60-450 / 63-270	39 / 202	2 / 2
BYU	17-26	15 / 21	7 / 15	5 / 5	3 / 1	25-193 / 46-224	15-26-1 / 18-30-0	147 / 149	51-340 / 76-373	76 / 8	2 / 0
San Diego St.	31-33	21 / 13	3 / 8	15 / 3	3 / 2	31-70 / 45-204	33-58-1 / 10-19-0	257 / 44	89-327 / 64-248	157 / 213	1 / 1
Washington St.	24-13	20 / 22	10 / 7	7 / 13	3 / 2	33-213 / 37-70	13-23-0 / 25-38-3	137 / 248	56-350 / 75-318	113 / 5	3 / 3
Southern California	42-26	23 / 28	7 / 5	13 / 22	3 / 1	35-180 / 25-92	22-28-0 / 33-53-1	306 / 401	63-486 / 78-493	31 / 77	0 / 1
Arizona St.	35-21	29 / 20	11 / 9	15 / 11	3 / 0	36-208 / 34-123	21-33-2 / 20-31-0	247 / 237	69-455 / 65-360	10 / 24	2 / 1
Oregon St.	34-42	28 / 22	11 / 13	12 / 8	5 / 1	41-188 / 41-260	22-36-0 / 14-19-0	267 / 208	77-455 / 60-468	0 / 69	0 / 1
UCLA	44-24	26 / 24	16 / 9	9 / 12	1 / 3	44-290 / 35-146	17-27-0 / 27-44-1	179 / 265	71-469 / 79-411	19 / 28	0 / 1
Stanford	52-7	31 / 11	23 / 4	7 / 6	1 / 1	46-441 / 31-82	13-22-0 / 15-23-1	140 / 85	68-581 / 54-167	44 / 106	1 / 2
Arizona	38-29	26 / 16	9 / 3	14 / 9	3 / 4	44-174 / 30-102	19-30-0 / 20-35-0	294 / 227	74-468 / 65-329	-2 / 33	0 / 0
Oregon	38-7	24 / 18	15 / 8	8 / 8	1 / 2	50-208 / 23-63	10-18-0 / 17-35-0	178 / 231	68-386 / 58-294	149 / 58	0 / 0
Totals	395-245	271 / 209	122 / 85	120 / 107	29 / 17	416-2353 / 377-1423	206-330-5 / 220-360-7	2414 / 2308	746-4767 / 737-3731	636 / 823	11 / 12

Opponents	3rd Down Conversion	4th Down Conversion	Time of Possession	TOP Margin	Avg Yds/Rush	Avg Yds/Pass	Avg Yds/Play	Punting Number-Avg	Penalties Number-Yards	Sacks
Weber St.	2-8 / 6-16	0-2 / 1-2	29:36 / 30:24	-00:48	6.1 / 1.9	9.0 / 6.5	7.5 / 4.3	2-43.5 / 5-40.6	3-30.0 / 11-98.0	3 / 1
BYU	2-9 / 11-19	0-2 / 1-1	24:34 / 35:26	-10:52	7.7 / 4.9	5.7 / 5.0	6.7 / 4.9	2-47.5 / 5-53.2	6-40.0 / 8-75.0	0 / 2
San Diego St.	7-22 / 3-15	1-2 / 0-0	30:19 / 29:41	00:38	2.3 / 4.5	4.4 / 2.3	3.7 / 3.9	9-40.1 / 9-51.4	6-51.0 / 5-49.0	1 / 3
Washington St.	3-8 / 4-15	0-0 / 2-5	23:07 / 36:53	-13:46	6.5 / 1.9	6.0 / 6.5	6.3 / 4.2	3-47.7 / 4-50.0	4-40.0 / 7-55.0	8 / 1
Southern California	5-11 / 5-14	1-1 / 1-2	28:50 / 31:10	-02:20	5.1 / 3.7	10.9 / 7.6	7.7 / 6.3	5-37.6 / 5-46.2	2-30.0 / 9-95.0	2 / 2
Arizona St.	7-11 / 4-12	1-1 / 1-1	31:37 / 28:23	03:14	5.8 / 3.6	7.5 / 7.6	6.6 / 5.5	3-39.3 / 5-35.2	5-45.0 / 13-115.0	5 / 0
Oregon St.	7-15 / 7-11	1-3 / 0-1	32:25 / 27:35	04:50	4.6 / 6.3	7.4 / 10.9	5.9 / 7.8	1-0.0 / 2-46.0	4-35.0 / 11-114.0	2 / 0
UCLA	8-12 / 4-16	0-1 / 7-9	30:47 / 28:08	02:39	6.6 / 4.2	6.6 / 6.0	6.6 / 5.2	2-39.0 / 2-37.5	5-53.0 / 7-45.0	2 / 0
Stanford	7-11 / 2-12	1-2 / 1-1	30:22 / 29:38	00:44	9.6 / 2.6	6.4 / 3.7	8.5 / 3.1	1-39.0 / 7-46.3	2-19.0 / 2-18.0	5 / 0
Arizona	6-12 / 7-17	1-1 / 1-3	33:51 / 26:09	07:42	4.0 / 3.4	9.8 / 6.5	6.3 / 5.1	4-30.5 / 2-48.0	8-85.0 / 5-33.0	3 / 1
Oregon	11-14 / 6-14	0-0 / 0-2	35:27 / 24:33	10:54	4.2 / 2.7	9.9 / 6.6	5.7 / 5.1	2-34.5 / 3-43.3	5-45.0 / 6-45.0	3 / 1
Totals	65-133 / 59-161	6-15 / 15-27	330:55 / 328:00	02:55	5.7 / 3.8	7.3 / 6.4	6.4 / 5.1	34-38.2 / 49-46.0	50-473.0 / 84-742.0	34 / 11

RED ZONE

Utah Inside Opponent Red-Zone

Date	Opponent	Score	Times In RZ	Times Scored	Total Pts	Rush TDs	Pass TDs	FGs Made	Failed to score inside RZ						
									FGA	Down	Int	Fumb	Half	Game	
09/02/2021	Weber St.	W 40-17	8	7	40	5	2	3	2	2	1	0	0	0	0
09/11/2021	at BYU	L 17-26	2	1	7	1	0	1	0	0	1	0	0	0	0
09/18/2021	at San Diego St.	L 31-33	4	2	14	2	0	2	0	1	1	0	0	0	0
09/25/2021	Washington St.	W 24-13	6	3	17	2	2	0	1	2	0	0	2	0	0
10/09/2021	at Southern California	W 42-26	4	4	28	4	2	2	0	0	0	0	0	0	0
10/16/2021	Arizona St.	W 35-21	5	5	35	5	3	2	0	0	0	0	0	0	0
10/23/2021	at Oregon St.	L 34-42	8	6	34	4	2	2	2	2	2	0	0	0	0
10/30/2021	UCLA	W 44-24	5	5	35	5	4	1	0	0	0	0	0	0	0
11/05/2021	at Stanford	W 52-7	6	5	31	4	4	0	1	1	1	0	0	0	0
11/13/2021	at Arizona	W 38-29	6	6	38	5	3	2	1	1	0	0	0	0	0
11/20/2021	Oregon	W 38-7	5	5	31	4	4	0	1	1	0	0	0	0	0
Totals 49 of 59 (83.1%)			59	49	310	41	26	15	8	10	6	0	2	0	0

Opponents Inside Utah Red-Zone

Date	Opponent	Score	Times In RZ	Times Scored	Total Pts	Rush TDs	Pass TDs	FGs Made	Failed to score inside RZ						
									FGA	Down	Int	Fumb	Half	Game	
09/02/2021	Weber St.	W 40-17	3	2	10	1	0	1	1	1	1	0	0	0	0
09/11/2021	BYU	L 17-26	5	5	26	3	0	3	2	2	0	0	0	0	0
09/18/2021	San Diego St.	L 31-33	4	3	21	3	2	1	0	1	0	0	0	0	0
09/25/2021	Washington St.	W 24-13	3	2	6	0	0	0	2	2	0	1	0	0	0
10/09/2021	Southern California	W 42-26	4	3	18	2	1	1	1	2	0	0	0	0	0
10/16/2021	Arizona St.	W 35-21	4	3	21	3	1	2	0	1	0	0	0	0	0
10/23/2021	Oregon St.	L 34-42	5	5	35	5	3	2	0	0	0	0	0	0	0
10/30/2021	UCLA	W 44-24	3	3	17	2	0	2	1	1	0	0	0	0	0
11/05/2021	Stanford	W 52-7	1	1	7	1	1	0	0	0	0	0	0	0	0
11/13/2021	Arizona	W 38-29	4	3	13	1	0	1	2	2	1	0	0	0	0
11/20/2021	Oregon	W 38-7	3	0	0	0	0	0	0	2	1	0	0	0	0
Totals 30 of 39 (76.9%)			39	30	174	21	8	13	9	14	3	1	0	0	0

BY QUARTER

Date	Opponent		Score	Overall	1st Qtr	2nd Qtr	3rd Qtr	4th Qtr	Overtime
09/02/2021	Weber St.	W	40-17	2-8 25.0	1-3 33.3	0-2 0.0	1-2 50.0	0-1 0.0	0-0 0.0
09/11/2021	at BYU	L	17-26	2-9 22.2	0-2 0.0	0-1 0.0	1-3 33.3	1-3 33.3	0-0 0.0
09/18/2021	at San Diego St.	Lot3	31-33	7-22 31.8	0-3 0.0	1-7 14.3	1-3 33.3	5-8 62.5	0-0 0.0
09/25/2021	Washington St.	W	24-13	3-8 37.5	1-3 33.3	0-1 0.0	0-2 0.0	2-2 100.0	0-0 0.0
10/09/2021	at Southern California	W	42-26	5-11 45.5	1-2 50.0	1-3 33.3	2-3 66.7	1-3 33.3	0-0 0.0
10/16/2021	Arizona St.	W	35-21	7-11 63.6	2-3 66.7	1-3 33.3	2-2 100.0	2-3 66.7	0-0 0.0
10/23/2021	at Oregon St.	L	34-42	7-15 46.7	1-1 100.0	5-8 62.5	1-3 33.3	0-3 0.0	0-0 0.0
10/30/2021	UCLA	W	44-24	8-12 66.7	2-2 100.0	1-2 50.0	4-6 66.7	1-2 50.0	0-0 0.0
11/05/2021	at Stanford	W	52-7	7-11 63.6	2-3 66.7	3-4 75.0	1-2 50.0	1-2 50.0	0-0 0.0
11/13/2021	at Arizona	W	38-29	6-12 50.0	1-2 50.0	3-5 60.0	1-2 50.0	1-3 33.3	0-0 0.0
11/20/2021	Oregon	W	38-7	11-14 78.6	5-6 83.3	3-4 75.0	2-2 100.0	1-2 50.0	0-0 0.0
Utah				65-133 48.9	16-30 53.3	18-40 45.0	16-30 53.3	15-32 46.9	0-0 0.0
Opponents				59-161 36.6	12-35 34.3	16-47 34.0	21-40 52.5	10-38 26.3	0-0 0.0

4th-Down Conversions

Date	Opponent		Score	Overall	1st Qtr	2nd Qtr	3rd Qtr	4th Qtr	Overtime
09/02/2021	Weber St.	W	40-17	0-2 0.0	0-0 0.0	0-1 0.0	0-0 0.0	0-1 0.0	0-0 0.0
09/11/2021	at BYU	L	17-26	0-2 0.0	0-0 0.0	0-1 0.0	0-0 0.0	0-1 0.0	0-0 0.0
09/18/2021	at San Diego St.	Lot3	31-33	1-2 50.0	0-0 0.0	0-0 0.0	0-0 0.0	1-2 50.0	0-0 0.0
09/25/2021	Washington St.	W	24-13	0-0 0.0	0-0 0.0	0-0 0.0	0-0 0.0	0-0 0.0	0-0 0.0
10/09/2021	at Southern California	W	42-26	1-1 100.0	0-0 0.0	1-1 100.0	0-0 0.0	0-0 0.0	0-0 0.0
10/16/2021	Arizona St.	W	35-21	1-1 100.0	0-0 0.0	0-0 0.0	0-0 0.0	1-1 100.0	0-0 0.0
10/23/2021	at Oregon St.	L	34-42	1-3 33.3	0-0 0.0	1-2 50.0	0-0 0.0	0-1 0.0	0-0 0.0
10/30/2021	UCLA	W	44-24	0-1 0.0	0-0 0.0	0-1 0.0	0-0 0.0	0-0 0.0	0-0 0.0
11/05/2021	at Stanford	W	52-7	1-2 50.0	1-1 100.0	0-0 0.0	0-0 0.0	0-1 0.0	0-0 0.0
11/13/2021	at Arizona	W	38-29	1-1 100.0	0-0 0.0	0-0 0.0	0-0 0.0	1-1 100.0	0-0 0.0
11/20/2021	Oregon	W	38-7	0-0 0.0	0-0 0.0	0-0 0.0	0-0 0.0	0-0 0.0	0-0 0.0
Utah				6-15 40.0	1-1 100.0	2-6 33.3	0-0 0.0	3-8 37.5	0-0 0.0
Opponents				15-27 55.6	3-4 75.0	5-7 71.4	0-2 0.0	7-14 50.0	0-0 0.0

Time of Possession

Date	Opponent		Score	Overall	1st Qtr	2nd Qtr	3rd Qtr	4th Qtr	Overtime
09/02/2021	Weber St.	W	40-17	29:36	08:31	06:28	05:09	09:28	00:00
09/11/2021	at BYU	L	17-26	24:34	06:36	05:40	07:32	04:46	00:00
09/18/2021	at San Diego St.	Lot3	31-33	30:19	05:16	11:24	04:30	09:09	00:00
09/25/2021	Washington St.	W	24-13	23:07	04:01	03:58	07:52	07:16	00:00
10/09/2021	at Southern California	W	42-26	28:50	05:29	05:14	06:27	11:40	00:00
10/16/2021	Arizona St.	W	35-21	31:37	06:20	06:04	07:34	11:39	00:00
10/23/2021	at Oregon St.	L	34-42	32:25	05:36	11:54	05:47	09:08	00:00
10/30/2021	UCLA	W	44-24	30:47	03:34	09:29	05:15	12:29	00:00
11/05/2021	at Stanford	W	52-7	30:22	09:48	05:52	02:00	12:42	00:00
11/13/2021	at Arizona	W	38-29	33:51	06:55	09:26	07:07	10:23	00:00
11/20/2021	Oregon	W	38-7	35:27	08:54	09:12	06:06	11:15	00:00
Utah				Total 330:55	71:00	84:41	65:19	109:55	00:00
				Avg. 30:05	06:27	07:42	05:56	10:00	00:00

TEAM HIGHS

Utah - Game Highs

RUSHES	50	Oregon (11/20/2021)
YARDS RUSHING	441	at Stanford (11/05/2021)
YARDS PER RUSH	9.6	at Stanford (11/05/2021)
TD RUSHES	6	at Stanford (11/05/2021)
PASS ATTEMPTS	58	at San Diego St. (09/18/2021)
PASS COMPLETIONS	33	at San Diego St. (09/18/2021)
YARDS PASSING	306	at Southern California (10/09/2021)
YARDS PER PASS	10.9	at Southern California (10/09/2021)
TD PASSES	3	at San Diego St. (09/18/2021)
	3	at Southern California (10/09/2021)
	3	Weber St. (09/02/2021)
TOTAL PLAYS	89	at San Diego St. (09/18/2021)
TOTAL OFFENSE	581	at Stanford (11/05/2021)
YARDS PER PLAY	8.5	at Stanford (11/05/2021)
POINTS	52	at Stanford (11/05/2021)
SACKS BY	8	Washington St. (09/25/2021)
FIRST DOWNS	31	at Stanford (11/05/2021)
PENALTIES	8	at Arizona (11/13/2021)
PENALTY YARDS	85	at Arizona (11/13/2021)
TURNOVERS	3	Washington St. (09/25/2021)
PUNTS	9	at San Diego St. (09/18/2021)
PUNTING AVG	47.7	Washington St. (09/25/2021)
LONG PUNT	59	Washington St. (09/25/2021)
PUNTS INSIDE 20	2	at Southern California (10/09/2021)
	2	UCLA (10/30/2021)
LONG PUNT RETURN	80	at San Diego St. (09/18/2021)

INDIVIDUAL HIGHS

Utah - Individual Game Highs

RUSHES	25	T.J. Pledger at Arizona (11/13/2021)
YARDS RUSHING	177	Tavion Thomas at Stanford (11/05/2021)
TD RUSHES	4	Tavion Thomas at Stanford (11/05/2021)
	4	Tavion Thomas vs UCLA (10/30/2021)
LONG RUSH	96	T.J. Pledger at Stanford (11/05/2021)
PASS ATTEMPTS	36	Cameron Rising at Oregon St. (10/23/2021)
PASS COMPLETIONS	22	Cameron Rising at Oregon St. (10/23/2021)
	22	Cameron Rising at Southern California (10/09/2021)
YARDS PASSING	306	Cameron Rising at Southern California (10/09/2021)
TD PASSES	3	Cameron Rising at Southern California (10/09/2021)
	3	Cameron Rising at San Diego St. (09/18/2021)
LONG PASS	49	Cameron Rising vs Oregon (11/20/2021)
RECEPTIONS	8	Britain Covey at San Diego St. (09/18/2021)
YARDS RECEIVING	118	Brant Kuithe vs Oregon (11/20/2021)
TD RECEPTIONS	2	Brant Kuithe vs Arizona St. (10/16/2021)
	2	Dalton Kincaid vs Weber St. (09/02/2021)
LONG RECEPTION	49	Brant Kuithe vs Oregon (11/20/2021)
PUNTS	8	Cameron Peasley at San Diego St. (09/18/2021)
PUNTING AVG	47.7	Cameron Peasley vs Washington St. (09/25/2021)
LONG PUNT	59	Cameron Peasley vs Washington St. (09/25/2021)
PUNTS INSIDE 20	2	Cameron Rising vs UCLA (10/30/2021)
	2	Cameron Peasley at Southern California (10/09/2021)
LONG PUNT RETURN	80	Britain Covey at San Diego St. (09/18/2021)
LONG KICKOFF RETURN	34	Britain Covey vs Oregon (11/20/2021)
TACKLES	15	Karene Reid vs Washington St. (09/25/2021)
SACKS	3	Devin Lloyd vs Arizona St. (10/16/2021)
	3	Van Fillinger vs Washington St. (09/25/2021)
TACKLES FOR LOSS	5	Devin Lloyd at Stanford (11/05/2021)

OFFENSIVE SCORING DRIVES

Opponent	Qtr	PI-Yd	TOP	Scoring Play
Weber State	1	10-57	4:43	FG (Redding, 25 yds)
	1	5-75	2:19	TD (Brewer to Kincaid, 17 yds)
	1	4-4	1:29	FG (Redding, 31 yds)
	2	3-31	1:08	TD (Thomas rush, 12 yds)
	3	5-66	2:58	TD (Brewer to Enis, 8 yds)
	4	3-42	1:28	TD (Thomas rush, 14 yds)
	4	2-29	0:38	TD (Rising to Kincaid, 11 yds)

Opponent	Qtr	PI-Yd	TOP	Scoring Play
BYU	2	6-80	3:10	TD (Brewer to Kuithe, 20 yds)
	4	5-46	1:31	FG (Jadon Redding, 47 yds)
	4	5-55	2:15	TD (Bernard rush, 22 yds)

Opponent	Qtr	PI-Yd	TOP	Scoring Play
San Diego St.	2	13-58	5:02	FG (Redding, 43 yds)
	4	10-63	2:16	TD (Rising to Covey, 2 yds)
	4	13-74	2:20	TD (Rising to Howard, 4 yds)
	OTI	1-25	--	TD (Rising to Dixon, 25 yds)

Opponent	Qtr	PI-Yd	TOP	Scoring Play
Washington St.	2	6-80	2:18	TD (Jackson rush, 2 yds)
	3	12-64	4:25	FG (Redding, 28 yds)
	4	8-72	3:59	TD (Pledger rush, 20 yds)

Opponent	Qtr	PI-Yd	TOP	Scoring Play
USC	1	8-75	3:31	TD (Kuithe rush, 11 yds)
	2	5-75	2:05	TD (Rising to Parks, 12 yds)
	2	7-77	0:50	TD (Rising to Vele, 37 yds)
	3	5-75	2:19	TD (Thomas rush, 43 yds)
	3	4-40	1:32	TD (Rising rush, 17 yds)
	4	7-45	4:30	TD (Rising to Kincaid, 1 yd)

Opponent	Qtr	PI-Yd	TOP	Scoring Play
Arizona State	1	11-75	5:21	TD (Rising rush, 9 yds)
	3	9-75	4:39	TD (Thomas rush, 7 yds)
	3	6-68	2:55	TD (Rising to Kuithe, 20 yds)
	3	11-67	4:41	TD (Rising to Kuithe, 7 yds)
	4	12-82	6:58	TD (Pledger rush, 7 yds)

Opponent	Qtr	PI-Yd	TOP	Scoring Play
Oregon State	1	6-75	2:58	TD (Rising to Bernard, 14 yds)
	1	5-38	2:38	TD (Rising to Kuithe, 11 yds)
	2	17-64	7:37	FG (Jordan Noyes, 29 yds)
	2	4-19	0:57	TD (Thomas rush, 3 yds)
	3	6-75	2:25	TD (Thomas rush, 1 yd)
	4	5-50	1:09	FG (Jordan Noyes, 33 yds)

Opponent	Qtr	PI-Yd	TOP	Scoring Play
UCLA	1	9-75	3:34	TD (Thomas rush, 10 yds)
	2	10-75	3:53	TD (Thomas rush, 8 yds)
	2	7-75	3:15	TD (Rising to Kincaid, 4 yds)
	2	2-17	0:35	TD (Thomas rush, 10 yds)
	4	11-75	5:04	TD (Rising rush, 12 yds)
	4	7-58	2:34	TD (Thomas rush, 24 yds)

Opponent	Qtr	PI-Yd	TOP	Scoring Play
Stanford	1	9-65	4:03	TD (Thomas rush, 10 yds)
	1	6-68	2:33	TD (Thomas rush, 5 yds)
	2	1-58	0:12	TD (Thomas rush, 58 yds)
	2	10-90	4:17	TD (Thomas rush, 11 yds)
	2	1-96	0:16	TD (Pledger rush, 96 yds)
	2	9-52	1:07	FG (Redding, 29 yds)
	4	9-65	5:18	TD (Bernard rush, 11 yds)

Opponent	Qtr	PI-Yd	TOP	Scoring Play
Arizona	1	9-75	4:55	TD (Rising rush, 11 yds)
	2	6-75	1:46	TD (Pledger rush, 15 yds)
	2	9-75	1:22	TD (Rising to Kuithe, 2 yds)
	3	10-63	4:35	FG (Redding, 30 yds)
	3	6-76	2:32	TD (Rising to Kincaid, 17 yds)
	4	15-75	8:24	TD (Pledger rush, 2 yds)

Opponent	Qtr	PI-Yd	TOP	Scoring Play
Oregon	1	13-63	4:40	TD (Thomas rush, 10 yds)
	2	9-80	4:19	TD (Rising rush, 1 yd)
	2	6-77	1:35	TD (Thomas rush, 4 yds)
	3	11-75	5:57	TD (Thomas rush, 5 yds)
	4	12-56	7:19	FG (Redding, 26 yds)

LONGEST AND SHORTEST DRIVES

UTAH		UTAH		OPPONENT		OPPONENT	
Most Plays		Fewest Plays		Most Plays		Fewest Plays	
17	at Oregon St., 10/23 FG (64 yds, 7:37)	1, 4x	Last at Stanford, 11/5 TD (96 yds, 0:16)	17	Weber St., 9/2 Downs (74 yds, 7:28)	1, 2x	UCLA, 10/30 Safety (-6 yds, 0:07)
15	at Arizona, 11/13 TD (75 yds, 8:24)	2, 6x	Last vs. UCLA, 10/30 TD (17 yds, 0:35)	16	UCLA, 10/30 FG (65 yds, 7:38)	2, 4x	Last at Stanford, 11/5 Punt (-1 yds, 1:12)
Most Yards		Fewest Yards		Most Yards		Fewest Yards	
96	at Stanford, 11/5 TD (1 play, 0:12)	-12	at SDSU, 9/11 Punt (3 plays, 1:22)	93	at BYU, 9/11 TD (11 plays, 3:10)	-14	at BYU, 9/11 Punt (3 plays, :50)
90	at Stanford, 11/5 TD (10 plays, 4:17)	-9	at SDSU, 9/11 Punt (3 plays, 1:56)	91	UCLA, 10/30 TD (6 plays, 1:53)	-12	at Stanford, 11/5 Punt (3 plays, 2:03)
Most Time		Least Time		Most Time		Least Time	
8:24	at Arizona, 11/13 TD (15 plays, 75 yds)	0:05	vs. Washington St., 9/25 Fumble (1 play, -4 yds)	7:28	UCLA, 10/30 FG (16 plays, 65 yds)	0:04	at SDSU, 9/18 TD (1 play, 7 yards)
7:37	at Oregon St., 10/23 FG (17 plays, 64 yds)	0:12	at Stanford, 11/5 TD (1 play, 58 yds)	7:28	Weber St., 9/2 Downs (17 plays, 74 yds)	0:07	UCLA, 10/30 Safety (1 play, -6 yds)

GAME-OPENING DRIVES

Date	Home/Away	Opponent	UTAH			OPPONENT		
			Pts	FD	Yds	Pts	FD	Yds
9/2	Home	Weber State	3	3	57	0	0	4
9/11	Away	BYU	0	1	8	0	0	7
9/18	Away	San Diego State	0	1	76	0	0	5
9/25	Home	Washington State	0	1	15	0	2	41
10/9	Away	USC	0	0	7	0	3	39
10/16	Home	Arizona State	7	4	75	7	6	75
10/23	Away	Oregon State	7	4	75	0	0	-9
10/30	Home	UCLA	7	5	75	3	5	65
11/5	Away	Stanford	7	5	65	0	0	0
11/13	Away	Arizona	7	4	75	7	2	65
11/20	Home	Oregon	0	1	17	0	0	2
TOTALS			38	29	469	17	18	297

SECOND HALF-OPENING DRIVES

Date	Home/Away	Opponent	UTAH			OPPONENT		
			Pts	FD	Yds	Pts	FD	Yds
9/2	Home	Weber State	0	0	7	3	1	24
9/11	Away	BYU	0	0	9	0	2	28
9/18	Away	San Diego State	0	1	14	7	2	82
9/25	Home	Washington State	0	0	-4	7	1	21
10/9	Away	USC	7	3	75	0	2	38
10/16	Home	Arizona State	7	5	75	0	0	7
10/23	Away	Oregon State	0	1	12	7	3	75
10/30	Home	UCLA	0	1	31	0	1	35
11/5	Away	Stanford	0	0	0	7	4	56
11/13	Away	Arizona	7	2	63	7	2	62
11/20	Home	Oregon	7	4	75	7	4	75
TOTALS			28	17	357	45	22	503

SCORING DRIVE LENGTH (DEFENSIVE/SPECIAL TEAMS TDs NOT INCLUDED)

Yards	UTAH		OPPONENT	
	TD	FG	TD	FG
0-9	--	1	1	--
10-19	2	--	--	--
20-29	2	--	3	3
30-39	2	--	--	--
40-49	3	1	--	--
50-59	3	5	1	2
60-69	8	3	5	2
70-79	22	--	12	3
80-89	4	--	2	--
90-99	2	--	2	--
Season	48	10	26	10

TAKEAWAY ANALYSIS

Date	Home/Away	Opponent	UTAH			OPPONENT		
			Int	FR	Tot	Int	FR	Tot
9/2	Home	Weber State	1	1	2	1	1	2
9/11	Away	BYU	0	0	0	1	1	2
9/18	Away	San Diego State	0	1	1	1	0	1
9/25	Home	Washington State	3	0	3	0	3	3
10/9	Away	USC	1	0	1	0	0	0
10/16	Home	Arizona State	0	1	1	2	0	2
10/23	Away	Oregon State	0	1	1	0	0	0
10/30	Home	UCLA	1	0	1	0	0	0
11/5	Away	Stanford	1	1	2	0	1	1
11/13	Away	Arizona	0	0	0	0	0	0
11/20	Home	Oregon	0	0	0	0	0	0
		Totals	7	4	12	5	6	11

collegepressbox

SINCE 2005 EVERYTHING BUT THE PREGAME MEAL



NATIONAL CHAMPIONSHIP

JANUARY 10 | INDIANAPOLIS

130 Teams
10 Conferences
44 Bowls
25 Awards

collegepressbox is the official
media website for Division I football

Access and download game notes, quotes, statistics, media guides,
headshots, logos and more for all FBS schools, conferences,
postseason games, awards and the College Football Playoff

For access, please register for an account at:
collegepressbox.com/register