



UNIVERSITY OF COLORADO BUFFALOES / SPORTS INFORMATION SERVICE

2150 Stadium Drive (574 Champions Center), 357 UCB, Boulder, CO 80309-0357

Telephone 303/492-5626 (E-mail/FB contacts: david.plati@colorado.edu; curtis.snyder@colorado.edu)

David Plati (Associate AD/SID), Curtis Snyder (Assistant AD), Troy Andre (Associate SID/CUBuffs.com Managing Editor), Seth Pringle (Assistant SID), Shaun Wicen (Assistant SID), Courtney Huck (Assistant SID), Neill Woelk (Contributing Editor/CUBuffs.com), Steven Lilligore (Graduate Assistant)

www.CUBuffs.com

© 2022 CU Athletics

GAME 8

2022 COLORADO BUFFALO WEEKLY RELEASE • NOTES • STATISTICS

COLORADO BUFFALOES VS. ARIZONA STATE SUN DEVILS

BUFFALOES RETURN HOME FOR HOMECOMING & HALL OF FAME WEEKEND

SATURDAY, OCTOBER 29, 2022 • 5:35 p.m. MDT • Folsom Field (50,183) • Boulder, Colo.

RELEASE NUMBER 8 (October 24, 2022)

ESPNU (National) | KOA-RADIO | CUBUFFS.COM (Live Stats)

BUFFALO BITS ...

The **Colorado Buffaloes** (1-6, 1-3 Pac-12) return home for two in a row before the clocks are moved back an hour, first hosing the **Arizona State Sun Devils** (2-5, 1-3 Pac-12) in a **5:30 p.m. MDT** kickoff at Folsom Field this Saturday, Oct. 29 (ESPNU will televise the game nationally) ... The **Pac-12 Network's Road Show** will make its annual visit to Boulder this week, filming numerous packages that will air in the show that hits the air at 4 p.m. MDT ... It is also **CU's Athletic Hall of Fame Weekend**, as the Buffs will be inducting nine legends in the 2022 class (*see bios on pages 3-6*) ... This is CU's fourth night game in 2022, the third over the last four games ... It's also CU's 107th Homecoming game, as the Buffaloes are **65-36-5** all-time in the annual contest (selected by the date on the schedule and not the opponent); after dropping eight straight HC affairs from 2008-15, CU has won four of the last five (no game in 2020 due to COVID) ... ASU leads the all-time series by a **9-3** margin (3-2 in Boulder); the two schools from the four corner states did not meet for the first time until 2006 (CU has won three of the last five) ... CU has played one of the nation's toughest schedules to date – the seven opponents to date are a combined **34-17** ... After the game before the annual

bye, on October 2 the Buffaloes made a change in head coaches, naming **Mike Sanford** as the interim for the remainder of the '22 season, replacing **Karl Dorrell** ... **Colorado** won Sanford's first game (a thrilling 20-13 overtime victory over California), but is coming off a 42-9 loss at Oregon State. The Beavers capitalized on four CU turnovers, scoring 21 points off two fumbles with a pick-six. It was CU's most turnovers since a four-interception game at Oregon in 2019 ... **Arizona State** lost a tough one at Stanford, 15-14, as the Cardinal were held out of the end zone, but scored five field goals in the win, the last coming with 6:28 remaining. The Sun Devils had two possessions to try and regain the lead, but both ended at the Stanford 43, the first with a punt, the second on downs with three seconds remaining ... The game time and TV for the **Oregon** game (Nov. 5) will be known on 6-day notice, per agreements with the Pac-12 television partners; it will be slotted into one of three windows: 1:30 p.m. (ABC or ESPNU); 5:30 p.m. (Pac-12 Network); and 8:00 or 8:30 p.m. (FS-1) ... **CUBuffs.com/media** is all things Buff (on-line media guide, game notes, live stats, etc.).

DEPTH CHART ON PAGE 67; ROSTERS ON PAGES 68-70; STATISTICS 71-79

CU-ASU TV (ESPNU): Drew Carter (play-by-play) / Rene Ingoglia (color analyst) / (no sideline reporter) / John Wilson (producer)

STAT OF THE WEEK

100 (flirting with). WR **Jordyn Tyson** flirted with his first career 100-yard game at Oregon State last Saturday, hauling in three passes for **92** yards; as it was, it was the sixth-most receiving yards by a true freshman in CU history (he already became the first true frosh to catch a TD pass in a season opener when he did so against TCU). And **PK Cole Becker** has **97** career points, on the verge of the 100-point plateau; he's done so in 19 games and is in position to become the 10th fastest to the century mark (53 have scored 100-plus at Colorado, including 17 placekickers). *See both lists for Tyson and Becker on page 12.*

OBSCURER NOTE OF THE WEEK

150. That will be the number game that assistant coach **Darian Hagan** will coach in this Saturday for the Buffaloes; fifth-most all-time (*see list on page 12*). Hagan has been associated with CU since signing a letter-of-intent in February 1988; he would earn the starting job at quarterback his sophomore year and would guide the Buffs to a 28-5-2 record in 35 starts (best ever at CU). After a brief professional career, he would return to CU in various capacities until **Gary Barnett** named him wide receivers coach in 2005; **Dan Hawkins** retained him in 2006 and put him in charge of the running backs. Hagan is in his 13th season overall as an assistant at CU, tied for the sixth-most seasons (with his college coach, **Bill McCartney**).

2022 COLORADO SCHEDULE & RESULTS (1-6, 1-3 Pac-12)

Date	CU*	Opponent	Opp*	TV	Result/Time	Record	Series	This-N-That or '21 rewind
SEPT. 2	---	TCU (N)	---	ESPN	L 13-38	7-0	0- 1-0	CU trailed 7-6 at half--TCU limited to 67 yards; Frogs outscore Buffs 31-7 in 2nd
Sept. 10	---	at Air Force	RV	CBS	L 10-41	5-3	12- 6-0	Down 20-0, CU pulls to 20-10 and then fumbled at the 1, AFA then pulls away
Sept. 17	---	at Minnesota	RV	ESPN2	L 7-49	4-3	3- 2-0	Gophers take early 14-0 lead in building 35-0 halftime edge
SEPT. 24	---	● UCLA	---	PAC12	L 17-45	6-1	5-13-0	True frosh QB McCown starts; CU down 21-10 at half but UCLA scores 17 in 3Q
Oct. 1	---	● at Arizona (N)	---	PAC12	L 20-43	3-4	16- 9-0	After 7-7 tie, Wildcats pull away with 19-0 run over a 12-minute span in 1st Half
OCT. 15	---	● CALIFORNIA (FW)	---	PAC12	W 20-13 OT	3-4	5- 7-0	Lemonious-Craig's acrobatic TD catch gives interim HC Sanford win in game 1
Oct. 22	---	● at Oregon State (N)	RV	PAC12	L 9-42	6-2	6- 7-0	Four turnovers lead to 21 OSU points as Beavers built 35-3 3rd Qtr advantage
OCT. 29	---	● ARIZONA STATE (N; HC)	---	ESPNU	5:35p	2-5	3- 9-0	ASU led 14-10 after CU opens 3Q with a TD; outscore CU 21-3 rest of the way
NOV. 5	---	● OREGON	---	TBA	TBA	6-1	9-14-0	Ducks score TDs on first four possessions and Buffs could never catch up
Nov. 11	---	● at Southern California (N)	---	FS-1	7:30p	6-1	0-15-0	USC methodically pulls away with 10 points in each of the 1st, 2nd & 3rd Qtrs
Nov. 19	---	● at Washington	---	TBA	TBA	6-2	7-12-1	CU converted four UW turnovers in 17 points, while the Buffs were mistake-free
NOV. 26	---	● UTAH	---	TBA	TBA	5-2	32-33-3	Buffs win special teams: true frosh Reed has 100-yard KOR, Becker a 56 FG
Dec. 2	---	Pac-12 Championship Game	---	FOX	6:00p	---	---	at Allegiant Stadium, Las Vegas, Nev. (top two ranked teams)

KEY: *—AP rank at time of game; ●—Pac-12 Conference game; N—Night game; FW—Family Weekend; HC—Homecoming; All times Mountain.

**COLORADO MEDIA SERVICES**

Interim head coach **Mike Sanford's** weekly **media press conference** are on **Tuesdays** beginning at **12:00 p.m.** (lunch/beverages prior at 11:30). The same location as in the past: UHealth Champions Center, third floor, Room 319. Sanford takes the podium at Noon; select players will follow. This year's remaining dates: **Oct. 18-25, Nov. 1-8-15-22-29, Dec. TBA.** It is streamed live on www.CUBuffs.com with Zoom access also available at: <https://cubuffs.com/fbzoom>. At that same ZOOM, Sanford is available **Sunday nights** at 8 p.m.

Season Interview Schedule. Sanford will address the media at his Tuesday presser and after practice on Wednesdays. Interviews with players are allowed post-practice Tuesdays and Wednesdays; phone interviews can be coordinated around their class schedules. Monday interviews are at the discretion of the player (and only if selected as a national player of the week), as it being the standard player day off, CU can't require due to NCAA rules. Assistant coaches are game-planning on Sundays and Mondays and are also only available at their discretion. **Note:** the interview cutoff for players is roughly 72 hours before games.

Video highlights of CU games are available through the Pac-12 Network Assignment Desk (assignment@pac-12.org). However, there are usage restrictions; contact **Dustin Rocke** to coordinate your needs (drocke@pac-12.org).

The **Pac-12 Networks** are available nationwide through many platforms; check with local cable or satellite subscribers for more info. Comcast and Time Warner carry the Network in Colorado and DISH Network is the league's satellite provider. In the Boulder-Denver area: Comcast 430 & 431 (840 HD); Pac-12 DISH channels include 406 (hopper) and 409 (along with 5453 and 5454 in its auxiliary area).

The **Colorado locker room** (home and road) is closed after games; following the customary 10-minute cooling off period, players will be available in a timely manner (requests will be solicited following the game).

Colorado's football **practices** are generally closed, but there is a 20-25 window open to the media (reporters, photographers) from approximately 9:30-10:15 on Tuesdays and Wednesdays (follow parameters list in CU's media policies). Thursday & Friday practices are open only to network TV talent if in town.

The standard **practice schedule** (mountain time): **Sunday:** 4:45-5:45 p.m.; **Monday:** Off; **Tuesday:** 9:10-11:30 a.m.; **Wednesday:** 9:10-11:30 a.m.; **Thursday:** 10:50-11:40 (IPF); **Friday:** 11:20-11:50 (IPF; home and road games). IPF—Indoor Practice Facility; LF—Lower Fields.

COVID-19 Protocols. At present, masks are not required for post-practice interviews, press conferences or game day in the press box.

Photo Requests. Please direct any photo (.jpg) requests to either david.plati@colorado.edu or curtis.snyder@colorado.edu.

Credentials. CU does not utilize an on-line credential system; we prefer the personal touch. Email Dave Plati with request (david.plati@colorado.edu).

Collegepressbox.com is the official media website for Division I football. Access and download weekly game notes, quotes, statistics, media guides, headshots, logos and more for each conference and its member schools. Register for access at:

www.collegepressbox.com/register.

The **Pac-12 Mountain Network** is the television home of the Buffaloes; it produces a variety of programming featuring all 12 member institutions.

THE BUFFS ON THE INTERNET

The official CU site on the Internet can be found at www.CUBuffs.com has the most up-to-date information, releases, game notes, press conference broadcasts (free), articles by longtime journalist and CUBuffs.com contributing editor **Neill Woelk** along with podcasts/video by the voice of the Buffs, **Mark Johnson**; the direct link to the **Football Media Center** is cubuffs.com/ColoradoMediaCenter. Breaking news with the program will be found here first every time and delivered in full without third-party editing of what they might deem unessential.

Live Stats for Colorado home games can be accessed at www.colorado.statbroadcast.com (a password at present is no longer required).

BufsTV is CU's live streaming service for live games and press conferences not broadcast by the Pac-12 TV partners. In addition, highlights, features, interviews and the Buffalo Stampede weekly show can be found at www.youtube.com/BufsTV.

THE BUFFS ON THE AIRWAYS

KOA-Radio in Denver, 850 AM & 94.1 FM (KHOF 630AM when a conflict with the Colorado Rockies) originates the CU Football Network, with **Mark Johnson** in his 19th year as the play-by-play voice of the Buffs. Former CU head coach **Gary Barnett** (analysis) is in his seventh full season on the broadcasts. Sideline duties will be handled by **Andy Lindahl** (home games) and **Bobby Pesavento** (road games), with **Jeff Campbell** as the alternate. Cities on the network in addition to KOA: Aspen (KNFO, 106.1 FM); Carbondale (KMTS, 95.9 FM); Eagle (KNFO, 94.1 FM); Glenwood Springs (KMTS, 99.1 FM); Grand Junction (KNZZ, 1100 AM/92.7 FM); New Castle (KMTS, 103.7 FM); Old Snowmass (KMTS, 105.5 FM); Redstone (KMTS, 102.3 FM); Rifle (KMTS, 99.5 FM); Roaring Fork (KNFO, 94.3FM), Sterling (KSTC, 1230 AM); Steamboat Springs (KTYV, 98.9FM), Thomasville (KMTS, 97.1 FM), Vail (KNFO, 105.5FM) and West Glenwood Springs (KMTS, 99.5 FM). KOA has been the home to CU football for 79 of the last 82 years. Both stations stream the game live on the Internet:

www.850koa.com, <https://khof.heart.com>.

The **CU Coaches Radio Show** originates from The Post in Boulder (2027 13th Street, off the Pearl Street Mall; taped Thursdays); Mark Johnson hosts and it airs 7-8 p.m. that night on KOA and the CU Network; the show will air a day earlier for the USC and Utah games; stream at <https://cubuffs.com/watch/>.

The **Buffalo Stampede** air on Wednesdays (Aug. 24-March 30) on Altitude Sports Network and at various times on the Pac-12 Network.

Satellite Radio: Sirius-XM is the satellite home of the Buffs; the Arizona State game (KOA broadcast) will be on either **SiriusXM 136 or 201 & SiriusXM App Ch. 964**.

PRONUNCIATION GUIDE**Coaches/Staff**

Kyle DeVAN (de-van)

Darian HAGAN (hay-gun)

Phil McGEOGHAN (mick-gaig-in; gaig as in craig)

Players

68 Edgar AMAYA (uh-my-uh)

6 Daniel ARIAS (are-e-us)

97 Allan BAUGH (baw)

85 Derek BEDELL (bey-dell)

27 Nigel BETHEL (beth-L)

40 SHAKAUN Bowser (sha-kawn)

49 Trent CARRIZOSA (care-iz-ossa)

8 Josh Chandler-SEMEDO (sem-mead-oh)

69 GERAD Christian-LICHTENHAN (jared lick-tin-han)

39 Austin DAHLKE (dull-key)

9 Dylan DIXSON (dixon)

81 CHERNET Estes (churr-net)

18 Caleb FAURIA (four-E-A)

53 Noah FENSKE (fenn-ski)

76 Frank FILLIP (phillip)

28 Ben FINNESETH (fin-uh-seth)

8 Alex FONTENOT (font-en-know)

33 Joshka GUSTAV (goo-stahv)

25 Jack HESTERA (hess-tear-uh)

29 Isaac HURTADO (her-tah-doe)

10 EOGHAN Kerry (owen)

14 Maddox KOPP (cop)

1 Montana LEMONIOUS-Craig (lee-moan-e-us)

48 Zion MAGALEI (ma-guh-lay)

7 Owen McCOWN (muh-coun as in noun)

51 Thomas NOTARAINNI (no-tree-ah-knee)

98 Cristiano PALAZZO (puh-lats-so)

73 Ben REZNIK (rez-nick)

91 NA'IM Rodman (ny-eem)

8 Oakie SALAVE'A (sal-uh-vay-uh)

99 Jalen SAMI (sah-me)

51 Jack SEAVALL (see-vaul)

5 J.T. SHROUT (rhymes with shout)

15 Chase SOWELL (so-well)

21 JAYLE Stacks (jay-lee)

60 Jake WILEY (wyle-E)

ROSTER CHANGES/DUPE I.D.'s

Number Changes: P Trent Carrizosa from 53 into 49;

ILB Eoghan Kerry wears #14 on special teams;

OL Van Wells wears #89 when lining up at tight end.

Entered Transfer Portal: QB Brendon Lewis;

P Ashton Logan.

Dupe Numbers: Those appearing below are in dupe numbers where both likely see action on special teams; jerseys do have name tags, so do look closely:


Offense/Specialist	Defense/Specialist
6 Arias, WR	6 Reed, CB
7 Sneed, WR	7 Ham, ILB
10 Jackson, WR	10 Kerry, ILB
20 Smith, TB	20 Barnes, ILB
44 Offerdahl, TB	44 Grant, OLB



CU TO INDUCT NINE NEW MEMBERS INTO ITS ATHLETIC HALL-OF-FAME

The 17th class that will be inducted into the **University of Colorado Athletic Hall of Fame** this Thursday (October 25) features nine Golden Buffalo legends who are representing four different sports, and the administrator who created the Hall a quarter century ago. All have their special place in the school's history. The inductees, including one who will be honored posthumously, cover a period starting in the 1940s through the 2000s, representing six different decades in all. Football (three athletes), skiing (two), track and field (two) and gymnastics (one) are the sports represented. It's also only fitting that in this year, celebrating the 50th anniversary of Title IX, that the most female athletes in the 17 classes – four – will be inducted, including two of the school's original legends from the 1970s who were Olympians before their sports attained varsity status. The 2022 Hall of Fame class will be the 17th inducted into the Hall since it was conceived in 1998, and the nine will join 131 individuals (and the 1959 ski team as a unit) who have been enshrined to date (18 previously have been honored posthumously). This year's inductees:

Greg Biekert, Football (1989-92)




Lettered four years at inside linebacker (1989-92) under CU Hall of Fame coaches Bill McCartney and Brian Cabral ... One of 10 semifinalists for the Butkus Award as a senior in 1992, when he was a unanimous All-Big Eight selection and an honorable mention All-American by UPI ... CU's Most Valuable Player as selected by his teammates for the '92 season ... Two-time recipient of CU's Dave Jones Award as the most outstanding defensive player ... Was only the second player in school history at the time to lead the team three straight seasons in tackles, and finished his career as CU's second all-time leading tackler with 441 (trailing Barry Remington, who was the first three-time tackles leader); he still ranks third all-time some three decades later ...

His 280 unassisted tackles were the most in school history at the time of his graduation and are also third to this day ... Also had 33 tackles for loss (ninth-best then), and knocked down 19 passes, which remain the second-most by an inside linebacker in school annals ... Recorded 41 third down stops, six of which came on fourth downs ... Also All-Big Eight as a junior in 1991, when he was the first and to date only player in school history to score a defensive extra point, as he rambled 85 yards for two points in a 19-19 tie with Nebraska... Set a school record that still holds with 19 solo tackles (20 total) at Illinois in 1990, one of three times he was the Big Eight's defensive player of the week along with the aforementioned '91 NU game) ... Led the Big Eight in tackles as a sophomore with 150 (earning honorable mention all-league accolades), with his 105 solo stops the second most in the nation for 1990... Had three career games with 20 or more tackles... CU head coach Dan Hawkins (2006-10) created the Greg Biekert Award which was presented to a player for attention to detail; Mike MacIntyre (2013-18) changed it to the player who was the most improved linebacker ... Played in both the Hula Bowl and Japan Bowl all-star games as a senior ... A seventh round selection by Oakland in the '93 NFL Draft (181st overall pick), he played nine seasons with the Raiders before moving on to Minnesota for two more before retiring after the 2003 season ... He started 155 of 176 games in the NFL, recording 1,096 tackles (825 unassisted), with 16 quarterback sacks and six fumble recoveries ... Added 35 more stops (28 solo) in six playoff games ... He graduated from CU in 1992 with a degree in Marketing; married to the former Shawna Parsons, a '91 CU grad in Accounting ... Has four children, three grown daughters (Sydney, Emily, Audrey) and a younger one (Riley); the family resides in Timnath in northern Colorado ... He was born March 14, 1969 in Iowa City, Iowa and prepped at Longmont (Colo.) High School.

Charlie Davis, Football (1971-73)


Earned three letters at running back under head coach Eddie Crowder from, 1971-73 ... One of CU's "super-sophomores" on the 1971 team that finished No. 3 in the nation behind Nebraska and Oklahoma ... Earned honorable mention All-America honors that season, becoming just the second sophomore in CU history to earn any kind of All-America mention at the time (joining Bobby Anderson in 1967); he was a second-team UPI All-American in 1972 ... He earned second-team All-Big 8 accolades that year (behind Nebraska's Jeff Kinney and Oklahoma's Greg Pruitt), but would earn first-team all-conference honors as a junior in '72 and second-team again in '73 ... Had an outstanding debut year, starting with a 174-yard, two-touchdown effort in CU's 31-21 win at No. 9 Louisiana State, a record for a first game by a player in a CU uniform that would stand until 2020 (Jarek Broussard) ... Two weeks later, in the Buffs' 20-14 win at No. 6 Ohio State, he rushed for 135 yards; he was named the Big 8's player of the week on both occasions after earning the national player of the week nod for the LSU game ... His 1,386 yards in '71 were the most in a single season by a Colorado player at the time, and still stands fifth in school annals for a single year ... Finished 16th in the Heisman Trophy voting that season ... Still holds some 48 years later the school mark for the most single game rushing yards, when he carried 34 times for 342 yards and a touchdown in a 40-6 rout over Oklahoma State (and was the league's player



of the week a third time that season) ... The long run of his career of 67 yards against the Cowboys put him over 1,000 yards for the season ... Finished his career as CU's all-time leading rusher with 2,958 yards, a number that still stands sixth today ... Ran for 100 or more yards 13 times, also a historical best at the time and a number that is still fifth ... His 5.50 yards per attempt ranked 10th among the 56 players in school history with 1,000 or more yards ... His 24 rushing touchdowns tied for the second-most at the time (and remain 10th) ... Also had 17 receptions for 131 yards and two scores ... Played in the 1973 East-West Shrine and 1974 American Bowl postseason games after his senior year (ran for 60 yards in the latter) ... First-team Academic All-Big 8 and a second-team Academic All-American as a sophomore in '71 ... He was drafted in the second round (48th overall) by the Cincinnati Bengals in the 1974 National Football League draft ... He played three seasons in the NFL with Cincinnati (1974-75) and Tampa Bay (1976), rushing for 482 yards (1 TD) with 22 receptions for 203 yards ... He scored the first offensive touchdown in franchise history for the expansion Buccaneers against the Baltimore Colts in the fourth game of the '76 season ... Nagging injuries ended his professional career prematurely ... Born January 6, 1952 in West Columbia, Texas.

Jane Frederick, Track & Field (1970-73)

She attended Colorado at a time that just predated women's varsity programs; though non-existent, she still made use of CU's athletic facilities to train en route to becoming a true pioneer in women's track & field ... *"I worked out in the fieldhouse at night on my own. I scheduled all my classes in early in the morning and got my homework done so I could go to the fieldhouse early in the evening and run, and I even found my way to the weight room and did my own stuff,"* she said in a 2007 interview ... In late 1972, she played a significant role with four others who went to then-athletic director Eddie Crowder to start a women's varsity track and field program at CU ... Won the 1973 AIAW national championship in the pentathlon, which made her CU's first female national champion in any sport ... Considered one of the top U.S. women's combined-events athletes in history, she won the USA Outdoor national titles a record nine times: a five-time champion in the pentathlon (1972, 1973, 1975, 1976, 1979) and a four-time winner in the heptathlon (1981, 1983, 1985, 1986) ... A two-time Olympian in the pentathlon and heptathlon, she was 21st in the pentathlon in the '72 Summer Olympics in Munich and seventh in the '76 Games in Montreal (she won both the '72 and '76 U.S. Olympic Trials) ... She competed in two World Outdoor Championships as a member of Team USA, winning the bronze medal in 1987 ... She set the U.S. pentathlon record on five occasions (first on June 23, 1972 with 4,169 points, last on March 30, 1976 with 4,732); set the heptathlon record six times (6,104 points on April 23, 1981 with 6,803 on Sept. 15, 1984; her personal best of 6,803 points places her as the world 14th all-time best performer) ... She was ranked top 10 among world combined eventers by *Track & Field News* 11 times (No. 1 in 1985) ... In addition to her prowess in the heptathlon, she won the U.S. Outdoor 100-meter hurdles titles in 1975 and 1976 (in 13.80 and 13.29 times, respectively), and the U.S. indoor hurdles crown in 1977 (7.30) ... Also posted three top five finishes in the World University Games (first in 1975, second in 1977 and fifth in 1973) ... In one of her final events before retiring, she placed third in the 1987 World Outdoor Championships with 6,502 points in the heptathlon ... After her athletic career, she became a track coach, an assistant at the University of Texas, where the women won the NCAA championship in her first season (1990) ... She coached four national champions and eight All-Americans at Texas before moving on to coach at UC-Santa Barbara ... She also coached two Olympians, Carlette Guidry and Kym Carter ... She remained coaching track and field at UCSB until 1996, when she transitioned into strength and conditioning and developed the first such program at the school, oversaw the building of the first-ever weight room at UCSB which opened in 1998 ... She remained the head strength and conditioning coach over both the men's and women's teams until 2002, when she left to go into private coaching as a personal trainer (just retired in early 2022) ... She graduated from CU in 1973 with a bachelor's degree in Italian Language and Literature ... Inducted to the Nike Hall of Fame in 1991 and the USA Track & Field Hall of Fame in 2007 ... She was born April 7, 1952 in Oakland, Calif., and graduated from Miramonte High School (Orinda, Calif.).



**Maria Grevsgaard, Skiing (2006-09)**

She lettered four times from 2006-09, and was a member of CU's 2006 NCAA champion team ... An eight-time All-American (out of eight possible honors), CU's first eight-timer in skiing ... It broke down into five first-team and three second-team honors, with four first-time performances in the Classical competition) ... A two-time individual NCAA champion and three time RMISA individual champion ... CU's Female Athlete of the Year for 2007-08 and the Female Career Athletic Achievement Award winner for 2008-09 ... She won 24 career races (15 classic, nine freestyle), the most by any skier, male or female, in CU's illustrious skiing history ... Her 11 wins in Nordic action in 2008 (six classical, five freestyle) out of 12 races are

tied for the most in a single season in either skiing discipline as well ... After arguably one of the most successful individual seasons in program history, Grevsgaard added to her honors as she was named the 2007-08 female Collegiate Skier of the Year by *FasterSkier.com* ... With 24 wins, seven runner-up finishes and three third place efforts, her 34 podium finishes are tied for the most by a female and tied for the second-most overall ... She had eight "sweeps" (wins in classic and freestyle) at the same competition in her career, three more than the closest skier to her in CU's record book ... She is the only male or female skier to win six classic races in a single season ... Her best "sweep" was at the NCAA Championships in 2008, when she became the fourth CU skier and third women's Nordic skier to accomplish the double win ... With the sweep, she became the fourth Buff to claim both NCAA individual titles since the sport went coed in 1983, the third Nordic woman to do so ... She was named the National Skier of the Year, the RMISA Women's Nordic MVP and was the top seeded skier at NCAA's that season ... After CU, she earned her master's degree in Political Science from the University of Oslo in her native Norway in 2011 and has had various jobs in both the public and private sectors ... She is married (Magnus Aasrum) and has two girls, Marte (6) and Mina (4) ... Now just skis for recreation ... Full name is Maria Moe Grevsgaard ... Born June 18, 1985 in Kongsberg, Norway.

Jimmy Griffith, Skiing (1947-51)


Considered CU's first star in skiing ... He was on the U.S. National Team and was named to the Olympic squad (in November '51) and was preparing to go to the 1952 Olympics when he died in a training accident. He suffered a nasty fall in a downhill training run at Utah's Alta ski area on Dec. 2, 1951 and died four days later of a blood clot (he was just 22) ... In line at the time to become the school's second Olympian behind David Bolen (track, 1948 London summer games) ... Had qualified for the Olympic trials in '48 but an eye injury kept him from competing ... CU's athletic director at the time, Harry Carlson, was quoted as saying: "Some young athletes are inclined to think that the little puddle of fame they

are sitting in is an ocean. Jimmy Griffith was more likely to hail the puddle sitters than to think himself worthy of notice. James Albert Griffith was one of the ten finest athletes ever to attend the University of Colorado" ... Noted ski writer, Jon Mentzer, labeled him as Ketchum's first Olympic skier and, "Potentially one of the greatest skiers ever developed in this country" ... He skied from 1947 through 1951 for the Buffaloes, taking a sabbatical in 1949 after skiing in one race before he returned home to coach that winter in Sun Valley (in that one event, he finished fourth in the downhill and eighth in cross country) ... As a freshman in '47, his win in the downhill at Western State's Intercollegiate meet was the first victory ever by a Buff skier (winning by a gaudy 10 seconds) ... Limited at times due to illness, he won four collegiate races, with nine top five finishes and 18 top 10 efforts (known) ... As a sophomore, he was the No. 7 skier in the U.S. Amateur Rankings ... While away from CU in '49, he finished third in both the downhill and slalom at the U.S. Nationals ... In the first Collegiate National Championships in 1950, he was second in the slalom, CU's first podium finish in the national championship meet which began four years earlier ... Team captain and co-coach as a senior in 1951 ... He was the 1950 U.S. Downhill Champion and went on to ski in the 1950 World Championships (in Aspen, the first held outside of Europe), he was headed for a bronze medal in the downhill but crashed 50 feet above the finish line; it would have been the first medal by an American skier on the world stage (he crawled the rest of the way and finished 18th) ... As the first CU student to ski for the U.S. in world competition, he was invited as one of two American skiers to travel to Chile and Argentina national championships in 1950; he returned as the Combined Ski Champion of South America, as he won all the downhill races ... He graduated from high school a year early to join an older sister (Mary Jane) at CU; she also graduated from CU and skied on the women's club team ... After graduating from CU with a degree in Pre-Med in the spring of 1951, he entered the U.S. Air Force, in synch while he remained on the U.S. National Team; he was on official leave when he suffered the accident that cost him his life ... CU's early home meets were originally named the Jimmy Griffith Memorial ... He was inducted into the U.S. National Ski Hall of Fame in 1971 and previously into the


Sun Valley Winter Sports Hall of Fame ... Elected the "King of Campus" in the 1949 CU Winter Carnival ... Born on Feb. 14, 1929 in Boise, Idaho, he passed away on Dec. 6, 1951 at the age of 22.

Yolanda Johnson, Track & Field (1987-91)

Affectionately known as "Yo-Yo" ... The Colorado Sportswoman of the Year and the Colorado Sports Hall of Fame Amateur Athlete of the Year for 1986 ... One of the first premier female high school track recruits in state history, CU head coach Jerry Quiller signed her to a letter-of-intent in the spring of 1986 when she was named Gatorade's National Track & Field Athlete of the Year ... A three-time first-team All-American, twice in the 100-meter hurdles (1990, 1991) and in the 55-meter hurdles (1990) ... Remains the school record holder in the indoor 55-meter hurdles (7.60) that she set in the 1990 Air Force Invitational (and owns three of the top seven times at Colorado) ... Still owns two of the top four times in the 100-meter dash (11.65 best in the '90 CU Relays) and the fourth-best 100-meter hurdle time of 13.11, which she set at the '90 NCAA Championships ... Also had a career-best of 24.18 in the 200-meter dash ... She participated in the 1988 and 1992 Olympic trials and was a member of the Flo Jo International Track & Field team ... She had one of the most outstanding high school careers in Colorado state history, as she had a storybook finish in dominating her field of competition with every honor possible ... She graduated "prep-perfect" from George Washington High School, as she never lost a race in her entire high school career ... She was the fastest prep hurdler in the nation in 1985 with an All-America time of 13.60 seconds for 100 meters, was ranked three times as the No. 1 hurdler in the nation and had 100 scholarships offers for college by the time her senior year rolled around ... That spring of '86 was off the charts: 10 of her 11 high hurdles races eclipsed her 13.60 time the year before, with her best, a 13.25-second clocking made her No. 2 on the all-time prep list as well as the year's No. 1 All-America; when she also recorded the fastest low hurdles time for 100-meters with a 13.06 at the Colorado High School Track and Field Championships, she was an unbeatable pick for the 1986 National High School Woman Athlete of the Year ... Automatically inducted into the Sportswomen of Colorado Hall of Fame in 1986; that year, Colorado Governor Dick Lamm proclaimed June 25 as Yolanda Johnson Day ... After graduating from CU in 1992 with a degree in Sociology, she served as an assistant track coach under Quiller and then Mark Wetmore from 1992 through 1999, training sprinters, hurdlers, relay team and mid-distance athletes ... One of her pupils was CU Hall of Famer Yvonne Scott, and Olympian in the 100-meter hurdles ... Her athletes played a huge part in CU winning its first Big Eight Conference Outdoor Track & Field championship, coming in the league's last year of existence in 1996 ... She started her own business in 2002 (One Solid Foundation, LLC), which provided nutritional consultation, weight training and a variety of strength and agility skill sets ... From 2010-16, she was the head coach and founder of FK Elite Track and Field Club ... She is currently an assistant track coach at Michigan State University, joining the Spartan program in the fall of 2016.


**Jay Leeuwenburg, Football (1987-91)**

A three-year starter and letterman at center (1989 through 1991) under head coach Bill McCartney ... A unanimous first-team All-American as a senior in 1991 (*Associated Press*, *United Press International*, *AFCA/Kodak*, *FWAA*, *Walter Camp*, *Football News* and *The Sporting News* (one of just six unanimous All-Americans in CU history, the fourth Buff at the time to earn such)) ... Also a *Playboy* Preseason All-American prior to his senior year ... He was an honorable mention All-American as a junior in 1990 ... A two-time first-team All-Big Eight selection as a junior and senior, the first Buff center to ever be honored twice with all-league honors ... One of six finalists for the 1991 Outland Trophy Award ... In his three seasons as a starter (37 games, 1989-91), the team rushed for 9,843 yards in 34 games (or 289.5 yards per); Colorado ranked second, sixth and 19th in the nation, respectively, those three years ... In over 2,200 career plays, he allowed just four quarterbacks sacks and was called for a penalty only four times (just one of each his senior year) ... One of the few offensive linemen to be selected as the Collegiate Athlete of the Year by the Colorado Sports Hall of Fame (for 1991) ... Won the team's Derek Singleton Award as a senior (for spirit, enthusiasm and dedication) ... A ninth round pick by Kansas City in the 1992 NFL Draft (244th overall) ... He played in 137 career NFL games with Chicago Bears (1992-95), Indianapolis (1996-98), Cincinnati (1999) and Washington (2000) ... Returned to Colorado after his retirement and spent two seasons as the radio color analyst for CU football and basketball for KOA-Radio ... One of 26 players to have his jersey honored and name hung in Folsom Field He was an inspiration nationally to many as he has been a Type I Diabetic since the 8th grade ... He is currently a third grade teacher at the Colorado Academy in Denver and an assistant coach at Arapahoe High School ... He was born June 18, 1969 in St. Louis and was an all-state performer at Kirkwood (Mo.) High School.



**Dick Tharp, Athletic Director (1996-2004)**

Dick Tharp was named CU's fifth full-time athletic director in 1997 (following an interim appointment) and served eight years in the position; he followed Harry Carlson (1927-65); Eddie Crowder (1965-84), Dr. Jane Wahl (women's AD, 1975-79) and Bill Marolt (1984-96) ... His first major accomplishment as AD was a brainchild: CU needed an Athletic Hall of Fame, and thus assembled a small staff to research one and eventually make it a reality a little over a year into his tenure ... Also was the impetus in creating CU's unique "Living Legends" program, honoring letterwinners 50 years after they first letter ... He hired several head coaches, including Gary Barnett, who led the Buffaloes to its only Big 12 championship in 2001 and four Big 12 North titles, and one still on staff, women's golf coach Anne Kelly ... Developed the first real long-range plan for the department, Athletics 2010, which was a blueprint for success, accountability and facility growth and were incorporated into later three- and five-year plans ... In his years of involvement with CU athletics, he negotiated, drafted and executed contracts for numerous head coaches, most notably Barnett, Bill McCartney, Ceal Barry, Ricardo Patton and his predecessor as athletic director, Bill Marolt ... He also oversaw the construction in 2003 of the East Side Club and Suites for Folsom Field, the first major addition to the stadium since 1968.... Tharp enjoyed a long association with the Boulder campus, dating back to his days as a student in CU's School of Law, earning his juris doctorate degree in 1973 ... Following his graduation from CU, he became the school's assistant university counsel, a position he held until 1976, when he was named acting university counsel. He remained in that capacity through 1983 ... During that tenure he was involved in a variety of athletic dept issues including NCAA relationships and investigations, coaches contracts, policies and regulations of the athletic department, compliance with Title IX and legal proceedings including New England Patriots v. CU when CU hired Chuck Fairbanks ... He would return to CU in 1989 after being named vice president and university counsel by then-President Dr. Gordon Gee; he spent five years in that capacity which included being the liaison for athletics to the president's office ... Together with Marolt they worked hard to grow athletics during some of the most productive years in school history, including a football national championship ... In 1996, he was asked by the University to become interim athletic director upon Marolt's return to the U.S. Ski Team (which became a permanent appointment in June 1997) ... He was born March 10, 1948, in St. Louis, Mo., and graduated from Omaha (Neb.) Westside High School, where he lettered in basketball, football and baseball ... In 1969, he was awarded a "British Blue," the highest honorary award in Britain when he played for the all-British University team when attending St. Andrews University his junior year ... He went on to continue his attendance at DePauw University (Greencastle, Ind.) earning a bachelor of arts degree in history in 1970. He graduated with Phi Beta Kappa honors and was a first-team Academic All-American ... He was awarded an NCAA postgraduate scholarship and attended CU's Law School (earning his J.D. degree in 1973) ... He was married to the late Melinda Siebert for 44 years (she passed in 2015 after a nine-year battle with cancer), and has three grown sons, Travis, Taylor and Tucker, all of who played Division I athletics (Travis baseball at Northwestern, Taylor football at Boise State and Tucker baseball at Kansas) ... He is also an honorary member of the Alumni C-Club at Colorado, earning the Honorary C in 1988 ... He has been inducted into the DePauw Athletic Hall of Fame (1999) and the Omaha Westside Athletic Hall of Fame (2009) ... He has a history of being very active in community and charitable events in and around Boulder County. Since



retiring and leaving CU, for the past 16 years he has served on the board of directors in support of the Boulder non-profit Greenhouse Scholars, which works to fund and provide mentorship for overachieving yet underprivileged high school students, in several states, to pursue their education.

Debbie Willcox, Gymnastics (1978-80)

Her interest in the sport was spurred on by Olga Korbut's performance in the 1972 Munich Olympics; in her first major competition, she placed third in the all-around in the junior division of the AAU Nationals ... A year later, she won the 1974 U.S. title in the all-around, garnering her instant fame ... She won two medals at the 1975 Pan American Games in Mexico City, a gold with the team and silver in the vault (and was fourth in the all-around) ... As a 16-year old high school junior in the 1976 Summer Games in Montreal, she played a major role in upgrading her nation's international gymnastics image by finishing 10 places higher than any previous U.S. gymnast in Olympic competition; competing in six events overall against the best gymnasts the world had to offer at the peak of their competitive form, Willcox scored a 9.6 on vault, 9.5 on floor exercise, 9.45 on uneven parallel bars and 9.25 on balance beam for an 18th place, 37.80-point all-around total in a history making competition that at the time pitted the traditional powerhouse Russians against the burgeoning Romanians but was also the first time the U.S. women turned in a consistently competitive performance ... Debbie got to Montreal by placing fourth in individual Olympic qualifying and winning a U.S. vs. Canada dual-meet all-around title in Olympic team qualifying ... In addition to her Olympic accomplishments, she won the 1976 South Africa Cup championship, finishing third behind Nadia Comaneci and another Romanian in the all-around standings of a qualifying meet at Tucson, repeated as USGF national uneven bars champion and maintained her Top 10 status in Elite Masters national competition ... Selected as the Colorado Sportswoman of the Year for 1976 ... After graduating high school in the spring of 1978, she enrolled at CU that fall but in the then-Lady Buffs' fledgling program, was on a team comprised mostly of walk-ons; she was enjoying a banner freshman year until the AIAW regionals in Salt Lake City (March '79) where she tore ligaments and dislocated her right knee while finishing her final trick of the all-around competition, which still won to complete a near undefeated season (CU coach Dan Garcia was convinced she would have been the national champion had she not been injured) ... She was the '79 Big Eight champion in the all-around, after finishing first in the vault, second in the uneven bars and floor exercise and third in the balance beam; CU finished second, 1-point behind Nebraska and was 13-2 that year ... She had two surgeries on the knee and wound up redshirting the 1980 season but never competed again after the sport, along with six others, were eliminated due to budget cuts on June 11, 1980; she remained at CU and graduated in 1983 with degrees in Accounting and Information Systems ... She worked for years in computer software with Harris & Paulson, Inc. ... Named the Colorado Sportswoman of the Year for 1977 ... Inducted into the Colorado Sportswomen Hall of Fame in 2015 ... She was born September 16, 1959 in Denver and graduated from nearby Littleton High School and trained at the Littleton's Flyers Club under coach Ron Crescentini, who was also CU's first varsity gymnastics coach (1977; Garcia replaced him the following year).



The precursor of CU's Athletic Hall of Fame was the "Athletic Hall of Honor," which debuted in 1967 until it was discontinued in 1987; this recognition was presented to a person who, while attending the University of Colorado, was awarded a Varsity "C" and attained distinguished achievement in his or her chosen field. There were 65 members of the original Athletic Hall of Honor, the inaugural class including the likes of Byron White and Lee Willard. Athletic director **Rick George** didn't think twice when presented with the idea of restoring the honor, fully supporting its return which will now be incorporated as a wing into the department's Hall of Fame.

Two CU football players who have made their marks in their chosen careers are the first inductees in 35 years, as **Jim Hansen** and **Dr. Eric McCarty** were selected to be the first pair to bring the honor back to life. Induction into the Athletic Hall of Honor is no small accomplishment. Designed to recognize those letter winners who went on to make their mark in their chosen profession, White, the late Supreme Court Justice, epitomizes the significance of the honor.

In addition, a "Legacy Wing" has been added to the Hall. This will be for individuals who have made a lasting impression or contribution for, to or around CU athletics during their lifetimes. They do not have to be former student-athletes, "Honorary C" members or even CU graduates. The inaugural inductees for this wing are non-other than CU "super fans," **Peggy Coppom** and the late **Betty Hoover**, known fondly as CU's "Twins."

All will officially be inducted in the Hall of Fame Thursday evening at dinner ceremony at the CU Events Center, will be featured in the Pearl Street Stampede parade Friday night and will be introduced at halftime of Saturday's CU-Arizona State game (5:35 p.m. kickoff). Inductees are nominated by their peers in the Alumni C-Club or by members of the selection committee; there were 23 semifinalists that emerged from over 40 names submitted over the last three years; a veteran's committee pours over eligible candidates prior to 1950 and annually forwards one additional member for induction. An athlete must be at least 10 years removed from their CU career and retired from professional sports (teams) to be considered for induction.



LEGACY WING INDUCTEES

The Twins: Peggy Coppom & Betty Hoover

Peggy Coppom and the late **Betty Hoover** are the most recognizable fans in CU athletic history ... They are estimated to have attended over 3,000 games and matches between football, men's and women's basketball and several of the Olympic sports, and proudly boasted that they never left a game early ... They first became season ticket holders in 1958 but attended events as much as 15 years earlier ... Born as the Fitzgerald twins in Haxtun, Colo., they moved to Boulder in 1940 and graduated from Boulder High School in 1943 ... Betty passed at the age of 95 in August 2000; Peggy turned 97 last November 19 and has been dubbed by many as "the matriarch of the Buff family" ... The twins are honored on campus with a plaque just off the Buff Walk on the east side of Folsom Field, with "twin" trees that were planted on June 26, 2021 on each side framing the plaque. There are likely more pictures of fans posing with the twins than with any other people connected to CU in history, which would include musicians, astronauts, actors and actresses, athletes and politicians.



ATHLETIC HALL OF HONOR INDUCTEES

Jim Hansen, Football (1989-92)

One of the most celebrated student-athletes ever at Colorado, as a senior in 1992 he was awarded a Rhodes Scholarship (the first at CU since Joe Romig in 1961) - the oldest and arguably most prestigious international scholarship program in the world ... He also earned the ultimate scholar-athlete award in football the same year, named the recipient of the William V. Campbell Award, which is considered the "Academic Heisman," and was selected as the CoSIDA Academic All-America Team Member of the Year - the top scholar athlete across all sports ... He was a three-time, first-team Academic All-American, a two-time College Football Association Scholar-Athlete team member and a four-timer on the Academic All-Big Eight team ... An Aerospace Engineering major, his grade point average was 3.941 (he earned 33 A's, six A-minuses and one B+ as he had the highest GPA in his major and the third highest in all of engineering) ... On the field as a senior, he earned honorable mention All-America honors (United Press International), and was a first-team All-Big Eight selection (*Associated Press*) ... Ahead of his senior season, he was named the winner of the Anson Mount Scholar-Athlete Award as the nation's top football student-athlete, in conjunction with the *Playboy* All-America team ... He earned honorable mention All-Big Eight honors as a junior ... Played defensive tackle as a freshman but switched to offense prior to his sophomore year ... After earning his doctorate at Oxford, he returned to the states and was a professor at M.I.T. before accepting a position at the U.S. Naval Research Laboratory where he leads projects on a diverse range of topics including Horn of Africa piracy, South American drug runner interdiction, and submarine planning netting him a Department of the Navy Meritorious Civil Service Award and an Arthur S. Flemming Award recognizing exceptional federal employees ... He now leads NRL's Marine Meteorology Division, helping the U.S. Navy better understand the atmosphere/ocean environment so



that they can be better simulated, better predicted, and allow warfighters to make better decisions ... In 2018, he became CU's first-ever recipient of the NCAA's Silver Anniversary Award, which recognizes those student-athletes 25 years after their final year of eligibility who have gone on to great success in their careers ... Born Nov. 14, 1969 in Seattle, graduating from its Tyee High School ... He is married to the former Julianna Ott, and has two children in college, Kathryn (sophomore at Utah) and Jack (freshman at Oregon State).

Dr. Eric McCarty, Football (1983-87)

Dr. Eric McCarty is completing his 19th year working with the CU athletic program, having joined the sports medicine team in July 2003 ... He is currently a Professor and the Chief of Sports Medicine and Shoulder Surgery position in the Department of Orthopedics at University of Colorado School of Medicine in Denver ... His academic and surgical prowess enabled him to return to his home state where he starred as both a prep and collegian ... He returned to CU from Vanderbilt University, where he was an orthopedic surgeon, assistant professor and team physician for the Commodores' athletic teams for four years (1999-2003) ... McCarty is the head team physician for the University of Colorado, and the medical director and head team physician for the National Hockey League's Colorado Avalanche and was the head orthopedic team physician for the University of Denver for the past 18 years ... He is a nationally and internationally recognized board-certified sports medicine trained orthopedic surgeon and shoulder specialist and his specialized practice involves the care of collegiate and professional athletes as well as recreational and highly competitive athletes from the community ... A large part of his practice is the sports medicine care of high school athletes in the state of Colorado ... He graduated in 1988 from CU with a degree in kinesiology and a 3.75 grade point average ... A four-time Academic All-Big Eight team member, he was the first in school history to be honored four times ... An Academic All-American his senior year, when he reached the finalist stage for the Rhodes Scholarship ... On the field, he earned first-team All-Big Eight honors as a senior, when he led the Buffaloes with 148 tackles, the fourth highest total at the time in team history. He had 237 career tackles in two years on defense, after moving over from offense where he played fullback (503 career rushing yards), and earned four letters ... He earned his M.D., with honors, in 1993 from the University of Colorado School of Medicine in Denver, and did his internship and residency at Vanderbilt in orthopedic surgery between 1993 and 1998 ... Shortly thereafter, he spent a year at the internationally renowned Hospital for Special Surgery in New York City, where he received a fellowship in sports medicine and shoulder surgery (while residing in New York, he worked with the NFL's New York Giants) ... In addition to his busy clinical practice, McCarty is very active in research, teaching, and writing articles in the field of sports medicine and knee and shoulder surgery ... He has been the recipient of over four dozen awards in his professional career, and has published books, chapters and over 275 research articles relating to sports medicine and shoulder and knee conditions ... He also is very active in national and international sports medicine societies and has been in leadership positions in these societies ... He was born November 16, 1964 in Landstuhl, West Germany and graduated from Boulder High School in 1983, where he was the state's player of the year as a senior and one of the nation's top recruits; he won the prestigious *Denver Post* Gold Helmet Award that same year ... He is married to Miriam who he met at the Blue Gray College Football All Star game following his senior year and is the father of four grown children, Madeleine, Eric Cleveland, Jr., Shannon and Torrance.



DID YOU KNOW? That CU's inaugural Athletic Hall of Fame class included just one inductee? In 1998, the late **Byron "Whizzer" White** was the sole former Buff enshrined; he is still, to this day, considered CU's greatest all-around athlete. He was also in the first class of the state's Hall of Fame class in 1965, and was CU's first to be enshrined in the College Football Hall of Fame in 1954 - its second class.

**DORRELL DISMISSED AS HEAD FOOTBALL COACH; SANFORD NAMED INTERIM***Defensive Coordinator Wilson Also Not Retained*

University of Colorado Athletic Director **Rick George** announced on Sunday, Oct. 2, that the school will be parting ways with Head Coach **Karl Dorrell** after nearly two-and-a-half seasons. Under Dorrell, the Buffaloes were 8-15 in two-plus seasons at the school (6-9 record in Pac-12 Conference play), but after a 4-0 start in the COVID-19 shortened 2020 season, CU has lost 15 of its last 19 games, including a 43-20 setback at Arizona on Saturday night. The loss dropped CU to 0-5 on the season, only the fourth time the Buffs have dropped the first five games in any single year.

Mike Sanford, who is in his first year as CU's offensive coordinator, has been named interim head coach for the remainder of the 2022 season. A 17-year veteran of the coaching profession, Sanford previously served as a head coach for Western Kentucky in 2017 and 2018.

He is the fourth interim coach in CU's 133-year football history; **Mike Hankwitz** (2005 Champs Sports Bowl), **Brian Cabral** (the last three games of the 2010 season) and **Kurt Roper** (2018 season finale at California) previously were anointed as interims.

Dorrell was named the Pac-12's Coach of the Year for that 2020 season, and also garnered the Football Writer's Association of America "First First-Year Coach of the Year" honor for a coach at a new school, as CU finished 4-2 and earned an Alamo Bowl berth, the school's second postseason bowl appearance since 2007.

"I want to thank Karl for his hard work in leading our program since 2020," said George. "Ultimately, however, the results on the field just did not measure up to our expectations and standards, which made it necessary for us to make this change at this time. It was an extremely difficult decision and I wish Karl all of the best in his future endeavors.

"We still have a lot of games to play, which is why I made the decision now. We have seven games remaining on our regular season schedule and I'm confident that we have the talent and the will to win the games down the stretch. I have full confidence in Mike to lead this football program. Mike has had a lot of success in his coaching career. And he's an incredible motivator. I'm excited to see Mike in this role and think he will bring the team the energy that we need.

Dorrell departed having completed over half of a five-year contract, and will receive an approximate buyout of \$8.7 million. Per the terms of the contract, Dorrell will be paid in installments and the total buyout would be mitigated by the salary of his next position. Funds for the buyout will come exclusively from the athletic department budget and will be completely separate from tuition money, taxpayer dollars, student fees, or the campus general fund.

"I fully support Rick in making this difficult decision to dismiss Coach Dorrell," said Chancellor **Philip DiStefano**. "The football team is an important part of the university and I know our students, alumni, and fans have high expectations for a winning product on the field. I thank Coach Dorrell for his dedication to CU Boulder and his unwavering commitment to our student-athletes."

In addition, defensive coordinator/outside linebackers coach **Chris Wilson** was also dismissed; he was in his second stint on the CU staff and had been promoted to the position ahead of the 2021 campaign.

Sanford accepted the interim role and named defensive line coach **Gerald Chatman** as the team's defensive coordinator and passing game coordinator and tight ends coach **Clay Patterson** as offensive coordinator. He also promoted to assistant coach status **Chris Reinert** (special teams, from quality control) and **Jeff Smart** (defensive assistant, also from quality control). Graduate assistant **Nathan Dodson** will work with Sanford with the quarterbacks.

"We believe that this is an opportunity to have eight games moving forward," Sanford said. "We're looking at it from the perspective of each game that we play is in our mission to get an eighth game. We believe that the energy that we have to galvanize this football team and bring everybody together is an opportunity for us to go compete for an eighth game.

"We have not been eliminated from any postseason to this point, and it all starts with having a fantastic bye week leading into the California game," he continued. "The team is what is directly in front of me and what is on the forefront of my mind. These are tremendous student athletes. These players haven't quit. They have shown nothing but fight. They have shown resolve and they've shown the leadership that we would all want to see in our own sons.

"I'm incredibly grateful for the opportunity to lead these men, to lead this staff through tough troubled times, but to also look at this as a new opportunity. We wiped the first five games literally off our schedule in the unit meeting. We put a black paper over those first five games and this is a fresh start. It's a fresh start for players to have an opportunity that weren't in the position they want to be in with regards to playing time to go out and play. And we're going to look for players that are the most bought in, that are the most fired up and the most selfless individuals to represent this fine university.

George indicated the national search for a new head coach will begin immediately but no updates on the search process will be provided until a new coach is named. He has indicated that Sanford would be in the candidate pool.

"We will be diligent in our search process and we will be incredibly thorough," George said. "We will leave no stone unturned in our quest to get this football program back to national prominence. Over the next few months, you'll read a lot of things on social media, we all do. When you hear from me on our next head coach, that's when you'll know. Between now and then I won't be commenting on the specifics of the search.

"This time around when we have two months in front of us to get to the best coach for this job," George added. "To that end, I'll be working in consulting with football people that are knowledgeable, that are former Buffs that have agreed to help advise me during this process in addition to the national network of great football minds that we have access to. These individuals care deeply about this program, and I'll utilize them throughout this process.

"We are fully committed to doing what it takes to get our football program back to national prominence."

**SNAPSHOT: INTERIM HEAD COACH MIKE SANFORD**

Mike Sanford was named interim head coach on October 2, the fourth interim coach in CU's 133-year history. He is **1-0** at Colorado and **10-16** in his third season as a collegiate head coach. He was named offensive coordinator and quarterbacks coach on December 17, 2021, returning to his western roots he previously experienced as a player and a coach. He won't directly coach the quarterbacks in his new role but will continue to have a significant role in working with them.

Sanford, 40, is a veteran of 17 seasons as a college coach in assorted positions including six as an offensive coordinator. He came to Colorado from the University of Minnesota, where he was the Gophers' offensive coordinator and quarterbacks coach for the 2020 and 2021 seasons. His vast resume includes personally coaching almost every position at one time or another on offense, in addition to experience as a recruiting coordinator and two years as a head coach (at Western Kentucky). He has coached and/or recruited numerous players who have earned All-America honors and have gone on to play professionally in the National Football League.

He has had significant influence in developing offensive skill position players throughout his career. Those have included quarterbacks DeShone Kizer and Ian Book (Notre Dame), Kevin Hogan (Stanford), Jordan Love (Utah State), Ryan Finley and Grant Hedrick (Boise State) and Mike White and Brandon Doughty (Western Kentucky), receivers Ty Montgomery (Stanford), Will Fuller, Chase Claypool and Equanimeous St. Brown (Notre Dame), running backs Stepfan Taylor and Tyler Gaffney (Stanford), Jay Ajayi (Boise State) and tight end Durham Smythe (Notre Dame).

Among his top recruits were running back Christian McCaffrey, who he helped land at Stanford prior to moving on to Boise State for his first coordinator position; quarterbacks Ian Book Phil Jurkovec, receiver Jacon McKinley and guard Aaron Banks (Notre Dame) and quarterback Brett Rypien (Boise State). And also at Stanford, as an offensive staff assistant early in his career and with no full-time quarterback coach on the staff at the time, he was instrumental in the recruitment and early development of Andrew Luck.

As the head coach at Western Kentucky for the 2017 and 2018 seasons, he led the Hilltoppers to a berth in the AutoNation Cure Bowl in his first year, one of just five rookie head coaches to take his team to a bowl game in 2017. Two of his players were selected in the 2018 NFL Draft, as linebacker Joel Iyegbuniwe was a fourth round pick by the Chicago Bears and quarterback Mike White a fifth round selection by the Dallas Cowboys. In addition, tight end Deon Yelder signed as a free agent with the Kansas City Chiefs. Under Sanford, Western Kentucky was 9-16 overall (6-7 in '17, 3-9 in '18), had 28 Conference USA all-league players in two seasons, and off the field, WKU focused heavily on community service (improving the team's commitment by more than 500 percent) and academics, with 75 student-athletes improving their grade point averages with 39 achieving a 3.0 or higher semester GPA.

He was named head coach at WKU after a two-year stint (2015-16) as the offensive coordinator and quarterbacks coach at Notre Dame under head coach Brian Kelly. He mentored quarterback DeShone Kizer, who would finish his career as the Fighting Irish all-time leader in total offense per game with 272.2 yards, as well as the highest points responsible for per game mark (15.6) and the second-best passing efficiency rating (147.7). In 2015, when Notre Dame finished 10-3 and was ranked as high as No. 4, the Fighting Irish averaged 466.4 yards of total offense per game (third-most in program history). Those Notre Dame teams boasted three wide receivers who would be drafted into the NFL and remain active: Will Fuller,


the 21st pick overall by Houston in the 2016 draft (now with Miami), Equanimeous St. Brown, a sixth round selection by Green Bay in 2018, and Chase Claypool, whom Pittsburgh picked in the second round in 2020.

In 2014, Sanford earned his first role as an offensive coordinator at his alma mater, Boise State, when the Broncos went 12-2, won the Mountain West championship and defeated Arizona in the Fiesta Bowl. While Sanford's development of quarterbacks is well documented, his work with Boise State running back Jay Ajayi is just as if not even more notable. In Sanford's explosive offense, Ajayi led the FBS in scoring (13.7 points per game) and became the only player in FBS history to record 1,800 rushing yards and 500 receiving yards in a single season. Ajayi set Boise State single-season records for rushing yards (1,823), rushing touchdowns (28), all-purpose yards (2,358) and carries (347). He would go on to play five seasons in the NFL after being selected by Miami in the fifth round of the draft, and would be named to the Pro Bowl after rushing for 1,272 yards in 2016.

In three seasons at Stanford (2011-13) working side-by-side with head coach David Shaw, the Cardinal went 34-7, winning two Pac-12 titles and earning berths in two Rose and one Fiesta bowls. As the running backs coach from 2011-12, Sanford was instrumental in the development of Doak Walker Award semifinalist and 2013 Rose Bowl offensive MVP Stepfan Taylor. Sanford then coached the quarterbacks and receivers in 2013, where he mentored Kevin Hogan and Ty Montgomery, the latter of whom was a consensus All-American who had over 2,000 all-purpose yards that season.

Sanford spent the 2010 season at Western Kentucky as the passing game coordinator and quarterbacks coach. It was just the second year for the Hilltoppers in the FBS, helping to coach WKU to its first two victories after moving up from the FCS ranks. That came after one year at Yale which was his first full-time coaching position in 2009. He coached the tight ends, fullbacks and served as recruiting coordinator in 2009. He spent two years on Jim Harbaugh's staff at Stanford as an offensive assistant (2007-08), which had followed two years (2005-06) as a graduate assistant at UNLV under his father, Mike, then the head coach of the Rebels.

He lettered four years at quarterback Boise State, where he earned his bachelor's degree in Political Science in 2005. He began his coaching career in 2005 at UNLV as a graduate assistant under head coach and his father, Mike Sanford.

**SANFORD'S COACHING EXPERIENCE**

2005-06	UNLV	Graduate Assistant/Quarterbacks & Specialists
2007-08	Stanford	Offensive Assistant/Quarterbacks
2009	Yale	Recruiting Coordinator/Fullbacks & Tight Ends
2010	Western Kentucky	Passing Game Coordinator/Quarterbacks
2011	Stanford	Running Backs
2012	Stanford	Recruiting Coordinator/Running Backs
2013	Stanford	Recruiting Coordinator/Quarterbacks & Receivers
2014	Boise State	Offensive Coordinator/Quarterbacks
2015-16	Notre Dame	Offensive Coordinator/Quarterbacks
2017-18	Western Kentucky	Head Coach
2019	Utah State	Offensive Coordinator/Quarterbacks
2020-21	Minnesota	Offensive Coordinator/Quarterbacks
2022-	Colorado	Offensive Coordinator/Quarterbacks (Interim HC)

**GAME-BY-GAME STARTERS (2022)**

Here are CU's starters for the 2022 season (**bold** indicates first career start):

OFFENSE	WR	WR	WR	LT	LG	C	RG	RT	TE	QB	TB
TCU	Arias	Lemonious-Craig	Bell	Fillip	Roddick	Johnson	Brown	Wiley	Russell	B. Lewis	Fontenot
Air Force	Arias	Tyson	Bell	Fillip	Roddick	Johnson	Brown	Wiley	Russell	Shrout	Fontenot
Minnesota	Arias	Lemonious-Craig	Fauria (TE)	Fillip	Wells	Johnson	Brown	Roddick	Russell	Shrout	D. Smith
UCLA	Arias	Sowell	Sneed	Fillip	Wells	Johnson	Brown	Roddick	Russell	McCown	Offerdahl
Arizona	Arias	Lemonious-Craig	Sneed	Christian-Lichtenhan	Roddick	Wells	Brown	Wiley	Olsen	McCown	D. Smith
California	Arias	Lemonious-Craig	Sneed	Christian-Lichtenhan	Roddick	Wells	Brown	Wiley	Olsen	McCown	D. Smith
Oregon State	Arias	Lemonious-Craig	Sneed	Christian-Lichtenhan	Roddick	Wells	Brown	Wiley	Russell	McCown	Hankerson
DEFENSE	DE	DT	DT	OLB (Joker)	ILB	ILB	OLB (Star)	LCB	FS	SS	RCB
TCU	Lang	Rodman	Sami	Montgomery	Taylor (N)	Perry	Barnes	Reed	I. Lewis	Woods	Moore
Air Force	Lang	Rodman	Sami	Montgomery	Chandler-Semedo	Perry	Barnes	Reed	I. Lewis	Woods	Moore
Minnesota	Lang	Rodman	Sami	Thomas	Chandler-Semedo	Perry	Taylor (N)	Reed	I. Lewis	Mack	Moore
UCLA	Lang	Rodman	Sami	Main (DE)	Chandler-Semedo	M. Williams	Taylor (N)	Reed	I. Lewis	Woods	Moore
Arizona	Lang	Rodman	Sami	Montgomery	Chandler-Semedo	M. Williams	Ham	Reed	Mack	Woods	Moore
California	Lang	Rodman	Sami	Thomas	Chandler-Semedo	Ham	Barnes	Reed	Taylor	Woods	Moore
Oregon State	Lang	Rodman	Sami	Thomas	Chandler-Semedo	Ham	Barnes	Reed	Taylor	Woods	Moore

CONSECUTIVE STARTS—Roddick 17, Sami 14. **CAREER STARTS**—Lang 34, Russell 33, Sami 31, Roddick 25.

PLAYER PARTICIPATION (dressed/played): TCU 81/64; Air Force 78/63; Minnesota 78/67; UCLA 84/65; Arizona 74/64; California 90/69; Oregon State 74/63.

40 DIFFERENT STARTING PLAYERS IN 2022 UP THERE NATIONALLY

Colorado has had **40** different players start games thus far this season (23 offense, 17 on defense); that's the fourth-most in the nation. The list (*compiled by New Mexico sports information*):

1. New Mexico 47; 2. Northern Illinois 41; 3. **Colorado**, Colorado State, Kentucky 40; 6. Hawai'i, Texas Tech 39; 8. Arkansas State, Auburn 38; 10. Michigan State, Notre Dame, New Mexico State 37; 13. South Carolina 36; 14. Utah State 35.

AND ALONG THE SAME LINES

Colorado is tied for 12th for the fewest seniors/graduates starting with just eight, according to a survey Navy conducted. That list:

1. Texas A&M, Wyoming 3; 3. California, Navy, North Texas, Temple; 7. Ball State, Northern Illinois, Utah; 10. LSU, Old Dominion 7; 12. Colorado, Colorado State, Illinois, New Mexico 8.

2022 CAPTAINS

For the first time since 2018, CU selected captains for the start of the season (had been game-by-game from 2019-21). The team voted four players at a team meeting on August 27, and those representing CU are seniors **ILB Terrance Lang**, **ILB Quinn Perry** and **TE Brady Russell** and junior **OG Casey Roddick**. Interim coach Mike Sanford decided to select a special teams captain for the remaining games of the season, starting with the California game:

California: OLB Ben Finneseth

Oregon State: ILB Mister Williams

COLORADO PLAYERS OF THE GAME & SCOUT TEAM POW'S

Here are the coaches' selections for Colorado's player of the game and scout team players of the week:

Opponent	Offensive	Defensive	Special Teams	Offensive Scouts	Defensive Scout(s)	Special Team Scout(s)
California	WR Lemonious-Craig	SS Trevor Woods	S Anthony Lyle	WR Chernet Estes	CB Trey Ortega	none
Oregon State	TB Jayle Stacks	ILB Josh Chandler-Semedo	S Toren Pittman	TB Dante Capulongo	ILB Caiden Robertson	CB Liam McGannon

2022 PAC-12 & COLORADO/NFF POW NOMINATIONS

Here is the list of CU's weekly nominations for the Pac-12 players of the week along with those for the NFF/Colorado Chapter (*—denotes winner):

Opponent	Pac-12 Player of the Week Nominations					Colorado Chapter/NFF	
	Offensive	Offensive Line	Defensive	Defensive Line	Special Teams	Freshman	Player of the Week
UCLA	none	none	none	none	P Trent Carrizosa	QB Owen McCown	QB Owen McCown
Arizona	none	none	none	none	none	none	SS Trevor Woods
California	WR Montana L-Craig	OG Tommy Brown	ILB Josh C-Semedo	DE Terrence Lang	PK Cole Becker	none	WR Montana L-Craig
Oregon State	none	none	none	none	none	none	ILB Josh Chandler-Semedo

SANFORD RESSURECTS CU'S VICTORY CLUB

Interim head coach **Mike Sanford** has reinstated CU's "**Victory Club**," a program that coach **Bill McCartney** brought with him from Michigan when he was hired in 1982; it recognizes players who graded out over 80 percent playing a significant amount of snaps in the previous week's game. Popular and a motivational tool for the players, when earning the honor, they would wear special jerseys for all practices the following week (*see right*). In the overtime win over California, 32 players were recognized as the Club was brought back to life.



**NIGHT & DAY**

Colorado allowed 673 yards on defense in the 43-20 loss at Arizona on Oct. 1; Cal came into its game against the Buffs averaging 398.2 yards offensively but was held to over 100 yards below, to 297. The 376-yard difference between games is the seventh-best improvement from one game to the next in CU history. Those games with a 300-yard or more improvement from one game to the next in CU history, along with the top improvements in points allowed:

Season	Opponent (Yards)	Next Opponent (Yards)	Difference	Season	Opponent (Score)	Next Opponent (Score)	Difference
1980	Oklahoma (875)	Drake (347)	528	1946	Texas (L, 0-76)	Utah State (W, 6-0)	76
1981	Nebraska (719)	Oklahoma State (238)	481	2009	Toledo (L, 38-54)	Wyoming (W, 24-0)	54
1946	Texas (594)	Utah State (127)	467	1977	Oklahoma (L, 14-52)	Kansas State (W, 23-0)	52
1971	Oklahoma (670)	Missouri (225)	445	1992	Nebraska (L, 7-52)	Oklahoma State (W, 28-0)	52
1949	Oregon (515)	Utah State (109)	406	1929	Utah (L, 0-40)	Denver (T, 0-0)	40
2009	Toledo (624)	Wyoming (230)	394	2010	California (L, 7-52)	Hawai'i (W, 31-13)	39
2022	Arizona (673)	California (297)	376	Pac-12:			
1984	Missouri (639)	Iowa State (274)	365	2021	Southern Cal (L, 14-37)	Arizona (W, 34-0)	37
2016	Southern Cal (548)	Arizona State (199)	349	2012	Fresno State (L, 14-69)	Washington State (W, 35-34)	35
2003	Colorado State (585)	UCLA (243)	342	2013	Washington (L, 7-59)	California (W, 41-24)	35
1999	San Jose State (507)	Kansas (172)	335	2016	Oregon (W, 41-38)	Oregon State (W, 47-6)	32
1959	Oklahoma (476)	Kansas State (156)	320	2011	UCLA (L, 6-45)	Utah (W, 17-14)	31
1974	Oklahoma (641)	Missouri (331)	310	2022	Arizona (L, 20-43)	California (W, 20-13, OT)	30
1992	Nebraska (428)	Iowa State (118)	310				
Other vs. Out-of-Division							
2013	Arizona State (532)	Charleston Southern (196)	336				
2015	Colorado State (500)	Nicholls State (166)	334				

THREE QB STARTERS IN SAME SEASON

With true freshman **Owen McCown** starting against UCLA, it marked the eighth time in the modern era (since WWII) that three quarterbacks have started games for CU in the same season. The list with number of starts in those particular seasons (*—denotes true freshman):

1947 Dick Schrepferman (4), Don Evans (3), Harry Narcisian (2)	1992 Kordell Stewart (9), Duke Tobin (1), *Koy Detmer (2)
1969 Paul Arendt (5), Jim Bratten (4), Bobby Anderson (2)	2000 *Craig Ochs (7), Zac Colvin (2), Bobby Pesavento (2)
1980 Charlie Davis (5), Randy Essington (2), Scott Kingdom (4)	2012 Jordan Webb (9), Nick Hirschman (2), Connor Wood (1)
1987 Sal Aunese (7), Mark Hatcher (3), Rick Wheeler (1)	2022 * Owen McCown (3), J.T. Shrout (3), Brendon Lewis (1)

SOUTHPAW SIGNAL CALLERS

Speaking of McCown, he's the first left-handed quarterback to start a game since the late **Sal Aunese** started every game in the 1988 season. But the last two quarterbacks to throw a pass left-handed were **Tyler Hansen** against Cal in 2010 (switched arms and dumped it off that turned into a pick-six) and **Darian Hagan**, who did so a few times in his career from 1988 through 1991 — he was ambidextrous. McCown made the earliest start (fourth game) by a true frosh ever at CU, and threw for the second-most yards by the seven true rookies who have done so and the sixth-most by a QB in any class; it was also the most yards since **Sam Noyer** also had 258 against UCLA in the 2020 season opener.

TRUE FRESHMAN QUARTERBACK STARTING DEBUTS AT COLORADO (7)

Yds	(a-c-i, td)	Player	Opponent	Result	Date (Game #)
418	(50-33-5, 2)	Koy Detmer	OKLAHOMA	T 24-24	10/24/1992 (6)
258	(42-26-1, 1)	Owen McCown	UCLA	L 17-45	9/24/2022 (4)
239	(25-15-0, 1)	Craig Ochs	at Texas A&M	W 26-19	10/07/2000 (5)
198	(20-14-0, 1)	Sefo Liufau	CHARLESTON	W 43-10	10/19/2013 (6)
111	(4- 4-0, 1)	Marc Walters	at Kansas State	W 49- 3	11/22/1986 (11)
72	(16-12-0, 0)	Tyler Hansen	at Missouri	L 0-58	10/25/2008 (8)
58	(22-11-1, 0)	Randy Essington	at Missouri	L 7-45	10/18/1980 (6)

MOST PASSING YARDS GAINED, FIRST CAREER START AT COLORADO

Quarterback, Class	Date	Opponent	Result	Passing
Koy Detmer, Fr.	10/17/92	OKLAHOMA	T 24-24	50-33-5, 418, 2 td
Kordell Stewart, Soph.	9/05/92	COLORADO STATE	W 37-17	36-21-1, 409, 4 td
Joel Klatt, Soph.	8/30/03	Colorado State (Denver)	W 42-35	34-21-0, 402, 4 td
John Hessler, Soph.	9/30/95	at Oklahoma	W 38-17	34-24-0, 348, 5 td
Steven Montez, Fr.-RS.	9/24/16	at Oregon State	W 41-38	32-23-2, 333, 2 td
Owen McCown, Fr.	9/24/22	UCLA	L 17-45	42-26-1, 258, 1 td
Mike Moschetti, Jr.	9/05/98	Colorado State (Denver)	W 42-14	32-21-0, 257, 3 td
Sam Noyer, Sr.	11/07/20	UCLA	W 48-42	31-20-0, 257, 1 td

ONE OF 15 IN 2022

The Buffaloes are one of just 15 of the 131 FBS schools who will not line up against an FCS team in 2022. CU is joined by USC in the Pac-12 (the Trojans are one of two schools to have yet to play an FCS team along with Notre Dame; the Irish face one in 2023). The remaining dozen this fall are: Georgia State, Houston, Louisville, Maryland, Michigan, Michigan State, Ohio State, Oklahoma, Old Dominion, Penn State, Texas and Texas-El Paso. CU's next FCS game is the 2024 seasons opener against North Dakota State; the only other one on future schedules is the 2027 opener against Colgate. (*The newest and 131st FBS school is James Madison, moving up from the FCS into the Sun Belt Conference*).

NON-CONFERENCE TWO-FERS

Not many teams in the so-called "Power 5" schedule two "Power 5" teams in their non-conference slates. Notre Dame technically leads the way with five, not including the agreement to play four ACC teams in 2022, which then puts it at nine total (but you would have to count all the conference games for the others listed below). There are 11 teams playing two, including **Colorado**. (For season total, add nine Power 5 opponents to the count below to any Pac-12, Big Ten or Big 12 team, and eight to any ACC or SEC team. **Only CU and West Virginia, because the Pac-12 and Big 12 play nine conference games, have 11 Power 5 opponents in 2022.** A look at who is double dipping (or more) in 2022:

Boston College (2; 0-1): Rutgers (L), at Notre Dame (Nov. 19)
Clemson (2; 0-0): at Notre Dame (Nov. 5), South Carolina (Nov. 26)
Colorado (2; 0-2): vs. TCU (L), at Minnesota (L)
Duke (2; 1-1): at Northwestern (W), at Kansas (L)
Florida (2; 1-0): Utah (W), Florida State (Nov. 25)
Florida State (2; 1-0): at LSU (W), Florida (Nov. 25)
Georgia (2; 1-0): vs. Oregon (W), Georgia Tech (Nov. 26)

Georgia Tech (2; 0-1): Mississippi (L), at Georgia (Nov. 26)
Notre Dame (5; 2-2): at Ohio State (L), Cal (W), BYU at Las Vegas (W), Stanford (L), at USC (Nov. 26)
Pittsburgh (2; 1-1): West Virginia (W), Tennessee (L)
Syracuse (2; 1-0): Purdue (W), Notre Dame (Oct. 29)
West Virginia (2, 1-1): at Pittsburgh (L), Virginia Tech (W)



INTERIM COACHES

Mike Sanford was named the fourth interim head coach in CU history on October 2, and will coach the more games than the three before him who held the tag; he is **1-1**, winning his first game (20-13 over California in overtime) before losing at Oregon State; interim head coaches are now **3-4**. **Mike Hankwitz** was 0-1 (lost to Clemson in the 2005 Champ Sports Bowl after replacing Gary Barnett); **Brian Cabral** was 2-1 over the final three games of the 2010 season subbing for Dan Hawkins (wins over Iowa State and Kansas State and a loss at Nebraska); **Kurt Roper** was 0-1 in the 2018 finale (a 33-21 loss at California after Mike MacIntyre was dismissed). Sanford will actually be the third CU coach to debut against Cal; in 1982, **Bill McCartney's** first game was against the Bears in a rain-soaked 31-17 setback in Boulder.

TRUE FRESHMEN QUARTERBACKS

QB Owen McCown is at present one of just eight true freshmen who have started at least one game for the 131 schools in the FBS. Here are their numbers (ranked by efficiency) through games of October 22:

Quarterback, School	Class	G-GS	(W-L)	Att	Com	Int	Pct.	Yards	TD	Rating
A.J. Swann, Vanderbilt	Fr.	7- 5	(1-4)	163	94	1	57.7	1,068	8	127.7
Zach Wilcke, Southern Mississippi	Fr.	7- 6	(4-2)	150	90	8	60.0	979	7	119.6
E.J. Warner, Temple	Fr.	5- 4	(1-3)	201	109	7	54.2	1,236	7	110.4
Owen McCown, Colorado	Fr.	4- 3	(1-2)	100	57	2	57.0	600	2	110.0
Zion Turner, Connecticut	Fr.	8- 7	(3-4)	154	94	4	61.0	790	5	109.6
Gavin Frakes, New Mexico State	Fr.	7- 4	(2-2)	79	38	6	48.1	517	3	100.4
Brayden Fowler-Nicolosi, Colorado State	Fr.	3- 1	(1-0)	37	17	2	45.9	194	1	88.1
Bishop Davenport, Utah State	Fr.	2- 1	(0-1)	35	20	1	57.1	145	0	86.2



WELLS A RARE TRUE FRESHMAN OL STARTER

C/OG Van Wells has started five games (three at center, two at left guard), just the 13th true freshman to start a game on the offensive line in CU history (since freshmen became eligible in 1972). Only a handful have done so nationwide, as it is a rarity as most need to develop. Wells, 6-2, 290 (Houston, C.E. King High School) is the first of the 13 to start at center and the five starts are the fifth-most. CU's true freshman offensive line starters (*—started in season opener):

Player	Season	Pos.	GS	Player	Season	Pos.	GS	Player	Season	Pos.	GS
Leon White	1973	OG	3	Marwan Hage	2002	OG	2	Max Tuioti-Mariner	2008	OG	2
Guy Thurston	1979	OG	3	Brian Daniels	2003	OG	9	Alex Lewis	2011	OT	1
Eric Coyle	1982	OG	4	Kai Maiava	2007	OG	8	Frank Fillip	2018	OT	2
*Clint Moore	1991	OG	8	Ryan Miller	2007	OT	6	Van Wells	2022	OG/C	5 (C 3, LG 2)
Dolyn Jackson	1991	OG	3								

TRUE FROSH IN STARTING LINEUP

With **QB Owen McCown**, **WR Chase Sowell** and **OG Van Wells** starting on offense against UCLA, it was the first time three true freshmen started the same game on offense since 2008 and overall since 2012. The most true freshman starters in a CU lineup since 1972, when freshman became eligible for the first time since the mid-1950s (*—denotes Independence Bowl).

Date	Opponent	(#) Players	Redshirt Freshmen Starters:
Nov. 21, 1987	KANSAS STATE	(4) HB Eric Bieniemy, TE George Hemingway, OLB Kanavis McGhee, OLB Alfred Williams	OG Joe Garten
Sept. 28, 1991	at Stanford	(4) FB Kendall Bussey, RG Dolyn Jackson, ILB Jon Knutson, LG Clint Moore	TB Kent Kahl
Oct. 28, 2000	OKLAHOMA ST.	(4) SG Marwan Hage, N Marques Harris, QB Craig Ochs, TB Bobby Purify	none
Oct. 18, 2003	at Kansas State	(3) ILB Walter Boye-Doe, OG Brian Daniels, CB Terrence Wheatley	CB Sammy Joseph
Sept. 29, 2007	OKLAHOMA	(3) WR Kendrick Celestine, LG Kai Maiava, WR Josh Smith	QB Cody Hawkins, WR Scotty McKnight
Oct. 13, 2007	at Kansas State	(3) TB Brian Lockridge, LG Kai Maiava, RT Ryan Miller	QB Hawkins, WR McKnight
Oct. 20, 2007	KANSAS	(3) LG Kai Maiava, RT Ryan Miller, WR Josh Smith	QB Hawkins, WR McKnight
Nov. 3, 2007	MISSOURI	(3) LG Kai Maiava, RT Ryan Miller, WR Josh Smith	QB Hawkins, WR McKnight
Dec. 30, 2007	*Alabama	(4) WR Kendrick Celestine, LG Kai Maiava, RT Ryan Miller, WR Josh Smith	QB Hawkins
Nov. 8, 2008	IOWA STATE	(3) TE Ryan Deehan, QB Tyler Hansen, TB Darrell Scott	OG Blake Behrens
Sept. 8, 2012	SAC STATE	(5) CB Kenneth Crawley, NB Marques Mosley, TB Christian Powell, DT Josh Tupou, CB Yuri Wright	none
Sept. 15, 2012	at Fresno State	(6) CB Kenneth Crawley, TE Victor Hobbs, NB Marques Mosley, TB Christian Powell, DT Josh Tupou, CB Yuri Wright	C Brad Cotner, WR Nelson Spruce
Oct. 11, 2012	ARIZONA STATE	(5) CB Kenneth Crawley, NB Marques Mosley, TB Christian Powell, WR Gerald Thomas, DT Josh Tupou	WR Spruce
Nov. 10, 2012	at Arizona	(6) CB Kenneth Crawley, TE Victor Hobbs, SS Marques Mosley, TB Christian Powell, DT Josh Tupou, CB Yuri Wright	RT Stephane Nembot, WR Spruce
Nov. 23, 2012	UTAH	(6) TB Donta Abron, CB Kenneth Crawley, DT Tyler Henington, SS Marques Mosley, WR Gerald Thomas, DT Josh Tupou	none
Sept. 24, 2022	UCLA	(3) QB Owen McCown, WR Chase Sowell, OG Van Wells	TB Charlie Offerdahl

19 AND COUNTING

Through seven games, **19** different players have caught a pass for the Buffaloes — 10 wide receivers, five running backs and four tight ends. That has tied the school record in a season, first set in 1999 and matched again in 2004. Fourteen of the players have caught at least two passes, but just **WR Daniel Arias** has more than 10 (16). In both '99 and '04, 14 players caught two or more throws with eight hauling in 10 or more; the '99 team had five players with 20 or more, the '04 squad a record seven with 20-plus.

TRUE FRESHMEN UP THE MIDDLE

When **QB Owen McCown** took the first snap of the Arizona game from **C Van Wells**, they became the first true freshman duo in CU history to accomplish that most rare feat: true frosh at quarterback and center. They are the first and apparently the only pair to do it in 2022 in the FBS (they also lined up in the Cal game and remain on top of the depth chart at their positions). And when **TB Anthony Hankerson** lined up behind McCown later in the game, the Buffs had a "hat trick" of first-year college players lined up the middle.

**TYSON MAKING SOME HISTORY**

WR Jordyn Tyson became the first true freshman in CU history to catch a TD pass in a season opener when he hauled in a 23-yard throw from J.T. Shrout in the fourth quarter versus TCU. Only three redshirt or second-year freshmen have done it (the last being Montana Lemonious-Craig against UNC last year). He caught three passes for 92 yards in CU's loss at Oregon State, the sixth-most in a single game by a true freshman in CU history:

141 (11 receptions), Paul Richardson vs. Kansas at Lawrence, Nov. 6, 2010.
121 (5 receptions), Paul Richardson vs. Iowa State in Boulder, Nov. 13, 2010.
103 (2 receptions), Josh Smith vs. Baylor at Waco, Oct. 6, 2007.

94 (1 reception), Jeremy Bloom vs. Kansas State in Boulder, Oct. 5, 2002.
94 (5 receptions), Shay Fields vs. Arizona at Tucson, Nov. 8, 2014.
92 (3 receptions), Jordyn Tyson vs. Oregon State at Corvallis, Oct. 22, 2022.

OFFERDAHL MAKING HIS MARK

Redshirt freshman **TB Charlie Offerdahl** has seen his first collegiate action this season, and he's getting noticed more and more. At Minnesota, he gained 55 yards on eight carries, the third-most yards gained by a walk-on in CU history, and then earned his first start against UCLA (47 yards on 14 tries). His 131 yards on the season is already the most ever gained in a single season by a walk-on (Note: in 2006, Mell Holiday was awarded a scholarship after the second game of the season; a transfer from Nebraska where he was never on the team, he went on to gain 512 yards for the season, 453 once on scholarship).

SINGLE GAME

Player, Class	Date	Opponent	Att.	Yards	Avg.	TD
Josh Ford, Soph.	Oct. 29, 2011	at Arizona State	10	73	7.3	0
Gary Washington, Sr.	Nov. 19, 1977	KANSAS STATE	1	72	72.0	1
Charlie Offerdahl, Fr.-RS	Sept. 17, 2022	at Minnesota	8	55	6.9	0
Mell Holiday, Sr.	Sept. 2, 2006	MONTANA STATE	12	50	4.2	0

SEASON

Player, Class	Season	Att.	Yards	Avg.	TD
Charlie Offerdahl, Fr.-RS	2022	35	160	4.6	0
Josh Ford, Soph.	2011	22	128	5.8	1
Willie Beebe, Fr.	1978	22	122	5.6	2
Gary Washington, Sr.	1977	3	78	26.0	1

CARRIZOSA MAKES QUITE THE DEBUT

Subbing for an ill Ashton Logan (who was eventually dismissed from the team for violating team rules), true freshman walk-on **Trent Carrizosa** had a solid debut against UCLA; he punted five times for a 46.2 average (44.8 net) placing three inside-the-20 (two inside-the-15, one inside-the-10). In addition, his first punt traveled 51 yards (51 net), the second-longest first career punt by a walk-on (record: John Torp, 63 yards vs. USC in Boulder, Sept. 14, 2002; 63 net). Carrizosa (pronounced care-iz-ossa) is the second known punter of Hispanic origin at Colorado; previously, **Jeremy Flores** (2000-01) punted and placekicked. Punter of Hispanic ethnicity in Division I:

Hispanic Punters (6; Known): Trent Carrizosa, Fr., Colorado; Jesus Gomez, Soph., Eastern Michigan; Ivan Mora, Wake Forest; Aaron Rodriguez, Jr., New Mexico; Bernardo Rodriguez, Sr., North Texas; Daniel Trejo, Texas.

DISCIPLINED PLAY

Colorado has been disciplined when it's come to penalties through six games; the Buffs have just **28** for **250** yards: 19 on offense (130 yards), six on defense (90 yards) and three on special teams (30 yards). In fact, CU's first flag on defense didn't occur until 91 minutes into the season. The **4.7** penalties per game is second in the Pac-12 (behind Stanford, 4.1) and 17th nationally; the **44.6** yards are fourth and 29th, respectively. CU did have season highs at Oregon State (five for 65 yards).

FASTEST TO 100 POINTS

PK Cole Becker is in position to become one of the fastest players to score 100 points in CU history; with 97 through 19 career games, if he scores three points against Arizona State, he'd become the 10th fastest to do so. The quickest players to 100 points in CU history, listed by which number game they scored their 100th point (and their career total after that game):

Player, Class	Seasons	Game Number	Total	Player, Class	Seasons	Game Number	Total
TB Chris Brown	2001-02	13	102	HB Byron White	1935-37	21	116
PK James Stefanou	2017-18	13	104	QB/TB Bobby Anderson	1967-69	21	122
PK Neil Voskeritchian	1994-95	14	106	PK Aric Goodman	2008-09	21	100
PK Jim Harper	1990-91	15	101	TB Eric Bieniemy	1987-89	22	105
PK Jeremy Aldrich	1996-98	15	105	PK Jeremy Flores	2000-01	22	103
TB Charlie Davis	1971-72	16	110	PK Will Oliver	2011-12	22	100
QB Darian Hagan	1988-89	16	114	TB Herchell Troutman	1994-95	23	110
FB Merwin Hodel	1949-50	17	102				
PK Mason Crosby	2003-04	19	103	PK Cole Becker	2021-22	19	97

AND TO 150

As in games coached at Colorado, **Darian Hagan** will coach his **150th** as an assistant for the Buffaloes against the Sun Devils. That's rarified air, as only four others have coached in more games at CU than Hagan, the fifth-place finisher in the 1989 Heisman Trophy race who led Colorado to a 28-5-2 record as the Buffs' starting quarterback from 1989-91. Those who have coached in 100 or more games at CU as a full-time head (*) or assistant coach (does not include freshman or J.V. games):

Coach	Games	Seasons (Years)	Coach	Games	Seasons (Years)
Brian Cabral	294	23 (1990-2018)	Greg Brown	110	9 (1991-93; 2006-09; 2011-12)
Frank Prentup	169	18 (1941-58)	Dal Ward	110	11 (1948-58*)
Frank Potts	167	18 (1927-39; 1940*; 1941-43; 1944-45*; 1946-47)	Marshall Wells	110	11 (1948-58)
Bill McCartney	153	13 (1982-94*)	Gary Barnett	106	16 (1984-91; 1999-2005*)
Darian Hagan	149	13 (2005-10; 2016-22)	Ron Vanderlinden	106	9 (1983-91)
Jon Embree	146	12 (1993-2002; 2011-12*)	Gerry DiNardo	105	9 (1982-90)
Mike Hankwitz	145	12 (1985-94; 2004-05)	Fred Folsom	102	15 (1895-99*; 1901-02*; 1908-15*)
Eddie Crowder	118	11 (1963-73*)	Ray Jenkins	100	10 (1948-57)

**SERIES HISTORY—CU vs. ARIZONA STATE**

Arizona State owns a **9-3** lead in the series (3-2 in Boulder), snapping a two-game losing streak to the Buffaloes with a 35-13 win in Tempe last year; CU had won three of the previous four games before the '20 game was cancelled due to the COVID pandemic. The two finally met on the gridiron for the first time in 2006 in Boulder, despite the fact that the two Rocky Mountain regional powers were located only 589 miles apart. ASU won that game, 21-3, and then the second half of the home-and-home series the following year, 33-14, in Tempe. The Buffaloes finally broke through against the Sun Devils in 2016 in Boulder, winning 40-16; the game was tied at 10 early in the second quarter but a run of 20 straight points broke the game open. Colorado won for the second straight time in Boulder in 2018, as **WR Laviska Shenault** scored all four touchdowns in a 28-21 victory, becoming the first Buff to score two times rushing and receiving in the same game. CU finally broke through in Tempe in 2019 (after five straight losses) with a 34-31 win; CU jumped out to a 14-0 lead, but the Sun Devils fought back to tie the game at 14, 21, 24 and 31 before James Stefanou's 44-yard field goal with 2:03 left provided the winning points. Prior to the '21 game, the Buffaloes had piled up the yards in the previous six games (2,958 to be exact), averaging 493 yards per outing, but is 3-3 in those contests.

The Coaches: Both schools have interim leaders: CU's **Mike Sanford** is 0-0 against ASU; Arizona State's **Shaun Aguano** is 0-0 against Colorado.

SERIES DID YOU KNOW?— The 2007 game in Tempe on September 8, despite a 7:15 p.m. local start time, set the record for the warmest game in Colorado football history at the time: the temperature at kickoff was 102 degrees. It was matched in 2012 at Fresno State.

SERIES SIGNATURE ANNIVERSARY GAME— 6th. **TB Phillip Lindsay** tore through the Arizona State defense for 219 yards and three touchdowns, while **QB Sefo Liufau** threw for 265 (110 to Bryce Bobo) as the Buffaloes defeated the Sun Devils for the first time in eight meetings, 40-16. While the Buffs rolled up 580 yards on offense, the CU defense held ASU to just 199 and forced 10 punts. A 7-7 game after one quarter turned in a CU rout (33-13) by the end of the third.

COLORADO-ARIZONA STATE-A-GLANCE / SERIES TRENDS

Arizona State leads the series, 9-3 (Colorado is 2-3 in Boulder, 1-6 in Tempe). A game-by-game look:

Date	Site	Result	Attend.	Rank CU ASU	CU FD	Rushing att yds td	Passing a-c-i yds td	Tot Off no yds	ASU FD	Rushing att yds td	Passing a-c-i yds td	Tot Off no yds	TV
Sept. 16, 2006	Boulder (N)	L 3-21	47,723	— 22	13	44 133 0	18- 8-1 86 0	62 219	24	37 182 1	37-21-2 248 2	74 430	TBS
Sept. 8, 2007	Tempe (N)	L 14-33	58,417	— —	15	26 32 0	47-17-1 172 1	73 204	22	44 138 1	37-19-1 269 3	81 407	FSN
Oct. 29, 2011	Tempe	L 14-48	53,168	— 23	22	32 83 0	42-26-2 337 1	74 420	25	36 207 4	29-19-0 315 2	65 522	FSN
Oct. 11, 2012	Boulder (N)	L 17-51	45,161	— —	16	32 75 1	42-20-1 180 1	74 255	31	44 261 1	33-23-0 332 5	77 593	ESPN
Oct. 12, 2013	Tempe (N)	L 13-54	50,104	— —	17	35 99 1	30-18-3 169 1	65 268	29	58 276 4	22-11-0 256 2	80 532	P12N
Sept. 13, 2014	Boulder (N)	L 24-38	38,547	— 16	28	57 232 0	54-35-2 313 3	91 545	18	35 223 2	25-15-0 203 3	60 426	ESPNU
Oct. 10, 2015	Tempe (N)	L 23-48	44,157	— —	19	28 49 2	41-26-1 401 1	69 450	21	40 231 1	31-20-1 260 5	71 491	PAC12
Oct. 15, 2016	Boulder (N)	W 40-16	48,588	— —	27	52 315 5	32-23-0 265 0	84 580	7	28 50 0	35-13-1 149 1	63 199	PAC12
Nov. 4, 2017	Tempe (N)	L 30-41	44,553	— —	23	39 109 2	41-23-1 345 1	80 454	27	54 381 3	34-18-0 202 2	88 583	PAC12
Oct. 6, 2018	Boulder	W 28-21	44,553	— —	25	45 166 2	33-24-0 328 2	78 494	18	39 145 2	18-12-0 222 1	57 367	PAC12
Sept. 21, 2019	Tempe (N)	W 34-31	45,786	— 24	20	40 138 1	30-23-0 337 3	70 435	21	28 108 2	39-24-1 345 2	67 453	PAC12
Sept. 25, 2021	Tempe (N)	L 13-35	44,803	— —	18	44 183 1	17- 7-0 67 0	62 250	25	32 167 4	27-20-0 272 1	59 439	ESPNU

CU INDIVIDUAL HIGHS

Most Yards Rushing: 219, Phillip Lindsay, Oct. 15, 2016

Most Yards Passing: 389, Sefo Liufau, Oct. 10, 2015

Most Receptions: 13, Laviska Shenault, Oct. 6, 2018 (127 yards)

Most Yards Receiving: 150, Tony Brown, Sept. 21, 2019 (9 receptions)

CU-ARIZONA STATE BY THE NUMBERS

Here's a look at some numbers-related trivia (or lack thereof) in the Colorado-ASU series:

- 4** The number of U.S. Open (golf) titles won by the two schools alumni golfers (all by Buffs: **Hale Irwin** 3, **Steve Jones** 1);
- 7** The number of times one team has gained 500 or more yards in a game in the series (Arizona State 4, Colorado 3);
- 7:10** The amount of time Colorado used to run out the clock in the '18 win, the longest in CU history to end a game nursing a one-score lead.
- 9** The number of night games played between Colorado and Arizona State in the series (ASU has won seven);
- 9** The number of times Colorado has played in ASU's Sun Devil Stadium (in 2007-11-13-15-17-19 and the 1993, 1995 and 2002 Fiesta Bowls).
- 11-16** Colorado's record against Arizona State in women's basketball, though the Sun Devils have won the last 16 after CU started out 11-0;
- 14-10** Colorado's record against Arizona State in men's basketball; the teams split in 21-22, winning on the opponents' floor;
- No. 16** The highest national ranking (AP) of either team (Arizona State in 2014) when the two have lined up across from each other;
- 28** The number of first downs by Colorado in the 2014 game (**27** in the final three quarters).
- 44** The length of the game-winning field goal by **PK James Stefanou** in the 2019 game in Tempe, a 34-31 Colorado win;
- 109** The number of rushing yards by **TB Hugh Charles** in the 2006 game, one-yard shy of 50 percent of CU's offensive total (219).
- 199** The total offense by Arizona State in the 2016 game, the lowest of either team in the series.
- 200/400** In the first two series' games, Colorado gained in the low 200s on offense (219, 204) while Arizona State topped 400 in both (430, 407);
- 204.02** Steven Montez' QB rating in CU's 34-31 win in Tempe in 2019 (23-of-30, 337 yards, 3 TD, 0 INT);
- 207** Phil Mickelson's winning 54-hole score in the 1990 CU-Fox Acres Invitational at Red Feather Lakes (rounds of 68-70-69 on the par-71 track);
- 219** The number of rushing yards by **TB Phillip Lindsay** in the 2016 game, more than CU rushed for in each of the first five games of the series;
- 523** Yards gained by Colorado in the second through fourth quarters in the 2014 game (to **204** Arizona State).
- 589** The number of miles between Boulder, Colorado, and Tempe, Ariz.;
- 1,509** The number of yards that Colorado has gained in its three wins in the series (**503.0** per);
- 4,705** The difference in elevation (feet) between Boulder (**5,345**) and Tempe (**1,175**; though some areas are near **1,500**).
- 218,107** The combined square miles of both states (Arizona **114,007**/Colorado **104,100**), ranking sixth and eighth, respectively, among the 50 states.



TALE OF THE TAPE / COLORADO & ARIZONA STATE

Here's a comparative look between **Colorado** and **Arizona State** in general areas as well as several statistical categories through games of October 22 (national rankings where applicable in parenthesis):

Category	Colorado	Arizona State	Category	Colorado	Arizona State
2022 Overall Record	1-6	2-5	Third Down Conversion Offense	29.5 (123)	38.8 (73)
Last 50 Games.....	19-31	27-23	Third Down Conversion Defense.....	52.8 (131)	48.0 (126)
Streak.....	Lost 1	Lost 1	Fourth Down Conversion Offense	38.9 (106)	50.0 (70)
vs. AP Ranked Teams (at time of game).....	0-0	1-3	Fourth Down Conversion Defense	46.2 (46)	36.4 (17)
<i>Alumni On NFL Rosters (as of Oct. 23).....</i>	<i>13</i>	<i>10</i>	Three & Outs on Defense	9 (---)	13 (---)
First Downs	115 (124)	133 (105)	Tackles For Loss	4.7 (110)	3.4 (130)
Rushing Offense.....	109.6 (113)	135.1 (88)	Tackles For Loss Allowed	5.7 (77)	6.0 (86)
Average Per Rush	3.4 (110)	4.2 (64)	Quarterback Sacks By	0.9 (129)	1.1 (120)
Passing Offense.....	176.6 (114)	218.4 (89)	Quarterback Sacks Allowed	2.3 (84)	2.6 (96)
Completion Percentage	52.5 (122)	63.1 (57)	Net Punting.....	35.7 (113)	40.0 (42)
Average Per Attempt.....	5.6 (121)	7.7 (55)	Punt Returns.....	6.8 (77)	4.9 (107)
Passing Efficiency	102.4 (124)	136.3 (71)	Punt Return Yardage Defense.....	11.4 (107)	7.4 (69)
Total Offense.....	286.1 (124)	418.3 (60)	Kickoff Returns.....	24.6 (13)	26.1 (7)
Average Per Play.....	4.5 (124)	5.9 (58)	Kickoff Return Yardage Defense.....	23.0 (101)	18.9 (50)
Scoring Offense	13.7 (129)	25.0 (93)	Penalties Per Game.....	4.7 (17)	7.9 (113)
First Downs Allowed	177 (115)	177 (115)	Penalty Yards Per Game	44.6 (29)	75.7 (127)
Rushing Defense	253.7 (120)	154.1 (80)	Turnovers Gained	8 (99)	8 (99)
Average Per Rush	6.2 (130)	4.3 (89)	Turnovers Lost.....	15 (113)	10 (46)
Passing Defense	219.6 (55)	252.9 (96)	Turnover Margin	-1.00 (100)	-0.29 (87)
Completion Percentage	63.5 (98)	62.7 (91)	Interceptions.....	2 (120)	8 (27)
Average Per Attempt.....	7.7 (97)	6.6 (37)	Red Zone Scoring Percentage (Offense)	73.7 (113)	87.0 (42)
Pass Efficiency Defense.....	150.8 (113)	122.0 (37)	Red Zone Scoring Percentage (Defense)	78.4 (34)	90.1 (117)
Total Defense	473.3 (125)	407.0 (96)	Time of Possession	27:36 (115)	28:58 (89)
Average Per Play.....	6.8 (126)	5.5 (62)	Strength of Record (ESPN Power Index)	118	67
Scoring Defense.....	38.7 (129)	28.0 (79)	Schedule Strength (USA Today/Sagarin).....	6	9

THIS DAY IN COLORADO HISTORY: OCTOBER 29

The Buffaloes own a **9-9** record in games played on **October 29**, including a 7-5 mark at home. Significant games on this date: **1904**—Colorado wins for the eighth time in as many tries against down-the-road rival Denver, with the 57-0 score the most lopsided yet in a series where this was also the seventh shutout posted by CU. **1921**—CU traveled its furthest east to date, to the University of Chicago, one of the most significant road trips in the early years of the program; Chicago was a national powerhouse, defeating another one in Princeton the previous week and were too much for the Silver & Gold to handle in pinning a 35-0 defeat on CU. **1949**—The Buffs top Utah, 14-7, holding the Utes to zero passing yards (0-of-7), something which has been done just six times since, and not since 1986. **1960**—A 7-0 whitewash of Oklahoma finally gets the Buffaloes their first win over the powerhouse Sooners since CU joined the Big Seven in 1948. A thorn in OU's side many times during its 47-0-1 run in the 1950s, Chuck Weiss' 1-yard touchdown run in the second quarter was the game's lone score. **1977**—A 24-14 loss at home to Missouri knocks the Buffs out of the top 20 after 13 consecutive weeks, as the Tigers run 90 plays and roll up 432 yards on offense. **1988**—Eric Bieniemy rushed for 166 yards and a touchdown while J.J. Flannigan added 103 and a score as Colorado defeated Iowa State, 24-12. The Buffs had 339 rushing yards in the game and intercepted six Iowa State passes in forcing eight Cyclone turnovers. **1994**—In a battle of undefeated teams, No. 2 Nebraska stifled the No. 3 Buffaloes, winning 24-7 in Lincoln. CU inexplicably abandoned its diversified offensive attack for more of a power running game, and while eventual Heisman Trophy winner Rashaan Salaam rushed for 134 yards and CU's lone score, Kordell Stewart never threw deep to open up the defense while Nebraska rushed for 203 yards and played keep away from the Buffs, with 38:24 of possession time. **2005**—Mason Crosby made a 50-yard field goal with ease with just six seconds left in the game, as CU capitalized on an opportunistic fumble recovery as the Buffaloes defeated Kansas State in Manhattan, 23-20. Joel Klatt threw for 272 yards and a touchdown, in the process becoming CU's all-time passing yards leader. The typical great plains winds in October battered the players all game long, as they gusted between 23 and 40 miles per hour all afternoon. **2011**—In CU's first trip to Arizona State with the two members of the Pac-12, the Sun Devils got the better of the Buffs, 48-14.

OCTOBER 29 COLORADO MVP: S Dick Anderson & RB William Harris, 1966. In Colorado's 24-21 over Oklahoma in Boulder, Harris rushed for 127 yards on 19 carries, setting up three Colorado touchdowns on clutch runs, while Anderson had six tackles, an interception at the Colorado 39 to end a Sooner scoring threat and a fumble recovery that led to the winning touchdown, a 9-yard run by Wilmer Cooks with 13:00 to play.

**THE LAST TIME: ARIZONA STATE 35, COLORADO 13****SEPTEMBER 25, 2021****SUN DEVIL STADIUM, TEMPE**

TEMPE, Ariz. — Colorado finally ended its offensive drought, but it wasn't enough as the Buffaloes dropped a 35-13 decision to Arizona State at Sun Devil Stadium in the Pac-12 opener for both teams.

CU fell to 1-3 overall with its third straight loss and 0-1 in Pac-12 play while ASU improved to 3-1, 1-0.

Colorado's offensive struggles continued for much of the first half, as the Buffs came up empty on their first four possessions, one of which ended in a missed field goal.

Meanwhile, the Sun Devils found the end zone twice, with both scoring drives extended by third down penalties on CU.

ASU took its second possession 45 yards to the end zone, getting new life when a facemask penalty on third down negated a Colorado sack. Four plays later, Daniels scored from 7 yards out and the Buffs trailed, 7-0, with 7:45 to play in the first quarter.

Penalties plagued CU for much of the half, as they were flagged for six infractions for 59 yards in the first 30 minutes. CU finished with eight penalties for 84 yards.

After the two teams traded punts following ASU's score, the Buffs finally drove into Arizona State territory. CU's Brendon Lewis ran for 42 yards on back-to-back plays before the drive stalled at the ASU 28. A 46-yard field goal try, however, was partially blocked and the Buffs came away empty.

ASU then took advantage of another Colorado penalty on the ensuing possession. The Buffs forced an incomplection on third down, but a roughing the passer penalty kept the drive alive and Rachaad White scored from 11 yards out on the next play to extend ASU's lead to 14-0.

The Buffs finally ended their scoreless streak at eight quarters late in the half. CU drove 58 yards over the final three minutes before getting a 51-yard Becker field goal with 13 seconds left in the half, sending CU to the locker room trailing 14-3.

Finally putting points on the scoreboard seemed to inspire the Buffs as they took the opening kickoff of the second half and drove 75 yards to the end zone. Jarek Broussard had two carries for 20 yards to open the drive before Lewis dropped a jet sweep pass to freshman receiver Ty Robinson, who raced 26 yards upfield.

Alex Fontenot then took over, carrying five times in a row for 29 yards, capping the drive with a 1-yard dive into the end zone. Becker's PAT pulled the Buffs to within 14-10 with 11:01 still to play in the third quarter.

Colorado's momentum, though, didn't last long, as the Sun Devils quickly answered with a long drive of their own. ASU's Jayden Daniels completed three passes for 42 yards, setting up a 17-yard touchdown carry on a reverse, giving ASU a 21-10 lead midway through the quarter.

Colorado managed to move close to midfield on its next possession, but a dropped pass on third down ended the drive.

ASU then extended its lead to 28-10 two possessions later on a trick play when wide receiver Ricky Pearsall threw a 30-yard touchdown pass to White.

After another Colorado punt, the Sun Devils capped their evening with a 59-yard scoring drive, with Daniels scoring from 15 out to wrap up the march for a 35-10 lead.

CU did get on the board once more, driving 61 yards before settling for a 33-yard Becker field goal late in the fourth quarter to complete the scoring for the night.

COLORADO	0	3	7	3	—	13
Arizona State	7	7	7	14	—	35

SCORING	Score	Time	Qtr
Arizona State — Daniels 7 run (Zendejas kick)	0-7	7:45	1Q
Arizona State — White 11 run (Zendejas kick)	0-14	9:28	2Q
COLORADO — Becker 51 FG	3-14	0:13	2Q
COLORADO — Fontenot 1 run (Becker kick)	10-14	11:01	3Q
Arizona State — Badger 17 run (Zendejas kick)	10-21	7:53	3Q
Arizona State — White 30 pass from Pearsall (Zendejas kick)	10-28	14:16	4Q
Arizona State — Daniels 15 run (Zendejas kick)	10-35	8:30	4Q
COLORADO — Becker 33 FG	13-35	3:56	4Q

Attendance: 44,803 **Time:** 3:14 **Weather:** 90 degrees, clear skies, 28 percent humidity; winds from the west at 5 mph

TEAM STATISTICS	COLORADO	ARIZONA STATE
First Downs.....	18	24
Third Down Efficiency (Fourth).....	5-15 (1-1)	5-10 (0-0)
Rushes—Net Yards	44-183	32-167
Passing Yards	67	272
Passes (Att-Comp-Int).....	17-7-0	27-20-0
Total Offense.....	250	439
Return Yards	10	41
Punts: No-Average.....	6-47.8	4-43.5
Fumbles: No-Lost.....	0-0	1-0
Penalties/Yards	8/84	7/90
Quarterback Sacks—Yards.....	0-0	3-15
Time of Possession	28:55	31:05
Drives/Average Field Position	10/C21	11/AS26
Red Zone: Scores-Attempts (Points).....	2-2 (10)	4-4 (28)

INDIVIDUAL STATISTICS

Rushing—Colorado: Fontenot 14-65, B.Lewis 10-minus 39, Broussard 12-35, Clayton 7-29, Rice 1-15. **Arizona State:** Daniels 7-75, White 11-37, Ngata 7-33, Badger 1-17, Bourguet 1-7, Hart 3-5.

Passing—Colorado: B.Lewis 17-7-0, 67, 0 td. **Arizona State:** Daniels 25-18-0, 236, Pearsall 1-1-0, 30, 1 td, Bourguet 1-1-0, 6.

Receiving—Colorado: Stanley 2-16, Rice 2-9, Robinson 1-26, Lemonious-Craig 1-9, Broussard 1-7. **Arizona State:** White 5-70, Bunkley-Shelton 4-76, Wilson 4-70, Hpdges 2-38, Pearsall 2-minus 2, Hatch 1-9, Badger 1-6, Conyers 1-5.

Punting—Colorado: Watts 6-47.8 (55 long, 1 In20). **Arizona State:** Czaplicki 4-43.5 (53 long, 3 In20).

Punt Returns—Colorado: Stanley 1-10. **Arizona State:** Taylor 4-41.

Kickoff Returns—Colorado: Rice 2-37, Poplawski 1-10. **Arizona State:** Taylor 2-39, Bunkley-Shelton 1-7.

Interceptions—Colorado: none. **Arizona State:** none.

Tackle Leaders—Colorado: Landman 8,2—10; M.Perry 5,4—9; Blackmon 5,2—7; Gonzalez 5,1—6; Q. Wells 5,1—6; Perry 4,2—6; I.Lewis 3,3—6; Barnes 1,1—2; Bethel 1,1—2; Lamb 1,1—2; Appleton 1,0—1; Ham 1,0—1; Toll 1,0—1; Van Diest 1,0—1. **Arizona State:** Robertson 5,4—9; Butler, 4—7; Soelle 3,3—6; Fields 4,1—5; three with 3,1—4.,

Quarterback Sacks—Colorado: none. **Arizona State:** Moore 1½-8, Green ½-5, Cooper ½-1, Soelle ½-1.

Passes Broken Up—Colorado: Lang. **Arizona State:** Butler, Clark, Williams.

GAME NOTES

The 90-degree temperature at kickoff marked the 20th game in school history of 90 or hotter at kick; CU is 10-10 in these games) ... The Sun Devils now lead the series by an 8-4 margin, including a 6-1 dg in Tempe and 6-4 in night games ... CU is 5-6 in Pac-12 conference openers (3-2on the road) and are 83-43-2 all-time in conference openers ... CU had 63 yards of total offense last week against Minnesota (45 plays); it took 16 plays tonight to accumulate that total (first play of second quarter) ... CU did not commit a fumble for the third time in four games this season (all four came last week versus Minnesota) ... CU has now scored 80 of its last 82 times in goal-to-go situations (63 TD/17 FG) over the course of its last 54 games ... CU had no turnovers for the second game this season (also: UNC) and now has three in 10 games under Karl Dorrell (5-5 record) ... **PK Cole Becker's** 51-yard field goal ended a run of eight straight scoreless quarters (137:11 in time); it was the first field goal of his career (after missing from 53, 46 and 46 yards; it was both the fourth-longest first career field goal by a Buffalo as well as the fourth-longest mad by a freshman ... One player saw his first action in a CU uniform tonight: **TB Noah Wagner** (on special teams; he's the first-ever Buffalo from Conifer, Colo., High School) ... **TB Jarek Broussard** He became the 56th player in CU history to record **1,000** career rushing yards (**1,001**), doing so in his ninth game, the fastest of all Buffalos to do so; **Charlie Davis** ('71-73) previously hit the mark in 10 games. (Reminder: CU dos NOT include bowl stats and will not until the NCAA counts all bowl games. This is to protect history.)

**THIS WEEK'S HISTORICAL NOTE / 1989**

Colorado had ascended to No. 3 in the nation with a 7-0 record, and first of the "Big Reds" awaited in Norman for the Buffaloes on October 28. At 5-2, the Sooners had just dropped out of the top 25 despite a wild 43-40 win at Iowa State the previous week; OU was at one point ranked sixth in the country. A dangerous game loomed ahead against No. 2 Nebraska in Boulder, and Oklahoma owned a 12-game winning streak in the series, though barely escaped with a 17-14 win in Boulder the previous season. After each team failed to score on their first four possessions, CU finally broke through with a 30-yard field goal by **Ken Culbertson** with 5:13 left in the first half. The Buffs forced OU into a three-and-out, and CU took over on its own 47. **Darian Hagan** (right) let loose with a 40-yard run around the right side to the O13, and four plays later, faced a second-and-goal at the OU 1. One of the great plays in CU history then took place; Hagan appeared to be going down at the 2, but then pitched the ball about 10 feet in the air over two OU defenders where **J.J. Flannigan** caught it and ran untouched into the end zone for a 10-0 lead with 1:51 left in the half. After a scoreless third quarter, the two traded field goals to open the fourth, Culbertson making good on a 27-yard boot after OU pulled to within one score. **Garry Howe** recovered a Sooner fumble at the OU 9, where three plays later Hagan ran it in from 8 yards out to seal the win. Hagan (107 yards) and Flannigan (103) provided a 1-2 offensive punch for the Buffs, as CU rushed for 284 yards, finally breaking through in the running game for the first time since Colorado adopted an option offense in 1985. The CU defense stifled the Sooners all day, allowing just 248 yards (on 71 plays), limiting them to 3.4 yards per rush and to 3-of-22 passing. Colorado's "H-Boys" (Houston natives) led the way, as **Kanavis McGhee** had 13 tackles, **Art Walker** 12 tackles (three for losses) and **Alfred Williams** 11. See Hagan's famous "moon" pitch here at the 1:00 mark: <https://www.youtube.com/watch?v=PGfQaiEzDY8>.

**OFFENSIVE COORDINATOR DEBUTS**

Dating back to 1969 when CU had its first of now 23 assistants designated as the offensive coordinator, the Buffaloes are 10-12 in their first games. **Mike Sanford** is now the 22nd offensive coordinator in CU history and made his debut Sept. 2 against TCU. Former head coach **Karl Dorrell** owned one of those wins, as in his first performance as an OC in 1995, the Buffaloes gained 507 yards in a 43-7 romp at Wisconsin (CU had 278 passing yards and 229 on the ground and averaged 7.5 yards on 68 plays). Here are the debuts of CU's offensive coordinators:

Season	Coordinator(s)	Opponent	Yards (Plays)	Result	Season	Coordinator(s)	Opponent	Yards (Plays)	Result
1969	Chet Franklin	TULSA	358 (73)	W 35-14	2000	Shawn Watson	Colorado State	532 (84)	L 24-28
1974	George Belu	at Louisiana State	221 (61)	L 14-42	2006	Mark Helfrich	MONTANA STATE	216 (54)	L 10-19
1979	Doug Dickey	OREGON	211 (68)	L 19-33	2009	Eric Kiesau	COLORADO STATE	251 (61)	L 17-23
1980	Gene Hochevar	at UCLA	430 (82)	L 14-56	2011	Eric Bieniemy	at Hawai'i	240 (58)	L 17-34
1982	Bill McCartney	CALIFORNIA	239 (76)	L 17-31	2013	Brian Lindgren	Colorado State	509 (83)	W 41-27
1983	Ron Taylor	at Michigan State	275 (67)	L 17-23	2016	Chiaverini/Lindgren	Colorado State	578 (89)	W 44- 7
1984	Gerry DiNardo	MICHIGAN STATE	358 (83)	L 21-24	2018	Chiaverini/Adams	Colorado State	596 (65)	W 45-13
1991	Gary Barnett	WYOMING	318 (68)	W 30-13	2019	Jay Johnson	Colorado State	475 (60)	W 52-31
1992	Les Steckel	COLORADO STATE	543 (70)	W 37-17	2020	Darrin Chiaverini	UCLA	525 (92)	W 48-42
1993	Elliott Uzelac	TEXAS	530 (81)	W 36-14	2022	Mike Sanford	TCU	348 (70)	L 13-38
1995	Karl Dorrell	at Wisconsin	507 (68)	W 43- 7	2022	Clay Patterson	CALIFORNIA (OT)	328 (69)	W 20-13
1999	Tom Cable	Colorado State	373 (85)	L 14-41					

DEFENSIVE COORDINATOR DEBUTS

Interim defensive coordinator **Gerald Chatman** will make his debut against Cal after Chris Wilson was dismissed along with head coach Karl Dorrell. Here's a look at CU's top defensive efforts in the first game of a defensive coordinator since the position evolved in the late 1960s:

RANKED BY FEWEST POINTS AND/OR UNDER 330 YARDS ALLOWED

Pts	Defensive Coordinator	Date	Opponent	(Score)	Plays	Yards	Avg.
3	Mike Hankwitz	Sept. 10, 1988	FRESNO STATE	(CU, 45-3)	60	177	2.95
3	D.J. Eliot	Sept. 1, 2017	vs. Colorado State in Denver	(CU, 17-3)	80	397	4.96
7	Don James	Sept. 21, 1968	OREGON	(CU, 28-7)	53	191	3.60
7	A.J. Christoff	Sept. 2, 1995	at Wisconsin	(CU, 43-7)	67	297	4.43
7	Chris Wilson	Sept. 3, 2021	NORTHERN COLORADO	(CU, 35-7)	60	256	4.27
10	Dan Radakovich	Sept. 9, 1972	CALIFORNIA	(CU, 20-10)	85	377	4.44
13	Gerald Chatman	Oct. 15, 2022	CALIFORNIA	(CU, 20-13, OT)	74	297	4.01
19	Ron Collins	Sept. 2, 2006	MONTANA STATE	(MSU, 19-10)	70	288	4.11
19	Vince Okruch	Aug. 31, 2002	vs. Colorado State in Denver	(CSU, 19-14)	62	320	5.16
23	Lou Tepper	Sept. 10, 1983	at Michigan State	(MSU, 23-17)	73	329	4.51
27	Kent Baer	Sept. 1, 2013	vs. Colorado State in Denver	(CU, 41-27)	67	295	4.40
28	Jim Leavitt	Sept. 3, 2015	at Hawai'i	(UH, 28-20)	72	302	4.19
31	Dale Evans	Sept. 11, 1982	CALIFORNIA	(Cal, 31-17)	69	304	4.41

FUN FOUR FACT. Four schools can boast that they have won a national championship in football, have had a Heisman Trophy winner, a U.S. Supreme Court Justice and at least one man that either walked on the Moon or traveled there to and from. Those are **Colorado**, Michigan, Texas and Army-West Point. For CU, that would be **Rashaan Salaam** (Heisman), **Byron White** (Supreme Court) and Apollo command module pilots **Jack Swigert** (Apollo 13) and **Stuart Roosa** (Apollo 14). Other schools that would join the above with at least one astronaut (who was not on an Apollo mission) include California, Navy, Stanford and Wisconsin.

CARRY OUT TO FIVE: Throw in a U.S. Open (golf) winner, and the only schools with all five are CU (**Hale Irwin**, **Steve Jones**) and Texas.

**SEASON OPENERS: UNDERCLASSMEN STARTERS**

The depth is always fluid leading up to the first game, but with 10 underclassmen (all sophomores) atop the '22 opening season depth chart, it tied for the third most upperclassmen that started in a Colorado opener dating back to 1995. The previous four season opener numbers are among the top six in this time frame. A look at the most underclassmen starters for the Buffaloes over the last 28 seasons:

Season	Fr.	So.	Total	Season	Fr.	So.	Total
2014	3	9	12	2003	1	7	8
2009	3	8	11	2004	1	7	8
2021	4	6	10	2008	1	7	8
2022	0	10	10	2012	2	6	8
2018	3	6	9	2020	1	6	7
2019	2	7	9				

YOUNGINS'

Colorado once again has one of the nation's youngest teams, as **77.5** percent of the roster (*as of October 17*) are underclassmen: **59** freshmen and **27** sophomores for a total of **86** underclassmen, tied for the 11th-most in the nation (eighth not including Navy and Army, which traditionally have two of the largest rosters in college football). Percentage-wise, the 77.5 figure is fourth behind Wyoming (84.1), Georgia Tech (79.3) and Old Dominion (78.1). Colorado has **12** seniors on the roster (after having just seven in 2021, the second-fewest in the nation), so youth is still very much prevalent in the program. Sophomore counts remain high from the NCAA granting all student-athletes an extra year of eligibility due to the COVID-19 pandemic (2020 to 2021). CU had 68 freshmen on its 2021 roster; the make-up of the 59 on this year's squad breaks down into 33 first-year, 14 redshirts, five second-year (played four or fewer games in '21), four third-year and three transfers. A look at the schools with the most underclassmen:

School	Roster Size	Underclassmen No. (Fr., Soph.)	Pct.	School	Roster Size	Underclassmen No. (Fr., Soph.)	Pct.
Navy	178	117 (66, 51)	65.7	Florida State	119	86 (45, 41)	72.3
Nebraska	150	110 (71, 39)	73.3	Clemson	133	86 (57, 29)	64.7
Army	158	104 (61, 43)	65.8	Iowa	125	85 (56, 29)	68.0
Wyoming	113	95 (57, 38)	84.1	Washington	115	84 (56, 28)	73.0
Oregon	126	95 (52, 43)	75.4	BYU	122	83 (55, 28)	68.0
Utah	124	93 (59, 34)	75.0	Alabama	134	83 (58, 25)	61.9
Georgia Tech	116	92 (59, 33)	79.3	New Mexico	114	82 (47, 35)	71.9
Penn State	123	91 (64, 27)	74.0	Oregon State	119	82 (54, 28)	68.9
Texas A&M	130	91 (65, 26)	70.0	Ball State	109	81 (56, 25)	74.3
Iowa State	129	90 (60, 30)	69.8	Illinois	117	81 (59, 22)	69.2
Old Dominion	110	86 (51, 35)	78.1	Memphis	113	80 (43, 37)	70.2
Colorado	111	86 (59, 27)	77.5				

FIRST PLAYS HAVE BEEN LARGELY CONSERVATIVE

Here's a look at what transpired on the first play on offense, defense and special teams for CU head coaches, dating back to 1959 when information is available. Amazingly, CU has earned two first downs on offense and has allowed just four defensively. The longest play was a 42-yard pass from James Cox to Patrick Williams to open 2006, but then, including special teams, the next longest play is a kickoff return of 19 yards. A closer look (*—interim head coach):

Year	Coach	Opponent	Offense	Defense	Special Teams
1959	Sonny Grandelius	WASHINGTON	Gale Weidner incomplete pass	Sam Hurworth 1 run	(UW) Sam Hurworth 16 KOR to UW18
1962	Bud Davis	at Utah	Leon Mavity 2 run	Bud Scalley 5 run	(CU) Leon Mavity 19 KOR to C21
1963	Eddie Crowder	SOUTHERN CAL	Bill Symons 2 run	Mike Garrett 11 pass from Pete Beathard	(USC) Pete Beathard 5 KOR to SC35
1974	Bill Mallory	at Louisiana State	Billy Waddy 2 run	Brad Davis 5 run	(CU) Tom MacKenzie KO out of bounds
1979	Chuck Fairbanks	OREGON	Willie Beebe 2 run	Don Coleman 13 reverse/UO clipping	(CU) Mike E. Davis 13 KOR to CU24
1982	Bill McCartney	CALIFORNIA	Randy Essington incomplete pass	Gale Gilbert incomplete pass	(UC) Joe Cooper KO EZ+/UC offside
1995	Rick Neuheisel	at Wisconsin	Matt Lepsis 4 pass from Koy Detmer	Matt Nyquist 7 pass from Darrell Bevell	(UW) John Hall KO downed in end zone
1999	Gary Barnett	Colorado State (Denver)	Dwayne Cherrington 1 run	Matt Newton incomplete pass	(CSU) C.W.Hurst KO EZ+/CU personal foul
2005	*Mike Hankwitz	CLEMSON (Orlando)	Evan Judge 16 pass from James Cox	Kelly 4 pass from Whitehurst	(CU) John Torp 63 punt (TB)
2006	Dan Hawkins	MONTANA STATE	Patrick Williams 42 pass from James Cox	Cory Carpenter incomplete pass	(CU) Mason Crosby KO through end zone
2010	*Brian Cabral	IOWA STATE	Rodney Stewart 3 run	Franklin 9 pass from Arnaud	(CU) Aric Goodman 24 FG
2011	Jon Embree	at Hawai'i	Tyler Hansen fumble, 1-yard loss	B. Stutzmann 3 pass from B. Moniz	(CU) Justin Castor KO through end zone
2013	Mike MacIntyre	Colorado State (Denver)	Christian Powell 4 run	Donnell Alexander 17 run	(CU) Will Oliver KO through end zone
2018	*Kurt Roper	at California	L. Shenault 4 pass from Steven Montez	Moe Ways 6 pass from Chase Garbers	(CU) Alex Kinney 47 punt
2019	Mel Tucker	Colorado State (Denver)	Alex Fontenot 3 run	W.Jackson 6 pass from Collin Hill	(CSU) Davis KO through the end zone
2020	Karl Dorrell	UCLA	Dimitri Stanley 0 pass from Sam Noyer	D.Felton -1 pass from D.T-Robinson	(CU) Jarek Broussard 13 KOR to C13
2022	*Mike Sanford	CALIFORNIA	Owen McCown incomplete pass (<i>dropped</i>)	Jaydn Ott 12 run	(CU) Cole Becker KO through end zone

FOURTH DOWN SUCCESS

After going 0-of-5 on fourth downs in the first two games, the Buffs came back to go 4-of-5 at Minnesota (offering some relief to a 1-of-12 number on third downs), and then were 3-of-4 against UCLA; thus, CU is now **7-of-14** on the year. That's on pace to tie the school mark for fourth down makes (CU was 21-of-41 in 1962). The four conversions against Minnesota tied for the third most in a game in Colorado history:

6-of-8 vs. Indiana in Boulder, Sept. 27, 1980.
 5-of-5 vs. Baylor at Waco, Nov. 13, 1999.
 4-of-4 vs. Kansas State in Boulder, Oct. 3, 1964.

4-of-4 vs. Oklahoma State in Boulder, Nov. 15, 2008.
 4-of-4 vs. Oregon at Eugene, Oct. 30, 2021.
4-of-5 vs. Minnesota at Minneapolis, Sept. 17, 2022.



OPENING DEPTH CHART NOTES

The Buffs released their season-opening depth chart on August 28, and for the seventh time in the last nine seasons, CU has more underclassmen than upperclassmen listed (still some effect from the NCAA granting an extra year of eligibility for the COVID-19 pandemic). Of the **81** players listed on the opening depth, **56** were underclassmen (**33** freshmen, **23** sophomores); there are **8** juniors, **12** seniors and **6** graduate transfers (five first-year, one second-year).

► The **33** freshmen breakdown into five categories: true (**16**), redshirts (**8**), second-time (**4**, meaning they played as true freshmen in 2021), third-time (**3**, which means they played less than four games in 2020 and then qualified for the extra year of eligibility due to the NCAA's COVID exception) and transfers (**2**).

► In both 2016 and 2017, CU did not start a true freshman in any game over the course of the season; that had not happened since 2005. In 2018, true freshmen collectively started 15 games, in 2019, 12 did so, in 2020, true frosh started seven games and in 2021, five true frosh combined for eight starts, mostly in the secondary (WR Chase Penry 3, CB Kaylin Moore 2, CB Nikko Reed 1, S Tyrin Taylor 1, S Trevor Woods 1). Five true freshmen are in the secondary in the opening depth chart, the most at any position, followed by three at wide receiver.

► **228**. That's the number of career starts by **24** players on the opening depth, led by defensive linemen (**60**), followed by offensive linemen (**48**), tight ends (**28**, all by **Brady Russell**), defensive backs (**21**), wide receivers (**19**), inside linebackers (**14**), tailbacks (**14**, all by **Alex Fontenot**), outside linebackers/edge (**12**) and quarterbacks (**12**, all by **Brendon Lewis**).

LEWIS ENTERS TRANSFER PORTAL

QB Brendon Lewis decided to enter the transfer portal on October 18. He announced his decision on Twitter: *"First off, I'd like to begin by thanking God for giving me the opportunity to play football at this level. I'm grateful to the University of Colorado, my teammates, coaches and Buff Nation for all my support over the past years. Over the various changes I've encountered throughout my three years at CU, I've decided I need to explore my other options and see who can best prepare me for my future. In order to do so, I have decided to enter the transfer portal."*

He exits CU with the second-longest streak without an interception in CU history with 156 attempts (see below) and he set the school record by a freshman with **132** by a freshman in 2021). It was the 11th such streak of 100 or more in school history; the list:

► During the streak, Lewis was 105-of-156 for 909 yards and 6 touchdowns (67.3 completion percentage, 128.9 rating).

IT TOOK A LOT OF TIME

Colorado did not commit a turnover in a season opener for the 12th time in its history (but has never opened with two games turnover-free). The first one in 2022 took place 15:05 into the second game (Air Force picked off a deflected J.T. ShROUT pass), with the 75:05 into the season the eighth-longest on the clock before CU's first of a season. It took a similar deflected pass and then an interception by UMass in 2014 and against Texas A&M in 2021; the Minutemen pick early in the third quarter for CU to have its first in 2014 marked the longest CU had ever played into a season before committing its first (92 minutes, 28 seconds); the 12 previous season opener turnover-free seasons and when the first one occurred:

Season	Game / Opponent	Qtr	Time Left	Type	Total	Season	Game / Opponent	Qtr	Time Left	Type	Total
2014	2 / at Massachusetts	3	12:32	INT	92:28	1956	2 / KANSAS STATE	2	12:30	FUM	77:30
2000	2 / at Southern Cal	3	13:21	FUM	91:39	2022	2 / at Air Force	2	14:55	INT	75:05
2019	2 / NEBRASKA	2	5:47	INT	84:13	1954	2 / COLORADO STATE	1	0:45	INT	74:45
2013	2 / CENTRAL ARKANSAS	2	7:31	FUM	82:29	2020	2 / at Stanford	1	7:45	INT	67:15
1998	2 / FRESNO STATE	2	9:48	FUM	80:12	1972	2 / CINCINNATI	1	8:00	FUM	67:00
1988	2 / at Iowa	2	10:14	FUM	79:46	2021	2 / Texas A&M (Denver)	1	12:32	INT	62:28

QUARTERBACK STARTING DEBUTS

A list of all quarterback starting debuts can be found in CU's media guide on page 168; against Air Force, J.T. ShROUT became the **53rd** and against UCLA Owen McCOWN the **54th** player since 1959 to start a game at the position and for the Buffs (**27-26-1** record overall; 20 have done so in a season opener: **11-9**). ShROUT is believed to be the first to make his start in poor weather conditions (cold and rain). And of the 54 players, only 14 were freshmen (seven true, one second-year — Brendon Lewis in 2021 — and six redshirts). CU's quarterback debuts this millennium (*—season opener):

Year	Quarterback	Class	First Game	Result	Rushing	Passing	Rating	†Career Record			
								W	L	T	Pct.
2000	Bobby Pesavento	Jr.	WASHINGTON	L 14-17	12-(-13), 0 td	27-15-0, 174, 1 td	121.9	4	4	0	.500
2000	Craig Ochs	Fr.	at Texas A&M	W 26-19	6- 6, 1 td	25-15-0, 239, 1 td	153.5	10	6	0	.625
2002	Robert Hodge	Sr.	SOUTHERN CAL	L 3-40	8-(-10), 0 td	9- 1-1, 20, 0 td	7.6	8	4	0	.667
2003	Joel Klatt	So.	*Colorado State (Denver)	W 42-35	14-(-10), 0 td	34-21-0, 402, 4 td	199.9	19	15	0	.559
2003	Erik Greenberg	So.	at Florida State	L 7-47	6-(-23), 0 td	30-14-0, 192, 1 td	111.4	0	2	0	.000
2004	James Cox	So.	IOWA STATE	W 19-14	5- 11, 0 td	16- 7-1, 67, 1 td	87.1	1	2	0	.333
2006	Bernard Jackson	Jr.	Colorado State (Denver)	L 10-14	18- 30, 1 td	13- 8-0, 70, 0 td	106.8	2	9	0	.182
2007	Cody Hawkins	Fr.-RS	*Colorado State (Denver)	W 31-28 (OT)	2- 3, 0 td	31-18-1, 201, 2 td	127.4	11	17	0	.393
2008	Tyler Hansen	Fr.	at Missouri	L 0-58	16- 30, 0 td	16-12-0, 72, 0 td	112.8	6	15	0	.286
2011	Nick Hirschman	Fr.-RS	at Arizona State	L 14-48	0- 0, 0 td	7- 4-0, 52, 0 td	119.5	0	3	0	.000
2012	Jordan Webb	Jr.	Colorado State (Denver)	L 17-22	6-(-23), 0 td	41-22-0, 187, 2 td	108.1	1	8	0	.111
2012	Connor Wood	So.	WASHINGTON	L 3-38	2- 1, 0 td	6- 3-2, 11, 0 td	-1.3	2	4	0	.333
2013	Sefo Liufau	Fr.	CHARLESTON SOUTHERN	W 43-10	3- (-8), 0 td	20-14-0, 198, 1 td	169.7	16	24	0	.400
2014	Jordan Gehrke	So.	at Oregon	L 10-44	6-(-3), 0 td	18- 9-0, 64, 0 td	79.9	0	1	0	.286
2015	Cade Apsay	Fr.-RS	at Washington State	L 3-27	9- 8, 0 td	40-26-2, 238, 0 td	105.0	0	2	0	.000
2016	Steven Montez	Fr.-RS	at Oregon	W 41-38	21-135, 1 td	32-23-2, 333, 3 td	177.7	17	22	0	.436
2020	Sam Noyer	Sr.	*UCLA	W 48-42	13- 64, 1 td	31-20-0, 257, 1 td	144.8	4	2	0	.667
2021	Brendon Lewis	Fr.-2	NORTHERN COLORADO	W 35- 7	8-44, 0 td	15-10-0, 102, 1 td	145.8	4	9	0	.333
2022	J.T. ShROUT	Jr.	at Air Force	L 10-41	6- 3, 0 td	21- 5-1, 51, 0 td	34.7	0	2	0	.000
2022	Owen McCOWN	Fr.	UCLA	L 17-45	7-(-32), 1 td	42-26-1, 258, 1 td	116.6	1	2	0	.333

**SPECIAL TEAMS ACE LYLE EARNS SCHOLLIE**

S Anthony Lyle was awarded the lone remaining scholarship during the third week of camp, bringing the team total to the maximum 85. Lyle, a senior from nearby Lafayette, Colo. (Legacy High School) has been a standout performer on special teams, finishing third in CU's special team point standings with 20 in 2021 (on the strength of six tackles – one inside-the-20 – eight knockdown blocks on returns, and one each: forced fumble, downed punt, forced fair catch, first downfield credit and caused penalty. He had seven points in the pandemic-shortened 2020 season, thus has 27 ST points in his Buffalo career.

BECKER OPENS STRONG

Sophomore **PK Cole Becker** got off to a much better start his second season in Boulder, drilling field goals from 37 and 43 yards in the opener against TCU. He missed his first three kicks as a freshman, but finished 2021 by making 14-of-17 kicks, including three longer than 50 yards. He is 4-of-5 thus far in 2022, so he has now made 18-of-his-last 22 tries, averaging **35.7** yards per make.

BECKER MAKES HISTORY ... A FEW TIMES

When **Cole Becker** trotted on to the field to try (and make) CU's first PAT kick of the season in CU's 35-7 win over Northern Colorado, he became just the fifth true freshman placekicker in school history to score at least one point in a Buff season opener. He joined **Tom Field** (1979 vs. Oregon), **Mason Crosby** (2003 vs. Colorado State), **Will Oliver** (2011 at Hawaii) and **James Stefanou** (2017 vs. Colorado State). He was bidding to tie the second-longest first career field goal made (53 yards), but the kick hit the crossbar. He missed his second try (a 46-yardr against Texas AM in Denver that sailed wide right), and also his third try (46 yards at Arizona State that was partially blocked). But when he did make his first kick, a 51-yarder at Arizona State, it registered as the fourth-longest in two different categories at Colorado, in first career field goal made and the longest by a freshman. He would go on later in the year to make the longest by a freshman (56 yards at Utah), and the most 50-yard makes in a season since 2005, when Crosby made 5-of-7 from 50-plus.

Longest First Career Field Goal Made

54—Davis Price vs. Oregon State in Boulder, Oct. 1, 2016.
53—Jim Harper vs. Tennessee at Anaheim, Aug. 26, 1990
53—Mitch Berger vs. Oklahoma in Boulder, Oct. 17, 1992.
51—**Cole Becker vs. Arizona State at Tempe, Sept. 25, 2021.**

Longest Field Goal Made By A CU Freshman

56—**Cole Becker vs. Utah at Salt Lake City, Nov. 26, 2021.**
54—Davis Price vs. Oregon State in Boulder, Oct. 1, 2016.
53—James Stefanou vs. Arizona State at Tempe, Nov. 4, 2017
52—Will Oliver vs. California in Boulder, Sept. 10, 2011.
52—**Cole Becker vs. Oregon State in Boulder, Nov. 6, 2021.**
51—**Cole Becker vs. Arizona State at Tempe, Sept. 25, 2021.**

BECKER'S OT WINNER

True freshman **PK Cole Becker** made CU's fourth overtime game-winning field goal after the opponent failed to score in school annals when he drilled a 43-yarder to lead to CU to a 37-34 double-OT win over Oregon State. In addition to being the longest field goal to win an overtime game for Colorado, it is the fourth-longest to win a game in the final 2 minutes or in overtime. The lists:

2021 Oregon State, 37-24 Cole Becker 43 FG (OSU missed 38 FGA)
2007 CSU, 31-28 Kevin Eberhardt 35 FG (Tyrone Wheatley INT)
2015 CSU, 27-24 Diego Gonzales 32 FG (CSU 27 FGA blocked)
2008 West Virginia, 17-14 Aric Goodman 25 FG (WVU missed 23 FGA)
(in 2019, James Stefanou made a 34-yard FG before Nebraska missed 48 FGA)

Oct. 29, 2005 0:06 at Kansas State, 23-20 Mason Crosby 50 FG
Sept. 3, 2005 0:04 Colorado State, 31-28 Mason Crosby 47 FG
Sept. 29, 2007 0:00 Oklahoma, 27-24 Kevin Eberhart 45 FG
Nov. 6, 2021 OT2 Oregon State, 37-34 Cole Becker 43 FG
Nov. 9, 2019 0:00 Stanford, 16-13 Evan Price 37 FG

HIKE!

Sophomore **SN Derek Bedell** is the latest in a long line of players who have excelled at the snapper positions (long and/or short) this millennium when it's truly evolved into a specialist position. Bedell replaced **SN J.T. Bale**, who played the most snaps of any specialist in CU history with **496**; and never had a single bad snap); he was the fourth player at Colorado to snap on punts and placements over four-full seasons. Here are the numbers for Buffs who lettered four years at the snapper position and how Bedell compares against them:

Player	Seasons	Placement	Punt	Total	Player	Seasons	Placement	Punt	Total
Greg Pace	2002-05	224	142	366	J.T. Bale	2016-19	243	253	496
Justin Drescher	2006-09	211	255	466	Derek Bedell	2020-22	84	101	185
Ryan Iverson	2010-13	140	288	428					

TOUGHEST SCHEDULE ENTRY?

Could the '22 CU schedule wind up among the toughest in school history? The formula to calculate schedule strength by the NCAA calls for combined record of all opponents, minus wins against non-Division I teams and the results (wins & losses) against the school the research is figured for. The 1997 schedule holds down the No. 1 slot (.669), with the 1971 slate second at a .641 percentage. That schedule included national champion Nebraska (13-0), No. 2 Oklahoma (11-1), No. 11 Louisiana State (9-3) and Iowa State (8-4). The 1990 Buffaloes remain one of just two teams (with Penn State in '82) to have won national championships while playing the nation's toughest schedule; opponents that season were 72-43-3 (.623), Colorado's fifth toughest all-time. The 1997 team played eight games against teams with winning records, with all eight having won at least seven games (five with nine-plus wins and four won 10 or more), and seven went to bowls, including the eventual co-national champions, Nebraska (13-0) and Michigan (12-0). Colorado's toughest schedules:

Year	(Wins)	W	L	T	Pct.
1997	(5)	81	40	-	.669
1971	(10)	79	44	1	.641
1962	(2)	59	34	2	.632
2001	(10)	83	49	-	.629
1990	(11)	72	43	3	.623
2000	(3)	74	46	-	.617

Year	(Wins)	W	L	T	Pct.
2005	(7)	86	56	-	.606
1996	(10)	77	52	-	.597
2013	(4)	71	48	-	.597
2003	(5)	84	57	-	.596
2014	(2)	86	59	-	.593
2002	(9)	100	68	-	.595

Year	(Wins)	W	L	T	Pct.
1989	(11)	73	51	1	.588
1986	(6)	74	52	0	.587
2004	(7)	76	54	-	.585
1951	(7)	49	34	6	.584

2022	(1)	34	17	-	.667



AROUND THE NATION

Colorado has traditionally stocked its rosters primarily with players from three states: Colorado, California and Texas (**72.7** percent of the entire roster—active and inactive—as of October 18: **80** of **111** players). The roll call of state producers for the Buffaloes: California **30**, Texas **25**, Colorado **25**, Florida **5**, Arizona **3**, Georgia **3**, Mississippi **3**, Oregon **3**, Alabama **2**, Illinois **2**, Arkansas **1**, Iowa **1**, Kansas **1**, Massachusetts **1**, Michigan **1**, North Carolina **1**, Ohio **1**, Washington **1**, Wisconsin **1**. That's **19** states total along with **AMERICAN SAMOA (1)** that has produced the 2022 Buffaloes.

➔ **BY CLASS:** **5** graduate transfers; **12** seniors (**11** fifth-year), **8** juniors, **27** sophomores; **59** freshmen (**33** true, **19** redshirt/2nd-year, **4** third-time, **3** transfer).

➔ **AROUND THE WORLD:** Three Buffaloes were born outside of the United States: **WR Daniel Arias** (Santa Domingo, D.R.), **OLB Joshka Gustav** (Hamburg, Germany) and **S Oakie Salave'a** (Fagaalu, American Samoa).

AND THE J'S (STILL) HAVE IT

Statistics show that more first names in the U.S. begin with the letter "J," followed by M, S, D and C. The Buffs take that to the extreme: on the 2022 Colorado roster, about 20 percent on the team has first names that begin with J: **21** players overall who go by **19** different J names. The list:

Jack (3)	Jalen	Jason	Jaylon	Jordan	Joshka	Justin
Jackson	Jamar	Jayle	Jeremy	Jordyn	Joshua	
Jake	James	Jaylen	John	Josh	J.T.	

POSSESSIONS DOWN IN 2021; SAME TREND OPENS 2022

Colorado averaged just **11.3** offensive possessions a game in 2021, and the trend is continuing in 2022 (down around two fewer than what the Buffs have traditionally averaged). It was the fewest average possessions per game since 2006, when the Buffs also had 135 total in 12 games, or 11.25 per. We have tracked this statistic at Colorado since 1984; in 37 previous seasons, CU has averaged under 12 possessions per game just twice (2006, 2019). The high average was 15.2 in 1992, when CU had a great defense and got the ball back to the offense more than any other season. A year-by-year look:

Year	G	Poss.	TD	FG	Avg.	Year	G	Poss.	TD	FG	Avg.	Year	G	Poss.	TD	FG	Avg.
1984	11	158	21	9	14.4	1994	11	132	52	10	12.0	2004	12	158	25	19	13.2
1985	11	133	25	8	12.1	1995	11	146	48	13	13.3	2005	12	161	29	22	13.4
1986	11	150	30	8	13.6	1996	11	148	39	10	13.5	2006	12	135	19	19	11.3
1987	11	140	33	11	12.7	1997	11	134	34	13	12.2	2007	12	168	38	15	14.0
1988	11	142	39	9	12.9	1998	11	142	25	16	12.9	2008	12	150	29	6	12.5
1989	11	138	59	13	12.5	1999	11	161	37	16	14.6	2009	12	169	32	10	14.1
1990	12	163	47	15	13.6	2000	11	141	28	9	12.8	2010	12	150	36	10	12.5
1991	11	147	39	9	13.4	2001	12	163	42	19	13.6	2011	13	159	31	11	12.2
1992	11	167	37	14	15.2	2002	12	162	41	11	13.5	2012	12	164	27	6	13.7
1993	11	142	40	14	12.9	2003	12	167	43	7	13.9	2013	12	167	31	17	13.9
												2014	12	172	42	16	14.3
												2015	12	172	36	18	14.3
												2016	13	181	50	17	13.9
												2017	12	150	36	17	12.5
												2018	12	158	40	11	13.2
												2019	12	139	32	17	11.6
												2020	5	71	18	5	14.2
												2021	12	135	22	14	11.3
												2022	7	81	11	7	11.6

In 1989, CU scored on over half of its possessions: 72 of 138 times, or 52.1 percent (with 59 touchdowns). No other team has eclipsed the 50 percent plateau.

YOUNG, BUT NOT SO YOUNG

It's been rare when Colorado hasn't had at least one senior starter on its offensive line, and it's become a little confusing with the redshirt rule of 2018, the extra year granted for COVID and the transfer portal. Regardless, in 2022, no starter to date is in his final year of eligibility. In 2009 all 12 games never saw a senior make a start on the O-line, largely due to CU having no senior offensive linemen on its roster (the first and only time in known CU history that had occurred—until this season). CU does have a graduate transfer (**OG Tommy Brown**), but he has two years of eligibility remaining. In 1982, **Bill McCartney's** first season as head coach (he had just one senior OL, **Mark Hasart**). A look at senior-less starting offensive lines since 1978, when records are available:

Season	LT	LG	C	RG	RT	Notes
1982	Derek Weisner, Jr.	Vince Rafferty, Jr.	Tim Howard, So.	Steve Heron, Jr.	John Firm, Jr.	started '82 opener, Mac's 1st
	Derek Weisner, Jr.	Vince Rafferty, Jr.	Steve Heron, Jr.	Tim Howard, So.	John Firm, Jr.	started 2 games
	Derek Weisner, Jr.	Vince Rafferty, Jr.	Steve Heron, Jr.	Calvin Beaty, Jr.	John Firm, Jr.	started 1 game
	Randy Hogbin, Jr.	Vince Rafferty, Jr.	Steve Heron, Jr.	Calvin Beaty, Jr.	John Firm, Jr.	started 3 games
	Randy Hogbin, Jr.	Vince Rafferty, Jr.	Steve Heron, Jr.	Eric Coyle, Fr.	John Firm, Jr.	started 4 games
1993	Tony Berti, Jr.	Heath Irwin, So.	Bryan Stoltzenberg, So.	Chad Hammond, So.	Derek West, Jr.	a—started first 7 games
1998	Shane Cook, Jr.	Brad Bedell, Jr.	Ryan Johanningmeier, Jr.	Chris Morgan, Jr.	Victor Rogers, Fr.-RS	started 2 games
	Ryan Johanningmeier, Jr.	Brad Bedell, Jr.	Andre Gurode, Fr.-RS	Chris Morgan, Jr.	Shane Cook, Jr.	started 3 games (incl. Aloha)
2009	Nate Solder, Jr.	Ethan Adkins, Soph.	b—Mike Iltis, Soph.	Ryan Miller, Soph.	Bryce Givens, Fr.-RS	started 2 games
	Nate Solder, Jr.	Ethan Adkins, Soph.	Keenan Stevens, Jr.	Matt Bahr, Soph.	Ryan Miller, Soph.	started 3 games
	Nate Solder, Jr.	Ethan Adkins, Soph.	Keenan Stevens, Jr.	Blake Behrens, Soph.	Ryan Miller, Soph.	started 1 game
	Nate Solder, Jr.	Ethan Adkins, Soph.	Keenan Stevens, Jr.	Ryan Miller, Soph.	Bryce Givens, Fr.-RS	started 2 games
	Nate Solder, Jr.	Ethan Adkins, Soph.	Mike Iltis, Soph.	Blake Behrens, Soph.	Ryan Miller, Soph.	started 1 game
	Nate Solder, Jr.	Blake Behrens, Soph.	Keenan Stevens, Jr.	Ryan Miller, Soph.	Bryce Givens, Fr.-RS	started 2 games
	Nate Solder, Jr.	Mike Iltis, Soph.	Keenan Stevens, Jr.	Ryan Miller, Soph.	Bryce Givens, Fr.-RS	started 1 game
2012	David Bakhtiari, Jr.	Alexander Lewis, Soph.	Gus Handler, Jr.	Daniel Munyer, Soph.	Jack Harris, Jr.	started 3 games
	David Bakhtiari, Jr.	Alexander Lewis, Soph.	Brad Cotner, Fr.-RS	Daniel Munyer, Soph.	Jack Harris, Jr.	started 1 game
	David Bakhtiari, Jr.	Alexander Lewis, Soph.	Daniel Munyer, Soph.	Jack Harris, Jr.	Stephane Nembot, Fr.-RS	started 6 games
	David Bakhtiari, Jr.	Alexander Lewis, Soph.	Gus Handler, Jr.	Daniel Munyer, Soph.	Stephane Nembot, Fr.-RS	started 1 game
2020	Will Sherman, Jr.	Casey Roddick, Soph.	Colby Pursell, Jr.	Kanan Ray, Soph.	Frank Fillip, Soph.-2	started 1 game
	Will Sherman, Jr.	Chance Lytle, Soph.	Joshua Jynes, Soph.	Casey Roddick, Soph.	Frank Fillip, Soph.-2	started 1 game
2022	Frank Fillip, Jr.	Casey Roddick, Jr.	Austin Johnson, Soph.	c—Tommy Brown, Gr.	Jake Wiley, Soph.	started 2 games
	Frank Fillip, Jr.	Van Wells, Fr.	Austin Johnson, Soph.	c—Tommy Brown, Gr.	Casey Roddick, Jr.	started 2 games
	G. C-Lichtenhan, Soph.	Casey Roddick, Jr.	Van Wells, Fr.	c—Tommy Brown, Gr.	Jake Wiley, Soph.	started 3 games

a—Hammond suffered a season-ending back injury; b—was injured six plays into season opener and was replaced remainder of the way by Keenan Stevens, Jr.;

c—graduate transfer student with two years of eligibility remaining; **bold:** true freshman.



CAREER CHART WATCH

Here's where several Buffaloes rank on some of CU's all-time lists seven games into the 2022 season (*Note: Colorado does not count bowl stats into career totals to protect past history, thus career numbers for players past and present will differ from NCAA*):

- ⇒ **WR DANIEL ARIAS** is 46th in receiving yards (**733**), 63rd in receptions (**47**), second in forced fair catches (**26**), is second in first downfield credits (**13**) and is seventh in special team points (**73**).
- ⇒ **PK COLE BECKER** is 55th in scoring (**94** points; 18th in kick scoring) and is tied for 10th in field goals made (**21**).
- ⇒ **TB ALEX FONTENOT** is 36th in rushing yards (**1,327**), is tied for 80th in scoring (**72** points) and is tied for 74th in receptions (**41**).
- ⇒ **DE TERRANCE LANG** is tied for 37th in quarterback sacks (**10½**).
- ⇒ **QB OWEN McCOWN** is 45th in passing yards (**600**).
- ⇒ **TE BRADY RUSSELL** is tied for 40th in receptions (**66**) and is 40th in receiving yards (**704**).
- ⇒ **TB DEION SMITH** is 98th in rushing yards (**503**).

TURNOVER FREE

Colorado has had an impressive number of turnover free games dating back 11-plus seasons, and in 2017, Colorado had a record run of **16** consecutive quarters played without turning the ball over (**253:52** in total time). Colorado played **17** games out of **74** in six seasons under Mike MacIntyre without a turnover, the highest percentage in any CU head coach's tenure over two years since World War II until ... then comes along Karl Dorrell, who saw his teams have **nine** in **23** games, the top percentage ever as he is early in year three. Take a look (TFG—turnover free games; TG—total games):

Coach	TFG	(Record)	TG	Pct.	Coach	TFG	(Record)	TG	Pct.	Coach	TFG	(Record)	TG	Pct.
Karl Dorrell	9	(5-4)	23	39.1	Eddie Crowder	6	(5-1)	118	5.1	Brian Cabral	1	(1-0)	3	33.3
Mike MacIntyre	17	(11-6)	74	23.0	Dal Ward	5	(2-1-2)	110	4.5	Jon Embree	5	(1-4)	25	20.0
Bill McCartney	23	(18-3-2)	153	15.0	Bill Mallory	1	(1-0)	57	1.7	Kurt Roper	0	(0-0)	1	0.0
Dan Hawkins	8	(3-5)	58	13.8	Chuck Fairbanks	0	(0-0)	33	0.0	Mike Sanford	0	(0-0)	2	0.0
Gary Barnett	11	(49-38)	87	12.6	-----two or fewer seasons/interims-----									
Sonny Grandelius	3	(2-1)	31	9.7	Mike Hankwitz	1	(0-1)	1	100.0	Bud Davis	0	(0-0)	10	0.0
Rick Neuheisel	3	(3-0)	47	6.4	Mel Tucker	4	(5-7)	12	33.3	Jim Yeager	0	(0-0)	19	0.0

- Karl Dorrell became CU's third straight head coach to not have his team turn the ball over in his first game (vs. UCLA in 2020).
- Colorado has played **21** turnover-free games in its last **60**, easily the school-best for a span of that few number of games. And in 2017, it nearly had a fifth—an interception on a Hail Mary as time ran out at Arizona State was the lone turnover of that game.
- Post-World War II (dating back to 1946), Colorado has played **97** turnover-free games, owning a record of **62-31-4** in those games (**2-1** in bowls).
- Colorado played at least three turnover-free games in the five seasons from 2015-19; COVID shortened the 2020 season, but with seven in 2021, the **20** games without a turnover over 2017-21 are the most in any five-year span in school history, besting **18** mistake-free games from 2015-19.
- Colorado has now had at least one turnover-free game for 13 straight seasons (2010-22, **37** total), now the longest run in school annals: the Buffs had at least one for 10 straight years (1998-2007, **19** total); CU also had a run of nine consecutive seasons (1987-95, **22** total).

FUMBLE ME OR FUMBLE ME NOT

Hanging on to the football is one thing that the Colorado Buffaloes have done most of last decade, and they took it up a notch in 2019. The Buffaloes did not fumble the ball in six games, and had just 11 fumbles, and "11" is actually a bit misleading: three were charged to the team on bad snaps and a fourth happened on a muffed try at scooping up a punt; the three that were lost were on special teams (two on kickoff returns and that muffed punt; the offense never lost a fumble. The Buffs set a record with four consecutive games without a fumble, which included a stretch of **446** touches (scrimmage plays, punts/placement kicks, returns, fair catches).

- ▶ In 2022, **518** touches (444 scrimmage, 72 special teams, 2 defensive returns) with 13 fumbles (six in wet conditions)—one for every **39.8** touches.
- ▶ In 2021, **11** fumbles (two of which came one on punt return muffs and three on center snaps) in **872** touches (707 scrimmage plays; 4 recoveries, 9 interceptions, 152 special teams: 41 returns, 66 punts and 45 placements)—one for every **79.3** touches;
- ▶ In 2020, **445** touches, that was one fumble for every **75.7** touches. The ones most prone to fumble, running backs, had just one in **185** (rushes, receptions, returns).
- ▶ In 2019, **1,021** touches, that was one fumble for every **92.8** touches. The ones most prone to fumble, running backs, had just three in **367** (rushes, receptions, returns).
- ▶ Since the start of the 2013 season, Colorado has a total of **145** fumbles (losing **66**) — out of **9,848** touches (or 1 in for every **67.9** touches).
- ▶ CU's tailbacks have just **26** over the last 10 seasons in **3,132** attempts (or just one in every **120.5** attempts); **3** in **159** attempts in 2022 (0 in 317 in 2021);
- ▶ CU's first lost fumble in 2020 came **193** minutes and **31** seconds into the season (fourth game), a school record for the longest into a year before losing one;
- ▶ CU had no fumbles in six games in 2019, tying the school record set in 2014 and 2017 (and has none in **38** of its last **104** games).
- ▶ CU has lost just **31** fumbles (**9** this season) dating back into the 2016 season (out of **98** fumbles overall in this **72**-game span).
- ▶ CU lost just **3** fumbles in 2019, none on offense (two on kickoff returns, one on a muffed punt return); that tied for the third fewest in the NCAA, and lost only **3** again in 2020; and lost just **4** in 2021.

DEION COMING INTO HIS OWN

Junior **TB Deion Smith**, a fifth-year junior ('18 recruit) has appeared in 30 career games, making his first career start at Minnesota; he's finally seeing a little more time in the backfield. A mainstay on the kickoff return team, though primarily blocking for the other deep man (be it Brendon Rice last year or currently Nikko Reed); he has six career knockdown blocks paving the way for them. He had a career-high 70 yards (on 10 carries) at Minnesota, and had his two career-long runs on back-to-back plays the previous week at Air Force (he scored his third career touchdown, using his longest collegiate run of 25 yards to do so; he had a 23-yard burst earlier in the possession, which bested his previous long of 21 against Northern Colorado in the 2021 season opener). He had his career-long reception of 41 yards at Arizona (he previously had 62 yards on 13 career catches). Injured late in the Cal game, he's questionable for Oregon Stat e.

- ▶ For his career, he now has **503** rushing yards on **122** attempts, cracking the top 100 on CU's all-time yards list in the 98th position.
- ▶ He has **146** career touches (**122** rushes, **18** receptions, **6** returns) with one fumble (on a reception against Cal when he was blind-sided).



STATISTICALLY SPEAKING

Here's where the Buffs ranked statistically in select categories in the Pac-12 and the NCAA through games of October 22:

TEAM											
Pac12	NCAA	Category	Stat	Pac12	NCAA	Category	Stat	Pac12	NCAA	Category	Stat
11th	113th	RUSHING OFFENSE	109.6	12th	130th	RUSHING DEFENSE	253.7	7th	77th	PUNT RETURNS	6.8
12th	114th	PASSING OFFENSE	176.6	3rd	55th	PASSING DEFENSE	219.6	2nd	13th	KICKOFF RETURNS	24.6
12th	124th	TOTAL OFFENSE	286.1	12th	125th	TOTAL DEFENSE	473.3	11th	113th	NET PUNTING.....	35.7
12th	123rd	3rd DOWN EFFICIENCY.....	29.5	12th	131st	3rd DOWN EFF DEFENSE...	52.8	11th	121st	TURNOVER MARGIN.....	-1.00
12th	129th	SCORING OFFENSE	13.7	12th	129th	SCORING DEFENSE	38.7	11th	115th	TIME OF POSSESSION	27:36
INDIVIDUAL (Top 25 in conference or top CU leader; players must meet NCAA minimum of 75% of team's games; *—if had enough attempts to qualify)											
Total Offense				Receptions				Kickoff Returns			
None	Pac-12	NCAA	Yds/Gm	Daniel Arias	Pac-12	NCAA	No./Gm	Nikko Reed	Pac-12	NCAA	Avg.
					N/A	N/A	3.0		N/A	N/A	30.2
Rushing				Reception Yards (Avg.)				Quarterback Sacks			
None	Pac-12	NCAA	Yds/Gm	Daniel Arias	Pac-12	NCAA	Yds/Gm	None	Pac-12	NCAA	Avg./Gm
					6th	70th	16.3				
Passing Yards.....				Montana L-Craig.....				Interceptions			
Owen McCown	Pac-12	NCAA	Yards		24th	199th	13.2	Tyrin Taylor	Pac-12	NCAA	Total
	12th	126th	600	Scoring					16th	126th	0.17
Passing Efficiency				Cole Becker				Passes Defended			
None	Pac-12	NCAA	Rating		Pac-12	NCAA	Pts/Gm	None	Pac-12	NCAA	Avg./Gm
					N/A	N/A	4.5				
Completion Pct.				Field Goal Pct.				*Tackles			
None	Pac-12	NCAA	Pct.	Cole Becker	Pac-12	NCAA	Pct.	Trevor Woods	Pac-12	NCAA	Avg./Gm
					3rd	27th	87.5		4th	52nd	8.4
All-Purpose Yards				Field Goals				Josh Chandler-Semedo			
None	Pac-12	NCAA	Yds/Gm	Cole Becker	Pac-12	NCAA	FG/Gm		5th	71st	8.0
					9th	65th	1.00	*Tackles For Loss			
Punting				Punt Returns				Pac-12	NCAA	Avg./Gm	
None	Pac-12	NCAA	Avg.	None	Pac-12	NCAA	Avg.	Josh Chandler-Semedo	Pac-12	NCAA	Avg./Gm
									3rd	16th	1.4
(*—CU uses coaches' video; numbers don't match)											

FATHER-SON SCORING

If and when **TE Caleb Fauria** scores his first career touchdown (or points), he would join his father Christian ('94) as the fifth father-son duo to score points for the Buffs; the list (year is the last season on the Buffs):

Father: Larry Brunson, 1971 (3 TDs)

Son: Matt Brunson, 2001 (2 TDs)

Father: Marc Walters, 1986 (2 TDs)

Son: Ryan Walters, 2006 (1 TD)

Father: Dick Anderson, 1967 (2 PATs)

Son: Blake Anderson, 1994 (1 TD)

Father: Christian Fauria, 1994 (11 TDs)

Son: Caleb Fauria, 2022 (TBD)

Father: Walter Stanley, 1981 (5 TDs)

Son: Dimitri Stanley, 2019-21 (4 TDs)

FOLSOM DEBUTED NEW SOUND SYSTEM IN 2022

The University of Colorado has installed a new sound system at Folsom Field that was operational in time for the Buffaloes' season opener against TCU on Friday, Sept. 2. The new, state-of-the-art system replaces the old one that was installed in 1996. The main advantages of the new system, designed by WJHW Sound Consultants which cost approximately \$1.8 million, will be: significant increase in clarity and definition of voice and music; substantial uniformity improvement throughout the stadium; addition of Subwoofers for increased bass; and it is designed to operate down to minus-4 degrees Fahrenheit.

The old system was powered by 13 dual channel amplifiers (26 channels total) delivering 14,100 watts; the new system is powered by 24 Dynacord IPX series 4 channel amplifiers (96 channels total) delivering 250,000 watts of power. The eighteen JBL VLA (Very Large Array) speakers are mounted on either side of the BuffVision north videoboard to increase the height of the system and to improve coverage and uniformity; two additional VLA's cover the 200 level seating on the east side. Sixteen JBL Subwoofers provide the bass. The remaining portion of the project will be making the 29 small format speakers in the Bryon White Club premium seating area operational. They have been installed, but due to global supply chain issues, the amplifiers to power the speakers have not yet been delivered. They are scheduled to be functional before CU's second home game (Sept. 24 against UCLA).

IT TOOK 22

The opponent did not return a kickoff until the 22nd one of the season; Oregon State was the first to do it and returned a pair for 26 yards. Sophomore **PK Cole Becker** has kicked off 23 times, 21 for touchbacks (20 through the end zone), with one landing out of bounds. CU was the last team in the nation to not allow a kickoff return in 2022.

RECORD WATCH

The Buffaloes set **18** records (and tied **2** others) for a total of **20** in 2021; one carries over into 2022 and one is currently threatened. *NOTE: CU did not adopt the NCAA 2002 policy of adding bowl game statistics in its season or career numbers, thus some may differ from NCAA totals.*

INDIVIDUAL

Most Passes Without An Interception— 156, Brendon Lewis (six games, Oct. 30, 2021-current)

NEEDS 17

Record: 172, Steven Montez (seven games, Sept. 23-Nov. 4, 2017)

Most Forced Fumbles, Game— 2, Quinn Perry vs. Air Force at USAFA, Colo., Sept. 10, 2022

TIED RECORD

Record: 2, on several occasions. Last: Will Pericak vs. Oregon at Eugene, Oct. 27, 2012.

TEAM

Most Consecutive Seasons With At Least One Game Without A Turnover— 13, from 2010-present.

RECORD

Old Record: 10, from 1998-2007.

Most Passes Without An Interception— 183 (Oct. 30, 2021-Sept. 10, 2022)

NEAR RECORD

Record: 195 (seven games, Sept. 23-Nov. 4, 2017)

COLORADO IN THE POLLS – 2022 WEEK-BY-WEEK

A look at where Colorado has placed weekly in each of the three major polls in 2022 (the College Football Playoff committee first weekly rankings will be on Tuesday, Nov. 1; RV—denotes received votes; number is place outside top 25):

Poll	PS	9/06	9/11	9/18	9/25	10/02	10/09	10/16	10/23	10/30	11/06	11/13	11/20	11/27	12/04	Final
Associated Press	---	---	---	---	---	---	---	---	---	---	---	---	---	---	---	---
USA Today Coaches	---	---	---	---	---	---	---	---	---	---	---	---	---	---	---	---
FWAA Super 161	---	---	---	---	---	---	---	---	---	---	---	---	---	---	---	---
CFP Committee Poll	N/A	N/A	N/A	N/A	N/A	N/A	N/A	N/A	N/A	N/A	N/A	N/A	N/A	N/A	N/A	N/A

IN THE POLLS / SOME HISTORY

The last time Colorado re-entered the national polls was on Dec. 6, 2020 (No. 21 AP/No. 22 USAT), after last being ranked on Oct. 13, 2018 (No. 25 in the USA Today/Coaches poll), and was last in the AP poll on Oct. 6, 2018 (No. 19; the Buffs were a season-high No. 18 the same day in the coach's ballot). The Buffs were not ranked in 2017, and had climbed to as high as No. 9 in both polls (twice) in 2016; CU had not been ranked previous to '16 since 2005. Colorado owns the ninth longest streak of all-time, as from the 1989 preseason poll through the fifth week of 1997, CU had a run of **143** consecutive weeks in the AP poll. CU has been ranked **305** times in its history, the 29th most all-time; the Buffs have finished in the top four on four occasions, tied for 22nd most (the College Football Playoff includes the top four teams; only USC, with 12, has more than CU from the Pac-12).

47 WINS OVER AP RANKED TEAMS 24TH BEST SINCE '89

CU's **47** wins over *Associated Press* ranked teams dating back to the 1989 season (when the AP expanded to a top 25) are tied for the 24th most in the nation in this time frame (33 seasons). Through games of Oct. 22, Alabama has the most (**108**), followed by Ohio State (**104**), LSU (**89**), Florida State (**84**), Oklahoma (**83**), Florida (**82**), Michigan (**80**), Georgia (**73**), Southern Cal (**73**), Tennessee (**67**), Oregon (**66**), Miami, Fla. (**65**), Auburn (**64**), Clemson (**62**), Notre Dame (**61**), Texas (**60**), Penn State (**58**), UCLA (**57**), Washington (**56**), Stanford (**52**), Wisconsin (**52**), Virginia Tech (**50**), Michigan State (**50**), **COLORADO (47)**, Nebraska (**47**), Texas A&M (**46**) and Georgia Tech (**43**).

- All-time, Colorado's **70** wins over ranked teams are the 23rd most in history.
- CU is **4-36** against ranked teams the last 12 seasons (2010-21); also **1-33** on road since a win at UCLA in 2002 (the one win: at ASU in 2019).
- CU's last win over a top 5 or 10 team was on Sept. 29, 2007: a 27-24 win over No. 3 Oklahoma in Boulder (**16** straight losses).
- Since 1989 (when the *Associated Press* started ranking a Top 25), **Colorado** has played the **11th** most ranked teams played in the nation (**143**, **47-94-2**), trailing Alabama 176 (108-67-1), LSU 170 (89-81), Florida 163 (82-80-1), Tennessee 163 (67-93-3), Ohio State 159 (104-52-3), Michigan 158 (80-76-2), Auburn 158 (64-93-1), Georgia 155 (73-81-1), Oklahoma 149 (82-65-2), Florida State 148 (84-63-1) and is tied with Washington 143 (56-86-1). **Next Up:** USC 142 (73-68-1), Texas 142 (60-80-2), UCLA 138 (57-80-1), Notre Dame 137 (61-74-2), Penn State 136 (58-78), Michigan State 134 (50-84), Stanford 136 (52-84), Miami, Fla. 132 (65-67), Wisconsin 131 (52-78-1), Mississippi 128 (33-95), Oregon 129 (66-63), Texas A&M 129 (46-84), Clemson 127 (62-65), Kentucky 122 (18-104), Arizona 120 (37-83), Washington State 121 (32-89), Nebraska 118 (47-70-1), Georgia Tech 120 (43-77), Arizona State 117 (35-82), Iowa 116 (39-77), Virginia Tech 111 (50-60-1), Syracuse 112 (29-81-2), North Carolina 106 (30-75-1), Pittsburgh 106 (22-83-1).
- **Pac-12 Records versus ranked teams (by wins; since start of 1989 season):** USC 73-68-1; Oregon 66-63; UCLA 57-81-1; Washington 56-86-1; Stanford 52-84; **Colorado 47-94-2**; Arizona 37-84; Arizona State 35-82; Washington State 32-89; Cal 30-79-1; Utah 26-36; Oregon State 22-84.

THE TRANSFER PORTAL

Since the transfer portal became the NCAA's version of free agency, Colorado has acquired 14 players, nine as graduate transfers and five who decided to transfer as undergraduates (*—denotes graduate transfer; Status—remaining eligibility clock when arrive at CU, 2/1: two years to play one in eligibility):

Year	Player, Pos.	School	Class	Status	Year	Player, Pos.	School	Class	Status
2020	*Matt Lynch, TE	UCLA	Gr.-2	1/1	2021	*Max Wray, OT	Ohio State	So.-3	3/3
2021	*Robert Barnes, ILB	Oklahoma	Gr.	2/2	2022	*Tommy Brown	Alabama	Gr.	2/2
2021	Noah Fenske, OL	Iowa	Fr.-2	4/4	2022	*Josh Chandler-Semedo	West Virginia	Gr.	1/1
2021	*Jack Lamb, ILB	Notre Dame	Gr. (Soph.-3)	3/3	2022	Luke Eckardt	Arizona	Fr.	4/4
2021	James Mott, QB	Chicago	Fr.-3	4/4	2022	Maddox Kopp	Houston	Fr.	4/4
2021	*J.T. Shrout, QB	Tennessee	So.	3/3	2022	*Chance Main	Incarinate Word	Gr.	1/1
2021	Blayne Toll, DE	Arkansas	Fr.-2	5/4	2022	*R.J. Sneed II	Baylor	Gr.	1/1

700 CLUB

Colorado became the 25th school to reach the 700-win mark with a 44-28 win over California in 2017; the Buffs have an all-time record of **719-530-36** (a .574 winning percentage). In addition to being 28th on the all-time win list, CU is 36th in winning percentage (29th for schools with 1,000 or more games played in the FBS). The 32 programs with 700 or more all-time wins through games of October 22:

Team	Years	Games	Won	Lost	Tied	Pct.	Team	Years	Games	Won	Lost	Tied	Pct.	Team	Years	Games	Won	Lost	Tied	Pct.
1 Michigan	143	1,371	983	352	36	.730	12 LSU	129	1,305	829	429	47	.653	23 Arkansas	129	1,301	733	528	40	.580
2 Ohio State	133	1,331	949	329	53	.733	13 Auburn	130	1,299	791	461	47	.628	24 Wisconsin	134	1,294	732	509	53	.586
3 Alabama	128	1,326	949	334	43	.732	14 Clemson	127	1,296	786	465	45	.621	24 Navy	142	1,377	731	589	57	.553
4 Notre Dame	133	1,307	933	332	42	.730	15 Texas A&M	128	1,312	769	495	48	.605	26 Michigan State	126	1,244	724	475	44	.599
4 Texas	130	1,354	933	388	33	.702	15 West Virginia	130	1,334	770	519	45	.594	27 Minnesota	139	1,301	722	535	44	.572
6 Oklahoma	128	1,319	932	334	53	.726	17 Virginia Tech	129	1,306	765	495	46	.604	28 Colorado	133	1,286	719	531	36	.573
7 Penn State	135	1,361	915	405	41	.688	18 Washington	133	1,271	756	465	50	.614	29 North Carolina	132	1,332	718	560	54	.558
8 Nebraska	133	1,364	911	413	40	.683	19 Pittsburgh	133	1,345	753	549	42	.576	29 Army	133	1,306	718	538	51	.568
9 Tennessee	126	1,324	863	408	53	.671	20 Florida	116	1,225	751	434	40	.630	31 Miami, Ohio	134	1,233	710	479	44	.595
10 USC	129	1,277	862	361	54	.697	21 Georgia Tech	130	1,320	747	530	43	.583	32 Utah	129	1,212	706	475	31	.595
11 Georgia	129	1,342	860	428	54	.661	22 Syracuse	133	1,349	736	564	49	.562	(next up: Missouri 697)						



COLORADO BY THE NUMBERS IN 2022

- 0** The number of penalties on the defense in the opener against TCU, the first time the defense was flag-free in an opener since 2000 (vs. Colorado State);
- 1:35 (a.m.)** The time Colorado returned to the Champions Center on campus from its road game at Minnesota (1:30 p.m. MT kickoff; plane had mechanical problems);
- 3-4** CU's record under interim head coaches (**1-1** under Mike Sanford);
- 3:18** The average length of CU's games in 2022 (the quickest—Air Force, **3:12**; the longest—**3:29** versus Cal); the average in 2021: **3:15**;
- 3:24 (a.m.)** The time Colorado returned to the Champions Center on campus from its road game at Oregon State (6:10 p.m. MT kickoff);
- 3:38 (a.m.)** The time Colorado returned to the Champions Center on campus from its road game at Arizona (7:40 p.m. MT kickoff);
- 4** The number of career starts at cornerback by all players on the roster at the position entering the season;
- 5-7** Colorado's record in Pac-12 Conference openers, including this year's 45-17 loss to UCLA (**2-5** at home);
- 8** The number of passing yards Air Force had against CU (1-of 5 passing);
- 11.57** The average number of possessions per game for Colorado (81 in seven games); slightly more than the 11.25 in '21 (the lowest since the same in 2005);
- 13** The Buffaloes have had at least one turnover-free game for the last 13 seasons, the longest run in school history (opened miscue free against TCU in '22);
- 14** The number of players who earned at least one first down against TCU;
- 14** The number of total turnovers by Colorado this season, double the number (**7**) in 2021;
- 16** The number of true freshmen the Buffs have played in 2022 (**7** offense/**7** defense/**2** specialist);
- 16.3** The average length of **QB J.T. Shrout's** touchdown passes (**3** for **49** yards);
- 19** The number of players who have at least one reception in 2022; tying the school record first set in 1999 and matched in 2004;
- 20** The number of different NFL teams that have scouted the Buffaloes so far on game days in 2022;
- 20-12** Colorado's non-conference record dating back to the start of the 2013 season (includes Pac-12 title game two Alamo Bowl losses; **20-9** regular season);
- 23** The number of games Karl Dorrell coached at the reins of the Buffaloes before being dismissed on Oct. 2 (record of **8-15**);
- 23-22** CU's record in second games of a season following a loss in the season opener (**7-12** on the road);
- 26** The number of fumbles by CU tailbacks (on running plays) in **110** games from 2013-22 (**3,132** carries; **3** in last **476** (but two in 20 at Oregon State));
- 29-3** CU's record in season openers since 1967 when scoring first;
- 32** The number of Colorado games played in less than three hours since 1990 (out of **390** games; last: 2:59 at California in 2021);
- 35** The number of players who made their debut in CU uniform this season;
- 35.5** The average length of **PK Cole Becker's** made field goals in his career (21 for **746** yards);
- 36** The number of games decided by one score (8 points or less) that CU has been involved in over the last 10 seasons (2013-present; record of **18-18**);
- 37.3** The third down efficiency of opponents against Colorado in the state's borders since the '09 opener (**482-of-1,291**);
- 40.6** The opponents' combined percentage on third down inside-the-CU 20 (**139-of-342**) in the last 136 games (dating to 2008; **7-of-13** this year);
- 46-of-75** The abnormal number of coin tosses CU has won dating back to the '16 opener (**61.3%**; **3-of-7** this year; CU was 13-of-14 in '16);
- 63.5** Colorado's third down efficiency on 3rd-&-4 or less the last three seasons (**244-of-384**; 12-of-24 this season; on 3rd-&-1: **103-of-133**);
- 65** The average number of players CU has utilized in games this season (**455** in seven games);
- 68.0** The average temperature at kickoff for CU's seven games to date in 2022 (compared to **68.0** also for 12 games in 2021);
- 88.2** Over the last two-plus seasons, CU's scoring percentage inside-the-20 (**Red Zone**), **60** of **68** times (**42** TDs); **31** of **33** (**20** touchdowns) in 2021;
- 156** The number of passes without an interception by **QB Brendon Lewis** (dating back to his last at California on Oct. 23);
- 183** The number of passes without an interception by CU quarterbacks that started against Cal in 2021 and ended at Air Force in 2022);
- 325** The number of all-time wins Colorado has recorded at Folsom Field since it opened on Oct. 11, 1924 (**410** overall at all home venues);
- 364** The number of games Ralphie has led the team out on the field (1967-current; **8** by Ralphie VI);
- 376** The difference in yards allowed to Arizona (**673**) and in the next game against California (**297**).
- 719** The number of all-time wins by Colorado, as the Buffaloes became the 25th school to win 700 games.
- 11,240** The number of students scanned into the opener against TCU, the second-most since officials started scanning for admittance (record: 11,537 vs. UNC in 2021).

LEFTOVER COLORADO BY THE NUMBERS IN 2021

- 0** The number of penalties CU had in the first three quarters at California, the first time since the 2016 Utah game.
- 0-8-3** The Buffs record in Pac-12 road "doubleheaders" (road games in back-to-back weeks: no sweeps, three splits, swept eight times including this year (Cal-Oregon);
- 2-4-2** The Buffs record in Pac-12 home "doubleheaders" (two sweeps—WSU and Utah in 2016 and Stanford and Washington in 2019; two splits, swept four times);
- 4** The number of fumbles lost by CU in 2021 after losing just **3** in 2020 and in 2019 (out of 26 total over the three years);
- 4:40 (a.m.)** The time Colorado returned to the Champions Center on campus from its road game at Arizona State;
- VI** Ralphie VI made her long-awaited debut, after 2020 marked the first year dating back to 1967 that a Ralphie did not lead the team out on the field;
- 7** Turnover-free games by Colorado, a school record (and three in the first six games for just the third time in school history—also in 2017 and 2018);
- 17** The number of drives the opponent started in Colorado territory in 2021 (out of **140** possessions, 11 scores (9 TD/2 FG);
- 33** The average yardline CU has made its 66 punts from (about 6 yards lower than last year);
- 51** The length of the first career field goal made by **PK Cole Becker**, the fourth-longest by a freshman and the fourth-longest first career make in school history;
- 74.4** The opponents' scoring percentage inside-the-20 (red zone; 26 TD/6 FG in 43 trips);
- 152** The number of touches by Colorado (127 plays, 18 special team snaps, 7 returns) before committing its first fumble of the year (high center snap);
- 190:54** The time between CU turnovers from a fourth quarter interception at Cal to a fourth quarter fumble lost at UCLA, spanning four games (**111** TO-free quarters);
- 300 <** CU allowed under 300 yards in the first two games this season (256 by Northern Colorado, 288 by Texas A&M), the ninth time dating back to 1971;

LITTLE KNOWN RARITY

In CU history, the Buffaloes have had a 100-yard rusher and receiver in the same game on **49** occasions (**38-11** when this occurs). Since CU joined the Pac-12 in 2011, it has occurred **19** times overall (once each in 2011, 2012, 2013, 2014, 2015, 2019 and now 2020; four times in 2016, thrice in 2017 and four times in 2018). In 2001, the first time the same player had 100 yards in both in the same game at Colorado occurred when **TB Cortlen Johnson** had 172 rushing and 105 receiving at Iowa State. *The full list can be found on page 182 of the 2022 CU Media Guide.*



2022 GRADUATES (14)

Player	Pos.	Ht.	Wt.	Class	Exp.	Hometown (High School/Previous College)	Undergraduate Major (Minor)	Grad Date
ARIAS, Daniel	WR	6- 4	205	Sr.	4L	Mill Creek, Wash. (Henry M. Jackson)	Strategic Communication (Communication)	May '22
*BARNES, Robert	ILB	6- 2	230	Gr.	1L	Southlake, Texas (Carroll/Oklahoma)	Communication (Oklahoma/Dec. '20)	GC-Supply Chain Foundations
BELL, Maurice	WR	6- 0	180	Sr.	3L	Murrieta, Calif. (Murrieta Valley)	Communication	Dec. '21
FILLIP, Frank	OT	6- 7	295	Jr.	4L	Houston, Texas (Clear Lake)	Communication & Ethnic Studies	Aug. '22
FONTENOT, Alex	TB	6- 0	205	Sr.	3L	Richmond, Texas (George Ranch)	Sociology (Atmospheric & Oceanic Studies)	Dec. '21
†JORDAN, Janaz	DL	6- 4	305	Sr.	3L	Hampton, Va. (Bethel/Hinds Community College)	Ethnic Studies	Aug. '22
LANG, Terrance	DL	6- 7	285	Sr.	4L	Pomona, Calif. (Maranatha)	Sociology	May '22
^LEWIS, Isaiah	S	6- 0	205	Sr.	4L	Granite Bay, Calif. (Granite Bay)	Communication	Dec. '20
LYLE, Anthony	S	6- 0	190	Sr.	2L	Lafayette, Colo. (Legacy/Eastern Michigan)	Economics	May '22
MONTGOMERY, Jamar	OLB	6- 2	245	Sr.	2L	Birmingham, Ala. (Parker/Independence CC)	Ethnic Studies	Dec. '21
PERRY, Quinn	ILB	6- 2	245	Sr.	2L	Marina Del Rey, Calif. (Palisades/El Camino)	Psychology	May '22
RUSSELL, Brady	TE	6- 3	255	Sr.	4L	Fort Collins, Colo. (Fossil Ridge)	Strategic Communication	May '21
SAMI, Jalen	DT	6- 6	325	Jr.	3L	Colorado Springs, Colo. (Vista Ridge)	Ethnic Studies	Aug. '22
THOMAS, Guy	OLB	6- 4	230	Sr.	2L	Miami, Fla. (Booker T. Washington/Nebraska/Coahoma CC)	Sociology	Dec. '21

*—graduate transfers; GC—Graduate Certificate Program. ^—graduating in December '22 with a degree in Organizational Leadership.; †—no longer on team.

#—student coach. There are 3,052 graduates playing across all divisions of NCAA/NAIA football in 2022 (per NFF survey).

THOSE IN POSITION TO GRADUATE IN DECEMBER (7)

Player	Pos.	Ht.	Wt.	Class	Exp.	Hometown (High School/Previous College)	Undergraduate Major (Minor)	Grad Date
BETHEL, Nigel	CB	6- 0	170	Jr.	2L	Miami, Fla. (Northwestern/Miami-Fla.)	Ethnic Studies	Dec. '22
GUSTAV, Joshka	OLB	6- 3	235	So.	3L	Cherry Valley, Calif. (Aquinas)	Psychology	Dec. '22
JACKSON, Jaylon	WR	5-10	180	Sr.	4L	Cedar Hill, Texas (Cedar Hill)	Communication	Dec. '22
JACKSON, Justin	DL	6- 2	280	Sr.	2L	Olive Branch, Miss. (Center Hill/Northwest Mississippi CC)	Sociology	Dec. '22
RODDICK, Casey	OG	6- 4	325	Jr.	3L	Lakewood, Calif. (St. John Bosco)	Psychology	Dec. '22
SMITH, Deion	TB	6- 0	190	Jr.	2L	Houston, Texas (Second Baptist)	Journalism	Dec. '22
STRIKER, Jaylen	S	6- 3	200	Jr.	1L	Tampa, Fla. (Jefferson/Independence CC)	Ethnic Studies	Dec. '22

GRADUATION REVIEW

(Through August 2022) Over the last 21 years, Colorado has had **385** of its **417** seniors graduate, translating to **92.3** percent in this time frame (including all 25 possible graduates in 2021); these are the 2001-2021 senior classes, including those players who received medicals. Over the last 14 years, 269 of the last 287 have graduated (**93.7%**), with 10 of those 18 either playing in the NFL or attempted to do so and haven't yet been able to complete their requirements. NCAA numbers will not match these (it doesn't allow a school to count transfers who graduate, but it does count against a school if it had a player transfer; it also does not count walk-ons). It is one of the reasons the numbers are skewed to be lower than they really are, especially at tougher academic schools like Colorado and its Pac-12 brethren.

TEAM GRADE POINT AVERAGE: The team's **2.738** grade point average for the Spring 2022 semester is its third-highest on record; the top three are in the last three semesters (data collected since 1996); it's cumulative GPA through the fall of **2.764** is also second only to last fall's 2.787 mark.

99 IS SO NICE

Colorado scored for the seventh time in its history on a 99-yard drive to close out the scoring in the 2015 Arizona State game. **TB Christian Powell** started it with a 42-yard burst from the CU 1, and a Sefo Liufau-to-Nelson Spruce touchdown pass covering 31 yards ended the seven-play march over a gassed ASU defense. The seven:

99—vs. Northwestern at Evanston, Sept. 29, 1951 (6 plays)

99—vs. Oklahoma at Norman, Oct. 19, 1991 (8 plays)

99—vs. Arizona State in Boulder, Sept. 13, 2014 (7 plays)

99—vs. Miami, Fla., at Miami, Oct. 13, 1961 (21 plays)

99—vs. Oklahoma at Norman, Oct. 19, 1991 (14 plays)

99—vs. Iowa State in Boulder, Oct. 29, 1988 (8 plays)

99—vs. Oklahoma State at Stillwater, Oct. 27, 2001 (5 plays)

A DOZEN HAVE DASHED 100 ... OR FURTHER

CB Nikko Reed took the second half kickoff three yards deep and proceeded to race (officially) 100 yards for a touchdown in CU's 28-13 season-ending loss at Utah in 2021. It was the 12th 100-yard play in CU history, the eighth kickoff return of that length. Of the dozen, it was just the second by a freshman (joining Marques Mosley's kickoff return in 2012 against Utah), and the first outside of the state of Colorado. **Note:** the NCAA seals returns at a 100-yard maximum; if it allowed returns to be scored like the NFL, counting end zone yardage, Nick Fisher's interception return in 2017 would have been credited as a 109-yard return (CU's head statistician is also the Broncos'). And there was almost a 13th: **ILB Marcus Burton** came close in 2005, when he picked one off at the half yard line and raced 99 yards for a score — at Oklahoma State.

COLORADO / 100-YARD PLAYS

KICKOFF RETURNS

Yards	Player, Opponent, Site, Date (*—opening kickoff of game)
100	Byron White vs. Denver at Denver, Nov. 26, 1936 (TD).
100	*Cliff Branch vs. Kansas in Boulder, Nov. 7, 1970 (TD).
100	*Billy Waddy vs. Kansas State in Boulder, Nov. 22, 1975 (TD).
100	Howard Ballage vs. Nebraska in Boulder, Oct. 21, 1978 (TD).
100	Walter Stanley vs. Oklahoma in Boulder, Oct. 4, 1980 (TD).
100	*Ben Kelly vs. Missouri in Boulder, Oct. 9, 1999 (TD).
100	Marques Mosley vs. Utah in Boulder, Nov. 23, 2012 (TD).
100	Nikko Reed vs. Utah at Salt Lake City, Nov. 26, 2021 (TD).

INTERCEPTION RETURNS

Yards	Player, Opponent, Site, Date
100	Dick Kearns vs. Denver at Denver, Nov. 24, 1938 (TD).
100	Johnny Zeigler vs. Colorado Mines in Boulder, Sept. 26, 1942 (TD).
100	Steve Rosga vs. Oklahoma State in Boulder, Oct. 12, 1996 (TD).
100	Nick Fisher vs. California in Boulder, Oct. 28, 2017 (TD).

**CAREER GAMES PLAYED/STARTED CHART**

Listed below are the career games played/started for the players on the 2022 Colorado Buffaloes. The players on the opening camp roster collectively had played in **749** games, with just **230** starts. The list (*includes the 2020 Alamo Bowl*: KEY: G—games; GS—games started; CGS—consecutive games started):

Player	G	GS	CGS	Player	G	GS	CGS	Player	G	GS	CGS	Player	G	GS	CGS
ALLEN	0	0	0	EDWARDS	0	0	0	KOPP	0	0	0	ORTEGA	2	0	0
AMAYA	0	0	0	ESTES	0	0	0	LANG	47	34	9	PAGE	0	0	0
ANDERSON	0	0	0	FAURIA	10	1	0	LEMONIOUS-CRAIG	20	5	3	PALAZZO	0	—	—
ARIAS	48	20	9	FENSKE	9	1	0	LEWIS, B.	15	13	0	PASSARELLO	4	0	0
AUSTIN	7	0	0	FILLIP	31	21	0	LEWIS, I.	43	19	0	PENRY	14	3	0
BARNES	18	7	2	FINNESETH	6	0	0	LOGAN	3	—	—	PERRY	26	14	0
BAUGH	0	0	0	FONTELOT	37	16	0	LUDWICK	0	0	0	PITTMAN	21	0	0
BECKER	19	—	—	GRANT	12	2	0	LYLE	25	0	0	RAMIREZ	0	0	0
BEDELL	25	0	0	GRAY	0	0	0	MACK	7	2	0	REED	19	8	8
BELL	28	4	0	GUSTAV	19	3	0	MADDOX	6	0	0	REMINGTON	0	0	0
BETHEL	16	1	0	HAM	24	3	3	MAGALEI	7	0	0	REZNIK	3	0	0
BOSCIA	0	0	0	HANKERSON	4	1	1	MAIN	7	1	0	ROBERTSON	2	0	0
BOWSER	0	0	0	HARKEY	7	0	0	MARTIN	8	0	0	ROBINSON	19	0	0
BROWN	7	7	7	HARRIS	5	0	0	MASTRO	0	0	0	RODDICK	37	25	17
CAPOLUNGO	1	0	0	HARRISON	19	0	0	McCOWN	4	3	0	RODMAN	37	16	7
CARRIZOSA	4	—	—	HESTERA	6	0	0	McGANNON	0	0	0	RUSSELL	44	33	1
CARTER	6	0	0	HUBBARD	0	—	—	MILLS	0	0	0	SALAVE'A	0	0	0
CHANDLER-SEMEDO	7	6	6	HURTADO	4	0	0	MONTGOMERY	26	4	0	SAMI	35	31	13
CHRI-LICHTENHAN	19	3	3	JACKSON, Ja.	32	0	0	MOORE	15	9	7	SAREM	0	0	0
COURTNEY	2	0	0	JACKSON, Ju.	18	0	0	MOTT III	0	0	0	SEAVALL	0	0	0
DAHLKE	1	0	0	JOHNSON	17	4	0	NOTARAINNI	1	0	0	SHROUT	5	3	1
DEMPSEY	0	0	0	KEITH	0	0	0	OFFERDAHL	7	1	0	SMITH, Aub.	6	0	0
DIXSON	3	0	0	KERRY	7	0	0	OLIVER	7	0	0	SMITH, Aus.	6	0	0
ECKARDT	0	0	0	KOPETZ	0	0	0	OLSEN	7	2	0	SMITH, D.	30	3	0

Player	G	GS	CGS
SMITH, X.	0	0	0
SNEED	7	4	4
SOWELL	4	1	0
STACKS	16	0	0
STRIKER	8	0	0
TAYLOR	18	7	2
THOMAS	18	12	2
TYSON	7	1	0
VENN	0	0	0
WARCHUCK	3	0	0
WELLS	7	5	5
WIGGINS	1	0	0
WILEY	25	17	3
WILLIAMS, M.	15	2	0
WILLIAMS, R.	9	0	0
WILLIS	6	0	0
WOODS	17	7	4
WOLVERTON	0	0	0

2022 TOTALS 1204 385 —
2021 TOTALS 1532 538 —

Returning Highs & Lows:

MOST GAMES: 1,080 (2005), 1,072 (2016), 1,053 (2006), 1,027 (2017), 924 (2001). **MOST STARTS:** 412 (2016), 327 (2015), 326 (2001), 314 (2014), 313 (2010).

FEWEST GAMES: 674 (2012), 694 (2000), 749 (2022), 752 (2019), 760 (2022). **FEWEST STARTS:** 179 (2019), 182 (2004), 193 (2018), 220 (1995), 223 (twice).

LAST TRUE FRESHMEN TO START: QB Owen McCown, WR Chase Sowell, WR Jordyn Tyson, OG Van Wells (2022); CB Kaylin Moore, WR Chase Penry, CB Nikko Reed, CB Tyrin Taylor, S Trevor Woods (2021); CB Christian Gonzalez, WR Brenden Rice (2020); CB Tarik Luckett, TB Jaren Mangham, S Mark Perry, DT Na'im Rodman, CB K.J. Trujillo (2019); DE Israel Antwine, OT Frank Fillip, WR Dimitri Stanley (2018); TB Patrick Carr, CB Nick Fisher, CB Isaiah Oliver, ILB Grant Watanabe (2015).

LAST TRUE FRESHMEN TO START AT QUARTERBACK: Owen McCown (2022), Sefo Lufau (2013), Tyler Hansen (2008), Craig Ochs (2000). **IN A SEASON OPENER:** Has not occurred.

LAST TRUE FRESHMEN TO START AT RUNNING BACK: TB Patrick Carr (2015), Michael Adkins II (2013), Donta Abron, Christian Powell (2012); Darrell Scott (2008),

Rodney Stewart (2008), Brian Lockridge (2007), Brian Calhoun (2002), Marcus Houston (2000). **IN A SEASON OPENER:** Kent Kahl (1991).

LAST REDSHIRT/YEAR 2 FRESHMEN TO START: TB Charlie Offerdahl, TE Erik Olsen (2022); OL Noah Fenske, OLB Devin Grant, QB Brendon Lewis, OT Jake Wiley (2021); OG Casey Roddick, DT Jalen Sami, WR Dimitri Stanley (2019); remaining on '22 team: DE Terrance Lang, TE Brady Russell (2018).

LAST PLAYERS TO START FOR THE FIRST TIME AS A SENIOR: QB Sam Noyer (2020); TE Beau Bisharat, S Lucas Cooper, OLB Nu'umotu Falo, OT Arlington Hambright,

TE Jalen Harris, S Mikial Onu, OG Jack Shutack, OLB Alex Tchangam (2019); TB Kyle Evans, TB Travon McMillian, S Kyle Trego (2018); Six players in 2011.

LAST PLAYERS TO START WHILE A WALK-ON: TB Charlie Offerdahl (2022); TE Matt Lynch (2020); TE C.J. Schmanski (2020); OG Jack Shutack (2019); FS Ryan Moeller (2014);

FB Jordan Murphy (2013); WR Dusty Ebner, C Keenan Stevens (2009).

20 HAVE MADE FIRST CAREER CU STARTS IN 2022

In the 2022 season opener against TCU, just three Buffaloes made their first career starts in a CU uniform: **OG Tommy Brown, C Austin Johnson** and **WR Montana Lemonious-Craig**. Three more did so at Air Force: **ILB Josh Chandler-Semedo, QB J.T. ShROUT** and **WR Jordyn Tyson**; four at Minnesota: **TE Christian Fauria, S Jeremy Mack, TB Deion Smith** and **OG Van Wells**; six versus UCLA: **DL Chance Main, QB Owen McCown, TB Charlie Offerdahl, WR R.J. Sneed, WR Chase Sowell** and **ILB Mister Williams**; three at Arizona: **OT Gerad Christian-Lichtenhan, ILB Marvin Ham** and **TE Erik Olsen** and one at Oregon State: **TB Anthony Hankerson**.

Historically: Only 14 true freshmen have started from scrimmage for CU in a season opener: **TB Billy Waddy**, 1973 (at Louisiana State); **CB Victor Scott** and **OLB Scott Hardison**, 1980 (at UCLA); **HB Eric Bieniemy**, 1987 (vs. Oregon); **OG Clint Moore**, 1991 (vs. Wyoming); **ILB Jordon Dizon**, 2004 (vs. Colorado State); **CB Greg Henderson**, 2011 (vs. Hawai'i); **CB Kenneth Crawley** and **WR Gerald Thomas**, 2012 (vs. Colorado State); **ILB Addison Gillam**, 2013 (vs. Colorado State); **WR Shay Fields** and **DE Christian Shaver**, 2014 (vs. Colorado State); **DE Israel Antwine**, 2018 (vs. Colorado State) and **CB Christian Gonzalez**, 2020 (vs. UCLA). Add a 15th and 16th for the first play of the game/season on special teams: **PK Kevin Eberhart** (2003, kicked off vs. CSU in Denver) and **PK Cole Becker** (2021, kicked off against UNC).

ANNUAL FIRST-TIME STARTERS: 1984 (29), 1985 (9), 1986 (15), 1987 (14), 1988 (16), 1989 (7), 1990 (16), 1991 (23), 1992 (15), 1993 (7), 1994 (6), 1995 (11), 1996 (8), 1997 (14), 1998 (27), 1999 (14), 2000 (16), 2001 (12), 2002 (16), 2003 (20), 2004 (12), 2005 (11), 2006 (24), 2007 (18), 2008 (15), 2009 (18), 2010 (21), 2011 (21), 2012 (21), 2013 (12), 2014 (14), 2015 (23); 2016 (5); 2017 (11); 2018 (24); 2019 (20); 2020 (14), 2021 (14), **2022 (20)**.

EXPERIENCE ANALYSIS

A look at annual fluctuations in the percentage of upperclassmen starting games over the two decades at Colorado; **in 2012**, the Buffaloes started its fewest seniors believed ever (**17.8%**) and a record number of freshmen (**28.0%**; **21.6%** true frosh). A year-by-year glance at starts by class since 1999 (grad transfers listed under seniors):

Season	G	SR	JR	SO	FR	(RS-True)	UpperCl%	Fr-Pct.	Season	G	SR	JR	SO	FR	(RS-True)	UpperCl%	Fr-Pct.
1999	12	115	42	86	21	(20- 1)	59.5	8.0	2011	13	141	55	57	33	(10-23)	68.5	11.5
2000	11	55	116	38	33	(15-18)	70.7	13.6	2012	12	47	84	59	74	(17-57)	49.6	28.0
2001	13	102	95	83	7	(7- 0)	68.9	2.4	2013	12	70	92	69	33	(4-29)	61.4	12.5
2002	14	155	130	14	9	(0- 9)	92.5	2.9	2014	12	83	50	96	35	(18-17)	50.4	13.3
2003	12	105	49	78	32	(14-18)	58.3	12.1	2015	13	59	110	86	31	(25- 6)	59.1	11.7
2004	13	72	103	100	11	(0-11)	61.2	3.8	2016	14	141	116	27	24	(24- 0)	83.4	7.8
2005	13	116	112	48	10	(4- 6)	79.7	3.5	2017	12	127	85	44	8	(8- 0)	80.3	3.1
2006	12	92	84	73	15	(11- 4)	66.7	5.7	2018	12	91	66	57	50	(35-15)	59.5	18.9
2007	13	89	106	42	49	(29-20)	68.2	17.0	2019	12	86	77	68	33	(21-12)	61.7	12.5
2008	12	106	54	63	41	(24-17)	60.6	15.5	2020	6	37	49	36	10	(3- 7)	65.2	7.6
2009	12	57	90	89	28	(24- 4)	55.7	10.6	2021	12	33	97	72	62	(53- 9)	49.2	23.5
2010	12	82	111	37	34	(22-12)	73.1	12.9	2022	7	59	31	47	17	(6-11)	58.4	11.0



2022 PARTICIPATION CHART

The participation chart for the 2022 Colorado Buffaloes; KEY: **S**—started; **✓**—played; **DNP**—dressed, but did not play; **INJ**—injured/illness; **SSP**—suspended; **(—)**—denotes did not dress; **●**—saw first action as a Buffalo in 2022:

Player	TCU	AFA	MIN	Ucla	UA	CAL	OSU	ASU	UO	USC	UW	UU
ALLEN	DNP	—	—	DNP	—	DNP	DNP	—	—	—	—	—
AMAYA	INJ	INJ	INJ	INJ	INJ	INJ	—	—	—	—	—	—
ANDERSON	—	—	—	—	—	—	—	—	—	—	—	—
ARIAS	S	S	S	S	S	S	S	S	—	—	—	—
● AUSTIN	✓	✓	✓	✓	✓	✓	✓	✓	—	—	—	—
BARNES	S	S	✓	✓	✓	✓	S	S	—	—	—	—
BAUGH	INJ	INJ	INJ	INJ	INJ	DNP	—	—	—	—	—	—
BECKER	✓	✓	✓	✓	✓	✓	✓	✓	—	—	—	—
BEDELL	✓	✓	✓	✓	✓	✓	✓	✓	—	—	—	—
BELL	S	S	✓	✓	✓	✓	✓	✓	—	—	—	—
BETHEL	✓	✓	✓	DNP	✓	✓	✓	✓	—	—	—	—
BOSCIA	—	—	—	—	—	—	—	—	—	—	—	—
BOWSER	—	—	—	—	—	DNP	—	—	—	—	—	—
● BROWN	S	S	S	S	S	S	S	S	—	—	—	—
● CAPOLUNGO	—	—	—	—	—	DNP	✓	—	—	—	—	—
● CARRIZOSA	DNP	—	—	✓	✓	✓	✓	—	—	—	—	—
CARTER	DNP	DNP	DNP	DNP	DNP	DNP	DNP	—	—	—	—	—
● CHANDLER-SEMEDO	✓	S	S	S	S	S	S	S	—	—	—	—
CHRIST-LICHTNHN	✓	✓	✓	✓	✓	S	S	S	—	—	—	—
● COURTNEY	DNP	DNP	✓	DNP	✓	DNP	—	—	—	—	—	—
● DAHLKE	DNP	—	—	—	—	✓	—	—	—	—	—	—
DEMPSEY	INJ	INJ	—	—	—	—	—	—	—	—	—	—
● DIXSON	✓	✓	DNP	DNP	✓	DNP	INJ	—	—	—	—	—
ECKARDT	DNP	DNP	DNP	DNP	DNP	DNP	—	—	—	—	—	—
EDWARDS	—	—	—	—	—	—	—	—	—	—	—	—
ESTES	—	—	—	—	—	—	—	—	—	—	—	—
FAURIA	✓	✓	S	✓	ILL	✓	✓	✓	—	—	—	—
FENSKE	✓	✓	✓	✓	✓	✓	✓	✓	—	—	—	—
FILLIP	S	S	S	S	✓	✓	DNP	—	—	—	—	—
● FINNESETH	DNP	✓	✓	✓	✓	✓	✓	—	—	—	—	—
FONTENOT	S	S	INJ	INJ	INJ	INJ	INJ	—	—	—	—	—
GRANT	✓	✓	✓	✓	✓	✓	✓	—	—	—	—	—
GRAY	DNP	DNP	DNP	DNP	—	DNP	—	—	—	—	—	—
GUSTAV	INJ	INJ	INJ	INJ	INJ	INJ	INJ	—	—	—	—	—
HAM	—	✓	✓	✓	✓	S	S	S	—	—	—	—
● HANKERSON	—	—	—	✓	✓	✓	✓	S	—	—	—	—
● HARKEY	✓	✓	✓	✓	✓	✓	✓	✓	—	—	—	—
● HARRIS	DNP	DNP	✓	✓	✓	✓	✓	✓	—	—	—	—
HARRISON	✓	✓	✓	✓	✓	✓	✓	✓	—	—	—	—
● HESTERA	✓	✓	✓	✓	✓	DNP	✓	—	—	—	—	—
HUBBARD	—	—	—	—	—	DNP	DNP	—	—	—	—	—
● HURTADO	INJ	INJ	✓	✓	✓	✓	DNP	—	—	—	—	—
JACKSON, Ja.	✓	✓	✓	✓	✓	✓	✓	—	—	—	—	—
JACKSON, Ju.	✓	✓	✓	✓	✓	✓	✓	—	—	—	—	—
JOHNSON	S	S	S	S	✓	✓	✓	—	—	—	—	—
KEITH	—	—	—	DNP	—	DNP	—	—	—	—	—	—
● KERRY	✓	✓	✓	✓	✓	✓	✓	—	—	—	—	—
KOPETZ	—	—	—	—	—	DNP	—	—	—	—	—	—
KOPP	DNP	DNP	DNP	DNP	DNP	DNP	DNP	—	—	—	—	—
LANG	S	S	S	S	S	S	S	S	—	—	—	—
LEMONIOUS-CRAIG	S	S	S	✓	S	S	S	S	—	—	—	—
LEWIS, B.	S	DNP	✓	DNP	DNP	DNP	—	—	—	—	—	—
LEWIS, I.	S	S	S	S	INJ	INJ	INJ	—	—	—	—	—
● LOGAN	✓	✓	✓	ILL	ILL	—	—	—	—	—	—	—
LUDWICK	—	—	—	—	—	—	—	—	—	—	—	—
LYLE	✓	✓	✓	✓	✓	✓	✓	—	—	—	—	—
● MACK	✓	✓	S	✓	S	✓	—	—	—	—	—	—
● MADDOX	✓	✓	✓	✓	✓	DNP	✓	—	—	—	—	—

Player	TCU	AFA	MIN	Ucla	UA	CAL	OSU	ASU	UO	USC	UW	UU
MAGALEI	✓	✓	✓	✓	S	✓	✓	DNP	—	—	—	—
● MAIN	✓	✓	✓	✓	S	✓	✓	✓	—	—	—	—
MARTIN	✓	✓	✓	✓	✓	✓	✓	✓	—	—	—	—
MASTRO	—	—	DNP	DNP	—	—	INJ	—	—	—	—	—
● McCOWN	DNP	DNP	✓	S	S	S	INJ	—	—	—	—	—
McGANNON	—	—	—	—	—	—	—	—	—	—	—	—
MILLS	DNP	DNP	DNP	—	—	—	—	—	—	—	—	—
MONTGOMERY	S	S	✓	✓	S	✓	✓	—	—	—	—	—
MOORE	S	S	S	S	S	S	S	—	—	—	—	—
MOTT III	—	—	—	—	—	DNP	—	—	—	—	—	—
● NOTARAINNI	—	—	—	—	—	✓	DNP	—	—	—	—	—
● OFFERDAHL	✓	✓	✓	S	✓	✓	✓	—	—	—	—	—
● OLIVER	✓	✓	✓	✓	✓	✓	✓	—	—	—	—	—
● OLSEN	✓	✓	✓	✓	S	S	✓	—	—	—	—	—
● ORTEGA	—	—	DNP	—	✓	✓	✓	—	—	—	—	—
PAGE	—	—	—	—	—	DNP	—	—	—	—	—	—
PALAZZO	DNP	DNP	DNP	DNP	DNP	DNP	—	—	—	—	—	—
● PASSARELLO	INJ	INJ	INJ	✓	✓	✓	✓	—	—	—	—	—
PENRY	✓	✓	INJ	INJ	✓	—	—	—	—	—	—	—
PERRY	S	S	S	✓	✓	✓	✓	—	—	—	—	—
PITTMAN	✓	✓	✓	✓	✓	✓	✓	—	—	—	—	—
RAMIREZ	—	—	—	—	—	—	—	—	—	—	—	—
REED	S	S	S	S	S	S	S	—	—	—	—	—
REMINGTON	—	—	—	—	—	—	—	—	—	—	—	—
● REZNIK	DNP	DNP	✓	DNP	✓	✓	DNP	—	—	—	—	—
● ROBERTSON	—	—	—	DNP	DNP	✓	✓	—	—	—	—	—
ROBINSON	✓	✓	✓	✓	✓	✓	✓	—	—	—	—	—
RODDICK	S	S	S	S	S	S	S	—	—	—	—	—
RODMAN	S	S	S	S	S	S	S	—	—	—	—	—
RUSSELL	S	S	S	S	INJ	✓	S	—	—	—	—	—
SAMI	S	S	S	S	S	S	S	—	—	—	—	—
SAREM	—	—	—	—	—	INJ	—	—	—	—	—	—
SEAVALL	—	—	—	DNP	—	DNP	—	—	—	—	—	—
● SHROUT	✓	S	S	DNP	DNP	✓	✓	—	—	—	—	—
● SMITH, Aub.	DNP	✓	✓	✓	✓	✓	✓	—	—	—	—	—
SMITH, Aus.	✓	DNP	✓	✓	DNP	DNP	DNP	—	—	—	—	—
SMITH, D.	✓	✓	S	✓	S	S	INJ	—	—	—	—	—
SMITH, X.	INJ	INJ	INJ	INJ	INJ	INJ	INJ	—	—	—	—	—
● SNEED	✓	✓	✓	✓	S	INJ	S	S	—	—	—	—
● SOWELL	✓	✓	✓	S	INJ	INJ	INJ	—	—	—	—	—
STACKS	✓	✓	✓	INJ	DNP	✓	✓	—	—	—	—	—
STRIKER	✓	✓	DNP	✓	✓	✓	✓	—	—	—	—	—
TAYLOR	S	DNP	S	✓	S	S	S	—	—	—	—	—
THOMAS	✓	✓	S	✓	INJ	S	S	—	—	—	—	—
● TYSON	✓	✓	✓	✓	✓	✓	✓	—	—	—	—	—
VENN	INJ	INJ	INJ	INJ	INJ	INJ	INJ	—	—	—	—	—
● WARCHUCK	DNP	DNP	DNP	DNP	✓	✓	✓	—	—	—	—	—
● WELLS	✓	✓	S	S	S	S	S	—	—	—	—	—
● WIGGINS	DNP	DNP	DNP	✓	—	—	—	—	—	—	—	—
WILEY	S	S	✓	✓	S	S	S	—	—	—	—	—
WILLIAMS, M.	✓	✓	✓	✓	S	✓	✓	—	—	—	—	—
WILLIAMS, R.	✓	✓	✓	✓	✓	✓	—	—	—	—	—	—
WILLIS	—	—	—	DNP	—	✓	✓	—	—	—	—	—
WOODS	S	S	✓	S	S	S	S	—	—	—	—	—
WOOLVERTON	INJ	INJ	INJ	INJ	INJ	INJ	INJ	—	—	—	—	—
DRESSED	81	78	78	84	74	90	74	—	—	—	—	—
PLAYED	64	63	67	65	64	69	63	—	—	—	—	—

Injured/Season: Salave'a.

35 PLAYERS HAVE SEEN FIRST CU ACTION IN 2022

A total of **19** players saw their first action in a CU uniform in the opener against TCU (16 did so against Northern Colorado in 2021; the record in an opener of 34 was set in 2018). Sixteen more have since; here is the breakdown by class of those players (*—mainly special teams duty):

TRUE FRESHMEN (15): DL *Aaron Austin, P *Trent Carrizosa, TE *Zach Courtney, S Dylan Dixon, TB Anthony Hankerson, S Simeon Harris, ILB *Eoghan Kerry, P *Ashton Logan, QB Owen McCown, CB Jason Oliver, ILB Aubrey Smith, WR Chase Sowell, WR Jordyn Tyson, OG/C Van Wells, CB Joshua Wiggins.

REDSHIRT FROSH (10): S *Austin Dahlke, S Ben Finneseth, WR Jack Hestera, DL Mason Maddox, ILB *Thomas Notarainni, TB Charlie Offerdahl, TE Erik Olsen, TE Louis Passarello, OL Ben Reznik, SN *Cameron Warchuck.

SOPHOMORES (5): OL *Alex Harkey, ILB *Isaac Hurtado, S Jeremy Mack, ILB, CB *Trey Ortega, *Caiden Robertson.

JUNIORS (1): QB J.T. Shrout.

GRADUATE TRANSFERS (4): OG Tommy Brown, ILB Josh Chandler-Semedo, DL Chance Main, WR R.J. Sneed.

Recent counts: **24** (2021), **28** (2020), **32** (2019), **45** (2018), **25** (2017), **23** (2016), **35** (2015), **26** (2014), **18** (2013), **26** (2012), **33** (2011).



THAT REDSHIRT RULE

Beginning with the 2018 season, incoming freshmen can now play in up to four games but not lose a year of eligibility; this also applies to anyone else on the roster. In any year they play in four games or less, they get the year back (and the four can be at any point during the season; they do not have to be the first four games). Also if a player redshirts as a true freshman and then suffers a season-ending injury within the first four games of another season, he's now eligible for a sixth-year without having to lose two years to injuries and go through the old petition process. A perfect example would be **Derek McCartney**, who redshirted as a true freshman in 2013, and was injured in game three of his fourth-year (2016); he would have been awarded a sixth-year of eligibility under this rule change.

If this rule had been permanently in place since freshmen were allowed to play, here are some notable Buffaloes that would have earned a full season back due to either playing in four games or less at some point in their career due to injury, and others who were simply inserted at the end of games over the course of the season when the outcomes had already been decided (assuming the four-game maximum would have applied in 11-game seasons prior to 2006; *—denotes true freshman):

WR *Dave Logan, 1972	Debuted late in week two in a 56-14 win over Cincinnati, when he had his lone reception of the year. He was on the travel squad, but appeared just a couple of more times.
TB *James Mayberry, 1975	Appeared late in several games, had 16 rushing attempts and one reception.
DT George Smith, 1982	Injured in the fourth game of the year, he had 34 tackles, four for losses when he was lost for the year.
WB *Mike Pritchard, 1987	Appeared in six games and 17 rushes and threw seven passes.
QB *Darian Hagan, 1988	Appeared in five games (plus the Freedom Bowl), had 38 rushes and threw seven passes.
QB *Vance Joseph, 1990	Appeared in four games, had 13 rushes and threw seven passes (and was next in line to play in the '91 Orange Bowl).
QB *Kordell Stewart, 1991	Appeared in two games, had 18 rushes and threw two passes.
QB *Koy Detmer, 1992	Pressed into duty to rally CU over Minnesota in game three, started two others and appeared in seven overall; but he was also injured early in the fourth game in 1995, so either would have applied.
ILB Jashon Sykes, 2001	Injured in the fourth game of the year, he had already racked up 33 tackles and 3½ sacks
QB *Joel Klatt, 2002	Played three snaps late against Baylor in game seven, appeared in a handful of others after, including on the punt team.
OLB Derek McCartney, 2016	Had already utilized his redshirt year, so when lost for the season with a torn ACL in game three at Michigan, he lost that year.

And there were several players in 1984, when CU resurrected its junior varsity team for one year; several played in the three JV games and then saw some time afterward in some of the last six varsity games. These included **WR Lance Carl**, **ILB Don DeLuzio**, **TB Dion Dyson**, **TE/P Keith English**, **WR Drew Ferrando**, **QB Mark Hatcher**, **P Barry Helton**, **TB Sam Smith**, **CB David Tate** and **FB Anthony Weatherspoon**.

AND WHO BENEFITTED THE FIRST YEAR? SEVEN BUFFS ... 22 SINCE

In 2018, there were seven Buffaloes who benefitted from the NCAA's new redshirt which permits players to play in up to four games and not lose a year of eligibility provided they had a redshirt year available to them (no fifth-year seniors played in four games or less who were lost for the season due to injury, as exceptions could have been made in those instances). Those players, with the games they appeared in parenthesis (*—no longer on team): **OLB *Jacob Callier (4)**, **PK *Tyler Francis (2)**, ***P Alex Kinney (4)**, **PK Evan Price (2)**, **WR Dimitri Stanley (3)**, **DB *L.J. Wallace (1)** and **ILB *Jake Yurachek (1)**.

► In 2019, the rule was applied to **10** players who met the criteria: **CB Mehki Blackmon (4)**, **OT Frank Phillip (2)**, **OLB Joshka Gustav (3)**, **ILB Marvin Ham (4)**, **OL Austin Johnson (1)**, **OLB Jamar Montgomery (4)**, **OLB Alec Pell (4)**, **ILB Quinn Perry (1)**, **PK Evan Price (4)** and **WR La'Vontae Shenault (4)**.

► In 2020, all players in the FBS were granted an extra year of eligibility if they chose to take advantage of it, regardless of number of games played.

► In 2021, there were **9** current players who met the criteria: **TE Caleb Fauria (4)**, **C Noah Fenske (2)**, **OLB Devin Grant (3)**, **WR Jaylon Jackson (2)**, **OLB Zion Magalei (1)**, **DL Tyas Martin (1)**, **TE Austin Smith (2)**, **ILB Mister Williams (3)** and **DL Ryan Williams (2)**.

TRAILING NOW AFTER BEING AHEAD IN A BIG WAY

From 2006-15, the opponent had almost always had a distinct advantage in TSL (time spent in the lead), but CU reversed that and then some in 2016. The Buffs led for **457** minutes and **20** seconds, or **59** percent of the time; opponents for just 24 percent and the score tied the other 17 percent. CU led for more minutes in 2016 than it had in all 11 previous years after just eight games (and when it held the edge over an entire season just twice: 2005 and 2010). The opponent held a slight edge in both 2017 and 2018, but in 2022, CU had just one lead (against TCU) until the Cal game. A closer look (*bowl games not included*):

Season	CU	Tied	Opp.	Season	CU	Tied	Opp.	Season	CU	Tied	Opp.	Season	CU	Tied	Opp.
2005	320:31	101:55	297:34	2010	312:45	113:54	293:21	2015	192:47	158:14	428:59	2019	250:05	119:03	350:52
2006	269:22	123:11	327:27	2011	191:12	78:44	510:04	2016	457:20	133:33	189:07	2020	199:44	33:45	66:31
2007	280:56	130:11	308:53	2012	77:38	112:18	530:04	2017	285:30	132:17	302:13	2021	272:30	118:50	328:40
2008	191:24	119:07	409:29	2013	197:17	108:56	413:47	2018	268:07	171:14	280:39	2022	27:05	61:40	271:15
2009	110:29	165:18	444:13	2014	261:22	83:52	374:46	2019	250:05	119:03	350:52				

100+ RETURN YARDS NOT THAT COMMON

A key factor in a game can be return yards (punt, interception, fumble, blocked kicks, but not kickoff).

► CU's has just **seven** games since 2002 with over 100 return yards in a game (and in 2021 had two in the same season for just the second time since 2002, as the Buffs had **121** yards (71 punt, 50 interception, with two scores) against Arizona and **111** against Washington; the last time with three was 2001). In 2016, CU had **175** against UCLA in its 20-10 win (accounting for one touchdown), the most return yards by the Buffs since Oct. 26, 2002, when they had **183** in a 37-13 win over Texas Tech (125 interception, 44 punt, 14 fumble). In 2017, CU owned had two games with 100-plus (**116-9** versus Texas State and **126-5** against Cal).

► The opponents' last 100-plus return yard game was by Michigan in 2016 (the Wolverines had 132); opponents have had seven 100+ games dating back to 2011.

► In 2018, CU had an overall edge of **372-275**, which included edges of **87-0** against CSU and **32-(-2)** at Nebraska.

100/300

The Buffaloes have historically done well when holding the opponent to under 100 yards rushing and under 300 yards total offense. Dating back to the start of the 1985 season, Colorado is **107-15-1** when the opponent fails to reach 100 yards on the ground, and **107-20-1** when the enemy is held under 300 yards overall. CU is **14-1** and **18-0** in each, respectively, dating back to the start of the 2013 season (**1-0** in 2021).



HEAD COACH KARL DORRELL

Karl Dorrell was dismissed as CU's head coach after two-and-a-half seasons on Oct. 2; it was his eighth as a head coach on the collegiate level; he was named CU's 27th full-time coach on February 23, 2020; he was **8-15** at Colorado and owns an overall **43-42** record. A truly veteran coach with a pedigree second to none, he started as a graduate assistant at his alma mater (UCLA) in 1988 and has spent the last 34 seasons coaching football, with a little more in college (20 years) than in the National Football League (14). He joined the Buffaloes from the Miami Dolphins, where he coached the wide receivers in 2019 and had just been promoted to assistant head coach, but Dorrell was no stranger to Colorado and Boulder. **Bill McCartney** hired him ahead of the 1992 season as CU's receivers coach, his first Division I-A/FBS job; he left CU for one year at Arizona State in 1994, but when **Rick Neuheisel** was named head coach after McCartney retired, he returned for his second stint at the school, this time as offensive coordinator, receivers and quarterbacks coach for the 1995-98 seasons until he accompanied Neuheisel to the University of Washington in 1999. The lure of the state of Colorado brought him back a third time, in this instance as the wide receivers coach for the Denver Broncos for the 2000, 2001 and 2002 seasons until his alma mater came calling and named him its head coach. He was 35-27 in five seasons at UCLA (2003-07), and would then go on to spend 12 of the next 13 years in the NFL.



	Overall	Home	Road	Neutral	2nd Half	Ranked	Unranked	Non-league	League	Bowls
Dorrell at Colorado.....	8-15	6-5	2-8	0-2	3-6	0-4	8-11	2-6	6-9	0-1
Dorrell / Career.....	43-42	30-12	12-25	1-5	16-25	6-17	37-25	13-15	30-27	1-4
COLORADO STREAKS: 2-game plus wins, 2-game plus losses: 1, 4 . 3-game plus wins, 3-game plus losses: 1, 2 . 4-game plus wins, 4-game plus losses: 1, 2 . 5-game plus wins, 5-game plus losses: 0, 1 . 6-game plus wins, 6-game plus losses: 0, 1 . Longest winning streak: 0 . Longest losing streak: 0 .										

DORRELL / COACHING EXPERIENCE

1988	UCLA	Graduate Assistant (offense)	2000-02	Denver (NFL)	Receivers
1989	Central Florida	Receivers	2003-07	UCLA	Head Coach
1990-91	Northern Arizona	Offensive Coordinator/Receivers	2008-10	Miami (NFL)	Receivers
1992-93	Colorado	Receivers	2011	Miami (NFL)	Quarterbacks
1994	Arizona State	Passing Game Coordinator/Receivers	2012-13	Houston (NFL)	Quarterbacks
1995-97	Colorado	Offensive Coordinator/Receivers	2014	Vanderbilt	Offensive Coordinator/Quarterbacks
1998	Colorado	Offensive Coordinator/Quarterbacks/Receivers	2015-18	New York Jets (NFL)	Receivers
1999	Washington	Offensive Coordinator/Receivers	2019	Miami (NFL)	Receivers (promoted to Asst. Head Coach for 2020)

- ◆ Dorrell, 58, has coached in a total of **451** football games in his career (**85** as a collegiate head coach, **106** as a Division I assistant for **191** total in NCAA Division I/FBS; **22** as an I-AA/FCS assistant and **10** in Division II); plus **228** as an assistant in the NFL (224 regular season, four playoff). He has coached in nine bowl games (1993 Fiesta, 1993 Aloha, 1996 Cotton, 1999 Holiday, 2003 Silicon Valley, 2004 Las Vegas, 2005 Sun, 2006 Emerald, 2020 Alamo).
- ◆ The **2020 Pac-12 Coach of the Year**, he was previously the co-coach of the year in 2005 when he was in his third year at UCLA (with USC's Pete Carroll).
- ◆ The **2020 FWAA "First Year Coach of the Year"** as the writer's recognize the most successful coach in their first year at a new program.
- ◆ In his two previous stints at Colorado, the Buffaloes were 50-19-2 (17-5-2 under Bill McCartney, 1992-93; 33-14 under Rick Neuheisel, 1995-98).
- ◆ He is the third African-American head football coach at Colorado, as **Jon Embree** headed the program in 2011-12 and Mel Tucker (2019).
- ◆ How much did Dorrell and his family love Colorado? They had a house built here in nearby Lafayette as he decided that when his coaching days were over, they wanted to retire to the state. Thus, this is definitely his dream job and he was actually headed to town for a few days prior to planning to attend the 2020 NFL Combine when he got the call from athletic director **Rick George** about interviewing for the vacant head coaching position.
- ◆ In his first two stints at Colorado, he coached three All-Americans (**Michael Westbrook** in 1992, **Charles Johnson** in 1993, **Rae Carruth** in 1996), ___ All-Conference (Big 8 or Big 12) performers on various levels (receivers Westbrook, Johnson, Carruth, **Phil Savoy** all first-team, along with **Darrin Chiaverini**, **Javon Green** and **James Kidd** and quarterback Mike Moschetti). Johnson, Westbrook and Carruth were all first round NFL draft picks.
- ◆ Dorrell was not the first to be hired as the head coach at Colorado who previously was an assistant coach at the school; in fact, he is the fifth. He joins an impressive list of those who spent time in Boulder as an assistant before being named head coach: **Frank Potts** (assistant for the 1927-39, 1941-43 and 1946-47 seasons), **Rick Neuheisel** (1994), **Gary Barnett** (1984-91) and **Jon Embree** (1993-2002). Dorrell joined the Buffs the season after Barnett was named head coach at Northwestern, and Neuheisel actually had replaced Dorrell on the Colorado staff under **Bill McCartney**.
- ◆ Dorrell was the third CU coach to take over the program after signing day: **Chuck Fairbanks** arrived in Boulder on April 4, 1979 after a lengthy court battle with the New England Patriots to release him from their contract, and McCartney was hired on June 9, 1982 after Fairbanks left to coach New Jersey in the fledgling United States Football League (USFL).
- ◆ Dorrell was the seventh Colorado head coach to have their debut at the reins of the program televised nationally (ESPN2), as he joined **Chuck Fairbanks** (ESPN; 1979 vs. Oregon), **Rick Neuheisel** (ABC; 1995 at Wisconsin), **Gary Barnett** (FOX; 1999, Colorado State in Denver), **Jon Embree** (ESPN2; 2011 at Hawai'i), **Mike MacIntyre** (CBS-SN; 2013, Colorado State in Denver) and **Mel Tucker** (ESPN; 2019, Colorado State in Denver).
- ◆ A 1986 graduate of UCLA, earning his bachelor's degree in Psychology, also earning a minor in Business Administration. A member of **Terry Donahue's** seventh recruiting class at UCLA, he lettered four years at wide receiver for the Bruins (and actually played a game against CU in Boulder in 1982; he caught one pass for 23 yards from **Rick Neuheisel**). He played his entire Bruin career for Donahue, who would coach UCLA for 20 seasons (1976-95).
- ◆ **CONTRACT.** Dorrell was officially named CU's 27th full-time head coach on Feb. 23, 2020, and signed a 5-year contract worth \$18 million overall (\$500,000 base; \$1.2 million radio/TV income & public appearances; \$1.2 million with promotions and fundraising income), plus various annual incentives that add to \$300,000. The radio/TV income and promotion/fundraising components will increase annually by \$100,000; thus \$3.2 million for the first year, \$3.4 for the second, etc., not including additional income from any of several incentive components. The contract runs through Dec. 31, 2024.
- ◆ **Dorrell** is not a voter for the 2022 *USA Today*/ESPN Coaches poll; coaches are selected by a random draw (he did vote in 2021).
- ◆ For an in-depth, personal look at **Dorrell**, CU's sports video staff did this excellent piece: <https://youtu.be/WvhExTPB6uA>.

**HEAD COACH KARL DORRELL** continued**Karl Dorrell Year-By-Year Coaching Record**

Season	School	Overall					Conference					Finish/Conf.
		W	L	Pct.	Pts	Opp	W	L	Pct.	Pts	Opp	
2003	UCLA.....	6	7	.462	248	305	4	4	.500	175	200	t-5th / Pacific 10
2004	UCLA.....	6	6	.500	361	309	4	4	.500	252	227	t-5th / Pacific 10
2005	UCLA.....	10	2	.833	469	410	6	2	.750	271	306	3rd / Pacific 10
2006	UCLA.....	7	6	.417	299	259	5	4	.556	198	169	4th / Pacific 10
2007	UCLA.....	6	6	.417	275	273	5	4	.556	236	192	t-4th / Pacific 10
2020	Colorado	4	2	.667	171	190	3	1	.750	128	125	2nd / Pac-12 South
2021	Colorado	4	8	.333	225	320	3	6	.333	183	273	t-4th / Pac-12 South
2022	Colorado	0	5	.000	67	216	0	2	.000	37	88
Career Totals		43	42	.506	2115	2282	30	27	.526	1480	1580	
As a GA at UCLA (Pacific 10; 1 season, 1988) 10- 2 1 bowl (1-0) As an assistant with Denver (NFL, 3 seasons, 2000-02)..... 28-20 (0-1 playoffs)												
As an assistant at Central Florida (Ind.; 1 season, 1989) 7- 3 As head coach at UCLA (Pacific 10, 5 seasons, 2003-07) 35-27 4 bowl (1-3)												
As an assistant at Northern Arizona (Big Sky; 2 seasons, 1990-91 8-14 As an assistant at Miami (NFL, 4 seasons, 2008-11)..... 31-33 (0-1 playoffs)												
As an assistant at Colorado (Big 8; 2 seasons, 1992-93) 17-5-1 2 bowl (1-1) As an assistant at Houston (NFL, 2 seasons, 2012-13)..... 14-18 (1-1 playoffs)												
As an assistant with Arizona State (Pacific 10; 1 season, 1994) 3- 8 As an assistant at Vanderbilt (SEC, 1 season, 2014)..... 3- 9												
As an assistant with Colorado (Big 8/12; 4 seasons, 1995-98) 33-14 3 bowl (3-0) As an assistant at N.Y. Jets (NFL, 4 seasons, 2015-18) 24-40												
As an assistant at Washington (Pacific 10; 1 season, 1999) 7- 5 1 bowl (0-1) As an assistant at Miami (NFL, 1 season, 2019)..... 5-11												

COLORADO SUPERLATIVES UNDER KARL DORRELL

The home (listed first) and road/neutral bests in the Karl Dorrell Era at Colorado (2020-present; *—denotes school record):

MOST FIRST DOWNS		MOST TOTAL OFFENSE		FEWEST FIRST DOWNS ALLOWED		LEAST TOTAL OFFENSE ALLOWED	
26 UCLA	Nov. 7, 2020	525 UCLA	Nov. 7, 2020	10 San Diego State	Nov. 28, 2020	155 San Diego State	Nov. 28, 2020
22 at Stanford	Nov. 14, 2020	499 at Arizona	Dec. 54, 2020	14 Texas A&M	Sept. 11, 2021	288 Texas A&M	Sept. 11, 2021
MOST RUSHING YARDS		MOST POINTS		FEWEST RUSHING YARDS ALLOWED		FEWEST POINTS ALLOWED	
281 Northern Colorado	Sept. 3, 2021	48 UCLA	Nov. 7, 2020	20 Northern Colorado	Sept. 3, 2021	0 Arizona	Oct. 16, 2021
407 at Arizona	Dec. 54, 2020	35 at Stanford	Nov. 14, 2020	70 at Stanford	Nov. 14, 2020	10 Texas A&M	Sept. 11, 2021
MOST PASSING YARDS		MOST TIME OF POSSESSION		FEWEST PASSING YARDS ALLOWED		MOST TURNOVERS FORCED	
267 Utah	Dec. 12, 2020	39:31 UCLA	Nov. 7, 2020	76 San Diego State	Nov. 28, 2020	4 twice (UCLA '20, Washington '21)	
255 at Stanford	Nov. 14, 2020	32:45 UCLA	Nov. 13, 2021	8 at Air Force	Sept. 10, 2022	3 at Air Force	Sept. 10, 2022
MOST OFFENSIVE PLAYS		LONGEST SCORING DRIVE (TD; Yards)		FEWEST OFFENSIVE PLAYS ALLOWED			
92 UCLA	Nov. 7, 2020	90 on 3 occasions (last: vs. Wash., '21)		53 TCU	Sept. 2, 2022		
79 Texas (Alamo)	Dec. 29, 2020	95 at Arizona	Dec. 5, 2020	59 Arizona State	Sept. 25, 2021		

KARL DORRELL VERSUS THE NATION

School	W	L	Pts	Opp	School	W	L	Pts	Opp	School	W	L	Pts	Opp
Air Force	0	1	10	41	Northwestern	1	0	50	38	Texas	0	1	23	55
Arizona	5	3	207	187	Notre Dame	0	2	23	40	Texas A&M	0	1	7	10
Arizona State	3	3	164	167	Oklahoma	1	1	65	83	UCLA	1	2	85	131
Brigham Young	1	0	27	17	Oklahoma State	0	1	20	31	Utah	1	3	71	120
California	3	3	155	190	Oregon	2	3	112	139	Washington	5	1	187	141
Colorado	0	1	14	16	Oregon State	4	0	153	83	Washington State	1	4	108	167
Florida State	0	1	27	44	Rice	2	0	89	37	Wyoming	0	1	21	24
Fresno State	0	1	9	17	San Diego State	4	0	117	51	Totals	43	42	2115	2282
Illinois	2	0	41	20	Southern Cal	1	5	99	212					
Minnesota	0	2	7	79	Stanford	5	1	176	97					
Northern Colorado	1	0	35	7	TCU	0	1	13	38					

KARL DORRELL / SITUATIONAL AT COLORADO

Category	W	L	Category	W	L	Category	W	L	Category	W	L
Overall	8	15	Scoring 50+ Points	0	0	CU Scoring First	6	4	September	1	7
Home	6	5	Scoring 20+ Points	8	5	CU Leading At Half	7	3	October	1	4
Road	2	8	Scoring <20 Points	0	10	CU Trailing at Half	0	12	November	5	2
Neutral	0	2	Allowing <20 Points	5	1	CU Tied At Half	1	0	December	1	2
Bowl Games	0	1	Shutouts	1	1	CU Leading After 3Q	7	1	January	0	0
Non-Conference	2	6	8-Pt Games Or Closer	4	1	CU Trailing After 3Q	0	14	Tuesday	0	1
Pac-12 Conf. Games	6	9	Ranked Teams (AP)	0	4	CU Tied After 3Q	1	0	Friday	1	2
Home	4	3	Top 5 (0-0 vs. No. 1)	0	1	Overtime	1	0	Saturday	7	12
Road	2	6	Top 10	0	2	1 OT	0	0	Central Time Zone	0	2
Day Games	4	10	Unranked Teams	8	11	2 OT	1	0	Mountain Time Zone	7	10
Night Games	4	5	As A Ranked Team	0	1				Pacific Time Zone	1	3

DORRELL / POINT DIFFERENTIAL AT COLORADO

Margin	1	2	3	4	5	6	7	8	9	10	11	12	13	14	15	16	17	18	19	20	21	22	23	24	25	28	30	31	32	34	42	--	--	--	--	Total
Won	0	0	3	0	0	1	0	0	0	1	1	0	0	0	0	0	0	0	0	0	0	0	0	0	1	0	0	0	1	0	0	0	0	0	—	8
Lost	0	0	1	0	0	0	0	0	0	0	0	0	0	0	0	1	0	1	0	0	0	1	4	1	1	1	1	1	1	0	1	0	0	0	—	15

**2022 COLORADO COACHING STAFF**

Interim Head Coach	Mike Sanford (<i>Boise State '05</i>)
Liaison to HC/ Asst./On-Campus Recruiting	Maileka Slayton (<i>Kennesaw State '17</i>)
Assistant Head Coach / Wide Receivers	Phil McGeoghan (<i>Maine '08</i>)
Offensive Coordinator / Tight Ends	Clay Patterson (<i>SE Oklahoma St. '03</i>)
Offensive Line	Kyle DeVan (<i>Oregon State '08</i>)
Running Backs	Darian Hagan (<i>Colorado '96</i>)
Defensive Coordinator/ Defensive Line	Gerald Chatman (<i>Wis.-Oshkosh '11</i>)
Defensive Passing Game Coord./ Safeties	Brett Maxie (<i>Texas Southern '85</i>)
Cornerbacks	Rod Chance (<i>Rhode Island '05</i>)
Linebackers/ Recruiting Coordinator	Mark Smith (<i>Hardin-Simmons '00</i>)
Linebackers	Jeff Smart (<i>Colorado '09</i>)
Special Teams Coordinator	Chris Reinert (<i>Vanderbilt '09</i>)
Quality Control/Offense	Nick Gilbert (<i>Tiffin '12</i>)
Quality Control/Offense	Brandon Gibson (<i>Washington St. '19</i>)
Quality Control/Defense	Michael Downing (<i>TCU '17</i>)
Offensive Graduate Assistant (QBs)	Nate Dodson (<i>Menlo College '17</i>)
Offensive Graduate Assistant	Kolter Smith (<i>Colorado '21</i>)
Defensive Graduate Assistant	John Gardner (<i>Washington '18</i>)
Defensive Graduate Assistant	Cordale Grundy (<i>UT-San Antonio '19</i>)
Director of Football Operations	Bryan McGinnis (<i>San Jose State '07</i>)
Asst. Director of Operations	Emily Funke (<i>Texas A&M '19</i>)

General Manager	Bob Lopez (<i>Illinois State '77</i>)
Director of Player Development/Alumni Rel.	Lance Carl (<i>Colorado '91</i>)
Director of Player Personnel	Chandler Dorrell (<i>Vanderbilt '17</i>)
Asst. Director of Player Personnel	Andy Wang (<i>Kentucky '17</i>)
Asst. Director of Player Personnel/Scouting	D.J. Bryant (<i>James Madison '12</i>)
Asst. Director, High School Relations	Armond Hawkins (<i>Idaho '17</i>)
Recruiting Asst. (Communications)	Emily Giusti (<i>Ohio State '20</i>)
Recruiting Asst. (Scouting)	Tanner Norton (<i>Oklahoma State '18</i>)
Recruiting Asst. (Scouting)	Brandon Kronethal (<i>Penn State '20</i>)
Director of Football Video	Jamie Guy (<i>Cincinnati '98</i>)
Creative Services Manager	John Snelson (<i>Colorado '11</i>)
Design & Creative Content Assistant	Paul Morissette (<i>Compass College '19</i>)
Senior Art Director	Derek Marckel (<i>Bowling Green '16</i>)
Director of Sports Performance	Shannon Turley (<i>Virginia Tech '00</i>)
Asst. Sports Performance Coach	Darius Reese (<i>San Jose State '14</i>)
Asst. Sports Performance Coach/SS Coord.	Connor Gorny (<i>Ball State '16</i>)
Asst. Sports Performance Coach	Jacob Ricketts (<i>Dubuque '15</i>)
Asst. Sports Performance Coach	Scott Sacuskie (<i>Portland State '03</i>)
Asst. Sports Dietitian (Football)	Colby Wolf (<i>Rhode Island '16</i>)
Character Coach	Brian Cabral (<i>Colorado '89</i>)
Student Assistant Coach	Joshua Jynes (<i>Colorado Aug. '22</i>)

CU COACHES ON GAME DAY

The location for CU coaching staff during games (all except the quality control staff are among those allowed within the NCAA maximum to wear headsets; subject to change game-by-game):

SIDELINE: Interim head coach **Mike Sanford** (on headset); **Phil McGeoghan** (assistant head coach; receivers), **Gerald Chatman** (defensive coordinator/defensive line), **Kyle DeVan** (offensive line), (defensive line), **Rod Chance** (cornerbacks), **Darian Hagan** (running backs), **Mark Smith** (inside linebackers), **Chris Reinert** (special teams coordinator), and grad assistants **Nate Dodson** (offense/quarterbacks) and **Cordale Grundy** (defense) and **Shannon Turley** (strength & conditioning).

COACHES BOOTH: **Clay Patterson** (offensive coordinator/tight ends), **Brett Maxie** (safeties), **Michael Downing** (QC/defense), **Brandon Gibson** (QC/offense), **Nick Gilbert** (QC/offense), **Jeff Smart** (defensive assistant), and graduate assistants **Kolter Smith** (offense) and **John Gardner** (defense).

BUFF ALUMNI IN THE FBS COACHING RANKS: **Brad Bedell** ('99), TE, Auburn; **Kyle Cefalo** ('11), PCG/WR, Utah State; **Darrin Chiaverini** ('98), Off. Analyst, UCLA; **Paul Creighton** ('03), Fresno State, TE; **David Gibbs** ('90), Co-DC/DB, UCF; **Darian Hagan** ('91), RB, Colorado; **Nick Holz** ('06), OC/WR, UNLV; **Anthony Perkins** ('11), CB, Oregon State; **Jeff Smart** ('09), QC/D, Colorado; **Demetrius Sumler** ('09), San Diego State, CB; **Chidera Uzo-Diribe** ('13), DL, Georgia; **Ryan Walters** ('08), DC, Illinois.

IN THE FCS: **Ronnie Bradford** ('92), Montana AHC/CB; **Cha'pelle Brown** ('08), UC Davis, AHC/CB; **Cedric Cormier** ('01), Houston Baptist, I-WR; **Cody Hawkins** ('10), UC Davis, OC/WR; **Jay MacIntyre** ('18), WR, Tennessee-Martin.

IN DIVISION II: **Pete Shinnick** ('88), head coach at West Florida; **John Donahoe** ('03), CSU-Pueblo, WR; **Jack Harris** ('13), West Texas A&M, OL; **Chris Symington** ('87), AHC/OL/RGC at CSU-Pueblo.

IN THE NAIA: **Jason Burianek** ('02), HC, Missouri Baptist.

IN THE NFL (see page with Buffs in the Pros).

200/200 BALANCING ACT

In the 2020 season opening 48-42 win over UCLA, Colorado rushed for **264** yards and passed for **261**, improving to **59-11** dating back to the first time it happened in school history in 1960. The three-yard difference tied for the second most-balanced offensive game in CU history. A closer look at all CU games with 200-plus yards rushing and passing that were within 10 yards of each other (*—Former CU head coach **Karl Dorrell** was involved in three of the top four and four of the eight games; (Dorrell was an assistant coach at CU in 1993, was the offensive coordinator in 1997):

Date	Opponent	Rush	Pass	Total	Diff.	Result
Nov. 11, 1961	UTAH	210	208	408	2	L 12-21
Sept. 18, 1993	*at Stanford	274	277	551	3	L 37-41
Oct. 25, 1997	*at Texas	208	211	419	3	W 47-30
Nov. 7, 2020	*UCLA	264	261	525	3	W 48-42

Date	Opponent	Rush	Pass	Total	Diff.	Result
Sept. 10, 2005	NEW MEXICO STATE	238	233	471	5	W 39-0
Oct. 7, 1967	IOWA STATE	217	223	440	6	W 34-0
Nov. 10, 2001	at Iowa State	255	247	502	8	W 40-27
Sept. 4, 1993	*TEXAS	270	260	530	10	W 36-14

HIGH SCORING FROM THE GET-GO

The **90** points scored by CU and UCLA in 2020 marked the highest scoring season opener in CU history, eclipsing the 83 points in 2019 (CU's 52-31 win over Colorado State in Denver). But it was also a conference opener, and it rose to the second highest scoring league lid-lifter in Buff annals (trailing the infamous Oct. 4, 1980 clash between CU and Oklahoma at Folsom Field. A look at the top five in each (home team in CAPS):

HIGHEST SCORING SEASON OPENERS / CU History

90	2020	COLORADO 48, UCLA 42
83	2019	Colorado 52, Colorado State 31 (Denver)
77	2003	Colorado 42, Colorado State 35 (Denver)
72	1981	COLORADO 45, Texas Tech 27
68	2013	Colorado 41, Colorado State 27 (Denver)

HIGHEST SCORING CONFERENCE OPENERS / CU History

124	1980	Oklahoma 82, COLORADO 42	Big 8
90	2020	COLORADO 48, UCLA 42	PAC-12
79	1983	Missouri 59, COLORADO 20	Big 8
79	2016	Colorado 41, OREGON 38 (Denver)	PAC-12
72	2003	BAYLOR 42, Colorado 30	Big 12

**HISTORICALLY**

Colorado is in its second century of intercollegiate football, as the Buffaloes have completed their 132nd season of competition having played **1,286** games with an all-time record of **719-531-36**. CU currently stands 27th on the all-time win list and is 40th in all-time winning percentage (.573; the Buffs are 36th for those schools with 900 or more games played in Division I-A). Only 12 Division I schools have played more seasons of intercollegiate football than Colorado; Washington is the only Pac-12 school that matches CU's total of 133 (Cal is the only one who has played more games – 1,294), with only USC (862) and Washington (756) having won more games (CU is sixth in the league in winning percentage).

➔ In Boulder, the Buffs are **413-205-16** (.664) all-time and **325-183-10** (.638) in their 99th season on the “hilltop” (Folsom Field).

OVERTIME

Colorado is **9-9** all-time in overtime games (**6-6** at home), with seven losses by three points; the Buffs became the 84th team in FBS/I-A to play an overtime game when it played its first extra session affair against Missouri in 1999. Here's a chart summarizing the Buffs in overtime (*—denotes in Denver):

Date	Opponent	Score	Regulation	Coin Toss	Choice	-----Total Yards-----		Notes
						Offense	Defense	
Oct. 9, 1999	MISSOURI	W 46-39	39-39	Missouri	Defense	25	13	Ends with Ben Kelly INT
Nov. 26, 1999	NEBRASKA	L 30-33	27-27	Nebraska	Defense	9	25	CU trailed 27-3 early in 4th
Nov. 9, 2002	at Missouri	W 42-35	35-35	Missouri	Defense	25	18	Ends with Kory Mossoni FR
Dec. 28, 2002	Wisconsin	L 28-31	28-28	Wisconsin	Defense	-2	5	Alamo Bowl
Oct. 11, 2003	KANSAS	W 50-47	44-44	Colorado	Defense	25	7	Brian Calhoun 3-25, TD rushing in OT
Oct. 23, 2004	at Texas A & M	L 26-29	26-26	Colorado	Defense	14	33	First CU turnover in an OT ends it
Oct. 7, 2006	BAYLOR	L 31-34 (3 OT)	17-17	Colorado	Defense	42	72	Ends in 3OT on Baylor INT
Sept. 1, 2007	*Colorado State	W 31-28	28-28	Colorado	Defense	7	16	Kevin Eberhart kicks GWFG (35) after Terrance Wheatley INT
Sept. 18, 2008	WEST VIRGINIA	W 17-14	14-14	Colorado	Defense	18	19	Aric Goodman kicks GWFG (32) after WVU FG miss
Sept. 10, 2011	CALIFORNIA	L 33-36	30-30	California	Defense	20	45	CU drives to CA4 but drive stalled
Sept. 27, 2014	at California	L 56-59 (2 OT)	49-49	Colorado	Defense	46	34	CU drives to CA1 but failed on 4th down
Oct. 25, 2014	UCLA	L 37-40 (2 OT)	31-31	Colorado	Defense	13	40	CU rallied from 31-14 down in 4th; two OT FGs
Sept. 19, 2015	*Colorado State	W 27-24	24-24	Colorado	Defense	10	2	Diego Gonzalez kicks GWFG (32) after Tedric Thompson FG block
Oct. 27, 2018	OREGON STATE	L 34-41	34-34	Colorado	Defense	18	30	CU drives to OS7, but four straight plays gain zero yards
Sept. 7, 2019	NEBRASKA	W 34-31	31-31	Nebraska	Defense	13	-6	James Stefanou kicks GWFG (34), NU misses from 48
Sept. 14, 2019	AIR FORCE	L 23-30	23-23	Colorado	Defense	9	25	AFA scores on one play; CU stopped on downs at AFA 16
Nov. 6, 2021	OREGON STATE	W 37-34 (2 OT)	27-27	Oregon State	Defense	31	45	Becker kicks GWFG (43) after OSU FG miss (38)
Oct. 15, 2022	CALIFORNIA	W 20-13	13-13	California	Defense	25	4	Shrout 22 pass to Lemonious Craig; Cal throws incomplete on 4th

COMEBACK BUFFS

Over the last 14 seasons, CU has rallied to win from 10 or more points down 14 times. Three of the rallies have come from 17 down: this season, CU spotted Arizona a 13-0 lead, but **TB Jarek Broussard's** school record 155 yards in the second quarter helped the Buffs take the halftime lead and never look back. In 2019 against Nebraska, the turning point a 96-yard flea-flicker from **QB Steven Montez** to **WR K.D. Nixon** that pulled CU to within three; in 2012, Washington State led, 31-14, early in the fourth quarter, but CU scored three straight TDs to close the game, capped by **QB Jordan Webb** scoring on fourth down from four yards out with 0:09 remaining; **PK Will Oliver** added the game winning PAT. In 2007, the Buffs got the best of No. 3 Oklahoma when **PK Kevin Eberhart** capped a run of 20 straight points with a 45-yard field goal for a 27-24 win. Nine have taken place in Boulder, one in Denver, and three on the road (the WSU comeback was the largest fourth quarter comeback on the road CU has ever had).

COLORADO COMEBACKS

Trailing By	Time, Qtr.	Final	Opponent (Date)
13 (0-13)	4:06, 2Q	24-13	at Arizona (Dec. 5, 2020)
17 (0-17)	4:06, 3Q	34-31	OT; NEBRASKA (Sept. 7, 2019)
14 (0-14)	2:44, 1Q	27-24	OT; Colorado State (Sept. 19, 2015)
11 (20-31)	12:24, 3Q	41-38	at Massachusetts (Sept. 6, 2014)
17 (14-31)	8:07, 4Q	35-34	at Washington State (Sept. 22, 2012)
11 (3-14)	3:47, 1Q	44-36	KANSAS STATE (Nov. 20, 2010)
10 (14-24)	10:40, 3Q	29-27	GEORGIA (Oct. 2, 2010)
10 (0-10)	0:00, 2Q	31-13	HAWAII (Sept. 18, 2010)
10 (21-31)	11:01, 4Q	35-34	TEXAS A&M (Nov. 7, 2009)
11 (13-24)	9:14, 4Q	28-24	IOWA STATE (Nov. 8, 2008)
14 (7-21)	7:29, 2Q	31-24	EASTERN WASHINGTON (Sept. 6, 2008)
11 (24-35)	0:23, 2Q	65-51	NEBRASKA (Nov. 23, 2007)
17 (7-24)	12:23, 3Q	27-24	OKLAHOMA (Sept. 29, 2007)
11 (17-28)	10:05, 3Q	31-28	OT; Colorado State (Sept. 1, 2007)

COLORADO NEAR THE TOP IN ALL-TIME 2,000-YARD / 1,000-YARD CAREER RUNNERS

Colorado is tied for 12th in players who have gained 2,000 or more career rushing yards, as 19 Buffaloes through the years have reached that milestone. **TB Phillip Lindsay** was the last to do it, as he finished his career in 2017 with 3,707 yards (second all-time at the school). Colorado is also in the top 10 (sixth) in all-time 1,000-yard rushers with **56** (Oklahoma tops that list with 77, followed by Ohio State 69, Nebraska 65, USC 61, Alabama 60, Colorado 56, Army 53, Texas 51, West Virginia 50, LSU 48). The all-time leaders in players who have reached the career 2K plateau:

Oklahoma	32	Alabama	20	Texas	19	Boston College	17	South Carolina	16	Western Michigan	15
Nebraska	30	Clemson	20	Virginia	19	East Carolina	17	Tennessee	16	San Diego State	14
Georgia Southern	28	Michigan	20	Virginia Tech	19	Illinois	17	Florida State	15	Utah	14
Ohio State	27	Texas A & M	20	Arkansas	18	Wisconsin	17	Houston	15		
Oklahoma State	25	Colorado	19	Colorado State	18	Georgia	16	Iowa	15		
Syracuse	22	Northern Illinois	19	Florida	18	LSU	16	Tulsa	15		
Southern California	20	Penn State	19	Auburn	17	Michigan State	16	West Virginia	15		

In 1989, Colorado had four players on the roster at the same time with at least 1,000 career yards: **TB Eric Bieniemy**, **TB J.J. Flannigan**, **QB Darian Hagan** and **FB Erich Kissick**. Only two other times did the Buffs have three players that had hit that plateau on the same team, in 1993: **FB James Hill**, **TB Rashaan Salaam** and **TB Lamont Warren** and in 2015: **Christian Powell**, **Michael Adkins** and **Phillip Lindsay**.

Historical Note. Colorado was 1-yard away from another 2,000-yard rusher: the late **Carroll Hardy** ('54) ended his career with 1,999 yards. CU's SID at the time, **Fred Casotti**, never forgave himself, especially since his final game came against Kansas State, when he had 10 carries for 238 yards. In that 38-14 win, the Buffs rushed 36 times for 493 yards, or 13.7 yards per; he no doubt could have picked up that extra yard. Hardy went on to play pro football and baseball, and his claim to fame was becoming the only player to pinch-hit for **Ted Williams** (he also pinch-hit for **Roger Maris** and **Carl Yastrzemski**).



SCORING STREAKS

The Buffs scored in a school record **242** consecutive games until Missouri ended the streak on October 25, 2008; it was first shutout loss since November 12, 1988 to Nebraska in Lincoln (7-0). The Buffs had scored in **94** consecutive road games (123 including neutral sites) as well as in 153 straight league games, all 103 in Big 12 play, including the four title games, and their final 50 in Big Eight competition, dating back to the '88 shutout at Nebraska. CU had scored in **150** straight games at home until Stanford shut out the Buffs, 48-0 on Nov. 3, 2012; the previous last shutout was a 28-0 loss to Oklahoma on Nov. 15, 1986.

Current streaks:

- CU has scored in **17** straight games overall, as the 30-0 loss to Minnesota in 2021 snapped a **36**-game scoring streak).
- CU had scored in **170** straight games against non-conference opponents (1979-2021, until Minnesota won 30-0 in Boulder on Sept. 18, 2021).
- The home shutout losses to Minnesota ('21), Stanford ('12), Oklahoma in '86 and LSU in '79 are the only four times CU has not scored at Folsom Field over the course of the last **343** games (all the way back to 1963).
- CU has been shutout just five times in the last **406** games overall (by Missouri in 2008 and 2010, Stanford in 2012, Washington State in 2017 and Minnesota in 2021).
- CU has been shutout just 12 times in its last **639** games (dating to October 5, 1968), but only seven different schools have administered them: Oklahoma (three times), Missouri (twice), Nebraska (twice), Louisiana State, Michigan, Minnesota and Stanford.

THE BUFFS IN NFL STADIUMS

The Buffaloes have played **26** games to date in seven current NFL venues, owning a record of **16-10** (12-5 in Denver, 1-0 in Foxborough, 1-0 in San Diego, 1-0 in Seattle, 1-2 in Houston, 0-1 in Jacksonville, 0-1 in Kansas City and 0-1 in Santa Clara). All-time, the Buffs are **21-22-1** playing games in stadiums that simultaneously hosted NFL teams (13-7 in Denver, 1-0 in Foxborough, 1-0 in Irving, 1-0 in San Diego, 1-0 in Seattle, 2-3 in Houston, 1-2 in Miami 1-2 in Tempe, 0-2-1 in Anaheim, 0-1 in Jacksonville, 0-1 in Kansas City, 0-1 in Santa Clara and 0-3 in Los Angeles).

SAFELY AHEAD

The Buffs have been a virtual lock to win once they have a lead of two or more scores (nine-plus points) over the past 46 seasons. Since the 1976 opener, CU has protected a two-score lead **254** of **292** times, losing 35 and tying three when it blew the lead. Included in those 35 are four leads that were lost of 20-plus points:

Date	Opponent	CU Lead (when)	Result
10/27/18	OREGON STATE	28 (31-3, 3rd Quarter)	L, 34-41 OT
11/06/10	at Kansas	28 (45-17; 4th Quarter)	L, 45-52
11/10/07	at Iowa State	21 (21- 0; 3rd Quarter)	L, 28-31
10/10/79	OKLAHOMA STATE	20 (20- 0; 4th Quarter)	L, 20-21

(CU has lost a 14-point lead on nine occasions in this time frame).

Colorado has lost only 36 games (and was tied twice) dating back to 1980 when leading by *any* margin at any point in the fourth quarter or overtime. The most recent loss was in 2019 (Oct. 25), a 35-31 setback to USC after entering the final stanza with a 31-28 advantage. The ties came against Tennessee in 1990 (31-31, after leading 31-17) and Kansas State in 1993 (16-16 after taking a late 16-13 lead).

- Colorado has won **139** of its last **166** games in which it at any point has held a two-score lead. A 2003 loss to Baylor snapped a 26-game winning streak in such situations on the road, and an overall streak of 49 consecutive wins from 1993 to 1999 was snapped by CSU in 2000. In this same span, **Colorado has rallied to win 43 games and tie two others dating back to 1981 after once trailing at some point in the fourth quarter.** The most recent was the California game in 2022 (down 10-7 early in the fourth before rallying to win in overtime, 20-13). The largest rally in recent years came in 2019 against Nebraska: the Cornhuskers led 17-0 late in the third period when the Buffaloes started taking over the game. Two of the biggest ones occurred in 2007: CU rallied from 28-17 down in the third and 28-25 in the fourth to defeat CSU 31-28 in OT) and Oklahoma (down 24-7 late in the third, eventually tying the fourth largest comeback in school history in winning 27-24).

INJURIES UP IN 2021; DOWN THUS FAR IN 2022

Injuries were kept to a minimum over the 2016 and 2017 seasons after a flurry in 2015, as that season 10 positions had a starter miss at least one game due to injury. But in 2018, it was a different story as injuries hit **11** different starting positions (including punter and placekicker) that lost their starter for multiple games. In 2019, the count of full games missed was down again (though an abnormal number of partial games was the case). Below are the worst regular seasons for injuries/illness for the CU program over the last **35** years (KEY: GL—Games lost to injury; GL/2—Games lost by 2-deep scrimmage players; MG—"Man games" as defined by as the total number of games if all players NOT ticketed to redshirt played every game; Pct. Lost – percentage of man games lost, knowing that in actuality, the number is higher as third-team players and reserves don't see that much action; 2/MG—2-deep man games, or starting 24 positions (including kickers and punters plus backups):

Season	G	GL	MG	Pct. Lost	GL/2	2/MG	Pct. Lost	Season	G	GL	MG	Pct. Lost	GL/2	2/MG	Pct. Lost
2021	12	166	1080	15.4	133	576	23.1	2012	12	108	984	11.0	71	576	12.3
2008	12	121	1,008	12.0	110	576	19.1	2018	12	96	1,056	9.1	70	576	12.2
2011	13	141	1,066	12.8	115	624	18.4	2016	14	129	1,224	10.6	75	672	11.2
1998	11	101	864	11.7	89	528	16.9	2003	12	74	876	8.4	58	576	10.1
2000	11	101	880	11.5	82	528	15.5	1997	11	51	770	6.6	41	528	7.8
2010	12	103	924	11.1	88	576	15.3	2019	12	55	1,080	5.1	40	576	6.9
2015	13	120	1,053	11.4	93	624	14.9	2017	12	61	960	6.4	39	576	6.8
2020	5	64	400	16.0	32	220	14.5								
2002	13	139	1,118	12.4	80	624	12.8	2022	7	52	490	10.6	29	308	9.4

Dating back to 1987, CU has lost over five percent of its "man game" count due to injury 16 times (1995-97-98-2000-02-03-08-10-11-12-13-15-16-17-18-19).

FOLSOM FIELD CAPACITY SNAPSHOT

Folsom Field's official capacity had been 53,613, expanded last in 2003 when 1,903 club seats and 41 suites were added in the east side stadium expansion; however, with CU's \$156 million Athletics Complex Expansion nearing completion and the northeast corner of the stadium and the north stands now redesigned, the new capacity now stands at **50,183**. Folsom is tied for the 18th oldest venue among the 128 NCAA Division I-A/FBS stadiums. It is the fourth oldest stadium in the Pac-12 Conference, as only Husky Stadium (Washington, 1920), Rose Bowl Stadium (UCLA, 1922) and Los Angeles Memorial Coliseum (USC, 1923) are older.



BUFFS AGAINST THE BEST

Here's a look at how CU has fared all-time against nationally ranked teams (*Associated Press* poll):

Games	All-Time Record	1989-2022 Record	Karl Dorrell Record	Coach With The Most Wins
versus Top 5.....	12-55-1	8-23-0	0-1	5 / Bill McCartney
versus Top 10.....	25-98-3	14-44-2	0-1	8 / Eddie Crowder & Bill McCartney
versus Top 15.....	37-127-3	20-60-2	0-1	10 / Bill McCartney
versus Top 25.....	73-175-3	47-93-3	0-3	20 / Bill McCartney

"OUTSIDE THE NINE DOTS"

- ❑ Colorado is **92-56** against teams with three or more losses dating back to the 1985 season;
- ❑ Colorado is **90-53-1** in its last **144** games against schools that include the word "State" (dating to 1986);
- ❑ Colorado is **570-298-25** all-time in games played in the Mountain Time Zone (Colorado, Arizona, Montana, New Mexico, Utah, Wyoming)

18 TO THE HOUSE ON THE FIRST TRY WHEN IT COMES TO THEFTS & SCORES

CU players have a penchant to return their first career interceptions for touchdowns, as since 1992, **18** Buffaloes have scored after stealing their first college pass. Junior **CB Dante Wigley** is the most recent to accomplish it, racing 27 yards with his first pick for a touchdown versus Oregon State on Oct. 27. **S Nick Fisher** did it in grand style on Oct. 28, 2017: he picked off a pass in the end zone against Cal, his momentum taking him back nine yards deep, and then he raced 109 yards for the score (100 officially by the NCAA). Previous to that, **ILB Rick Gamboa** returned a deflected pass 20 yards for a score against OSU in 2016, and **ILB Kenneth Olugbode** had the one before that, racing 60 yards for a score in a 27-24 overtime win over Colorado State in 2015. That was the first in eight years, going back to 2007, when redshirt frosh **CB Jimmy Smith** had a 31-yard return that cut Nebraska's lead to 35-31 early in the second half and was the impetus to a 65-51 comeback win. Prior to that was another spectacular one: **ILB Marcus Burton** returned a pick 99 yards at Oklahoma State in 2005, preserving CU's shutout in the waning seconds of the game. Three did it in 2004: **OLB Brian Iwuh** did it off the bat when he made his first career pick and returned it 37 yards for what proved to be the winning touchdown against Colorado State in the season opener; a week later, **Joe Sanders**, plucked off a ball against Washington State and raced 51 yards for six, snapping a 3-3 deadlock in the process; then versus Texas, **CB Terrence Wheatley** plucked one off and ran 37 yards for six with his first theft. Two did it in 2001: **S Medford Moorer** picked off his first career pass and returned it 64 yards for a touchdown against Texas in the Big 12 Championship game, while **CB Donald Strickland** returned his first career pick 31 yards for a touchdown just one minute into the CSU game. Frosh redshirt **CB Phil Jackson** did it in 2000, as he returned his first career INT 28 yards for a TD against Washington. **SS Rashidi Barnes** had his first one in CU's win over CSU in 1997, returning it 26 yards for a score, rallying the Buffs into a 14-14 tie early in the second half. Barnes was the fourth Buff in a 14-game span to return a first career pick for a TD—**Marcus Washington** had a 95-yard theft for a score in the '96 Cotton Bowl against Oregon; **Vili Maumau** had a 33-yard interception for six (and a Hula dance) at Colorado State in 1996; and **Nick Ziegler** stole one for a 31-yard score against Washington in the '96 Holiday Bowl. In 1992, **Dwayne Davis** returned one 31 yards for a TD in a 21-20 win at Minnesota to start this amazing run.

- Three did it with their first **punt returns**: **Ben Kelly** (vs. Utah State in 1998), **Jeremy Bloom** (vs CSU in 2002) and **Laviska Shenault** (2017 vs. Texas State).
- And one did so with his first **kickoff return**: **Nikko Reed** raced 100 yards (actually 103) at Utah in the 2021 season finale.

BUFFALO DINOSAURS

CU's longtime radio voice, **Larry Zimmer**, wrapped up his career following the 2015 season, calling **486** CU games; a string of **251** in a row came to an end after he was hospitalized in October 2014 (and missed the final six games that year). He only missed 17 games overall; prior to the six due to illness, he had missed three bowls (two due to contracts forbidding teams to originate broadcasts), three regular season games due to travel conflicts and five road games in his final season; his 400th at CU was also the 1,000 of his professional career. In 2009, Zim was honored as the 15th recipient of the Chris Schenkel Award, which recognizes those who have enjoyed a long and distinguished career broadcasting college football at a single institution (he called a total of **570** college games, including 50 for Michigan and 34 for CSU).

OTHER DINOSAURS: **Darian Hagan** has been a part of **295** Colorado games (149 in two stints as an assistant coach, 62 as a football staff member, 35 as the Alumni C-Club director and 49 as a player); **Gary Barnett**, now the radio analyst with KOA, has worked **270** (106 as an assistant coach, 87 as head coach and 74 on the radio); **Mark Johnson**, who succeeded Zimmer as the voice of the Buffaloes, has called **224** games. **SID Dave Plati** has worked **487** in person (**506** overall; a streak of **410** dating from the '83 finale came to an end in the sixth game of 2017; streaks of **265** straight home games and **288** in the state of Colorado are intact). Assistant AD/Sports Info Curtis Snyder has also topped the 200 plateau (**210** and counting). The late **Fred Casotti**, the school's longtime SID/associate AD from 1952-87, witnessed **477** CU football games (including **268** in a row at Folsom) prior to his passing in 2001. **Jon Burianek**, who retired as senior associate AD in June 2006 and then briefly rejoined the department on a contract basis in 2013, worked **444** CU football games, including a run of **415** in a row (229 of which were at home). The record by a coach is held by **Brian Cabral**, who, including his playing days (46 games), was a part of **340** (the last **294** consecutive); former facilities man **John Krueger** worked **325** (1980s to 2012). CU's "Super Twins," **Betty Hoover** and **Peggy Coppom**, who have been to all but handful of CU's home games — since 1940 and every single one — **358** — from 1958 through 2019 (we lost Betty in the summer of 2020; Peggy is 97). And the late **F.M. "Dutch" Westerberg** is the all-timer; he saw *every* CU home game (**394** of 'em) from 1921 until 1999, when he passed away at the age of 94.

STAT CREW: **Jack Landon** (son of one-time presidential candidate Alf Landon) completed his 47th year as a member of the CU football stat crew in 2019; he joined the basketball crew in 1971 and then football two years later. The 10th longest person to serve on a stat crew nationally, he decided to retire ahead of the 2021 season.

NFL SCOUT WATCH

Colorado has 16 players in their final year of eligibility on its 2022 roster, and as history has indicated, they will receive plenty of looks from scouts all around the National Football League; scouts/player personnel types pass through Boulder every season for games and/or practices; over three fourths of the league does so on an annual basis. A record 18 scouts from 13 teams were at CU's season opener against TCU, the most ever for a Buff opener. So far in 2022, **20** teams have scouted CU in person on game day: Arizona, Atlanta, Buffalo, Carolina, Chicago, Cleveland, Dallas, Denver, Detroit, Green Bay, Indianapolis, Jacksonville, L.A. Chargers, Minnesota, N.Y. Giants, N.Y. Jets, Philadelphia, Pittsburgh, San Francisco and Tampa Bay. Since the 2000 season, **1,140** NFL scouts have attended Colorado games (home, road and neutral sites). At the 2016 UCLA game in Boulder, the record for a CU game occurred: **31** scouts from 20 teams were in attendance for the game (next most: 20 for USC in 2017).



PLAYING ON SUNDAY: IN-THE-PROS

There are **13** former Colorado Buffaloes on the current 2022 National Football League rosters (as of October 16); 17 started out in camps, 20 were on final rosters in 2021). Colorado has had **270** players all-time go on to make an active NFL roster and **276** all-time draft picks, which ranks as the fourth most among Pac-12 programs and 23rd overall. CU had continually been one of the top 20 producers for the last quarter century of NFL talent and at one time in the late 1970's had the most active players (**47**) of any school in the nation. The last time Colorado was in the top 10 in players produced was in 2002 (10th, 29). The active list (KEY: **Exp.**—denotes number of years in the league including 2022; **I**—on injured reserve/physically unable to perform; **P**—practice squad):



Player	Pos.	Team	Exp.
Chidobe Awuzie	CB	Cincinnati Bengals	6
David Bakhtiari	OT	Green Bay Packers	10
Mason Crosby	PK	Green Bay Packers	16
P -Arlington Hambricht	OT	Indianapolis Colts	3
Nate Landman	LB	Atlanta Falcons	R
Phillip Lindsay	RB	Indianapolis Colts	5
Isaiah Oliver	CB	Atlanta Falcons	5
Laviska Shenault	WR	Carolina Panthers	3
Will Sherman	OT	Denver Broncos	1
P -Davion Taylor	OLB	Philadelphia Eagles	3
Josh Tupou	DT	Cincinnati Bengals	5
P -Juwann Winfree	WR	Green Bay Packers	3
Ahkello Witherspoon	CB	Pittsburgh Steelers	6

IN CAMPS BUT WAIVED

Player	Pos.	Team	Exp.
Ken Crawley	CB	San Francisco 49ers	7
Kabion Ento	CB	Green Bay Packers	3
Daniel Munyer	C/OG	Tennessee Titans	8
Carson Wells	LB	Cincinnati Bengals	R

COACHES

Name	Pos.	Team	Tie To Colorado
Klayton Adams	TE	Indianapolis	Asst. Coach, 2013-18
Eric Bieniemy	OC/RB	Kansas City	Player, 1987-90; Asst. Coach, 2000-02, '11-12
Joe Bleymaier	WR	Kansas City	Quality Control, 2013-15
Moses Cabrera	Str/Cond	New England	Asst. S&C Coach, 2010
Matt Daniels	ST	Minnesota	Grad Asst., 2017
Jon Embree	AHC/TE	Miami	Player '83-86/Asst. Coach '91-02 Head Coach 2011-12
Taylor Embree	RB	N.Y. Jets	Asst. Coach, 2020
Vance Joseph	Def. Coord.	Arizona	Player, 1990-94 Asst. Coach, 2002-03
T.C. McCartney	TE	Cleveland	Grad Asst., 2012-13
Chris Morgan	OL	Chicago	Player, 1995-99
Kennedy Polamalu	RB	Las Vegas	Asst. Coach, 1997-98
Robert Prince	WR	Dallas	Asst. Coach, 2010
Chris Strausser	OL	Indianapolis	Asst. Coach, 2006
Troy Walters	WR	Cincinnati	Asst. Coach, 2013-15

PLAYER PERSONNEL/DEVELOPMENT

Name	Team (Position)	Tie To Colorado
Malcolm Blacken	Washington (Sr. Dir., PD)	Strength Coach, 2011-12
Jordan Dizon	Philadelphia (Scout)	Player, 2004-07/Butkus runner-up
Matt Russell	Philadelphia (Scout)	Player, 1993-96/Butkus winner
Duke Tobin	Cincinnati (Dir., PP)	Player, 1992-93

IT'S BACK ... The USFL surfaced for the first time since 1985; four Buffaloes played this spring: **CB Delrick Abrams** (Tampa Bay), **LB Drew Lewis** (Houston), **WR Devin Ross** (Michigan) and **S Evan Worthington** (Philadelphia).

CANUCKS: Two former Buffs are in the Canadian Football League, **WR Tony Brown** (Hamilton), **DL Mustafa Johnson** (Montreal), **DL Chris Mulumba** (Hamilton).

DAD PLAYED ON SUNDAYS: Five players are the sons of former NFL players: **TE Caleb Fauria** (father and former Buff Christian played 13 seasons for four teams); **RB Alex Fontenot** (father Albert played 10 seasons with three teams); **ILB Marvin Ham II** (father Marvin, Carolina).

COLORADO HIGH SCHOOL COACHES: Seven former Buffs are high school head coaches in the state; the five who head prep programs: **Dave Logan** (Cherry Creek), **Matt Flavin** (Buena Vista), **Tyler Brayton** (Arapahoe), **Spencer Colter** (Denver East), **Dusty Sprague** (Holyoke), and **DaVaughn Thornton** (Vista Peak). **Marcus Washington** is a defensive coordinator (Adams City), and two are Arapahoe assistants: **Jay Leeuwenburg** and **Joe Klopfenstein**. **Scott Yates** (Kent Denver) recently retired after 41 years at the school.

ALL-TIME CU PRO NOTE: How good was CU's 1994 offense? Ten of the 11 starters were drafted into the NFL (Tony Berti, Rae Carruth, Christian Fauria, Heath Irwin, Chris Naeole, Rashaan Salaam, Kordell Stewart, Bryan Stoltzberg, Derek West and Michael Westbrook), with the 11th signing as a free agent (Lepsis). All played, and three even remained on NFL rosters some 11 years later. And six of the '94 defensive starters wound up playing professionally as well.


CROSBY WATCH

PK Mason Crosby ('06) is the Green Bay Packers' all-time leading scorer both for the regular season and the regular and postseason combined; assuming the top spot in 2015. Through Oct. 23, he has scored **1,841** points in **248** regular season games, now **14th** in NFL history, and **163** in 23 playoff games (fourth all-time) for a total of **2,004** (he also made an NFL record 23 straight field goals in the postseason). Crosby also holds both Packers' field goal marks: **377** regular season (**16th** all-time) and **31** postseason (fifth all-time); his **710** extra points made are **sixth** all-time (**70** in the postseason are third) and in 2021 had a personal best streak of **31** straight field goals made (regular season and playoffs combined). He is second all-time on the points and field goal (and third on the PATs made) charts for players who have/had spent their career with just one team. Crosby, of course, is CU's all-time leading scorer with **307** points.

➔ **NOW #1.** Crosby, with **248** NFL regular season games under his belt (**56th** all-time, **fourth** most by an active player), became the second Buffalo to participate in 200 pro games. On Nov. 20, 2021, he passed **OT Stan Brock** ('79) for the most-ever by a CU alum. Brock appeared in **234** games (223 starts; **100th** and **38th**, respectively, all-time) in his career that spanned 16 seasons with New Orleans (1980-92) and San Diego (1993-95). Crosby, of course, has spent his entire NFL career with the Packers.

➔ How many players have led a professional team and their college alma mater in scoring (regular season and playoffs combined)? The list is short (six including Crosby): **PK Jason Elam**, Denver Broncos/Hawai'i (1,870/395); **PK Stephen Gostkowski**, New England Patriots/Memphis (1,875/369); **PK Martin Gramatica**, Tampa Bay Buccaneers/Kansas State (640/349), **WR Jerry Rice**, San Francisco 49ers/Mississippi Valley State (1,244/310); and **PK Jeff Wilkins**, St. Louis Rams/Youngstown State (1,300/373).

➔ **ALL-TIME FWAA ALL-AMERICAN TEAM:** The Football Writers Association of America placed Crosby on the second-team of its All-Time All-America Team, announced in conjunction with the group's 75th anniversary in August 2015.





Player	Pos.	First Season	Letters	Notes
Willie Beebe	FB	1978	4L	Solid blocker who scored nine career touchdowns as a bruiser near the goal line
Kyle Rappold	NT	1985	3L	Known as the “trash compactor” for his stature, the Fort Lewis transfer clogged the run
Jeff Campbell	WR/KR	1986	4L	Earned scholarship second day of freshman camp; played five years in the NFL
Ken Culbertson	PK	1986	3L	Scored 98 points in CU’s 11-0 run in '89 season, making 59-59 PAT and 11-17 FG
David Gibbs	CB	1986	4L	Solid corner and special teams performer; enjoying a log coaching career in college and the NFL (now with UCF)
Mark Henry	WR	1987	3L	Big play guy with 18 career catches for 416 yards, or 23.1 per catch
Robbie James	WR	1987	1L	Threw TD pass on third down FG fake at Oklahoma State to lead CU to 16-12 win in 1991
Charles Johnson	QB	1987	2L	Often subbed for an injured Darian Hagan, earning Orange Bowl MVP honors in '91 vs. Notre Dame
Erik Norgard	C	1987	2L	Walked on in the spring after transferring from Western Washington; All-Big 8 as a senior
Chris O’Donnell	LB/SN	1987	4L	Solid as a rock at long snapper on special teams all four years
Keith Miller	FB	1992	2L	From tiny Ovid, Colo., he was a solid blocking back. Now an opera singer with the MET.
Ryan Black	SS	1993	4L	Led team in tackles as a junior in 1996 with 154 (78 solo)
Ryan Sutter	FS	1993	3L	CU’s all-time special team points leader, led Buffs in tackles (170, 98 solo) in 1997
Neil Voskeritchian	PK	1993	2L	Won the starting placekicker job in 1994, finished career ninth in scoring at CU (161 points)
Nick Pietsch	P	1996	4L	Led CU in punting in 1997-98-99, finished with a career average of 39.9
Beau Williams	TE	1998	2L	Primarily a blocking tight end, played a big role on CU’s 2001 Big 12 title team
D.J. Hackett	WR	2001	2L	Walked on after CS-Northridge dropped football; led CU in receiving in '03, four-year NFL veteran
Tom Hubbard	FS	2001	2L	Defensive MVP of the 2004 Houston Bowl with two interceptions
Evan Judge	WR	2001	4L	Caught 69 balls for 903 yards to finish in top 20 in receiving yards
John Torp	P	2001	3L	Finished second for the '05 Ray Guy Award; set a school records with 205 punts, 65 inside the 20
Paul Creighton	TE	2002	4L	Also saw action at FB, he primarily was a
Greg Pace	SN	2002	4L	Took over all special team snapping chores early as a freshman and handled through senior year
Joel Klatt	QB	2003	3L	Former infielder in Padres organization went on to set 44 CU passing and total offense records
Cody Crawford	WR	2004	3L	Has cracked the school’s all-time lists in catches and yards
Jeff Smart	ILB	2005	4L	Earned a scholarship 3 games into the 2007 season, first LB to do so under Cabral; second most tackles by a WO
Scotty McKnight	WR	2006	4L	First freshman WR to ever lead CU in receiving (43-488, 4 TD), finished first in career receptions and third in yards
Aric Goodman	PK	2008	3L	In his first season, he was awarded a scholarship after making the game-winning FG versus West Virginia
Jason Espinoza	WR	2008	3L	Suffered two breaks to his collarbone in '08, playing briefly in-between; co-first team WR in '09
Dustin Ebner	WR	2009	3L	Primarily on special teams until his senior year, when he became a regular in the rotation and caught his first TD pass
Keenan Stevens	C	2009	2L	Pressed into duty in the season opener due to injury, he soon became a fixture and started 10 games
Alex Wood	FB	2009	2L	Hybrid tight end/fullback worked exceptionally hard and became the first player from Steamboat to start in decades.
Scott Fernandez	TE	2010	2L	Ascended to the top of the depth chart his senior year ('13); first career catch was fifth longest (71 yards vs.UA).
Travis Sandersfeld	DB (N)	2010	4L	One of the CUs top perennial special teams performers, he emerged as the starting nickel back for 5 games in 2010
David Goldberg	DE	2011	3L	Coaches cited how hard he worked daily in practice and assumed a starting spot midway through his senior year
Darragh O’Neill	P	2011	4L	Had more punts (74) than any other freshman at CU, with his 42.3 average second best by a frosh in the NCAA
Ryan Moeller	FS	2013	4L	Starred at Rifle HS in the middle of the Colorado Rockies, top special teams performer and had 14 UT in first start
Colin Johnson	H	2015	1L	He earned the holder position in spring drills
T.J. Patterson	H (QB)	2016	1L	He earned the holder position in spring drills
J.T. Bale	SN	2016	4L	He earned the snapping job (long and short) in August camp
Josh Goldin	H (QB)	2018	1L	He joined the team after serving as a student equipment manager and handled the holding chores for 9 games
Brady Russell	TE	2018	4L	The nephew of CU’s Butkus Award winning linebacker Matt ('16), he caught the coaches attention early.
Jack Shutack	OG	2019	1L	He transferred to CU from Rutgers and played sporadically until earning his first start at Washington State in 2019
Derek Bedell	SN	2020	2L	The nephew of OG Brad Bedell ('98-99), he assumed the top snapping job (long and short) in game 2 in 2020
Trent Carrizosa	P	2022	—	Joined the team as a summer walk-on, assumed the top role in game four of his true frosh season

**ALMOST PERFECT IN CLOSE**

Dating back to nine games into the 2016 season, Colorado has had **106** goal-to-go situations, scoring **102** times (or 96.2 percent of the time); **80** of the scores have been touchdowns to go with **22** field goals. The only non-scores came on a drive ending on downs in 2018 against Oregon State (in overtime), an interception in 2020 at Oregon and a questionable fumble at the 1-inch line at Air Force this season. A look at perfect (or near) seasons in this regard since 1984 when the stat was first tracked (**18-for-18** in 2021; 14 TDs):

Season	Number	Scores	TD	(Pct.)	FG	Pct.	Season	Number	Scores	TD	(Pct.)	FG	Pct.
1996	26	26	21	(80.7)	5	100.0	2014	21	20	17	(81.0)	4	95.2
2017	18	18	17	(94.4)	1	100.0	1989	34	32	31	(91.2)	1	94.1
2002	16	16	15	(93.8)	1	100.0	1993	16	15	14	(87.5)	1	93.8
2021	18	18	14	(77.8)	4	100.0	2019	16	15	8	(50.0)	7	93.8
1985	13	13	13	(100.0)	0	100.0	1986	14	13	13	(92.9)	0	92.9
2020	11	11	10	(90.9)	1	100.0	2008	14	13	13	(92.9)	0	92.9
1994	31	30	29	(93.5)	1	96.7							
2018	20	19	15	(75.0)	4	95.0	2022	10	8	6	(60.0)	2	80.0
1988	19	18	16	(84.2)	2	94.7							

RECORD YEAR FOR THE "RED ZONE" OFFENSE

Or as we call it: Scoring Percentage Inside-the-20 Offense. Though the offense struggled at times throughout the season, the **2021** Buffaloes did finish with the best percentage of scoring once it cracked the opponent 20. Colorado scored on 31-of-33 possessions into the red zone, including 20 touchdowns. That worked to a **93.9** percentage, which was the third best figure in the nation (tops in the Pac-12). Oklahoma led with a 96.8 mark (60-of-62), with Iowa State second (47-of-49, 93.9); next best in the Pac-12 was Washington (10th, 35-of-38, 92.1). The old school record was 90.6, set in both 1985 and 1994. Thanks to a great archive of play-by-plays dating back to the early 1950s, CU was able to research numbers back to 1953 when all play by plays were available.

INSIDE-THE-20

(FACT: CU created charting the red zone in 1981 as "Penetrating the 20"; as in the NFL, the 20 is not in the red zone in its stats)

The Buffaloes, after going through a period where they had their frustrations once penetrating the opponent 20-yard line, has been very efficient over the last eight seasons in the stats' original name, "**Scoring Percentage Inside-the-20.**" Dating back to the start of the 2014 season, Colorado is **292-of-345** in the "Red Zone" (**84.8** percent, **203** touchdowns/**89** field goals). In 2021, the Buffaloes had their best year overall, scoring on **31-of-33** penetrations (20 touchdowns). Here's a look at CU's best Red Zone performances on offense in its history; numbers were researched from 1953 to the present (*bowl games not included*):

RED ZONE OFFENSE (minimum 30 penetrations of the 20)

Season	Scores	(TD, FG)	TD Pct.	Pct.	Season	Scores	(TD, FG)	TD Pct.	Pct.
2021	31-of-33	(20, 11)	60.6	93.9	2019	30-of-35	(23, 7)	76.7	85.7
1985	29-of-32	(22, 7)	75.9	90.6	1969	29-of-34	(22, 7)	75.9	85.3
1994	48-of-53	(40, 8)	83.3	90.6	2003	32-of-38	(28, 4)	87.5	84.2
1997	35-of-39	(25, 10)	71.4	89.7	2017	37-of-44	(25, 12)	67.6	84.1
2016	51-of-57	(37, 14)	72.5	89.5	1993	40-of-48	(28, 12)	70.0	83.3
2014	40-of-45	(29, 11)	72.5	88.9	1995	43-of-52	(33, 10)	76.7	82.7
1988	37-of-42	(30, 7)	81.1	88.1	2022	12-of-17	(8, 4)	47.1	70.6
1989	50-of-57	(42, 8)	84.0	87.7					

And defensively, in 2021 the Buffs enjoyed one of their best seasons as well, the 19th-best (out of 69 years of data) and the fourth-best of a CU team with a losing record:

RED ZONE DEFENSE (minimum 30 penetrations of the 20)

Season	Scores	(TD, FG)	TD Pct.	Pct.	Season	Scores	(TD, FG)	TD Pct.	Pct.
1991	18-of-32	(13, 5)	40.6	56.3	1975	27-of-37	(23, 4)	62.2	72.2
1985	21-of-34	(15, 6)	44.1	61.8	1994	27-of-37	(19, 8)	51.4	73.0
1977	20-of-32	(16, 4)	50.0	62.5	2002	30-of-41	(22, 8)	53.7	73.2
1971	24-of-38	(21, 3)	55.3	63.2	1998	25-of-34	(18, 7)	52.9	73.5
1969	23-of-35	(17, 6)	48.6	65.7	2000	34-of-46	(21, 13)	45.7	73.9
1978	23-of-35	(18, 5)	51.4	65.7	2021	32-of-43	(26, 6)	60.4	74.4
1959	20-of-30	(19, 1)	63.3	66.7	1984	38-of-51	(30, 8)	58.8	74.5
1968	28-of-42	(23, 5)	54.8	66.7	1963	30-of-40	(29, 1)	72.5	75.0
1962	34-of-49	(31, 3)	63.3	69.4	1973	30-of-40	(21, 9)	52.5	75.0
1970	25-of-36	(17, 8)	47.2	69.4	2016	31-of-41	(21, 10)	51.2	75.6
1975	29-of-41	(23, 6)	56.1	70.7	1990	28-of-37	(21, 7)	56.8	75.7
1972	26-of-36	(23, 3)	63.9	72.2	2005	32-of-41	(27, 5)	65.9	78.0
1996	26-of-36	(17, 9)	47.2	72.2	2022	29-of-37	(25, 4)	67.6	78.4

THE VERTICAL GAME (EXPLOSION PLAYS)

CU, as in the case with most teams, often is most dangerous on offense when the unit can strike for the big play both via the rush and pass. Colorado had 57 "explosion" plays in 2016, or ones that gained 20 or more yards; that was the most by a CU team since 2007 (49 in 2017). Here's a look at CU's 20-plus plays in recent memory, not including bowls, going back to 1994, when CU had a high of 76 plays over 20-yards, almost equal in nature (37 rush, 39 pass):

Season	Total	Rush	Pass	Season	Total	Rush	Pass	Season	Total	Rush	Pass	Season	Total	Rush	Pass	Season	Total	Rush	Pass
1994	76	37	39	2000	38	8	30	2006	35	18	17	2012	36	9	27	2018	56	16	40
1995	61	11	50	2001	58	21	37	2007	58	18	40	2013	42	5	37	2019	45	10	35
1996	64	12	52	2002	58	35	23	2008	40	8	32	2014	48	12	36	2020	25	8	17
1997	46	9	37	2003	47	5	42	2009	44	7	37	2015	50	15	35	2021	30	9	21
1998	40	11	29	2004	48	13	35	2010	43	11	32	2016	57	16	41	2022	23	5	18
1999	57	12	45	2005	54	16	38	2011	56	14	42	2017	50	11	39				



STAT SHOTS

Here are some interesting statistical bullets about Colorado football:

- ➔ **30+.** In its history, Colorado is **331-29-1** when scoring 30 or more points (**3-0** in 2021, **23-6** over the last five-plus years), with records of **235-9** with 35-plus points and **218-7** with 36-plus, **199-5** with 38-plus and **112-2** with 43 or more tallies. The seven losses with 36 or more points came to Air Force (58-35 in 1968), Oklahoma (82-42 in 1980), Stanford (41-37 in 1993), Toledo (54-38 in 2009), Kansas (52-45 in 2010), Utah (42-35 in 2012), California (59-56 in 20T in 2014) and Arizona in 2017 (45-42). CU has played **1,286** games in its history, registering point totals of every number between 0 and 70 except 1 (duh!) and 68, and 75 and 109 above that mark.
- ➔ **30 points / 3 TDs.** CU has scored 30 or more points in **163** of its last **385** games, posting a **138-24-1** record; the Buffs have scored at least three touchdowns in **248** of these games dating to the start of 1989; in this time frame, CU is **32-121-2** when held to two or fewer touchdowns.
- ➔ The most common point total CU has scored in winning a game are **27** and **31** (34 times each), followed by **20** (34 times); in losing a game, it's **0** (92 times, but the bulk of those—63—were prior to the end of World War II); otherwise, it's **7** (58 times).
- ➔ Colorado is **129-136-3** in its last **268** league games: within this record is a 25-game span in which CU did not lose a conference game, the fourth longest streak all-time in the Big Eight (1958-1995). Colorado was 23-0-2 during that run.
 - ➔ Colorado, however, is only **27-71** as a member of the Pac-12.
- ➔ For years, the mark of a strong CU team was that the Buffaloes routinely averaged six or more yards on first down. Technically the last time the Buffs averaged six or more for a season was in 2001, their Big 12 Championship year (**6.7**; CU did average **5.98** per first down play in 2016). Colorado did it six times between 1989 and 1997, including a team record best of **7.2** in both 1989 and 1994.
 - ➔ Since 1966, CU has averaged less than **4.3** just seven times (last in 2012) and less than 4.1 once—3.5 in 1979. In 2012, the Buffs averaged **4.25** yards on first down, the lowest since that 3.5 figure in 1979.
 - ➔ The 2016 Buffs had their best average on first down in years with that **5.98** figure, their best since 2001 (6.7). CU had a strong year in 2019, averaging **5.69** yards on **369** first down plays, but it dropped back down to **4.83** in the pandemic-shortened '20 campaign and to **4.55** in 2021.
 - ➔ In **2022**, the Buffs are averaging **4.70** yards on first down, which jumped up .80 after CU averaged a healthy 6.6 against Cal (181 yards on 29 plays) and 6.9 at Oregon State (185 on 27 plays).
- ➔ Dating back to the fifth game of the 1999 season, an OT win over Missouri, the Buffs have **69** scores by return, or non-offensive scores, in the last 23-plus seasons (highs of eight in 1999 and 2002). Since the '95 opener and including postseason, CU has **89** scores by return in **328** games (80 regular season, seven in bowls). The last two came against Arizona this year (TD returns via interception and a blocked punt).
- ➔ **200/200.** Colorado has accomplished the 200 "double-double," that is 200 yards both rushing and passing **55** times dating back to 1993, accomplished it **1** time under Dorrell (**1-0**). CU averaged over 200 in each for the season in 1993, 1994 and in 2001 (and threatened to do it in 2016). The Buffs are **53-8** since 1981 when they have reached the 200 plateaus in both and **61-11** overall. *Prior to '93, CU accomplished the feat only 19 times in its first 929 games in its history.*
- ➔ **600+.** Colorado is **17-1** all-time in games when it has gained 600 or more yards on offense; the first and only loss was in 2014 when the Buffs had 630 in a 59-56 double overtime loss at California on Sept. 27, 2014. The last two games with 600-plus were against Nicholls State in 2015 and Washington State in 2016.
- ➔ **500+.** Colorado is **15-8** in games when it has gained 500 or more yards on offense since it joined the Pac-12 conference, **8-7** in Pac-12 games. All-time (since 1946 when records are available), the Buffs are **86-14** with at least 500 yards of total offense. CU is **1-0** under Dorrell.
- ➔ **Grass.** Colorado is **108-113** in its last **221** games on grass, including a **72-67** mark at home (**22-14** in the last 36 games at Folsom), dating back to the 1999 season when Folsom Field converted back to grass.
- ➔ **Artificial Turf.** Colorado is **101-75-3** in its last **179** games on non-grass fields dating back to 1989, including a **66-56-3** mark in conference games. CU was **2-7** on the fake stuff under Karl Dorrell.
- ➔ **Goal-to-Go Situations.** Over the last seven seasons, the Buffs have scored in **166** out of **182** situations when it has been first-and-goal. This includes **132** touchdowns and **34** field goals, thus the TD percentage is **72.5** and the overall percentage is **91.2**. The **16** non-scores: seven fourth down misses, four missed field goals (from 26, 28, 31 and 33 yards) and five turnovers.
- ➔ **No Turns or Sacks.** Dating back to 1972, Colorado is **20-4** in games when not allowing a sack or committing a turnover (last: the double OT win over Oregon State in 2021). In these 24 games, the Buffs have outscored the opponent by **942-543** (eight games decided by less than 17 points).
- ➔ **Turnover Free.** Colorado has played **97** turnover-free games dating back to the 1946 season (with a record seven in 2021), owning a record of **62-31-4** in those games (**2-1** in bowls). Under Dorrell, CU was **5-4**.
- ➔ **Time Spent In The Lead.** In their last winning season (2016), he Buffaloes held leads in 11 of 14 games, and were ahead for a total of **457:20** on the season. That's the second-most by a hair in the 27 years CU has tracked the stat (CU led for 458:01 in 1996—a 12-game season including the bowl). In 2017 and 2018, CU held the edge up until both season finales, the opponent owning edges of 16:43 in 2017 and 12:32 in 2018. In 2019, CU led just **34.7** percent of the time, over 100 minutes behind the opponent.
 - ➔ In 2022, CU led for **5:08** in the opener against TCU; it would be **310:25** until the Buffs led again, five games later, when it took a 3-0 lead over Cal late in the first half.
- ➔ The Buffs averaged **439.2** yards per game in 2016, in part thanks to a school record eight games in a row with **400** or more, with an average **284.6** yards through the air. Colorado has averaged 400 or more yards per game over the course of an entire season 16 times (last in 2017), with the school record of 495.3 set during the 1994 season. CU was averaging over 400 through 10 games in 2018 and through 11 in 2019 but finished just below both seasons.
 - ➔ The Buffaloes have averaged over 300 yards passing in a season just once — 303.5 — in 1996, and came close the year before (297.2) and in 1992 (297.4); otherwise, CU has thrown for 250 or more per game just four times, including 2014 and 2016 (254.4).
- ➔ CU rarely folds when the opponent is faced with a 3rd-and-20 or longer. Dating back to 1993, opponents are just **6-of-136** on 3rd-and-20 or more, but Minnesota did convert on a 3rd-&-21, ending a 0-of-25 streak since the last conversion in 2011. The Buff defense has had other streaks of 51 and 30 in this span; the opponent is now **0-of-2** since). The CU offense is **13-of-160** when it's faced with 3rd-and-20 plus in the same span (**0-of-19** since last converting on a 3rd-&-27 in the '16 Alamo Bowl against Oklahoma State).
- ➔ CU has scored in **14** of **28** quarters in 2022 (and in the overtime period).
- ➔ Dating back to 2003, CU has been a part of a scoreless first quarter just 12 times over the last **239** games; this year's game against Cal saw a scoreless first stanza.



TRENDS I

1985-PRESENT

Since 1985, when the Buffs returned to their traditional winning ways after six frustrating years from 1978-84, corresponding with coach **Bill McCartney** switching to the wishbone, Colorado is **237-211-4**; in these 452 games spanning the last 38 seasons, CU has posted the following records (including bowls):

◆ with 400-plus yards total offense	137-42-2	◆ when holding opponent to 17 points or less	136-20-1
◆ with 500-plus yards total offense	66-13-0	◆ when holding opponent under 100 yards rushing	116-19-1
◆ when rushing for 200-plus yards	131-19-1	◆ when holding opponent under 300 yards total offense	110-22-1
◆ when rushing for 250-plus yards	91- 6-1	◆ when scoring first	157-63-1
◆ when rushing for 300-plus yards	57- 2-1	◆ when leading at halftime	187-40-2
◆ when rushing and passing for at least 200 yards	51- 8-0	◆ when leading after three quarters	193-28-3
◆ when out-rushing the opponent	205-39-3	◆ when scoring 30 or more points	151-23-1
◆ when converting 50 percent or better on 3rd down	94-18-1	◆ when held to 13 points or less	4-78-0
◆ when punting three or fewer times	79-30-1	◆ with a 100-yard rusher and receiver	35-10-0
◆ with zero turnovers (180-99-2 with two or fewer)	54-28-2	◆ when not committing a turnover or allowing a sack	20- 4-0
◆ when scoring 40 or more points (19-2 since joining Pac-12)	84- 3-0	◆ when holding edge in 1st downs & possession time	135-40-2

TRENDS II

ASSORTED TIMELINES

A look at some Colorado records in games over assorted periods of time:

Since Start of 1892 Season (or all-time):

➤ with a 100-yard rusher and receiver	38-11
➤ when scoring 43 or more points	126- 2

Since Start of 2001 Season:

➤ when opponent has under 100 yards rushing (20-4 last 24)	50-17
➤ when opponent scores 17 points or less (28-1 last 29)	54- 6
➤ when rushing for 250-plus yards (13-1 300-plus)	32- 2
➤ with 500-plus yards total offense (3-1 with 600-plus)	28- 9

Since Start of 2013 Season:

➤ when rushing for 200-plus yards	22- 6
➤ when rushing and passing for at least 200 yards	14- 5
➤ when holding opponent under 300 yards total offense	20- 1
➤ with a 100-yard rusher	23- 9
➤ with a 100-yard rusher and receiver	12- 3
➤ when leading at halftime	33-13
➤ when scoring 30 or more points	30-12
➤ when leading after three (4-51 trailing, 5-1 tied)	35- 7

TURNOVER ANALYSIS / DORRELL ERA

Most head coaches believe that when it comes to turnovers, they are one of the single most important factors in winning or losing ball games. Statistics usually back up the argument, thus the numbers under former head coach Karl Dorrell. A closer look:

	Turnovers Committed	Turnovers Forced	+/-	Scoring Off Turnovers PF	PA	+/-
Dorrell Era						
8 WINS	5	15	+10	52	10	+42
15 LOSSES	20	10	- 10	21	72	-51
23 GAMES	25	25	E	73	82	- 9

POST BYE WEEKS

Colorado is **32-24** in games following a bye week in the post-World War II Era (or since 1946); after the Buffaloes joined the Big Seven Conference in 1948, CU stopped playing Denver in an annual Thanksgiving game that year and byes became much rarer. In fact, the Buffs had just five bye weeks between 1948 and 1984 (going 3-2; one was created in 1963 after the assassination of JFK). Since 1985, CU has had at least one bye in 34 of 37 seasons, with two weeks off 12 of those years (including 2019) and one season with three idle Saturdays (2001, due to the Sept. 11 terrorist attacks). CU is **28-21** in games following byes dating back to 1985, which includes a **6-6** mark as a member of the Pac-12 (losing to Arizona State in 2012, at Oregon State in 2013, at USC and Oregon in 2014, at Utah in 2017 and to Arizona in 2019; and wins over UCLA in 2016 and 2018, Washington in 2019, San Diego State in 2020, Arizona in 2021 and Cal in 2022).

TOUCHDOWNS ON FIRST CAREER TOUCH

Six players in the last eight years have scored a touchdown on their first career touch, with three on the current roster: in 2018, **WR Daniel Arias** caught a 37-yard pass from QB Steven Montez to become the 16th known player to do so in CU history (he did so in his hometown, making it even more special). In 2021, **S Trevor Woods** joined the list when he returned a blocked punt against Arizona. And in 2022, **TE Austin Smith** became the latest when he caught a 4-ayrd pass from J.T. Shrout (one-handed, no less) and battled defenders into the end zone. Not including those players whose first career interception were returned for scores (*elsewhere in these notes*), here's a list of the 18 known players in CU history that scored a TD the first time they touched the football:

Player	Date	Opponent	Score	How	Player	Date	Opponent	Score	How
Lamar Meyer	Sept. 18, 1954	DRAKE	W 61-0	26 pass from Frank Bernardi	Jeremy Bloom	Aug. 31, 2002	Colorado State	L 14-19	75 punt return
Gerry Leahy	Sept. 25, 1954	COLORADO ST.	W 46-0	8 pass from Homer Scott	DaVaughn Thornton	Nov. 6, 2010	at Kansas	L 45-52	12 pass from Cody Hawkins
Leon Mavity	Sept. 30, 1961	OKLAHOMA ST.	W 24-0	60 punt return	Scott Fernandez	Nov. 10, 2012	at Arizona	L 31-56	71 pass from Connor Wood
Chuck Morris	Nov. 25, 1961	IOWA STATE	W 34-0	12 pass from Pat Young	Jay MacIntyre	Sept. 26, 2015	NICHOLLS STATE	W 48-0	38 pass from Sefo Liufau
Roger Wissmiller	Oct. 20, 1962	at Iowa State	L 19-57	2 pass from Frank Cesarek	Kabion Ento	Sept. 10, 2016	IDAHO STATE	W 56-7	69 pass from Steven Montez
Larry Ferguson	Sept. 15, 1973	at Louisiana State	L 6-17	37 run	Laviska Shenault	Sept. 9, 2017	TEXAS STATE	W 37-3	55 punt return
Mike Kerin	Sept. 27, 1975	WICHITA STATE	W 52-0	32 pass from Jeff Austin	Daniel Arias	Oct. 20, 2018	at Washington	L 13-27	27 pass from Steven Montez
Craig Keenan	Sept. 25, 1982	WYOMING	L 10-24	1 run	Trevor Woods	Oct. 16, 2021	ARIZONA	W 34-0	36 blocked punt return
James Kidd	Sept. 11, 1993	BAYLOR	W 45-21	25 pass from Vance Joseph	Austin Smith	Sept. 17, 2022	at Minnesota	L 7-49	4 pass from J.T. Shrout

STREAKING

Colorado has active multiple win streaks going against 11 Division I-A/FBS schools. The list: **5**—Colorado State; **4**—San Jose State; **3**—Stanford, Utah State, Wyoming; **2**—Arizona, Iowa, Louisiana-Monroe, Massachusetts, Nebraska, Notre Dame, San Diego State and Washington. CU's longest current losing streaks are to Southern California (15), Texas (6), Missouri (5), Utah (5) and LSU, Michigan, Ohio State, Oklahoma State (3).



2022 ANNIVERSARIES

(5-, 10- and 25-year increments)

- 1892** (Feb. 10, 1893) This result was tacked on to the 1892 season: Colorado A&M challenged the University of Colorado to a game ... Oops, CU wins big in Fort Collins, 70-6, with it enabling the Silver & Gold to finish with their first winning record (3-2) in year three of their history.
- 1897** Every school has years like this and the NCAA counts the wins: in a 7-1 season, CU is 3-0 against DPL school (East, West, Manual), topples Mines, an Athletic Club from Littleton and the infamous Denver Wheel Club, though did beat Colorado College before ending the season with a loss to the Denver A.C.
- 1902** **Fred Folsom** coaches the Buffs to a 5-1 mark, including an 11-6 win over Colorado A&M; there's no available account of the game, but this was in the span of 1898 through 1903 where both touchdowns and field goals were worth five points and a PAT one, so CU had at least one TD/PAT... or three safeties.
- 1907** The 115th anniversary of the weirdest score in CU's football history: on Thanksgiving Day, Mines beats CU in Denver, 5-4 (field goals were back at 4 points, so it was either one of those or two safeties).
- 1912** Colorado A&M beats CU, 21-0, six months to the day of the Titanic setting sail; Colorado takes it out on Wyoming a week later, winning 75-0 in Boulder.
- 1917** After leading CU to a 1-5-1 mark in his first year, **Bob Evans**, the successor to **Fred Folsom**, pilots the team to a 6-2 mark and then leaves the profession.
- 1922** CU travels by train to Kansas where it succumbs, 39-6, then travels back for a Thanksgiving Day game just five days later and manages to beat Mines, 16-0.
- 1927** (Oct. 8) At the same time the '27 Yankees defeat Pittsburgh, 4-3, to win the World Series and finish 114-44 on the year, CU falls at Montana State, 12-6.
- 1932** **William Saunders** takes over the coaching reins from **Myron Witham** (who went 63-26-7 from 1920-31), and CU goes 2-4 in his first season.
- 1937** **Byron White** is named CU's first All-American in football, captivating the nation with his feats leading CU to an 8-0 regular season record and its first bowl game (Cotton Bowl, where Rice defeats CU, 28-14). White led the nation in rushing, scoring and all-purpose yards.
- 1942** The Buffs go 7-2, tie for the Mountain States title with Utah (though losing 13-0 to the Utes) in the last season before World War II brings the sport to a near standstill with many CU players, as was the case nationwide, enlisting to fight; many returned to play and graduate later in the decade.
- 1947** CU's last year in the Mountain States, as the Buffs announced earlier in the summer they were joining the Big 6/Missouri Valley Conference (to make it the Big 7); CU goes 3-3 in league play, but loses the season finale on Thanksgiving at Denver, 26-20, before the largest crowd in the series (28,063).
- 1952** (Sept. 27) The only blemish on Oklahoma's incredible 63-0-1 record in Big Seven and Eight conference play between 1947-1958 came on this day in Boulder: CU's **Zack Jordan** was a one-man wrecking crew for the Buffaloes in a 21-21 tie with the No. 4 Sooners. He scored on runs of 10 and 6 yards and caught a 16-yard touchdown pass from Lee Venzke with 11:50 remaining to put CU ahead, 21-14; OU tied it on a Billy Vessels 1-yard run with 1:51 left and the PAT; Frank Bernardi broke free for a 22-yard run to the Sooner 21 on the game's last play, as time ran out before CU had a chance to win it.
- 1957** **Bob Stransky** earned All-America honors, finishing second in the nation in rushing with 1,097 yards (CU led the nation with 322.4 yards per game); an Interesting year: CU opens 3-1-1 but isn't ranked until it falls in game six at Oklahoma, 14-13; edged at home by Missouri 9-6, CU falls out of the rankings but doesn't reappear despite closing with three blowout wins at Colorado State (20-0) and Nebraska (27-0), and over Iowa State at home (38-21).
- 1962** Devastated by NCAA penalties, Bud Davis ('51) takes over for Sonny Grandelius as head coach for just the '62 season to right the program; the team didn't know he was a one-year wonder until he told them the morning of the last game, and the Buffs go out and upset Air Force, 34-10, to end a 2-8 year.
- 1967** Eddie Crowder coaches the Buffs back into the postseason, where CU defeated Miami, Fla., in the Bluebonnet Bowl, 31-21, to finish 9-2. CU was 5-2 in Big 8 play, finishing second to Oklahoma (the Sooners won the head-to-head matchup 23-0 in Norman a week after Oklahoma State tripped up the Buffs in Boulder, 10-7). The **Anderson** brothers paced CU, senior **Dick** being named an All-American at safety (sixth nationally with seven interceptions) with sophomore **Bobby** passing for 733 yards and rushing for 625 more.
- 1972** (Sept. 30) Fifty years ago, some had Colorado pegged to be a national champion contender, but a stunning 38-6 loss at Oklahoma State sidetracked the dream; Oklahoma rolled into town ranked No. 2, but behind **Gary Campbell** and **Jon Keyworth**, the Buffaloes pull off a 20-14 upset. The latter, played on October 22, drew a then-record 52,022 in attendance for any sporting event in the state of Colorado. The Buffs climb back to No. 7 after the win but back-to-back losses to Missouri and No. 3 Nebraska drop CU back into the teens in the rankings, with the 33-10 loss to Huskers played before 52,128, breaking the state mark set just two weeks earlier versus Oklahoma (Mile High wasn't expanded over 50,000 until 1976).
- 1977** (Oct. 1) Colorado's last trip to the Northeast for what turned out to be 35 years results in a 31-0 whitewash of Army on a rainy day at West Point; CU finally returned to the area on Sept. 6, 2014, defeating the University of Massachusetts, 41-38, in Foxboro (home of the NFL New England Patriots).
- 1982** (Sept. 11) **Bill McCartney** makes his coaching debut for the Buffaloes, but California wins a rain-soaked game in Boulder, 31-17, to spoil it; he gets in the win column the next Saturday (Sept. 18) with a 12-0 win against Washington State in Spokane. McCartney took over the program on June 9 after **Chuck Fairbanks** resigned on June 1 to become head coach of the New Jersey Generals of the fledgling USFL. He had 73 players on scholarship on his first roster.
- 1987** (Oct. 3) **Sal Aunese** makes his starting quarterback debut at Colorado State; in leading CU to a 29-16 win, he rushes 18 times for 83 yards a touchdown and completes 4-of-6 passes for 139 yards and a score. That was a 316.3 quarterback rating for the game (still third best in CU history for a game with five or more attempts). The Buffs rolled to a 26-0 lead early in the second quarter and coasted from there.
- 1992** (Oct. 17) **Mitch Berger's** 53-yard field goal at the gun completes a furious Colorado rally as the Buffs tie Oklahoma, 24-24, in Boulder; it extends CU's unbeaten streak in Big Eight play to 24 games; the streak would reach 25 (23-0-2) before coming to an end with a loss two weeks later at Nebraska.
- 1997** Following a 33-29 loss at Oklahoma State, CU drops out of the polls for the first time since the 1988 season; it ends a 143-consecutive week run being ranked, the eighth longest streak of all-time (at the time). The Buffs lose two family members in the offseason, linebacker **Tyronee Bussey** on January 3 to leukemia and assistant coach (running backs) **Ben Gregory** on April 10 to a heart attack.
- 2002** **TB Chris Brown** rushes for 1,744 yards, third in the nation, but his Heisman hopes are dashed by a late season ankle injury that forced him to miss the better part of three games. **WR Jeremy Bloom** makes his CU debut in style, returning a punt 75 yards for a touchdown the first time he touches the ball as a collegian in the season-opener against Colorado State. CU opens 9-3 in defending its Big 12 North Division title, but drops the league title game to Oklahoma and the Alamo Bowl to Wisconsin to finish 9-5, the first of just two seasons in school history with 14 games (joined in 2016 by the 10-4 team).
- 2007** CU defeated both Oklahoma and Nebraska in the same season for a record fifth time (1960-61-89-90-2007); CU rallied from 17 down in the third quarter to beat No. 3 Oklahoma, 27-24 (on a 45-yard **Kevin Eberhart** field goal as time expired) and beat Nebraska in a wild affair, 65-51, with CU's lineup on ABC introduced by Eric Cartman of South Park fame. CU and Alabama, both with 6-6 records, squared off in the Independence Bowl; the Crimson Tide took a quick 21-0 lead but had to hang on for a 30-24 win.
- 2012** Likely the least memorable year in team history, as CU goes 1-11, the win thanks to a **QB Jordan Webb** short TD run on 4th-and-goal in the final minute for a 35-34 win at Washington State.
- 2017** After a 3-0 start, CU would finish 5-7, two close losses at UCLA (27-23) and to Arizona (45-42) thwarting bowl eligibility. **TB Phillip Lindsay** completed a fine career by setting 24 school records and being named a semifinalist for the Doak Walker Award.

**FIVE CU GAMES IN ESPN's TOP 150 ALL-TIME**

ESPN compiled all kinds of top lists commemorating the 150th anniversary of college football in 2019, and came out with its listing of the top 150 games. Five Buffalo games made the list (all wins); while we might not necessarily agree as in our opinion, the "Fifth Down" game could have been bumped for the 62-36 win over Nebraska in 2001, or the 21-21 tie with Oklahoma in 1952 (the Sooners' only blemish in Big 7 play). Five out 150 is not too bad; those games:

No. 21	Ann Arbor	Sept. 24, 1994	#7 Colorado 27, #4 Michigan 26
No. 64	Miami	Jan. 1, 1991	#1 Colorado 10, #5 Notre Dame 9 (Orange Bowl)
No. 87	Columbia	Oct. 6, 1990	#2 Colorado 33, Missouri 31
No. 123	Irving	Dec. 1, 2001	#9 Colorado 39, #3 Texas 37 (Big 12 Championship)
No. 130	Boulder	Nov. 4, 1989	#2 Colorado 27, #3 Nebraska 21

Number one on the list? The true game of the century, Nov. 25, 1971, #1 Nebraska 35, #2 Oklahoma 31 in Norman, Okla.

AND OF THE TOP 150 COACHES ... CU had two on their list:

No. 87 Fred Folsom 107-28-6 (Colorado: 1895-1902 and 1908-15; 78-23-2, Dartmouth: 1903-06; 29-5-4)

Folsom enjoyed four unbeaten seasons at Colorado, including three straight from 1909-11, part of a 21-game winning streak over five seasons. That was his second tenure with the Buffs; Folsom retired from coaching in 1915 at age 42, but he continued teaching in the law school until 1943.

No. 144 Bill McCartney 93-55-2 (all at Colorado, 1982-94)

McCartney won seven games in his first three years at Colorado and never had a losing season again. The all-time leader in wins at the school, he won three conference championships, won the school's only national championship (in 1990) and played for the national championship in 1989. McCartney coached 1994 Heisman Trophy winner Rashaan Salaam and was inducted into the College Football Hall of Fame in 2013.

AND OF THE TOP 150 PLAYERS ... Just one Buffalo, surprisingly (was hoping for two or three (e.g. QB Darian Hagan, TB Rashaan Salaam):

No. 116 Byron "Whizzer" White (RB, Colorado, 1935-37; Rushing yards: 1,864 | Total offense: 2,538 yards | Touchdowns: 24)

White excelled on the field and in the classroom at Colorado. In 1937, the Heisman runner-up led the nation in four major statistical categories: scoring, rushing, total offense and all-purpose yards. White's record-setting 246 all-purpose yards per game stood until Barry Sanders broke the mark in 1988. White was a Phi Beta Kappa scholar and first in his class at Colorado (180 hours of A, six of B). He became a Rhodes Scholar and was No. 1 in his class at Yale. White won two Bronze Stars in Pacific combat in World War II and in 1962, President John F. Kennedy appointed him to the U.S. Supreme Court, the youngest man at the time (44 years old) to be named to the nation's highest court (approved by a voice vote).

MONTHLY TAB

Dating back to 1989, Colorado is **72-48** in its last **120** September games, and **61-68-2** in their last **131** October games. The Buffs **77-63-1** in their last **141** November games (**71-46** against all-comers aside from Nebraska, going 6-16-1 against NU in turkey month, and **70-25** against unranked teams since 1985). The Buffs are **13-20** all-time in the month of December (**5-8** in regular season games) and are **4-3-1** in August games in its history.

TRUE FRESHMAN O-LINE STARTERS

It's pretty rare when a true freshman starts on the offensive line; in fact, in Colorado history current true frosh **G/C Van Wells** became just the 13th player to do so when he started for the first time against Oregon State. Those 13 players have combined to make a total of **52** starts; no true freshman has started the entire season on the O-line. As the late great Keith Jackson would say, here's a list of CU's "big uglies" who have started games on the line (total number of starts in last column):

Player	Pos.	First Start	Opponent	Total	Player	Pos.	First Start	Opponent	Total
Leon White	OG	Nov. 10, 1973	at Kansas	3	Kai Maiva	OG	Sept. 29, 2007	OKLAHOMA	8
Guy Thurston	OG	Nov. 10, 1979	OKLAHOMA STATE	3	Ryan Miller	OT	Oct. 13, 2007	at Kansas	6
Eric Coyle	OG	Oct. 30, 1982	OKLAHOMA	4	Max Tuioti-Mariner	OG	Sept. 6, 2008	EASTERN WASHINGTON	2
Clint Moore	OG	Sept. 7, 1991	*WYOMING	3	Alex Lewis	OT	Sept. 17, 2011	Colorado State (Denver)	1^
Dolyn Jackson	OG	Sept. 21, 1991	MINNESOTA	8	Frank Phillip	OT	Oct. 27, 2018	OREGON STATE	2
Marwan Hage	OG	Oct. 21, 2000	at Kansas	2	Van Wells	OG/C	Sept. 17, 2022	at Minnesota	5
Brian Daniels	OG	Sept. 20, 2003	at Florida State	9	(*—season opener; ^—started two other games at tight end)				

COLD WEATHER GAMES

With the 2020 season commencing on Nov. 7 and seven games on the revised schedule, chances were the Buffaloes would play in at least one game that would crack the school's coldest list in its history. And that's exactly what happened, as the Dec. 12 home game against Utah saw a 23 degree temperature at kickoff (which was the same temp at game's end), with a wind chill of 19 degrees. It snowed all day into the night on Friday, subsiding in the wee hours. Here's a list of a sub-30 degree weather at kickoff in CU annals (the Buffs are **14-9-1** all-time, including a **12-3-1** mark at home, when the thermometer doesn't crack 30):

COLORADO'S COLDEST GAMES (*—night game)

Date	Opponent	Result	Temperature (WC)/Conditions	Date	Opponent	Result	Temperature (WC)/Conditions
Nov. 11, 1911	COLORADO A&M	W 31- 0	7 (-1) / snow flurries	Nov. 23, 2007	NEBRASKA	W 65-51	24 (13) / cloudy
Nov. 21, 1931	COLORADO COLLEGE	W 17- 7	10 (7) / light snow	Nov. 15, 1997	at Kansas State	L 20-37	25 (6) / cloudy & windy
Nov. 2, 1991	*NEBRASKA	T 19-19	12 (-8) / cloudy	Nov. 28, 2015	at Utah	L 14-20	26 (21) / snow flurries
Nov. 23, 1918	at Denver	L 0- 6	15 (15) / cloudy	Nov. 7, 1936	UTAH	W 31- 7	27 (23) / cloudy
Nov. 16, 1996	*KANSAS STATE	W 12- 0	16 (-3) / snow flurries	Nov. 7, 1936	UTAH	W 31- 7	27 (23) / cloudy
Nov. 23, 1991	at Iowa State	W 17-14	17 (-8) / blizzard conditions	Nov. 22, 1958	at Utah	W 7- 0	28 (11) / snowy & windy
Nov. 2, 1935	COLORADO COLLEGE	W 23- 0	18 (14) / cloudy	Nov. 13, 1976	KANSAS	W 40-17	28 (19) / overcast, light fog
Nov. 14, 1959	at Nebraska	L 12-14	19 (-1) / cloudy & windy	Nov. 30, 2019	*at Utah	L 15-45	28 (23) / partly cloudy
Nov. 11, 2000	IOWA STATE	L 27-35	19 (2) / snowfall throughout	Nov. 23, 2013	SOUTHERN CAL	L 29-47	29 (29) / partly cloudy
Dec. 12, 2020	UTAH	L 21-38	23 (19) / cloudy, snow on field	(four others at 29 degrees: Mines 1919 (W), UNC 1926 (W), CC 1929 (W) & 1931 (W))			
Nov. 23, 1985	KANSAS STATE	W 30- 0	24 (13) / sunny & windy				

**COLORADO BY THE NUMBERS: ALL-TIME HISTORIC**

- 9-9** Colorado's record in overtime games (last: **1-0** in 2022, two straight wins);
- 10** The number of Buffaloes enshrined in the College Football Hall of Fame (nine players: Byron White, Joe Romig, Dick Anderson, Bobby Anderson, Alfred Williams, John Wooten, Herb Orvis, Michael Westbrook and Rashaan Salaam this December); and one coach: Bill McCartney).
- 16** The number of career interceptions by CU's all-time leader, **S John Stearns** (1970-72).
- 16** The number of consecutive years CU was ranked at least once in the AP poll (1988-2003; tied for the 31st longest all-time).
- 20-4** Colorado's record in games since 1972 when not committing a turnover or allowing a quarterback sack (**1-0** in 2021).
- 26** All-time CU conference titles (tied for 11th nationally: OU 50, NU 46, Michigan 43, Ohio St. 39, USC 37, Tulsa 35, Alabama 33, Texas 30, Fresno St. 30, Utah 27).
- 29** The number of national championships CU has won in its athletic history: 20 skiing, 8 cross country (5 men's/3 women's), 1 football.
- 30** The number of tackles by **LB Jeff Geiser** against Kansas State on Nov. 24, 1973, CU's single game record (5 solo, 25 assists).
- 30** The number of states CU has played a football game in with the most recent addition of Massachusetts in 2014.
- 35** The number of career quarterback sacks by CU's all-time leader, **OLB Alfred Williams** (1987-90).
- 36-1-1** Colorado's all-time record when rushing for 300-plus yards in a game (last: **407** at Arizona in 2020).
- 38-11** Colorado's record in games in its history when it has had a 100-yard rusher and a 100-yard receiver in the same game.
- 42-30** Colorado's all-time record in games decided by one (27-17) or two (15-13) points.
- 56** The number of all-time players who have rushed for 1,000 or more yards in a CU uniform (seventh in the NCAA).
- 60** The length of the school record field goal **PK Mason Crosby** made against Iowa State in 2004.
- 62-36** The final score of CU's 2001 win over BCS No. 1 Nebraska, which earned the Buffs the Big 12 North title.
- 64** The length of the pass from **QB Kordell Stewart** to **WR Michael Westbrook** (via **WR Blake Anderson** tip), known as "The Catch" at Michigan.
- 67** The length of **TB Charlie Davis'** TD run against Oklahoma State on Nov. 13, 1971, one that put him over the 1,000-yard mark for the season.
- 67** The length of **TB Rashaan Salaam's** TD run against Iowa State on Nov. 19, 1994, one that put him over the 2,000-yard mark for the season.
- 70-25** Colorado's record in games against unranked teams in the month of November, dating back to 1985.
- 70** The number of wins Colorado has over teams ranked in the Associated Press weekly polls (23rd most all-time; **47** since 1989, 20th most).
- 72** The number of yards that 64-yard pass in Ann Arbor was in the air, thrown from the CU 32 to four yards deep in the end zone to rally CU to a 27-26 win.
- 76.2** The conversion rate by the Buffaloes on 3rd-&-1 since 1984 (**586 of 769**; highlighted by 30-of-30 in 1989).
- 78-15-4** Colorado's record in games from 1989-96, the nation's fourth best overall record in the nation during that time frame.
- 93** The number of wins by Bill McCartney, CU's all-time winningest coach (93-55-5, 1982-94).
- 198, 6** The number of rushing yards and touchdowns, respectively, by **TB Chris Brown** against Nebraska on Nov. 23, 2001 in CU's 62-36 win.
- 238-9** Colorado's all-time record in games when it has scored 35 or more points (**331-29-1** with 30 or more points, with **125-2** with 43 or more).
- 242** The number of consecutive games Colorado scored in between 1988 and 2008, at the time the ninth-longest all-time in Division I football.
- 246** The number of players from CU who have played in the National Football League, a top 20 figure nationally.
- 284** The number of receiving yards by **WR Paul Richardson** (vs. California, Sept. 10, 2011), breaking the old mark of **222** first set by **WR Walter Stanley** (vs. Texas Tech, Sept. 12, 1981) and then matched by **WR Rae Carruth** (at Missouri, Nov. 2, 1996).
- 294** The number of career receptions by CU's all-time reception leader, **WR Nelson Spruce** (2012-15).
- 305** The number of times Colorado has been ranked in the Associated Press weekly poll (26th most all-time).
- 307** The number of career points by CU's all-time scoring leader, **PK Mason Crosby** (2003-06).
- 313** The number of national or regional regular season games CU has had on television since 1990, one of the top 10 figures in the nation.
- 325** The number of wins Colorado has at Folsom Field since it opened on Oct. 1, 1924 (**516** games: **324-182-10**).
- 342** The number of rushing yards by **TB Charlie Davis** against Oklahoma State on Nov. 13, 1971, CU's single-game rushing record.
- 362** The number of all-purpose yards by **TB Rashaan Salaam** at Texas on Oct. 1, 1994, CU's single-game record (317 rushing, 45 receiving).
- 365** The number of times that CU's live buffalo mascot **Ralphie** has led the team out on to the field (1967-present; **7** times for **Ralphie VI**).
- 414** The number of home wins Colorado has in its history (combined between campus fields, Gamble Field and Folsom Field).
- 465** The number of passing yards by **QB Mike Moschetti** against San Jose State on Sept. 11, 1999, CU's single-game passing record.
- 486** The number of games announcer **Larry Zimmer** called on the radio for the Buffaloes, the most by anyone in CU history (retired after 2015).
- 493** The number of career tackles by CU's all-time leading tackler, **ILB Barry Remington** (1982-86).
- 533** The number of passing yards against Northeast Louisiana on Sept. 16, 1995, CU's single-game record.
- 551** The number of rushing yards at Arizona on Oct. 11, 1958, CU's single-game record.
- 719** The number of wins Colorado has in its history (26th most all-time).
- 767** The number of yards of total offense against San Jose State on Sept. 11, 1999, CU's single-game record.-
- 804** The number of conference games CU has played in its history (**433-345-25**);
- 1,149** The number of receiving yards by **WR Charles Johnson** in 1992, CU's single-season record.
- 1,286** The number of games Colorado has played in its history (132 seasons of intercollegiate football).
- 2,055** The number of rushing yards **TB Rashaan Salaam** had in 1994 (the fourth at the time with a 2,000-yard season), on his way to the Heisman.
- 3,156** The number of passing yards by **QB Koy Detmer** in 1996, CU's single-season record.
- 3,347** The number of career yards by CU's all-time receiving leader, **WR Nelson Spruce** (2012-15).
- 3,940** The number of career yards by CU's all-time rushing leader, **TB Eric Bieniemy** (1987-90).
- 5,345** The elevation in feet of CU's Folsom Field (field level), the third highest stadium elevation in the FBS (behind Wyoming and Air Force).
- 9,649** The number of career passing yards by CU's all-time passing leader, **QB Steven Montez** (2016-19).
- 10,609** The number of career yards by CU's all-time total offense leader, **QB Steven Montez** (2016-19).

**300+AT FOLSOM**

Colorado is **325-183-10** in 99 seasons playing its home games at Folsom Field (**518** in all). The first game at Folsom was Oct. 11, 1924 (*then known as Colorado Stadium, built at a cost of \$75,000*). Previously, CU was **60-14-6** at Gamble Field and **28-8** on other grass fields of campus; the Buffs are **414-205-16** all-time at home. The 2016 season marked CU's first winning one at home in six years, as the Buffaloes went **6-0**; Colorado's last winning record at home had been in 2010 (with a 4-2 mark); it was CU's first undefeated season at home since 1994, when the Buffs went 6-0 in the late Rashaan Salaam's Heisman Trophy winning year. Over the 2011-12 seasons, CU was just 1-10 in Boulder before going 3-3 in Folsom in Mike MacIntyre's first season; the Buffs pulled even at home under "Mac" with the 6-0 mark in 2016 and finished **18-17** at Folsom in his tenure. CU was **6-5** at home under Karl Dorrell.

RANKED "UNDEFEATEDS" FALL AT FOLSOM

Twelve ranked, undefeated teams have lost their "0" in the loss column at Folsom Field since 1989. The last was No. 25 Nebraska in 2019 (though the Huskers were just 1-0) and left with a 34-31 overtime loss. Otherwise, next was No. 17 Kansas (5-0) in 2009 who lost 34-30. In 2007, Oklahoma (4-0) rolled in ranked No. 3 and left with a 27-24 setback; in 2002, Kansas State came to Boulder ranked No. 13 at 4-0 and lost, 35-31. Two bit the dust in 2001: Nebraska (11-0, No. 1 in the BCS and No. 2 in the polls) fell 62-36 game to the Buffs, as did Texas A & M (5-0, No. 20), 31-21. In 1998, No. 22 Texas Tech (6-0) lost 19-17; in 1995, No. 3 Texas A&M (2-0) lost, 29-21; in 1994, No. 10 Wisconsin (2-0) was crushed, 55-17; and in 1990, No. 12 Washington (3-0) left a 20-14 loser. In 1989, No. 10 Illinois (2-0) lost 38-7 and No. 3 Nebraska (8-0) fell, 27-21. (*Not included is a 43-10 win over No. 23-FCS Charleston Southern in 2013, which came to Boulder with a 7-0 mark.*)

THE PRIMO TWENTY-FOUR

Colorado is one of just **24** schools in I-A/FBS history to be able to make the claim of winning (or sharing) a national championship and also having a Heisman Trophy winner. The criteria for national championship consideration included those crowned by the *Associated Press*, the coaches, the BCS and the CFP; 30 total schools at one point in the past have been able to claim the throne. This prestigious short list (Alabama is the latest to join, doing so in 2009):

School	National Championships	Heisman Trophies	School	National Championships	Heisman Trophies
Alabama	1961-64-65-73-78-79-92-09-11-12-15-17-20	2009-15-20-21	Nebraska	1970-71-94-95-97	1972-83-2001
Army	1944-45	1945-46-58	Notre Dame	1943-46-47-49-66-73-77-88	1943-47-49-53-56-64-87
Auburn	1957-2010	1971-85-2010	Ohio State	1942-54-57-68-2002	1944-50-55-74-75-95-2006
Brigham Young	1984	1990	Oklahoma	1950-55-56-74-75-85-2000	1952-69-78-2003-08-17-18
Colorado	1990	1994	Penn State	1982-86	1973
Florida	1996-2006-08	1966-96-2007	Pittsburgh	1937-76	1976
Florida State	1993-99-2013	1993-2000-13	Syracuse	1959	1961
Georgia	1980	1942-82	Texas	1963-69-70-2005	1977-98
Louisiana State	1958-2003-19	1959-2019	Texas A & M	1939	1957-2012
Miami, Fla.	1983-87-89-91-2001	1986-92	TCU	1938	1938
Michigan	1948-97	1940-91-97	UCLA	1954	1967
Minnesota	1936-40-60	1941	USC	1962-67-72-74-78-2003-04	1965-68-79-81-2002-04-05

Schools with national championships and no Heisman winner are Michigan State (2), Tennessee (2) and Clemson, Georgia Tech, Maryland and Washington (all 1).

THE BUFFS & COLLEGE FOOTBALL HARDWARE

Colorado is in an elite group when it comes to claiming college football's prestigious trophies dating back to the 1990 season. A proliferation of awards has emerged since the late 1980s, and the Buffs are near the top of the list when it comes to collecting these statues. CU has had nine different players win 11 trophies over the last 22 seasons (1990-2021), tied for the 16th most nationally when it comes to trophies (and tied for 15th in the number of *different* players who have been honored). The below postseason "hardware" count includes the Heisman Trophy and the Lombardi, Maxwell, Walter Camp, Butkus, Thorpe, O'Brien, Unitas, Groza, Biletnikoff, Doak Walker, Nagurski, Bednarik, Mackey, Campbell, Tatupu (defunct), Ray Guy, Rimington, Lott, Hendricks, Hornung, Mayo/Comeback, Bullsworth (player awards only)—no "fad" awards around for a year or two, and no Disney Spirit, Orange Bowl Courage, Wuerffel, Witten, etc. awards). The list of schools that have had winners between 1990 and 2021:

School	Players	Trophies	School	Players	Trophies	School	Players	Trophies	School	Players	Trophies
Alabama	30	46	Stanford	7	10	Washington	4	5	Virginia Tech	2	3
Oklahoma	17	28	Oregon	6	10	Arizona State	3	5	Tulsa	1	3
Ohio State	17	28	Pittsburgh	6	10	Baylor	3	5	Cincinnati	2	2
Texas	14	25	UCLA	8	9	Brigham Young	2	5	Colorado State	2	2
Florida State	13	23	Arizona	6	9	Northwestern	2	5	Houston	2	2
Michigan	12	23	Texas A&M	7	8	Kansas State	4	4	Marshall	2	2
Louisiana State	12	20	Kentucky	6	8	Memphis	4	4	Missouri	2	2
Miami, Fla.	11	19	Auburn	5	8	Virginia	4	4	Rutgers	2	2
Penn State	11	19	Louisville	5	8	Oregon State	4	4	Tulane	2	2
Florida	10	19	Arkansas	5	7	Purdue	4	4	Wake Forest	2	2
Wisconsin	13	16	Tennessee	4	7	Minnesota	3	4	West Virginia	2	2
Nebraska	11	16	Oklahoma State	6	6	Mississippi	3	4	North Carolina	1	2
Notre Dame	9	16	Michigan State	5	6	N.C. State	3	4	Temple	1	2
Georgia	11	15	TCU	5	6	California	3	3	Air Force	1	1
USC	8	13	Boston College	3	6	Illinois	3	3	Army	1	1
Iowa	11	11	Georgia Tech	5	5	Washington State	3	3	Coastal Carolina	1	1
COLORADO	9	11	Texas Tech	5	5	Louisiana Tech	2	3	Duke	1	1
Clemson	9	11	Utah	5	5	Maryland	2	3	East Carolina	1	1

ALL-TIME CONSENSUS ALL-AMERICANS

Through the 2021, Colorado is tied for 24th all-time with **31** consensus All-America selections among FBS schools, the fourth-most among Pac-12 schools (per NCAA guidelines: players need to be named first-team on at least two of the five organizations the NCAA recognizes: AFCA, AP, FWAA, Walter Camp and *The Sporting News*). The top 25: Notre Dame 106, Ohio State 90, Michigan 85, Alabama 83, Oklahoma 82, USC 82, Texas 61, Nebraska 54, Pittsburgh 54, Florida State 45, Penn State 43, UCLA 41, Tennessee 40, Army 37, Georgia 37, Stanford 37, LSU 36, Miami-Fla. 36, Minnesota 34, Florida 33, Texas A&M 33, Michigan State 32, Wisconsin 32, **Colorado 31**, Clemson 31, Auburn 31, Iowa 30 (rest of Pac-12: 28. California 29; 32. Washington 23; 38. Arizona State 18; 41. Arizona 16; 55. Utah 10; 58. Oregon, Oregon State & Washington State 8).



2022 OPPONENT SCHEDULES & RESULTS

TCU (7-0)

38	at Colorado	13
59	TARLETON	17
42	at SMU	34
55	● OKLAHOMA	24
38	● at Kansas	31
43	● OKLAHOMA STATE (20T)	40
38	● KANSAS STATE	28
O 29	● at West Virginia	
N 5	● TEXAS TECH	
N 12	● at Texas	
N 19	● at Baylor	
N 26	● IOWA STATE	

UCLA (6-1)

45	BOWLING GREEN	17
45	ALABAMA STATE	7
32	SOUTH ALABAMA	21
45	◆ at Colorado	17
40	◆ WASHINGTON	32
42	◆ UTAH	32
30	◆ at Oregon	45
O 29	◆ STANFORD	
N 5	◆ at Arizona State	
N 12	◆ ARIZONA	
N 19	◆ SOUTHERN CALIFORNIA	
N 25	◆ at California	

OREGON STATE (6-2)

34	BOISE STATE	17
35	at Fresno State	32
68	Montana State (at Portland)	28
14	◆ SOUTHERN CALIFORNIA	17
16	◆ at Utah	42
28	◆ at Stanford	27
24	◆ WASHINGTON STATE	10
42	◆ COLORADO	9
N 4	◆ at Washington	
N 12	◆ CALIFORNIA	
N 19	◆ at Arizona State	
N 26	◆ OREGON	

SOUTHERN CAL (6-1)

66	RICE	14
41	◆ at Stanford	28
45	FRESNO STATE	17
17	◆ at Oregon State	14
42	◆ ARIZONA STATE	25
30	◆ WASHINGTON STATE	14
42	◆ at Utah	43
O 29	◆ at Arizona	
N 5	◆ CALIFORNIA	
N 11	◆ COLORADO	
N 19	◆ at UCLA	
N 26	NOTRE DAME	

AIR FORCE (5-3)

48	NORTHERN IOWA	17
41	COLORADO	10
14	□ at Wyoming	17
48	□ NEVADA	20
13	NAVY	10
27	□ at Utah State	34
42	□ at Nevada-Las Vegas	7
14	□ BOISE STATE	19
N 5	Army (at Arlington)	
N 12	□ NEW MEXICO	
N 19	□ COLORADO STATE	
N 26	□ at San Diego State	

ARIZONA (3-4)

38	at San Diego State	20
17	MISSISSIPPI STATE	39
31	NORTH DAKOTA STATE	28
31	◆ at California	49
43	◆ COLORADO	20
22	◆ OREGON	49
39	◆ at Washington	49
O 29	◆ SOUTHERN CALIFORNIA	
N 5	◆ at Utah	
N 12	◆ at UCLA	
N 19	◆ WASHINGTON STATE	
N 25	◆ ARIZONA STATE	

ARIZONA STATE (2-5)

40	NORTHERN ARIZONA	3
17	at Oklahoma State	34
21	EASTERN MICHIGAN	30
13	◆ UTAH	34
25	◆ at Southern California	42
45	◆ WASHINGTON	38
14	◆ at Stanford	15
O 29	◆ at Colorado	
N 5	◆ UCLA	
N 12	◆ at Washington State	
N 19	◆ OREGON STATE	
N 26	◆ at Arizona State	

WASHINGTON (6-2)

45	KENT STATE	20
52	PORTLAND STATE	6
39	MICHIGAN STATE	28
40	◆ STANFORD	22
32	◆ at UCLA	40
38	◆ at Arizona State	45
49	◆ ARIZONA	39
28	◆ at California	21
N 4	◆ OREGON STATE	
N 12	◆ at Oregon	
N 19	◆ COLORADO	
N 26	◆ at Washington State	

MINNESOTA (4-3)

38	NEW MEXICO STATE	0
62	WESTERN ILLINOIS	10
49	COLORADO	7
34	◆ at Michigan State	7
10	◆ PURDUE	20
14	◆ at Illinois	26
17	◆ at Penn State	45
O 29	◆ RUTGERS	
N 5	◆ at Nebraska	
N 12	◆ NORTHWESTERN	
N 19	◆ IOWA	
N 26	◆ at Wisconsin	

CALIFORNIA (3-4)

34	UC DAVIS	13
20	NEVADA-LAS VEGAS	14
17	at Notre Dame	24
49	◆ ARIZONA	31
9	◆ at Washington State	28
13	◆ at Colorado (OT)	20
21	◆ WASHINGTON	28
O 29	◆ OREGON	
N 5	◆ at Southern California	
N 12	◆ at Oregon State	
N 19	◆ STANFORD	
N 25	◆ UCLA	

OREGON (6-1)

3	Georgia (at Atlanta)	49
70	EASTERN WASHINGTON	14
41	BRIGHAM YOUNG	20
44	◆ at Washington State	41
45	◆ STANFORD	27
49	◆ at Arizona	22
45	◆ UCLA	30
O 29	◆ at California	
N 5	◆ at Colorado	
N 12	◆ WASHINGTON	
N 19	◆ UTAH	
N 26	◆ at Oregon State	

UTAH (5-2)

26	at Florida	29
73	SOUTHERN UTAH	7
35	SAN DIEGO STATE	7
34	◆ at Arizona State	13
42	◆ OREGON STATE	16
32	◆ at UCLA	42
43	◆ SOUTHERN CALIFORNIA	42
O 27	◆ at Washington State	
N 5	◆ ARIZONA	
N 12	◆ STANFORD	
N 19	◆ at Oregon	
N 26	◆ at Colorado	

KEY: ◆—Pac-12 Conference game; ●—Big 12 Conference game; □—Mountain West conference game; ◆—Big Ten Conference game.

OPPONENTS & 2022 SCHEDULE TIDBITS

The 12 opponents on the 2022 Colorado schedule combined for an **81-71** record in the 2021 season (a 53.3 winning percentage); CU played seven bowl teams (that combined for a 60-31 mark); three teams won 10 games (AFA, Oregon, Utah), Minnesota won nine and two won eight.



- The season opener was on a weeknight for the eighth time in nine years the Buffaloes (2014, 2016, 2017, 2018 and 2019 in Denver, 2015 in Honolulu, and now 2021 and 2022 in Boulder); the Buffs opened the 2013 season on a Sunday and only 2020 on a Saturday.
- With road games at Air Force and Minnesota, it was just the 15th time since 1971 when schedules went to 11-game regular seasons that the Buffaloes had two true non-league road games (not including neutral sites). Previous years: 1971 (2-0), 1972 (2-0), 1973 (1-1), 1974 (0-2), 1976 (1-1), 1980 (0-2), 1984 (0-2), 1976 (0-2), 1988 (2-0), 1990 (1-1), 1992 (2-0), 1994 (2-0), 2009 (0-2) and 2011 (0-2).
- The first-ever meeting with TCU was also the first visit to Boulder by a current Big 12 conference team since Kansas State on Nov. 20, 2010.
- The road game at Minnesota was CU's first at a Big Ten school since 2018 (33-28 win at Nebraska); that followed a 2016 visit to Michigan (a 45-28 loss).
- Only California has a bye before playing the Buffaloes in 2022 (on Oct. 8); CU has its in-season bye on the same day.
- CU is 5-7 overall in Pac-12 openers (2-5 at home; 2-1 vs. UCLA); both wins have come against the Bruins, CU's conference opener again in 2022.
- **Friday Night Lights.** The Buffaloes play on a Friday night at least once for the eighth time in nine years (twice this fall); a 2020 Friday game versus Utah was moved to the next day. CU is 19-27 all-time on Fridays (9-11 night; CU is 6-8 on Friday nights since joining the Pac-12, 1-7 in league games).
- With two Friday night affairs, Colorado will have at least one regular season game on a non-Saturday for the 26th time over the last 27 seasons; the only exception was in the abbreviated 2020 campaign. The Buffs had played the Friday after Thanksgiving from 1996 through 2012, a span of 17 seasons (Nebraska 1995-2010, Utah 2011-12). But starting in 2013, the game with the Utes was passed on by the Pac-12's television partners for Friday airing until FOX showed the 2021 contest.
- Colorado is scheduled to travel approximately **8,990** ground and air miles round-trip for its non-Boulder games in 2022: Air Force (Colorado Springs, 170); Minnesota (Minneapolis, 1,480), Arizona (Tucson, 1,340), Oregon State (Corvallis, 2,010), USC (Los Angeles, 1,790) and Washington (Seattle, 2,200).
- In Pac-12 play, Colorado will miss Stanford and Washington State a second straight year; they return for 2023-24 when Cal and Washington come off.
- CU won't play a game in an NFL stadium for just the third time since 2009 (44 previous games with a 21-22-1 record; 16-10 in current NFL venues, including 12-5 at Empower Field in Denver).
- The 2020 game canceled at Colorado State was the last in an 11-game series renegotiated and signed in December 2009; the schools will resume the series in 2023-24 (Sept. 16 in Boulder and Sept. 14 in Fort Collins), and in March 2021 signed a six-year series to continue what has become known as the Rocky Mountain Showdown. Those games are set for 2029-30, 2033-34 and 2037-38. The two had played every year since 1995 and 31 times dating back to 1983.



2022 PAC-12 COMPOSITE SCHEDULE & RESULTS

Week One (Sept. 3)

(Sept. 1) ARIZONA STATE 40, Northern Arizona 3	P12N
(Sept. 2) TCU 38, COLORADO 13	ESPN
Arizona 38, SAN DIEGO STATE 20	CBS
CALIFORNIA 34, UC Davis 13	P12BA
FLORIDA 29, Utah 26	ESPN
Georgia 49, Oregon 3 (at Atlanta)	ABC
OREGON STATE 34, Boise State 17	ESPN
SOUTHERN CALIFORNIA 66, Rice 14	P12N
STANFORD 41, Colgate 10	P12BA
UCLA 45, Bowling Green 17	P12N
WASHINGTON 45, Kent State 20	FS-1
WASHINGTON STATE 24, Idaho 17	P12N

Week Two (Sept. 10)

AIR FORCE 41, Colorado 10	CBS
*Southern California 41, STANFORD 28	ABC
CALIFORNIA 20, Nevada-Las Vegas 14	P12BA
Mississippi State 39, ARIZONA 17	FS-1
OKLAHOMA STATE 34, Arizona State 17	ESPN2
OREGON 70, Eastern Washington 14	P12N
Oregon State 35, FRESNO STATE 32	CBS-SN
UCLA 45, Alabama State 7	P12N
UTAH 73, Southern Utah 7	P12N
WASHINGTON 52, Portland State 6	P12W
Washington State 17, WISCONSIN 14	FOX

Week Three (Sept. 17)

MINNESOTA 49, Colorado 7	ESPN2
ARIZONA 31, North Dakota State 28	FS-1
Eastern Michigan 30, ARIZONA STATE 21	P12N
NOTRE DAME 24, California 17	NBC
OREGON 41, BYU 20	FOX
OREGON STATE 68, Montana St. 28 (at Portland)	P12N
SOUTHERN CALIFORNIA 45, Fresno State 17	FOX
UCLA 32, South Alabama 21	P12N
UTAH 35, San Diego State 7	ESPN2
WASHINGTON 39, Michigan State 28	ABC
WASHINGTON STATE 38, Colorado State 7	P12N

Week Four (Sept. 24)

*UCLA 45, COLORADO 17	P12N
*CALIFORNIA 49, Arizona 31	P12N
*Oregon 44, WASHINGTON STATE 41	FOX
*Southern California 17, OREGON STATE 14	P12N
*WASHINGTON 40, Stanford 22	FS-1
*Utah 34, ARIZONA STATE 13	ESPN

Week Five (Oct. 1)

(Sept. 30) *UCLA 40, Washington 32	ESPN
*ARIZONA 43, Colorado 20	P12N
*OREGON 45, Stanford 27	FS-1
*SOUTHERN CALIFORNIA 42, Arizona State 25	ESPN
*UTAH 42, Oregon State 16	P12N
*WASHINGTON STATE 28, California 9	P12N

Week Six (Oct. 8)

ARIZONA STATE 45, Washington 38	P12N
*Oregon 49, ARIZONA 22	P12N
*Oregon State 28, STANFORD 27	ESPN
*SOUTHERN CALIFORNIA 30, Washington St. 14	FOX
*UCLA 42, Utah 32	FOX

Week Seven (Oct. 15)

*COLORADO 20, California 13 (OT)	P12N
*OREGON STATE 24, Washington State 10	P12N
*UTAH 43, Southern California 42	FOX
*WASHINGTON 49, Arizona 39	P12N
Stanford 16, NOTRE DAME 14	NBC

Week Eight (Oct. 22)

*OREGON STATE 42, Colorado 9	P12N
*OREGON 45, UCLA 30	FOX
*STANFORD 15, Arizona State 14	P12N
*Washington 28, CALIFORNIA 21	ESPN

Week Nine (Oct. 29)

(Oct. 27) *Utah at Washington State, 8:00p	FS-1
*Arizona State at Colorado, 5:30p	ESPN2
*Oregon at California, 1:30p	FS-1
*Southern California at Arizona, 5:00p	P12N
*Stanford at UCLA, 8:30p	ESPN

Week Ten (Nov. 5)

(Nov. 4) *Oregon State at Washington, 8:30p	ESPN2
*Washington State at Stanford, 1:30p	P12N
*California at Southern California, 8:30p	ESPN
*Oregon at Colorado	TBA
*Arizona at Utah	TBA
*UCLA at Arizona State	TBA

Week Eleven (Nov. 12)

(Nov. 11) *Colorado at Southern California, 7:30p	FS-1
*Arizona at UCLA	TBA
*Arizona State at Washington State	TBA
*California at Oregon State	TBA
*Stanford at Utah	TBA
*Washington at Oregon	TBA

Week Twelve (Nov. 19)

*Colorado at Washington	TBA
*Oregon State at Arizona State	TBA
*Southern California at UCLA	TBA
*Stanford at California	TBA
*Utah at Oregon	TBA
*Washington State at Arizona	TBA

Week Thirteen (Nov. 26)

(Nov. 25) *Arizona State at Arizona, 1:00p	FS-1
(Nov. 25) *UCLA at California, 2:30p	FOX
(Nov. 25) *Oregon at Oregon State, TBA	ESPN/2/U
*Utah at Colorado	TBA
*Washington at Washington State	TBA
Brigham Young at Stanford	TBA
Notre Dame at Southern California	TBA

Week Fourteen (Dec. 3)

(Dec. 2) #Pac-12 Championship Game	FOX
#— at Allegiant Stadium, Las Vegas, Nev.	

All times listed are MDT/MST. *—denotes Pacific-12 Conference game. Television selections Sept. 24 and beyond are made on 12 days' notice by the Pac-12 television partners (ESPN/ABC, FOX/FOX Sports 1, Pac-12 Networks); ESPN/ABC also has an option of utilizing a 6-day selection process three times annually. With the advent of the Pac-12 Networks (National; Arizona, Bay Area, Mountain, Oregon, Southern California, Washington), all conference games and all home non-league games will again be televised in 2022 (78 in all). ABC's standard afternoon regional telecast window is at 1:30 p.m. MT in addition to a number of prime-time windows (6 p.m. MT; those games will be selected from the Pac-12, American Athletic, ACC, Big 10 or Big 12 conferences).

2022 PAC-12 CONFERENCE STANDINGS

School (AP/Coaches/FWAA)	conference-----					overall-----					Next Up-----
	W	L	Pct.	Pts	Opp	W	L	Pct.	Pts	Opp	
Oregon (#8/#8/#8).....	4	0	1.000	183	120	6	1	.857	297	203	O 29 at California
Southern California (#10/#11/#10).....	4	1	.800	172	124	6	1	.857	283	155	O 29 at Arizona
UCLA (#12/#15/#13).....	3	1	.750	157	126	6	1	.857	279	181	O 29 STANFORD
Utah (#14/#14/#15).....	3	1	.750	151	113	5	2	.714	285	156	O 27 at Washington State
Oregon State (RV/RV/--).....	3	2	.600	124	105	6	2	.750	261	182	N 4 at Washington
Washington (RV/RV/--).....	3	2	.600	187	167	6	2	.750	323	221	N 4 OREGON STATE
COLORADO.....	1	3	.250	66	143	1	6	.143	96	272	O 29 ARIZONA STATE
Arizona State.....	1	3	.250	97	129	2	5	.286	175	196	O 29 at Colorado
Washington State.....	1	3	.250	93	107	4	3	.571	172	145	O 27 UTAH
California.....	1	3	.250	92	107	3	4	.429	163	158	O 29 OREGON
Arizona.....	1	3	.250	135	167	3	4	.429	221	254	O 29 SOUTHERN CALIFORNIA
Stanford.....	1	4	.200	119	168	3	4	.429	176	192	O 29 at UCLA

BUFFS ON ESPN'S GAMEDAY

Colorado has hosted ESPN's College GameDay three times (Sept. 23, 1995 vs. Texas A&M, Oct. 28, 1995 vs. Nebraska, Sept. 14, 1996 vs. Michigan); the Buffs have been the visiting team on three occasions as well (Oct. 29, 1994 at Nebraska, Sept. 30, 1995 at Oklahoma, Sept. 13, 1997 at Michigan).

**A LOOK AT THE PAC-12 HISTORICALLY**

After the Pac-12 announced it was expanding to 12 teams in 2010 with the late spring additions of Colorado (June 10) and Utah (June 17), the divisions were announced later that year (football only): CU and Utah joined Arizona, Arizona State, Southern California and UCLA in the Pac-12 South. In 2022, divisions were done away with, and things will likely change again after USC and UCLA depart in 2024. Here's a look at the all-time records of each program as listed by the NCAA through games of October 22 (2022 records in parenthesis):

SCHOOL	Seasons	Games	W	L	T	Pct.	SCHOOL	Seasons	Games	W	L	T	Pct.
Arizona (3-4)	119	1,147	621	493	33	.558	Stanford (3-4)	116	1,198	667	482	49	.578
Arizona State (2-5)	110	1,069	634	411	24	.606	UCLA (6-1)	104	1,101	626	438	37	.585
California (3-4)	127	1,294	685	558	51	.550	Utah (5-2)	129	1,212	706	475	31	.595
Colorado (1-6)	133	1,286	719	531	36	.574	Washington (6-2)	133	1,271	756	465	50	.614
Oregon (6-1)	127	1,242	689	507	46	.572	<u>Washington State (4-3)</u>	127	1,185	564	577	45	.494
Oregon State (6-2)	126	1,225	552	623	50	.469	Totals		14,507	8081	5921	506	.574
Southern California (6-1)	129	1,277	862	361	54	.697							

ALL-TIME PAC-12 HEAD-TO-HEAD SERIES RECORDS

A look at the team versus team football histories in the Pac-12 (won-lost-tied; does not include vacated games):

School	UA	ASU	CAL	COLO	OREG	OSU	STAN	UCLA	USC	UTAH	WASH	WSU	Totals
Arizona	49-45-1	19-15-2	9-16	17-29	24-16-1	14-17	17-27-2	8-37	19-25-2	11-25-1	27-18	214-270- 9
Arizona State	45-49-1	17-18	9-3	18-20	30-15-1	18-16	15-22-1	14-25	22-11	22-16	27-16-2	237-211- 5
California	15-19-2	18-17	7-5	41-41-2	39-35	48-65-11	34-57-1	32-71-5	6-6	41-56-4	48-30-5	329-402-30
Colorado	16-9	3-9	5-7	9-14	6-7	6-6	5-13	0-15	32-33-3	7-12-1	6-7	95-132- 4
Oregon	29-17	20-18	41-41-2	14-9	67-48-10	35-50-1	32-40	22-38-2	23-12	48-60-5	51-42-7	382-375-27
Oregon State	16-24-1	15-30-1	35-39	7-6	48-67-10	27-59-3	17-43-4	12-64-4	12-12-1	35-67-4	49-55-3	273-466-31
Southern California	37-8	25-14	71-32-5	15-0	38-22-2	64-12-4	65-34-3	51-33-7	13-8	52-30-4	63-10-4	494-203-29
Stanford	17-14	16-18	65-48-11	6-6	50-35-1	59-27-3	43-47-3	34-65-3	4-6	44-45-4	40-30-1	378-341-26
UCLA	27-17-2	22-15-1	57-34-1	13-5	40-32	43-17-4	47-43-3	33-51-7	12-8	42-32-2	41-20-1	377-274-21
Utah	25-19-2	11-22	6-6	33-32-3	12-23	12-12-1	6-4	8-12	8-13	2-13	10-9	133-165- 6
Washington	25-11-1	16-22	56-41-4	12-7-1	60-48-5	67-35-4	45-44-4	32-42-2	30-52-4	13-2	73-33-6	429-337-31
Washington State	18-27	16-27-2	30-48-5	7-6	42-51-7	55-49-3	30-40-1	20-41-1	10-63-4	9-10	33-73-6	270-435-29
													3611-3611-248

FOLSOM FIELD #1

In 2017, *LawnStarter.com* ranked its top 16 College Football Stadiums with the Best Natural Scenery, and lo and behold, coming in at the top was CU's own **Folsom Field**. The top 10: 1. Folsom Field (Colorado); 2. Lavell Edwards Stadium (BYU); 3. Utah Stadium (Utah); 4. Romney Stadium (Utah State); 5. Rose Bowl (UCLA); 6. Sun Bowl (UTEP); 7. Ryan Field (Northwestern); 8. Scott Stadium (Virginia); 9. Michie Stadium (Army); 10. Kidd Brewer Stadium (Appalachian State); 11. Dowdy-Ficklen Stadium (East Carolina); 12. Dix Stadium (Kent State); 13. Memorial Stadium (California); 14. Kenan Stadium (North Carolina); 15. Memorial Stadium (Kansas); 16. Spartan Stadium (San Jose State).

The same publication ranked CU's natural grass field the third best national behind Iowa State (Jack Trice Field) and Northwestern (Ryan Field).

CU IS BLACK & GOLD, BUT FOLSOM WAS FIRST TO GO "GREEN"

The University of Colorado at Boulder established a goal to move toward zero-waste at Folsom Field during the 2008 football season and invest in local carbon-reduction projects. They anticipated recycling or composting at least 90% of the waste generated at Folsom Field and met those goals. According to U.S. Environmental Protection Agency information and other sources, Folsom Field was the first major sports stadium in the nation, professional or collegiate, to collect all materials in recycling or compost containers, eliminate trash cans and transform its materials collections systems into a zero-waste process.

U.S. NEWS & WORLD REPORT TABS BOULDER #1

In October 2020, *U.S. News & World Report* released its annual ranking of the top 150 places to live in the United States. In its summary, the publication wrote: "Snug against the foothills where the Great Plains give rise to the Rocky Mountains, Boulder is nothing if not a looker. This city reveals its spectacle at the crest of a hill on U.S. Route 36 from Denver with its iconic sandstone slabs rising from the mountains, prefaced by pine-clad mesas and cradled within the backdrop of the snow-capped Indian Peaks." Boulder received high scores for desirability, job market and quality of life (also receiving the No. 1 ranking in the latter). The top 10: 1. **Boulder**; 2. Denver; 3. Austin, Texas; 4. Colorado Springs; 5. Fort Collins, Colo.; 6. Charlotte, N.C.; 7. Des Moines, Iowa; 8. Fayetteville, Ark.; 9. Portland, Ore.; 10. San Francisco. *Other Pac-12 Metro Areas*: 13. Seattle; 29. San Jose, Calif.; 31. Salt Lake City; 53. Phoenix; 76. Eugene; 80. Salem, Ore.; 85. Spokane; 97. Los Angeles; 113. Tucson.

CU FOOTBALL REMAINS SECOND MOST POPULAR PER-GAME SELL IN STATE

The final home attendance figure for 2019 was **297,435**, an average of **49,573** for six home games. It marked the 25th straight season that Colorado football was the second largest average draw *per game* in the state behind the NFL Denver Broncos (and the 43rd time in the last 45 years). The fledgling Colorado Rockies took over the second spot the two years they played at old Mile High Stadium, averaging in the mid-to-upper 50s in 1993 and 1994. The Broncos wrestled the state's top spot away from the Buffs permanently in 1975 after first doing so in 1969, with six years of see-sawing in-between (CU had been the state attendance leader since Folsom Field was built in 1924). CU continues to have the second largest public and overall season ticket base in the state (the count for 2021 was **33,589** when adding in 13,990 student holders to 19,599 public tickets (student tickets are purchased, just at a discounted rate). In 2019, CU was again first in the state in college football attendance for the **54th** straight year, ahead of Colorado State (23,337) and Air Force (27,084; AFA was the last school top CU's figure, in 1965); 2020 not figured in due to the pandemic.

► In 2021, the Broncos averaged **76,236** per game (8 games); the Rockies averaged **32,467** for 80 homes dates in 2022.



ACTIVE COLORADO CAREER STATISTICAL CHARTS

RUSHING

Rk	Player (Seasons)	Att.	Yards	Avg.	TD
1	Eric Bieniemy (1987-90)	699	3,940	5.63	41
2	Phillip Lindsay (2014-17)	750	3,707	4.94	36
3	Rodney Stewart (2008-11)	809	3,598	4.45	25
4	Rashaan Salaam (1992-94)	486	3,057	6.29	33
5	Bobby Purify (2000-04)	595	3,016	5.07	20
10	Herchell Troutman (1994-97)	568	2,487	4.38	21
15	Kayo Lam (1933-35)	313	2,140	6.84	18
20	Carroll Hardy (1951-54)	291	1,999	6.87	23
25	William Harris (1965-67)	330	1,585	4.80	4
30	Bill Harris (1961-63)	309	1,486	4.81	10
36	Alex Fontenot (2018-22)	312	1,327	4.25	11
98	Deion Smith (2019-22)	122	503	4.12	3

PASSING

Rk	Player (Seasons)	Att-Com-Int	Pct.	Yards	TD	Rating
1	Steven Montez (2016-19)	1312-820-32	62.5	9,649	63	135.25
2	Sefo Liufau (2013-16)	1383-870-36	62.9	9,568	60	130.13
3	Cody Hawkins (2007-10)	1214-667-41	54.9	7,409	60	115.76
4	Joel Klatt (2002-05)	1095-666-33	60.8	7,375	44	124.63
5	Kordell Stewart (1991-94)	785-456-19	58.1	6,481	33	136.47
6	Tyler Hansen (2008-11)	872-505-28	57.9	5,705	35	119.69
7	Koy Detmer (1992-96)	594-350-25	58.9	5,390	40	148.95
8	Mike Moschetti (1998-99)	607-366-19	60.3	4,797	33	138.36
9	John Hessler (1994-97)	627-347-26	55.3	4,788	34	129.09
10	Steve Vogel (1981-84)	688-309-33	44.9	3,912	27	96.03
11	Darian Hagan (1988-91)	424-213-19	50.2	3,801	27	137.59
15	David Williams (1973-75)	366-198-19	54.1	2,449	13	111.64
20	Bill Solomon (1977-79)	343-168-22	49.0	2,115	13	100.47
23	Brendon Lewis (2021-22)	281-164- 3	58.9	1,632	10	116.76
45	Owen McCown (2022)	100- 57- 1	57.0	600	2	110.00
49	J.T. Shrout (2022)	96- 43- 3	44.8	507	3	93.21

TOTAL OFFENSE

Rk	Player (Seasons)	Rush	Pass	Total	TDR
1	Steven Montez (2016-19)	960	9,649	10,609	74
2	Sefo Liufau (2013-16)	941	9,568	10,509	73
3	Kordell Stewart (1991-94)	1,289	6,481	7,770	48
4	Cody Hawkins (2007-10)	-159	7,409	7,250	67
5	Joel Klatt (2002-05)	-130	7,375	7,245	47

RECEIVING (Receptions)

Rk	Player (Seasons)	No.	Yards	Avg.	TD
1	Nelson Spruce (2012-15)	294	3,347	11.4	23
2	Scotty McKnight (2007-10)	215	2,521	11.7	22
3	Shay Fields (2014-17)	190	2,552	13.4	21
4	Michael Westbrook (1991-94)	167	2,548	15.3	19
5	Paul Richardson (2010-13)	156	2,412	15.5	21
6	Phil Savoy (1994-97)	152	2,176	14.3	14
7	Bryce Bobo (2014-17)	150	1,638	10.9	10
8	Laviska Shenault (2017-19)	149	1,943	13.0	10
9	Devin Ross (2013-17)	140	1,621	11.6	9
10	Javon Green (1997-2000)	136	2,031	14.9	17
11	Rae Carruth (1992-96)	135	2,540	18.8	20
12	Derek McCoy (2000-03)	134	2,038	15.2	20
13	Charles E. Johnson (1990-93)	127	2,447	19.3	15
14	Monte Huber (1967-69)	111	1,436	12.9	5
15	Phillip Lindsay (2014-17)	110	976	8.8	3
16	*Daniel Graham (1998-2001)	106	1,543	14.6	11
17	Patrick Williams (2005-08)	104	1,070	10.3	3
18	Dusty Sprague (2004-07)	103	1,261	12.2	4
19	K.D. Nixon (2017-20)	99	1,221	12.3	7
20	*Christian Fauria (1991-94)	98	1,058	10.8	11
21	Darrin Chiaverini (1995-98)	97	1,199	12.4	6
22	D.J. Hackett (2002-03)	93	1,194	12.8	9
22	Rodney Stewart (2008-11)	93	969	10.4	0
22	*Dave Hestera (1981-83)	91	1,057	11.6	2
25	Tony Jones (2011-14)	90	558	6.2	3
35	John Minardi (1998-2001)	79	971	12.3	6
40	Brady Russell (2018-22)	66	704	10.7	3
63	Daniel Arias (2018-22)	47	733	15.6	4
74	Alex Fontenot (2018-22)	41	204	5.0	1
116	Montana Lemonious-Craig (2021-22)	25	321	12.8	3

RECEIVING (Yards)

Rk	Player (Seasons)	No.	Yards	Avg.	TD
1	Nelson Spruce (2012-15)	294	3,347	11.4	23
2	Shay Fields (2014-17)	190	2,552	13.4	21
3	Michael Westbrook (1991-94)	167	2,548	15.3	19
4	Rae Carruth (1992-96)	135	2,540	18.8	20
5	Scotty McKnight (2007-10)	215	2,521	11.7	22
6	Charles E. Johnson (1990-93)	127	2,447	19.3	15
7	Paul Richardson (2010-13)	156	2,412	15.5	21
8	Phil Savoy (1994-97)	152	2,176	14.3	14
9	Derek McCoy (2000-03)	134	2,038	15.2	20
10	Javon Green (1997-2000)	136	2,031	14.9	17
11	Laviska Shenault (2017-19)	149	1,943	13.0	10
12	Bryce Bobo (2014-17)	150	1,638	10.9	10
13	Devin Ross (2013-17)	140	1,621	11.7	9
13	*Daniel Graham (1998-2001)	106	1,543	14.6	11
15	Monte Huber (1967-69)	111	1,436	12.9	5
16	Dusty Sprague (2004-07)	103	1,261	12.2	4
17	Mike Pritchard (1987-90)	47	1,241	26.4	10
18	Marcus Stiggers (1996-99)	80	1,223	15.1	10
19	K.D. Nixon (2017-20)	99	1,221	12.3	7
20	Ron Brown (1981-85)	57	1,217	21.4	8
25	Loy Alexander (1983-85)	78	1,107	14.2	8
30	*Dave Hestera (1981-83)	91	1,057	11.6	2
35	John Minardi (1998-2001)	79	971	12.3	6
40	*J.V. Cain (1971-73)	61	873	14.3	3
45	Dimitri Stanley (2018-21)	66	734	11.1	4
46	Daniel Arias (2018-22)	47	733	15.6	4
49	Steve Gauntly (1975-77)	33	715	21.7	3
50	Kazell Pugh (1977-79)	42	709	16.9	4
51	Brady Russell (2018-22)	66	704	10.7	3
52	Lee Rouson (1981-84)	86	699	8.1	4
—	Montana Lemonious-Craig (2021-22)	25	321	12.8	3

ALL-PURPOSE YARDS

Rk	Player (Seasons)	Rush	Rec	KOR	PR	Total
1	Phillip Lindsay (2014-17)	3,707	976	1,077	0	5,760
2	Rodney Stewart (2008-11)	3,598	969	239	22	4,828
3	Eric Bieniemy (1987-90)	3,940	380	31	0	4,351
4	Hugh Charles (2004-07)	2,659	552	411	0	3,622
5	Nelson Spruce (2012-15)	2	3,347	63	180	3,592
10	Charlie Davis (1971-73)	2,958	131	75	0	3,164
25	Scotty McKnight (2007-10)	4	2,521	21	36	2,582
30	Josh Smith (2007-08)	66	838	1,276	292	2,472
40	Walter Stanley (1980-81)	399	490	1,172	138	2,199
45	Ron Brown (1981-85)	751	1,217	128	0	2,096
—	Alex Fontenot (2018-22)	1,327	204	13	0	1,544

YARDS FROM SCRIMMAGE

Rk	Player (Seasons)	Rush	Rec	Total
1	Phillip Lindsay (2014-18)	3,707	976	4,683
2	Rodney Stewart (2008-11)	3,598	969	4,567
3	Eric Bieniemy (1987-90)	3,940	380	4,320
4	Bobby Purify (2000-04)	3,016	508	3,524
5	Rashaan Salaam (1992-94)	3,057	412	3,469
10	Lee Rouson (1981-84)	2,296	699	2,995
33	Billy Waddy (1973-76)	1,537	475	2,012
—	Alex Fontenot (2018-22)	1,327	204	1,531

SCORING

Rk	Player (Seasons)	TD	2Pt	EP-EPA	FG-FGA	PTS
1	Mason Crosby (2003-06)	0	0-0	109-117	66-88	307
2	Will Oliver (2011-14)	0	0-0	129-131	50-69	279
3	Eric Bieniemy (1987-90)	42	1-1	0-0	0-0	254
4	Phillip Lindsay (2014-17)	39	0-0	0-0	0-0	234
5	Jeremy Aldrich (1996-99)	0	0-0	87-95	48-64	231
6	Bobby Anderson (1967-69)	35	1-2	0-0	0-0	212
7	Chris Brown (2001-02)	34	0-0	0-0	0-0	204
8	James Stefanou (2017-20)	0	0-0	97-98	34-49	199
9	Rashaan Salaam (1992-94)	33	0-0	0-0	0-0	198
10	Tom Field (1979-83)	0	0-0	82-86	36-55	190
55	Cole Becker (2021-22)	0	0-0	34-35	21-28	97
80	Alex Fontenot (2018-22)	12	0-0	0-0	0-0	72



ACTIVE COLORADO CAREER STATISTICAL CHARTS, CONTINUED

KICK SCORING

Rk	Player (Seasons)	EP-EPA	FG-FGA	PTS
1	Mason Crosby (2003-06)	109-117	66-88	307
2	Will Oliver (2011-14)	129-131	50-69	279
3	Jeremy Aldrich (1996-99)	87-95	48-64	231
4	James Stefanou (2017-20)	97-98	34-49	199
5	Tom Field (1979-83)	82-86	36-55	190
18	Cole Becker (2021-22)	34-35	21-27	97

PUNTING

Rk	Player (Seasons)	No.	Yards	Avg.	Long	In 20
1	Mark Mariscal (1999-2002)	99	4,632	46.79	68	25
2	Josh Watts (2020-21)	93	4,258	45.78	64	26
3	Barry Helton (1984-87)	153	6,873	44.92	68	44
4	Keith English (1985-88)	55	2,457	44.67	77	21
5	Zack Jordan (1950-52)	137	6,113	44.62	78	23
6	John Torp (2002-05)	205	9,145	44.61	72	65

KICKOFF RETURNS

Rk	Player (Seasons)	No.	Yards	Avg.	TD
1	Ben Kelly (1997-99)	64	1,798	28.1	3
2	Terrence Wheatley (2003-07)	56	1,350	24.1	0
3	Josh Smith (2007-08)	50	1,276	25.5	1
4	M.J. Nelson (1986-89)	51	1,198	23.5	0
5	Walter Stanley (1980-81)	49	1,172	23.9	1
10	Ryan Severson (2013-16)	40	872	21.8	0
15	K.D. Nixon (2017-20)	33	758	23.0	0
—	Nikko Reed (2021-22)	6	251	41.8	1

INTERCEPTIONS

Rk	Player (Seasons)	No.	Yards	Avg.	TD
1	John Stearns (1970-72)	16	339	21.2	0
2	Chris Hudson (1991-94)	15	204	13.6	2
3	Dick Anderson (1965-67)	14	151	10.8	0
3	Terrence Wheatley (2003-07)	14	154	11.0	2
5	two with	13	<i>(Tim James, Tedric Thompson)</i>		

TACKLES

Rk	Player (Position, Seasons)	UT	AT	—	TOT	TFL
1	Barry Remington (LB, 1982-86)	245	248	—	493	21- 60
2	Matt Russell (LB, 1993-96)	282	164	—	446	44-144
3	Greg Biekert (LB, 1989-92)	280	161	—	441	33- 73
4	Jordan Dizon (LB, 2004-07)	293	147	—	440	35-137
5	Nate Landman (LB, 2017-21)	285	124	—	409	41-119
5	Ted Johnson (LB, 1991-94)	253	156	—	409	21- 61
7	Rick Gamboa (2015-18)	188	200	—	388	7- 20
8	Laval Short (DL, 1976-79)	141	231	—	372	37-239
9	Chad Brown (LB, 1989-92)	242	127	—	369	38-169
10	Michael Jones (LB, 1986-89)	218	131	—	349	13- 41
—	Isaiah Lewis (DB, 2018-22)	98	34	—	132	3- 7
—	Quinn Perry (ILB, 2019-22)	89	42	—	131	5- 10

UNASSISTED TACKLES

Rk	Player (Position, Seasons)	UT
1	Jordan Dizon (LB, 2004-07)	293
2	Nate Landman (LB, 2017-21)	285
3	Matt Russell (LB, 1993-96)	282
4	Greg Biekert (LB, 1989-92)	280
5	Ted Johnson (LB, 1991-94)	253

QUARTERBACK SACKS

Rk	Player (Seasons)	No.	Yards
1	Alfred Williams (1987-90)	35	242
2	Ron Woolfork (1990-93)	33	241
3	Greg Jones (1992-96)	25	158
4	Laval Short (1976-79)	24½	192
5	Abraham Wright (2004-06)	21	151
10	Bill Brundige (1967-69)	19	151
10	Curt Koch (1984-87)	19	119
10	Leonard Renfro (1989-92)	19	97
13	Mustafa Johnson (2018-21)	17	87
14	Ryan Olson (1994-97)	16½	89
15	Carson Wells (2018-21)	15½	83
37	Terrance Lang (2018-22)	10½	64

TACKLES FOR LOSS

Rk	Player (Seasons)	No.	Yards
1	Alfred Williams (1987-90)	59	303
2	Ron Woolfork (1990-93)	53	303
3	Greg Jones (1992-96)	45	205
4	Matt Russell (1993-96)	44	144
5	Leonard Renfro (1989-92)	43	142
6	Nate Landman (2017-21)	41	119
7	Curt Koch (1984-87)	39	212
8	Chad Brown (1989-92)	38	169
8	Kanavis McGhee (1987-90)	38	163
8	Carson Wells (2018-21)	38	132
11	Laval Short (1976-79)	37	239
11	Bill Brundige (1967-69)	37	176
13	Jordon Dizon (2004-07)	35	137
14	Arthur Walker (1986-89)	34	165
14	Mustafa Johnson (2018-20)	34	136
16	Jashon Sykes (1998-2001)	33	97
16	Greg Biekert (1989-92)	33	73
18	Herb Orvis (1969-71)	32	214
18	Chidera Uzo-Diribe (2010-13)	32	171
18	George Hypolite (2005-08)	32	127

THIRD DOWN STOPS

Rk	Player, Pos. (Seasons)	No. (4th)
1	Nate Landman, ILB (2017-21)	53 (9)
2	Jordon Dizon, ILB (2004-07)	48 (7)
3	Chidobe Awuzie, CB (2013-16)	47 (4)
4	Matt Russell, ILB (1993-96)	45 (7)
5	Jimmie Gilbert, OLB (2013-16)	44 (3)
6	Chad Brown, ILB/OLB (1989-92)	42 (5)
7	Greg Biekert, ILB (1989-92)	41 (6)
7	Carson Wells, OLB (2018-21)	41 (5)

PASS DEFLECTIONS

Rk	Player (Seasons)	No.
1	Marcus Washington (1995-98)	42
2	Damen Wheeler (1996-99)	39
3	Greg Henderson (2011-14)	36
3	Ken Crawley (2012-15)	36
5	Chidobe Awuzie (2013-16)	35
10	Mickey Pruitt (1984-87)	32
10	Isaiah Oliver (2015-17)	32

SPECIAL TEAM TACKLES

Rk	Player (Seasons)	UT	AT	—	Total
1	Ryan Sutter (1994-97)	32	32	—	64
2	Darren Fisk (1995-97)	25	23	—	48
3	Ryan Black (1994-97)	21	19	—	40
4	Beau Bisharat (2016-19)	28	11	—	39
5	Terrel Smith (2010-14)	24	10	—	34
5	Arthur Jaffee (2008-11)	21	13	—	34

SPECIAL TEAM POINTS

Rk	Player (Seasons)	UT	AT	In20	FFC	KD	Other	Points
1	Ryan Sutter (1994-97)	32	32	13	0	15	31	— 123
2	Beau Bisharat (2016-19)	28	11	8	16	19	16	— 98
3	Arthur Jaffee (2008-11)	21	13	9	10	21	15	— 89
4	Darren Fisk (1995-97)	25	23	3	0	29	6	— 86
5	Ryan Severson (2013-16)	19	5	8	7	21	24	— 84
6	Derrick Webb (2010-13)	19	13	6	10	20	13	— 81
7	Daniel Arias (2018-22)	9	2	3	26	6	27	— 73
8	Travis Sandersfeld (2008-11)	13	7	5	6	19	22	— 72
9	Ryan Black (1994-97)	21	19	4	0	9	15	— 68
10	Paul Rose (1987-90)	14	20	8	0	18	7	— 67
11	Jalil Brown (2007-10)	19	5	4	17	11	9	— 65
11	Terrel Smith (2010-14)	24	10	8	5	11	7	— 65

MOST FORCED FAIR CATCHES

Rk	Player (Seasons)	FFC
1	Ryan Iverson (2010-13)	27
2	Daniel Arias (2018-22)	26
3	Jalil Brown (2007-10)	17
4	Beau Bisharat (2016-19)	16
5	Toren Pittman (2020-22)	14
6	John Walker (2013-15)	13

**ALL-BLACK UNIFORMS**

Colorado has worn its all black uniforms on **57** occasions, when the Buffaloes wear both black jerseys and black pants, owning a **24-32-1** record; the Buffs have also added black helmets to the look, having worn black top-to-bottom on seven occasions (**0-8** in that combo). A little history on the all-black look: the brainchild of then-head coach Bill McCartney, CU first wore the garb on Nov. 28, 1987 for a game after Thanksgiving at the time; the opponent was CU's old Big 8 rival, Nebraska. The Buffs came out and warmed up in gold pants, and upon returning to the locker room at the conclusion of warm-ups, the players found black pants hanging in their lockers. "It was something we thought about a long time ago," Mac said at the time. "You couldn't do this overnight. We didn't tell the kids, and they were real excited." He went on to say that it was planned a month or so out to give the team a shot of adrenaline prior to kickoff.

COLORADO / ALL-BLACK UNIFORMS (24-32-1)

Year	Opponent	Result	Year	Opponent	Result	Year	Opponent	Result	Year	Opponent	Result
1987	Nebraska	L 7-24	2000	Iowa State	L 27-35		Iowa State	W 33-16	2014	*Arizona State	L 24-38
1988	Oklahoma	L 14-17	2001	Nebraska	W 62-36	2007	c—Colorado St. (OT)	W 31-28		Oregon State	L 31-36
1990	Iowa State	W 28-12	2002	Kansas State	W 35-31		Florida State	L 6-16	2015	*Southern California	L 24-27
1991	Missouri	W 55- 7		Baylor	W 34- 0		Nebraska	W 65-51	2016	Utah	W 27-22
1992	Oklahoma	T 24-24		Texas Tech	W 37-13	2008	c—Colorado State	W 38-17	2017	*at UCLA	L 23-27
1993	Nebraska	L 17-21		Iowa State	W 41-27		West Virginia (OT)	W 17-14		at Arizona State	L 30-41
1994	Oklahoma State	W 17- 3		b—Oklahoma	L 7-29		Texas	L 14-38	2018	UCLA	W 38-16
1995	Missouri	W 21- 0	2003	Oklahoma	L 20-34		Oklahoma State	L 17-30	2019	*SOUTHERN CAL	L 31-35
	a—Oregon	W 38- 6		Nebraska	L 22-31	2009	Colorado State	L 17-23		STANFORD	W 16-13
1996	Texas	W 28-24	2004	Colorado State	W 27-24		Nebraska	L 20-28	2020	*UTAH	L 21-38
	Kansas State	W 12- 0		Texas	L 7-31	2011	*Southern California	L 17-42	2021	SOUTHERN CAL	L 14-37
1997	Kansas	W 42- 6		Kansas State	W 38-31	2012	UCLA	L 14-42	2022	TCU	L 13-38
	Missouri	L 31-41	2005	Nebraska	L 3-30		*Arizona State	L 17-51			
1998	Kansas State	L 9-16	2006	Texas Tech	W 30- 6	2013	*Arizona	L 20-44			
1999	Nebraska (OT)	L 30-33		Kansas State	L 21-34		Southern California	L 29-47			

a—Cotton Bowl; b—Big 12 Championship at Houston; c—in Denver (*—wore black helmets).

BLACK HELMETS: Colorado has worn black helmets on **24** occasions in its history, usually with a gold or sometimes a silver logo, and once with a pink logo; CU is **3-21** in the black headgear. The games (*—matte black; #—worn with a pink logo as part of Blackout Breast Cancer awareness):

Year	Opponent	Result	Year	Opponent	Result	Year	Opponent	Result
1998	BAYLOR	W 18-16	2014	*ARIZONA STATE	L 24-38	2018	NEW HAMPSHIRE	W 45-14
2011	SOUTHERN CALIFORNIA	L 17-42		*at Southern California	L 28-56		at California	L 21-33
	at UCLA	L 6-45		*at Arizona	L 20-38	2019	AIR FORCE (OT)	L 23-30
2012	ARIZONA STATE	L 17-51		*at Oregon	L 10-44		SOUTHERN CALIFORNIA	L 31-35
	at Arizona	L 31-56	2015	*OREGON	L 24-41		at Utah	L 15-45
2013	at Arizona State	L 13-54		*SOUTHERN CALIFORNIA	L 24-27	2020	UTAH	L 21-38
	#ARIZONA	L 20-44	2017	at UCLA	L 23-27	2021	at California	L 3-26
	at UCLA	L 23-45	2016	IDAHO STATE	W 56- 7			
	at Utah	L 17-24						

OTHER UNIFORM LOOKS

GOLD HELMET/WHITE UNIS/BLACK PANTS (Colorado's standard road combination through much of the 1980s/1990s/2000s): **Last: 2022** (at Oregon State, L; at Minnesota, L); **2021** (at Utah, L; at UCLA, L; at Oregon, L; at Arizona State, L); **2020** (at Stanford, W); **2019** (at Oregon, L); **2018** (at Nebraska, W); **Last: 2017** (at Oregon, L); **2017** (at Oregon State, W).

GOLD HELMET/WHITE UNIS/GOLD PANTS: **Last: 2018** (at USC, L); **2016** (at Arizona, W); **2015** (at Oregon State, W); **2014** (at Massachusetts, W); **2013** (CSU in Denver, W; Oregon State, L; at Washington, L); **2008** (at Texas A&M, L); **2007** (at Iowa State, L; at Arizona State, L); **2006** (at Missouri, L; at Georgia, L); **2004** (UTEP, Houston Bowl, W)

GOLD HELMET/WHITE UNIS/SILVER PANTS (0-1): **2018** (at Washington, L)

GOLD HELMET/WHITE UNIS/WHITE PANTS: **Last: 2022** (at Arizona, L); **2021** (at Arizona State, L); **2020** (at Arizona, W); **2019** (at Arizona State, W); **2018** (CSU in Denver, W); **2013** (at Utah, L); **2010** (at Nebraska, L); **2009** (at Kansas State, L); **2008** (at Nebraska, L; at Florida State, L); **2005** (at Miami-Fla., L); **2004** (at Nebraska, W).

BLACK HELMET/WHITE UNIS/BLACK PANTS (0-8): **2021** (at California, L); **2019** (at Utah, L); **2018** (at Cal, L); **2014** (at USC, L); **2013** (at UCLA, L; at Arizona State, L); **2012** (at Arizona, L); **2011** (at UCLA, L)

BLACK HELMET/BLACK UNIS/GOLD PANTS (1-0): **2016** (Idaho State, W).

BLACK HELMET/SILVER UNIS/BLACK PANTS (0-2): **2019** (Air Force, L); **2015** (Oregon, L).

BLACK HELMET/SILVER UNIS/SILVER PANTS (1-0): **2018** (New Hampshire, W).

BLACK HELMET/WHITE UNIS/GOLD PANTS (0-1): **2014** (at Arizona, L).

BLACK HELMET/WHITE UNIS/WHITE PANTS (0-2): **2014** (at Oregon, L); **2013** (at Utah, L).

SILVER HELMET/BLACK UNIS/SILVER PANTS (1-2): **2018** (Washington State, L); **2017** (Washington, L); **2016** (Washington State, W).

SILVER HELMET/SILVER UNIS/SILVER PANTS (1-1): **2016** (at Stanford, W); **2015** (Arizona, L).

SILVER HELMET/WHITE UNIS/SILVER PANTS (0-2): **2016** (at USC, L); **2015** (at Hawai'i, L).

SILVER HELMET/WHITE UNIS/WHITE PANTS (0-3): **2022** (at Air Force, L); **2017** (at Washington State, L); **2015** (at Utah, L).

WHITE HELMET/BLACK UNIS/BLACK PANTS (1-0): **2018** (Arizona State, W).

WHITE HELMET/BLACK UNIS/WHITE PANTS (2-1): **2017** (Arizona, L);

2016 (Oregon State, W); **2015** (Nicholls State, W).

WHITE HELMET/GOLD UNIS/WHITE PANTS (0-1): **2019** (at Washington State, L).

WHITE HELMET/SILVER UNIS/WHITE PANTS (1-0): **2017** (Texas State, W).

WHITE HELMET/WHITE UNIS/BLACK PANTS (0-1): **2015** (at Arizona State, L).

WHITE HELMET/WHITE UNIS/SILVER PANTS (0-1): **2015** (at UCLA, L).

WHITE HELMET/WHITE UNIS/WHITE PANTS (2-4): **2019** (at UCLA, L); **2018** (at Arizona, L); **2017** (at Utah, L); **2016** (at Oregon, W; Washington, L); **2015** (CSU in Denver, W).

IN-SEASON BIRTHDAYS

Here's the list of those coaches and players who have birthdays to celebrate during the 2022 season (starting last week of August; *—denotes on a game day):

Aug. 28 Caleb Fauria (21)	Sept. 16 Toren Pittman (20)	Oct. 23 Jayle Stacks (20)	Nov. 22 Jeff Smart (38)	Dec. 18 Karl Dorrell (59)
Aug. 31 Brady Russell (24)	Sept. 20 Trevor Woods (20)	Oct. 26 Victor Venn (19)	Nov. 27 Kaylin Moore (20)	Dec. 20 James Mott III (22)
Sept. 1 Devin Grant (23)	Sept. 20 Xavier Smith (19)	Nov. 9 Chris Reinert (37)	Dec. 3 Robert Barnes (24)	Dec. 20 Van Wells (19)
Sept. 1 Kaden Ludwick (19)	Sept. 24 *Edgar Amaya (20)	Nov. 10 Joshua Jynes (23)	Dec. 3 Gerad Lichtenhan (21)	Dec. 23 Simeon Harris (19)
Sept. 2 *Daniel Arias (24)	Oct. 9 Austin Smith (20)	Nov. 11 *Austin Dahlke (20)	Dec. 8 Brendon Lewis (21)	Dec. 28 Deion Smith (23)
Sept. 3 Mac Willis (22)	Oct. 19 Michael Harrison (21)	Nov. 11 *Eoghan Kerry (19)	Dec. 8 Tyrin Taylor (21)	Jan. 2 Jamar Montgomery (23)
Sept. 5 Joshka Gustav (23)	Oct. 21 Jackson Anderson (20)	Nov. 11 *Keyshon Mills (19)	Dec. 13 Austin Johnson (22)	
Sept. 8 Zion Magalei (20)	Oct. 22 *J.T. Shrout (23)	Nov. 14 Frank Fillip (23)	Dec. 14 Nigel Bethel (23)	
Sept. 12 Tommy Notaraini (21)	Oct. 23 Michael Downing (28)	Nov. 17 Dylan Dixon (19)	Dec. 15 Justin Jackson (24)	
Sept. 13 Lance Carl (57)	Oct. 23 Jaylon Jackson (24)	Nov. 19 *Tyas Martin (21)	Dec. 17 Isaiah Lewis (24)	

**2022 SPECIAL GAMES/WEEKENDS**

The list of special games/weekends at Folsom Field this fall:

- Sept. 2 (TCU):** Men's Basketball (1963) and SID Alumni Weekends;
Cliff Branch Pro Football HOF Recognition
- Sept. 24 (UCLA):** Living Legends; Title IX Women's Sports Weekend;
Extra Yard for Teachers; Rashaan Salaam College FB HOF Recognition
- Oct. 15 (California):** Family Weekend; Ski Ball, Honorary C Award Ceremony.

- Oct. 29 (Arizona State):** Homecoming, Athletic Hall of Fame Weekend,
Volleyball (1992) and Spirit Reunion Weekends
- Nov. 5 (Oregon):** Football Reunions (1967, 2002); Military Appreciation
Volleyball Alumnae Weekend,
- Nov. 26 (Utah):** Senior Day.

PAC-12 BOWL AGREEMENTS FOR 2022

Here are the current Pac-12 Conference bowl agreements (all times mountain; order not definite):

- # 1 CFP/Rose Bowl (Pasadena; ESPN: Jan. 2, 3:00 p.m.; if in CFP semifinal see below).
2 Valero Alamo (San Antonio; ESPN: Dec. 29 vs. Big 12, 7:00 p.m.)
3/4 San Diego CCU Holiday (San Diego; TBD)
3/4 SRS Distribution Las Vegas (Las Vegas; ESPN: Dec. 17 vs. SEC, 5:30 p.m.)
5 Tony the Tiger Sun (El Paso; CBS: Dec. 30 vs. ACC/Notre Dame; 12:00 p.m.)
- # 6 Jimmy Kimmel LA (Los Angeles; ABC: Dec. 17 vs. Mountain West #1, 1:30 p.m.)
7 One of the following ESPN Bowls will be the Pac-12's 7th (& maybe 8th option):
Lockheed Martin Armed Forces (Fort Worth; ESPN: Dec. 22 vs. At-Large, 5:30 p.m.)
Union Home Mortgage Gasparilla (Tampa; ESPN: Dec. 23 vs. At-Large, TBA)
SERVEPRO First Responder (Dallas; ESPN: Dec. 27 vs. At-Large, 1:15 or 4:45 p.m.)

Note: If the Pac-12 champion is in the top four of the College Football Playoff poll following the 2022 regular season it would play in either the Peach or Fiesta bowls (both Dec. 31, at 2 or 6 p.m.) as a participant in the CFP semifinals. If the champion is not among those four, it will play in the Rose.

WHO IS/HAS BEEN IN ON OFFENSE & DEFENSE

The last Buff to play on both sides of the ball was **OLB Carson Wells**, who played some fullback late in 2018 (three snaps, picking up two touchdown block credits) ... **George Frazier**, as he did his freshman year in 2014, appeared on both offense (TE/FB) and defense (DE) as senior in 2017 (he played 506 total snaps between offense, defense and special teams). In 2014, he played both defensive end and fullback for the first time against Arizona State, becoming the first Buff to appear on both sides of the ball since 2005 in the process, and continued to do so the remainder of the season. Otherwise, you have to go back to the 2008 season, when **Eugene Goree** was on-call to do so, as the redshirt frosh was both a DT and an OG during the second half of the season; he did appear on both sides of the ball but not in the same game. Through the years, there have been a few players who wind up playing on both sides of the ball in the same game: **DT John Guydon** (DT/OG at Texas on October 15, 2005) and that was the first time it happened other than a gimmick here or there since **WR Michael Westbrook** played a series at safety against Baylor in 1993 (linemen **DE James Garee**, **DT Sam Wilder** and **DT Justin Bannan** all appeared on offense, catching one pass each). **CB Ben Kelly** tried tailback in 1999 at Texas Tech; he finished with three yards on one carry (a nice 5-yard run was wiped out by a penalty). Between 1994 and 2005, several Buffs played on both sides of the ball, as offensive linemen often played on the goal line or short yardage defense units—**OG Heath Irwin**, **OG Clint Moore**, **OG Chris Naeole**, **OT Melvin Thomas** and **OG Brad Bedell** all did it at one time or another between 1993 and 1998. In 1990, **OLBs Alfred Williams** and **Kanavis McGhee** played some tight end in a 64-3 win over Kansas State (Williams caught a pass for 17 yards).

SUPER BOWL BUFFALOES

In 2020, 247Sports looked at all 108 rosters of the 54 Super Bowls and developed an all-time list of the schools that have the most players appear in the game (*results for SB55 were not updated*). Colorado came in tied for 10th with LSU and Ohio State with 93 players (Buff's have won a total of 52 Super Bowl rings). Topping the list was Miami-Fla. with 122, followed by USC (120), Michigan (114), UCLA (112), Penn State (110), Notre Dame (105), Tennessee (102), Georgia and Nebraska (96). Next after the Buffs from the Pac-12 were Stanford (16th, 84), California (17th, 83), Arizona State (19th, 75) Oregon (23rd, 71) and Washington (28th, 65).

SUPER BOWL SCORING. In the 55 Super Bowls, Colorado is tied for 21st in producing points with 37: **WR Cliff Branch** scored 18 for the Raiders, **PK Mason Crosby** seven for the Packers, **FB Cullen Bryant** six for the Rams and **WR Boyd Dowler** six for the Packers. The all-time list:

Miami, Fla.	84	Stanford	54	USC	42	LSU	32	BYU	24
Penn State	81	Memphis	50	UCLA	39	Georgia Tech	31	Cincinnati	24
Florida	68	Mississippi Valley State	48	North Carolina State	38	Michigan	30	Kansas	24
California	66	Illinois	45	Wisconsin	38	Oklahoma State	30	Kansas State	24
Notre Dame	64	Michigan State	45	COLORADO	37	Syracuse	30	Louisiana Tech	24
Texas Tech	62	Oklahoma	44	Florida State	37	Wyoming	30	Tulane	24
Georgia	61	Arizona	42	Pittsburgh	34	South Carolina	28	North Carolina	24
Nebraska	54	Ohio State	42	South Dakota State	34	Minnesota	25		

WHY CU AND NOT UC?

A question often asked of many former Big 8 schools: Why is it the University of Colorado, but the moniker is CU and not UC? (The same applies at Kansas—KU, Missouri—MU, Nebraska—NU and Oklahoma—OU). "Midwestern casualness," said CU historian, the late Fred Casotti. It had always been this way at Colorado dating back to at least the 1920s, for whatever reason and at the others—but seemingly nowhere else in the USA (except for Tulsa, but it's Midwest, too). In the 1950s, there was a concerted effort to eliminate the use of "CU" on the Boulder campus, both as a symbol and in speech, but Casotti said that no one bought into it. "Nobody would change," he said. "It's easier to say than U of C, UC sounds like slang or something (as in 'you see'), and it was traditional. By trying to eliminate it, they reinforced it."

HISTORY OF THE END ZONE "COLORADO"

As in the south end zone, that is. In 1967, the stadium was lowered when the track was removed, and that area remained basically a dirt hill. Former long-time senior associate A.D. **Jon Burianek** said that we tried to grow grass and bushes there, but none took. The first artificial field was installed during the summer of 1971, and that area was then covered with asphalt and the large, block COLORADO was painted on it, then in all-white block lettering. Trim was later added, and at one time, when blue was one of the school colors, the end zone as well was painted blue instead of the familiar black.



RALPHIE VI MAKES HER DEBUT

On September 1, 2021 University of Colorado Ralphie Program Manager **Taylor Stratton** announced that the school had anointed its newest live Buffalo mascot – **Ralphie VI** – and she made her debut two days later in the Buffaloes' season opener against Northern Colorado. The 44,153 in attendance started chanting "Ralphie ... Ralphie" prior to her initial run, and Folsom Field exploded in applause and cheers as she completed two runs in CU's 35-7 win.

The newest Ralphie is a little over two years old, as she was born on May 27, 2020 on a ranch in western Nebraska. An orphan rejected by her mother at birth, she was adopted and raised in part by a beef cow. She now tips the scales at just under 500 pounds; the previous quintet of buffalo mascots eventually weighed around 1,300 pounds, but it is hard to predict just how big VI will grow. Ralphie V was retired after the 2019 season after serving the university for 12 years, matching the tenures of both Ralphies I and IV. She is in good health and is enjoying her "retirement."



The Backstory of Finding VI

On his ranch just north of Chadron, Neb., **Will Isham** has been in the buffalo business for the last 20 years. As a CU Boulder graduate (Finance '80), he has always had a love for these majestic animals. His daughter **Drew** followed in her father's footsteps and also attended CU (Communication '13). After graduation, her close friend and sorority sister **Sara Abdulla**, began working with CU's Alumni Association (program manager of student outreach). Drew started attending more alumni events and over time, became friends with Sara's colleague, Taylor Marie Stratton, who started working with the organization in 2017. Stratton left the alumni office when she was named as the manager of CU's Ralphie Live Mascot Program. After it was decided for Ralphie V to retire and the need for a new Ralphie arose, she remembered the young woman from all those alumni gatherings who grew up on a bison ranch and gave her a call. Nine months ago, the Isham family formally donated a bison heifer calf to CU and hope to remain a part of the program for years to come. While the ranch may be in northwestern Nebraska, the Ishams are truly CU through-and-through. Five members of the Isham family have attended the university: in addition to Will and Drew, Michael Burns ('67), Glory Isham Burns ('75 and a board member of CU's prestigious Leeds School of Business) and most recently, Jay Braddock Voss (Graduate School of Banking '15).

The History

The six Ralphies in all, dating back to her first appearance on Sept. 16, 1967, have led the Buffaloes on to the field for 356 games (not including spring games or scrimmages). Those break down into 297 home games, 24 bowl games, 19 Rocky Mountain Showdowns in Denver, 12 regular season road games and four Big 12 Championship games. Ralphie I ran the most times (78), with V next (76), followed by IV (75) and III (73); Ralphie II had the shortest tenure – 53 games -- but passed away early in the 1987 season. The original Ralphie performed six times at away games and in seven bowls for the most outside the state of Colorado (13); III appeared at the most bowl games (8, including CU's two Orange Bowl national championship games).

➤ The Ralphie Live Mascot program is completely funded through private donations; those interested in supporting the program, please visit <https://cubuffclub.com/RALPHIEVI>.

BRANCH FINALLY MAKES THE PRO HALL

The long wait is over. University of Colorado Athletic Hall of Famer **Cliff Branch**, who passed away in 2019, finally had his dream come true on February 10 when he was selected for induction into the Pro Football Hall of Fame in its 2022 class. The NFL announced the full class and Branch was selected by the veteran's committee along with former Super Bowl-winning head coach Dick Vermeil.

While there will be 10 Buffaloes in the College Football Hall of Fame with the induction of the late Rashaan Salaam this December, Branch, a three-time All-Pro, is the first with a CU connection who will be enshrined in the Pro Hall.

Branch, who many say changed the game after he was selected by the Oakland Raiders in the fourth round of the 1972 NFL Draft, as he was deemed a "football player with speed and not a speedster who played football." And he would become one of the most dynamic receivers of his era as the speedy deep threat who stretched opposing defenses. He caught 501 passes for 8,685 yards and 67 touchdowns in 14 seasons (1972 to '85) for the franchise, and added 73 receptions for 1,289 yards and five touchdowns in the postseason (only Jerry Rice, Julian Edelman and Michael Irvin have more postseason receiving yards than Branch). He averaged 17.3 yards per reception over his career (17.7 in the postseason). He was a part of three Super Bowl championship teams with the Raiders (two in Oakland, one in L.A.), and led the NFL in touchdown receptions twice, with 13 in 1974 and 12 in 1976. He was a first-team All-Pro in 1974, '75 and '76. He will forever be etched into the NFL record book: on Oct. 2, 1983, he co-owns the NFL record for longest pass reception, 99 yards from Jim Plunkett in a 37-35 loss at Washington. The Raiders, which had relocated to Los Angeles the year before, revenged that loss by beating the Redskins later that season in the Super Bowl, 38-9. Branch caught six passes for 94 yards with a TD in that game (he had 14 receptions for 181 yards and three TDs in the three Super Bowls).



He was a rookie in 1971, the same year Hall of Fame Coach **Tom Flores** began his first assistant coaching job with the Silver and Black. Flores was quoted on raiders.com Thursday on Branch's selection. "I had him from his first day ever as a Raider. I watched him grow up, watched him make big plays and just watched him grow as a person," Flores said. "I was so proud of him and what he became. He was a game-changer. He not only had incredible speed, he changed the game. I'm very happy for him. I loved him. My kids loved him. I hope our busts are close by, so we can talk," Flores said with a laugh.



At Colorado, in two seasons, he caught 36 passes for 665 yards and three touchdowns (averaging 18.5 yards per), while rushing 31 times for 354 yards and five scores (11.4 per carry). He returned eight kicks for touchdowns (six punts, two kickoffs); he averaged 25.2 yards per kickoff runback and 16.7 per punt try. He amassed 2,507 all-purpose yards in just 22 games, seventh-most in school history at the time (the six ahead of him all played three years). A member of CU's All-Century team, he helped the Buffaloes to a 10-2 record and No. 3 final ranking as a senior in 1971 – the school's first 10-win season and highest ranking at the time.

He died at the age of 71; his sister, Elaine Anderson presented him for induction along with Mark Davis from the Raider organization.

**SALAAM SELECTED IN 2022 COLLEGE FOOTBALL HALL OF FAME CLASS***Will Become the 10th Buffalo Enshrined in the Prestigious Hall*

BOULDER — The call by KOA-Radio's **Larry Zimmer** easily rates among the — if not the — most memorable in University of Colorado football history:

"He needs 28 yards to get him to 2,000. Here is the give to Salaam. Salaam to the outside, he's down to the 50, he's got 2,000! He's on his way ... 20 ... 15 ... 10 ... 5 ... Did he get in? Yes! Touchdown! Touchdown, Rashaan Salaam! This place is coming apart! The whole team is coming down ... what a story. He goes over 2,000 by running 67 yards for a touchdown. I'll you, what a golden moment this is. I have to admit, I'm choked up."

On Nov. 19, 1994, with that play, the late **Rashaan Salaam** likely secured the Heisman Trophy and his name forever etched in University of Colorado history. And now, some 27-plus years later, he has earned the ultimate honor of officially being recognized as one of college football's all-time greats, as the National Football Foundation (NFF) announced on Jan. 10 that he has been selected for induction into the College Football Hall of Fame in its 2022 class.

Salaam will become the 10th Buffalo enshrined in the Hall, joining **Byron White** (inducted in 1952), **Joe Romig** (1984), **Dick Anderson** (1993), **Bobby Anderson** (2006), **Alfred Williams** (2010), **John Wooten** (2012), Coach **Bill McCartney** (2013), **Herb Orvis** (2016) and **Michael Westbrook** (2020). Salaam is now the third player who was coached by McCartney to enter the Hall, joining Williams and Westbrook who also played for him during his 13-year tenure as head coach from 1982-94. Salaam passed away on Dec. 5, 2016 at the age of 42.

"Rashaan left five years ago, and it is still difficult to deal with," said his mother, Khalada Salaam-Alaji. "A lot of attention has been given to Rashaan since he has been gone which the family deeply appreciates. After Rashaan left us, two of his friends who were very close to him and our family also passed away, T.J. Cunningham and John Thierry, and now, several homes in his community of Superior (Colo.) where he lived burned down last week.

"I wish Rashaan was still here so that he could use this wonderful recognition to support mental and physical health issues," she added. "His going into the College Hall of Fame is a good thing, but there is so much serious social work that has to be done on this side for our children and this planet. If Rashaan was here, I think he would enjoy this honor and celebration of him being inducted into the National Football College Football of Fame."

A 6-foot-1, 215-pound tailback who played 8-man football at San Diego's La Jolla Country Day, he would become just the fourth player at the time to gain 2,000 yards rushing in a season, when schools generally played an 11-game schedule and the NCAA did not count bowl statistics into season totals. He ran for 2,055 yards in averaging 6.9 yards per carry, doing so even though he did not play in five fourth quarters and on two other occasions, played only briefly in the third quarter; over half of the yards (1,040) came against ranked opponents. He led the nation in rushing, scoring (24 touchdowns or 144 points) and all-purpose yards (2,349) and reeled off nine consecutive 100-yard games (10 total), including four 200-plus yard games. All the aforementioned set and remain CU records. See the play that put him over 2,000 yards here: <https://www.youtube.com/watch?v=5Nt6HjqtJt8&t=87s>.

In the Fiesta Bowl on Jan. 2, 1995, he gained 83 yards and scored three touchdowns against Notre Dame in the Buffaloes' 41-24 victory, which helped CU to an 11-1 record and a final No. 3 ranking in the polls. After the game, he announced he was foregoing his senior year and declared for the NFL Draft. McCartney had previously announced he was retiring; among Salaam's postgame comments included, "I'm leaving with Coach Mac." He would be selected in the first round of the draft (21st overall) by the Chicago Bears, and

would go on to win the NFC's Rookie of the Year honor with a 1,000-yard season. Injuries would eventually derail his professional career.

There was a three-man race for the Heisman Trophy between Salaam and Penn State's running back Ki-Jana Carter and quarterback Kerry Collins. On Dec. 10, 1994 at the

Downtown Athletic Club in New York City, Salaam was the one who had his name called, in the process becoming the 60th to win the coveted prize. Carter finished second, with Alcorn State's Steve McNair edging Collins for third. Salaam had won easily by over 800 points and collected almost twice as many first place votes than Carter and Collins combined. He had won the Doak Walker Award as the nation's top running back the week before and the Walter Camp Player of the Year honor days before the Heisman, in addition to earning unanimous first-team All-America honors.

Back in Boulder, the team was hosting a recruiting dinner at the Dal Ward Athletic Center with all current players and numerous recruits. When Rashaan's name was called by the Heisman's chairman, there was massive applause and cheers, and the offensive linemen all lit up cigars. When Salaam returned to Denver the following Wednesday, a dozen players greeted him at Stapleton Airport, and were actually allowed down the jetway at to greet him when he exited the United flight with the Heisman in tow, again to the cheering of a hundred strangers on the flight.

Salaam was a member of CU's highly-ranked 1992 recruiting class and originally was ticketed to redshirt as a freshman. But being so eager to play, he ran onto the field on the kickoff return unit in CU's third game at Minnesota that fall. He saw limited action on offense that season (27 carries, 158 yards and one touchdown), but as a sophomore the next year ('93), he would split time with **Lamont Warren** and despite missing two games due to injuries, he rushed for 844 yards and eight TD's in the regular season, averaging 5.2 yards per carry. In CU's win over Fresno State in the Aloha Bowl, he carried 23 times for 135 yards and three scores, offering a glimpse of what was to come. When Warren declared early for the NFL Draft, Salaam would assume the featured back role by himself in 1994.

A first-team All-Big Eight performer in both 1993 and 1994, he was the conference's offensive player of the year as a junior. A three-time league player of the week, he garnered national honors for his final regular season game against Iowa State, when he went over 2,000 with 259 yards. He had ended his sophomore year by being named the player of the game in the '93 Aloha Bowl, and captured the Fred Casotti Award for the team's top junior-to-be after spring ball.

He finished his career with 3,057 rushing yards, second all-time at CU at the time and still fourth, with 33 rushing touchdowns (first and remains third). When tacking on 38 receptions for 412 yards and one kickoff return for 13, his 3,482 all-purpose yards were third (now ninth). His number was officially retired on Oct. 28, 2017; CU had ceased retiring numbers in the 1970s but an exception was made for the school (and the state's) only Heisman Trophy winner.



**SALAAM HEADED FOR HALL OF FAME INDUCTION / 2**

"The first thing that always comes to mind when thinking of Rashaan is that he was a complete player," McCartney said. "Thorough and fast, competitive spirit off the charts. He could run inside, he could run outside, he could catch the ball, he could block with the best of them. When we recruited him, we knew that throughout the process that if we could get him, we would get a diamond – someone really special. He was one of those guys who, if going into a game evenly matched with the team you were playing, once you gave him the ball, you were no longer evenly matched."

"Even though he was playing 8-man in high school, everyone knew he was the real deal," he added. "The really good ones aren't always humble, but Rashaan was humble, unassuming, genuine."

Speaking of Salaam's blocking, he had one of the more notable ones in CU history. On the final play one September Saturday in Ann Arbor in 1994, Kordell Stewart dropped back to throw what has become known as the "Miracle in Michigan." Wolverine defensive end Trevor Pryce had slipped a block by tackle Tony Berti, but before he could get to Stewart, Salaam stood him up; Berti gathered himself and then pancaked Price to the ground, buying time for Stewart to connect with Michael Westbrook some 64 yards downfield in the end zone and a 27-26 Buff victory. Of all the plays he made during that season, Salaam was most proud of that particular one.

Colorado's linebacker coach at the time, **Brian Cabral**, recruited southern California and Hawai'i. He had known about Salaam from a relationship he had with his head coach at La Jolla Country Day and started recruiting him early.

"Oh, my goodness, this is terrific news," were the first words Cabral spoke when finding out Salaam would be joining the Hall. "When I recruited him from 8-man football, I wasn't sure if he would be good enough to be a running back, but with his size, he could be a linebacker for me. (The late) Ben Gregory was our running backs coach, and I asked him if this was someone we want to offer as a running back, and he had no hesitation whatsoever. He didn't care that was coming from 8-man football, he loved everything he saw about Rashaan on film."

"I just remember his great smile," Cabral said. "Not only was he a great player, he was a great kid. He contributed all his success to his offensive line and to the team -- he always gave credit to everybody around him and never took any for himself. Rashaan had a phenomenal attitude that way, and that said a lot about him. He was the consummate team player."

Current CU head coach **Karl Dorrell** was on McCartney's staff when Salaam played as a freshman and sophomore. As receivers coach and being intimately involved in the offense, he saw early on just what Salaam could be capable of.

"Rashaan was an imposing young player who had a great work ethic," Dorrell recalled. "We knew as a staff that he was going to be a special talent with

great size, power and speed. He earned the respect of his teammates quickly because of his infectious personality, competitive spirit and his love for CU."

With Salaam joining Westbrook in the Hall, they become the second set of Colorado players from a same team to be inducted. Brothers Dick and Bobby Anderson were teammates in 1967, when Dick was a senior defensive back and Bobby a sophomore quarterback.

"I was talking to (former Buff) J.J. Flannigan just the other day and we were discussing the talent that era of CU football had," said Westbrook, the first and only CU receiver in the Hall. "We know about one in 66 guys make it into the Pro Football Hall of Fame, but in college, it's something like one in 5,600 hundred to get into the college Hall. It was an honor for me to make it, and now for a teammate I used to block for, bleed and cry with in the trenches together to get in is really something special. We always had each other's back; if you were to ask Rashaan every time he got the ball to the outside, he'd look for number 81 to be mowing people down. Just like if I caught a designed short throw, there was number 19 doing the same for me."

Salaam was the son of former Buff Teddy Washington ('64), and late CU sports information director Fred Casotti was familiar with the family bloodlines. Though the elder Salaam (Washington later changed his name to Sultan Salaam) transferred after his freshman year and never played a down at CU, Casotti told a few folks after watching his son after just his third day of practice in CU's 1992 camp, "This kid is really, really good. He's going to win the Heisman." True story, and even more prophetic since the Buffs hadn't practiced in pads yet. Casotti, who was associated with CU for half a century, never predicted that about any other player.

Salaam had previously been inducted into CU's Athletic Hall of Fame in 2012, and posthumously into the Colorado Sports Hall of Fame in 2018.

There newest members will be officially inducted during the 64th annual NFF Awards dinner on Dec. 6. All will also be honored with a "campus salute" at a home game of their respective schools this fall. Including the newest members of the Hall of Fame Class, it will bring the count to 1,056 players and 226 coaches who will have been inducted. That is out of nearly 5.54 million who have played or coached the game during the past 152 years; that translates into less than two one-hundredths of a percent (.02%) of the individuals who have earned this distinction.

The 2022 HOF Class—Players: **LaVar Arrington** (LB, Penn State); **Champ Bailey** (DB, Georgia); **Michael Crabtree** (WR, Texas Tech); **Sylvester Croom** (C, Alabama); **Mike Doss** (S, Ohio State); **Kevin Faulk** (AP/RB, LSU); **Moe Gardner** (DT, Illinois); **Boomer Grigsby** (LB, Illinois State); **Mike Hass** (WR, Oregon State); **Marvin Jones** (LB, Florida State); **Andrew Luck** (QB, Stanford); **Mark Messner** (DT, Michigan); **Terry Miller** (RB, Oklahoma State); **Rashaan Salaam** (TB, Colorado); **Dennis Thomas** (C, Alcorn State); **Zach Wiegert** (OT, Nebraska); **Roy Williams** (DB, Oklahoma). Coaches: **John Luckhardt** (Washington & Jefferson/California Pa.); **Billy Jack Murphy** (Memphis); **Gary Pinkel** (Toledo/Missouri).

CAREER STATISTICS		RUSHING					RECEIVING				
Season	G	Att	Yards	Avg.	TD	Long	No.	Yards	Avg.	TD	Long
1992	7	27	158	5.9	1	49	1	0	0.0	0	0
1993	9	161	844	5.2	8	36	13	118	9.1	0	18
1994	11	298	2055	6.9	24	67t	24	294	12.3	0	41
Totals	27	486	3057	6.3	33	67t	38	412	10.8	0	41

ADDITIONAL CAREER STATISTICS—Kickoff Returns: 1-13, 13.0 avg., 13 long.

1994 HEISMAN TROPHY VOTING				
	1st	2nd	3rd	Points
Rashaan Salaam, Colorado	400	229	85	1,743
Ki-Jana Carter, Penn State	115	205	146	901
Steve McNair, Alcorn State	111	85	152	655
Kerry Collins, Penn State	101	117	102	639
Jay Barker, Alabama	36	58	71	295
(792 ballots cast; points awarded on a 3-2-1 basis)				





CU LEGEND JOHN “BAD DUDE” STEARNS PASSES AWAY



John Stearns, a legend on the baseball diamond and football gridiron for the University of Colorado in the early 1970s, passed away Thursday, Sept. 15 in Denver after a courageous fight against stage IV cancer. He was 71.

Born August 21, 1951 in Denver, he starred as a prep at Thomas Jefferson High School in football, baseball and basketball and was recruited to CU by assistant football coach Steve Sidwell.

Inducted into the Colorado Sports Hall of Fame in 1997 and CU's Athletic Hall of

Fame in 2008, on the diamond he played in 140 games for the Buffaloes, mostly at catcher, with a career average of .366 with 28 home runs and 101 runs batted in. He had one of the best single seasons in CU history as a senior in 1973, when he batted .413 with 15 homers and 48 RBIs; he led the NCAA in home runs and slugging percentage (.819) while leading CU to a 32-11 record under the late Irv Brown, the school's best-ever once the schedule expanded to 25 or more games in the mid-1950's. Those numbers helped him become CU's first All-American in the sport.

On the gridiron, he remains CU's all-time record holder in interceptions (16) and return yards for both a season (158) and career (339). He also 194 tackles and 18 pass deflections at the safety position. Stearns pulled off perhaps the “gutsiest” play in school history, when he ran for a 12-yard game out of the punt formation, from the Buff 10-yard line no less, on a 4th-and-9 play with CU nursing a 23-17 lead over Houston early in the fourth quarter in the '71 Astro-Bluebonnet Bowl. The Buffs went on to win, 29-17, and finished No. 3 in the national rankings. He earned first-team All-Big Eight honors in 1972 and was drafted by the Buffalo Bills in the '73 NFL Draft.

He was initially drafted out of Thomas Jefferson High School by the Oakland A's in the 13th round of the 1969 Major League Baseball Draft, but chose to enroll at CU. Following a stellar career in both football and baseball, the Philadelphia Phillies made him the second overall selection in the '73 Draft.

After the better part of two seasons in the Phillies' minor league system, he was called up to the majors in September 1974, getting a single in two at bats. He was then part of a six-player trade that sent him to the New York Mets and Tug McGraw to the Phillies; Queens would become his home as he went on to spend 10 seasons with the Mets. A four-time All-Star with the Mets (1977, 1979, 1980 and 1982), he owned a career batting average of .260 with 46 home runs and 312 runs batted in; displaying the speed he had

as a safety in football, he also stole 91 bases (including 25 in 1978, a record for catchers at the time). Known for his defensive abilities, he caught 699 games in the majors, owned a .985 fielding percentage and threw out over 37 percent of runners attempting to steal.

Following his playing days, he went into both scouting and coaching on both the major and minor league levels, including for the Mets, the New York Yankees and the Seattle Mariners. He was the Mets' bench coach in 2000 when the Yankees beat them in the Subway Series.

Stearns recently had attended the Mets' Old Timers Day last month and CU's on-field celebration of teammate Cliff Branch's induction into the Pro Football Hall of Fame on Sept. 2.

New York Met's president Sandy Alderson issued the following statement in remembering Stearns: “No one played the game with more spirit or determination than John Stearns. He literally willed himself to attend Old Timers' Day last month so he could visit friends and old teammates. Despite his illness, he even managed to step into the batting cage to take a few swings. His nickname, ‘Bad Dude’ couldn't have been more appropriate. A four-time All-Star, John was one of the most complete catchers in Mets history. Our thoughts and prayers are with his friends and family.”

“John was an amazing person, one of the most talented athletes that came out of Colorado,” his brother Rick said. “He started just like all of us, playing whiffle ball in the backyard and he winds up being a four-time All-Star. He never felt out of place playing in New York. He always was a fighter, and through his battle, he never complained, never got depressed and always told everyone he would beat it.

“In the end, he was just a guy from Denver. One of the few who made it from the state as a position player in the majors.”

Rick indicated that despite being drafted by both the NFL and NBA, John's favorite sport was basketball and he could swish in a shot from 20 feet with the best of them.

Services remain pending but will be after this week; John is survived by his son Justin and daughter-in-law Christian, two brothers, Bill and Rick, sister-in-law Rachel, and one sister Carla, eight nieces and nephews and two grandchildren.



PHOTO OF THE YEAR

Obviously, it can't be confirmed, but quite possibly on Monday, Sept. 19, the first-ever snack by a bovine out of the Stanley Cup might have taken place. The Cup made an appearance at CU (thanks to former CU SID student assistant, **Brendan McNicholas**, who is now in his 17th year as the VP/Player & Media Relations for the club) and the usual posed photos with staff and families took place. After that session, we took Lord Stanley's Cup down to the field for some shots with **Ralphie VI**, our live buffalo mascot. One of her handlers filled the cup with grain and sure enough, the two-and-a-half-year-old buffalo enjoyed a nice late afternoon snack.



**GAME 1: TCU 38, COLORADO 13****SEPTEMBER 2, 2022****FOLSOM FIELD, BOULDER**

BOULDER — Colorado's offense never found a rhythm and the Buffaloes defense faltered in the second half as TCU took a 38-13 win in the season opener at Folsom Field.

CU's offense couldn't produce anything resembling consistency all night. With quarterback Brendon Lewis getting the start, the Buffs drove inside the TCU 20-yard line on their first two drives, but came away with just one field goal for their efforts.

CU's defense, meanwhile, shut the TCU offense out in the first half, but the Buffs still trailed at intermission, 7-6, after giving up a 60-yard punt return for a touchdown.

The Horned Frogs, though, caught fire in the second half, putting up 31 unanswered points behind a run game that averaged nearly 10 yards per carry for the game.

TCU, which had just 67 yards offense in the first half, finished with 413 for the game, including 261 yards rushing after halftime. Five different TCU players ran for at least 40 yards in the game.

Colorado, meanwhile, finished with 348 yards total offense, but just 136 in the second half, and CU did not reach the end zone until just 1:13 remained in the game.

The Buffs trailed just 7-6 at halftime after outgaining the Horned Frogs in the opening half but coming up short in the red zone. CU had to settle for a pair of field goals while TCU's only score came on a 60-yard punt return for a touchdown.

But the Horned Frogs took the second half opening kick and marched 75 yards to the end zone, capping the drive with a 43-yard Emari Demercardo run up the middle for a 14-6 lead.

With Lewis back at quarterback, CU then went three-and-out and the Horned Frogs

answered with a 55-yard drive that ended with a 33-yard field goal and 17-6 lead.

Colorado then had one more chance to get back in the game, but the Buffs elected to punt from the Texas Christian 41-yard line on fourth-and-5. TCU answered with an 80-yard touchdown drive and for a 24-6 lead with 10:55 left in the game.

If there was any doubt about the outcome, the Horned Frogs erased it on their next possession after Colorado failed to convert a fourth-and-long from inside CU territory. TCU needed just two plays to go 32 yards for a touchdown and 31-6 lead, then added one more score to bump the margin to 38-6 with 3:15 remaining.

The Buffs finally found the end zone in the final minutes when J.T. Shrout engineered an eight-play, 75-yard scoring drive, finishing the march with a 23-yard scoring pass to freshman Jordyn Tyson.

Colorado opened the game with promise. After coming up short on fourth-and-1 from the TCU 15 on their first possession, the Buffs got on the board first on their second try with a 37-yard Cole Becker field goal. CU drove 43 yards in nine plays before stalling again in the red zone, then settling for Becker's kick.

Colorado's defense played well the entire half, but the Buffs made maybe the biggest mistake of the half when a low, 39-yard Ashton Logan punt gave TCU's Derius Davis a chance at a return, and he took advantage, racing 60 yards to the end zone for a 7-3 TCU lead.

The Buffs did manage to cut the deficit to 7-6 on their next possession. CU drove 50 yards in 12 plays to reach the TCU 20, but the drive stalled there and Colorado took a 43-yard Becker field goal.

TCU	0	7	10	21	—	38
COLORADO	3	3	0	7	—	13

SCORING	Score	Time	Qtr
COLORADO — Becker 37 FG	3- 0	4:44	1Q
TCU — Davis 60 punt return (Kell kick)	3- 7	14:36	2Q
COLORADO — Becker 43 FG	6- 7	7:38	2Q
TCU — Demercardo 43 run (Kell kick)	6-14	11:56	3Q
TCU — Kell 33 FG	6-17	3:45	3Q
TCU — Miller 3 run (Kell kick)	6-24	10:55	4Q
TCU — Davis 27 run (Kell kick)	6-31	7:55	4Q
TCU — Jackson 7 run (Kell kick)	6-38	3:15	4Q
COLORADO — Tyson 23 pass from Shrout (Becker kick)	13-38	1:13	4Q

Attendance: 47,868 **Time:** 3:13 **Weather:** 84 degrees, partly cloudy, 18 percent humidity; winds from the northeast at 12 mph

TEAM STATISTICS	COLORADO	TCU
First Downs.....	20	17
Third Down Efficiency (Fourth).....	6-15 (0-3)	5-11 (2-2)
Rushes—Net Yards	29-113	30-275
Passing Yards	235	138
Passes (Att-Comp-Int).....	41-26-0	23-15-0
Total Offense.....	348	413
Return Yards	0	72
Punts: No-Average.....	4-43.3	3-41.3
Fumbles: No-Lost.....	0-0	0-0
Penalties/Yards	5/30	7/60
Quarterback Sacks—Yards	0-0	2-17
Time of Possession	33:18	26:42
Drives/Average Field Position	10/C24	9/T28
Red Zone: Scores-Attempts (Points).....	1-2 (3)	3-3 (17)

INDIVIDUAL STATISTICS

Rushing—Colorado: B.Lewis 8-42, Fontenot 8-31, Smith 7-30, Stacks 2-8, Offerdahl 1-6, Shrout 3-minus 4. **TCU:** Miller 8-52, Demercardo 4-49. Jackson 5-44, Bailey 3-42, Duggan 3-41, Davis 1-27, Morris 4-18, Battle 2-4, Team 2-minus 2.

Passing—Colorado: Shrout 23-13-0, 157, 1 td; B.Lewis 18-13-0, 78, 0 td. **TCU:** Morris 20-13-0, 111, 0 td, Duggan 3-2-0, 27, 0 td.

Receiving—Colorado: Arias 4-66, Russell 3-19, Hestera 3-17, Tyson 2-26, Lemonious-Craig 2-23, Sowell 2-23, Jackson 2-18, Sneed 2-17, D.Smith 2-7, Bell 2-3, Penry 1-11, Fauria 1-5.

TCU: Williams 3-31, Johnston 3-22, Davis 2-25, Wiley 2-13, Spivey 1-20, Barber 1-9, Nowell 1-9, Hudson 1-8, Miller 1-1.

Punting—Colorado: Logan 4-43.2 (51 long, 1 In20). **TCU:** Sandy 3-41.3 (47 long, 2 In20).

Punt Returns—Colorado: none. **TCU:** Davis 3-72.

Kickoff Returns—Colorado: none. **TCU:** none.

Interceptions—Colorado: none. **TCU:** none.

Tackle Leaders—Colorado: Perry 7,0—7; Chandler-Semedo 6,0—6; Woods 5,1—6; Lang 3,0—3; Lewis 3,0—3; Striker 3,0—3; Rodman 1,2—3; Thomas 1,2—3; Barnes 2,0—2; Moore 1,0—1; Reed 1,0—1. **TCU:** Hodge 4,1—5; Obiazor 4,1—5; Winters 4,1—5; Bradford 4,0—4; Perry 4,0—4; Hodges 1,3—4; Banks 3,0—3; Hodges-Tomlinson 3,0—3; Williams 1,2—3.

Quarterback Sacks—Colorado: none. **TCU:** Winters 1-12, Williams 1-5.

Passes Broken Up—Colorado: none. **TCU:** Bradford 2, Stewart 2, Lingard, Perkins-McAllister, Winters.

GAME NOTES

TCU takes a 1-0 series lead; the back end of the home-and-home is in Fort Worth a year from this game (Sept. 2, 2023) ... Colorado is now 83-45-5 in season openers (133), which includes a 55-21-1 mark in Boulder; the Buffaloes had won six straight season lid-lifters ... CU is now 19-27 in Friday games and is 24-32-1 when wearing all black (3-2 in season openers) ... Kickoff was delayed for 35 minutes due to lightning in the vicinity; the last game delayed due to weather at Folsom Field was on Oct. 3, 2015 vs. Oregon (*heavy rain and lightning*) ... CU sold out of its 14,000 student season sport pass allotment and over 11,000 were scanned in for the opener ... CU held the ball for 22:08 in the first half; TCU had three offensive possessions ... The Buffaloes wore the "black CU" on its helmet for the first time since the 1979 season; it was in honor of **Cliff Branch**, CU's first player inducted into the Pro Football Hall of Fame; that was the logo on his helmet when he starred for CU in 1970-71 ... Sophomore **PK Cole Becker's** 37-yard field goal marked the first time since 2009 that CU's first score of the year was a field goal ... CU did not have a turnover for its fourth straight season opener and dating back to last year, has just one in its last six games. It was the ninth game without a turnover in 19 under **Karl Dorrell** ... **WR Jordyn Tyson** (2-26, 1 TD) became the first true freshman in CU history to catch a TD pass in a season opener when he hauled in a 23-yard throw from J.T. Shrout in the fourth quarter.

**GAME 2: AIR FORCE 41, COLORADO 10****SEPTEMBER 10, 2022****FALCON STADIUM, USAFA, COLO.**

USAFA, Colo. — Colorado dug a big hole early and could never recover as the Buffaloes dropped a 41-10 decision to Air Force at a cool and wet Falcon Stadium.

Colorado fell behind early, 20-0, thanks to two early turnovers that the Falcons converted into touchdowns, including a fumble on the second play of the game.

But the Buffs bounced back and had a chance to pull within 20-17 early in the third quarter, only to see Air Force recover an Alex Fontenot fumble at the goal line. Two possessions later, the Falcons drove for their third touchdown to take a 27-10 lead and the Buffs could never get themselves back in the game again.

A fumble on Colorado's first possession gave Air Force the ball at the CU 14 and the Falcons needed just one play to punch the ball into the end zone for a 7-0 lead.

Air Force then added a field goal after a CU three-and-out and tallied another three-pointer late in the first quarter as Colorado's offense went nowhere.

The Falcons then threatened to turn the game into a rout early in the second quarter. A.J.T. Shrout pass was tipped by CU receiver Maurice Bell to an AFA defender, giving Air Force possession at Colorado's 35. The Falcons then needed just four plays to find the end zone, with AFA's Brad Roberts notching his second touchdown of the game to give Air Force a 20-0 lead with 12:55 still remaining in the second quarter.

At that point in the game, Colorado's first five possessions had produced 24 yards offense and two turnovers.

But the Buffs finally found some offensive rhythm in the second quarter. After AFA's second touchdown, CU responded with a four-play, 71-yard scoring march. Fontenot opened the drive with a 21-yard run, Deion Smith ran for 23 and Shrout connected with R.J. Sneed for 7 yards before Smith capped the drive with a 25-yard scoring run.

Cole Becker's PAT cut Air Force's lead to 20-7 and the Buffs at least slowed AFA's momentum.

CU's defense then stepped up with a big play. After the Falcons drove deep into Colorado territory, Buffs defensive lineman Jalen Sami punched the ball out of AFA running back John Eldridge's arms just before he crossed the goal line. CU linebacker Josh Chandler-Semedo recovered to prevent the Falcons from extending their lead.

Colorado couldn't manufacture any points out of the takeaway, but the defense came up again on AFA's next possession. Safety Trevor Woods delivered a big hit on Roberts to force a fumble in Colorado territory, which Chance Main recovered.

That led to a 41-yard Becker field goal in the final minute to cut AFA's lead to 20-10 at intermission.

CU had a golden opportunity to pull within three points early in the third quarter when a bad snap on an AFA punt attempt gave CU the ball at the AFA 13.

The Buffs then produced a first-and-goal from the 2-yard line, but Fontenot's fumble on second down put the ball back in Air Force's hands. The play was reviewed, and while it appeared that Fontenot may have gotten the ball into the end zone before the fumble, officials upheld the original call.

Colorado's defense then forced an AFA punt, but the CU offense came up short on fourth-and-2 and the Falcons responded with a 69-yard touchdown drive for a 27-10 lead to put the game away.

Air Force then added two more touchdowns in the final period to complete the scoring.

COLORADO	0	10	0	0	—	10
Air Force	13	7	7	14	—	41

SCORING	Score	Time	Qtr
Air Force — Roberts 14 run (Dapore kick)	0-7	14:27	1Q
Air Force — Dapore 54 FG	0-10	9:42	1Q
Air Force — Dapore 47 FG	0-13	0:17	1Q
Air Force — Roberts 20 run (Dapore kick)	0-20	12:55	2Q
COLORADO — D. Smith 25 run (Becker kick)	7-20	10:55	2Q
COLORADO — Becker 41 FG	10-20	0:41	2Q
Air Force — Daniels 1 run (Dapore kick)	10-27	2:31	3Q
Air Force — Roberts 46 run (Dapore kick)	10-34	11:12	4Q
Air Force — Eldridge 11 run (Dapore kick)	10-41	3:03	4Q

Attendance: 33,647 **Time:** 3:12 **Weather:** 48 degrees, rainfall throughout, 90 percent humidity; winds from the northwest at 3 mph

TEAM STATISTICS	COLORADO	AIR FORCE
First Downs	8	25
Third Down Efficiency (Fourth)	1-11 (0-2)	4-12 (1-2)
Rushes—Net Yards	32-111	70-435
Passing Yards	51	8
Passes (Att-Comp-Int)	21-5-1	5-1-0
Total Offense	162	443
Return Yards	11	10
Punts: No-Average	7-41.4	2-46.0
Fumbles: No-Lost	2-2	5-3
Penalties/Yards	4/40	3/25
Quarterback Sacks—Yards	0-0	1-9
Time of Possession	21:38	38:22
Drives/Average Field Position	14/C34	15/AF35
Red Zone: Scores-Attempts (Points)	0-1 (0)	4-5 (28)

INDIVIDUAL STATISTICS

Rushing—Colorado: Smith 11-59, Fontenot 12-53, Offerdahl 1-5, Shrout 6-3, Stacks 1-minus 1, Team 1-minus 8. **Air Force:** Roberts 24-174, Eldridge 8-88, Larrier 6-60, Jefferson 1-48, Michel 6-35, Daniels 9-29, Kinamon 3-21, Fattah 6-20, Hughes 2-4, Team 5-minus 44.

Passing—Colorado: Shrout 21-5-1, 51, 0 td. **Air Force:** Daniels 5-1-0, 8, 0 td.

Receiving—Colorado: Arias 2-36, Sneed 1-7, Tyson 1-6, Fontenot 1-2. **Air Force:** Kinamon 1-8.

Punting—Colorado: Logan 7-41.4 (55 long, 2 In20). **Air Force:** Bay 2-46.0 (46 long, 1 In20).

Punt Returns—Colorado: Penry 1-11. **Air Force:** none.

Kickoff Returns—Colorado: Reed 2-74, Bell 1-18, Smith 1-11. **Air Force:** none.

Interceptions—Colorado: none. **Air Force:** Goff 1-10.

Tackle Leaders—Colorado: Perry 9,8—17; Chandler-Semedo 5,5—10; Woods 6,2—8; Thomas 2,4—6; Rodman 1,4—5; Reed 3,1—4; Sami 3,1—4; Ham 2,2—4; Martin 2,2—4; I.Lewis 3,0—3; Lang 1,2—3; Moore 2,1—3. **Air Force:** Mack 3,3—6; Goodwin 5,0—5; Blackmon 3,2—5; Mock 1,4—5; Goff 2,2—4; Taylor 2,2—4; Sanford 1,2—3; Zdroik 2,0—2.

Quarterback Sacks—Colorado: none. **Air Force:** Zdroik 1-9.

Passes Broken Up—Colorado: Lewis. **Air Force:** Goff 2, Castonguay, Jefferson, Mack, Sanford.

GAME NOTES

The CU lead in the series is now **12-6**, with a 5-2 edge in Colorado Springs; the two are not scheduled to meet at this time in the foreseeable future (this home-and-home series was signed back in 2015) ... Colorado is now **0-3** in Saturday's uniform look (silver/grey helmet, all white uniforms; CU previous lost in the look at Utah in 2015 and at Washington State in 2017) ... CU is now **23-22** in second games of a season following a loss in the season opener (7-12 on the road) ... CU is **0-2** for the first time since 2012 ... This was the highest elevation for a CU game since CU's last visit to Air Force (in 1974; Wyoming has the highest elevated stadium—CU last played there in 1946—CU has the third) ... CU's last game with significant rainfall throughout was at Washington State in 2019 ... CU's first defensive penalty of the year came **90:51** into the season ... Player participation: **63** of the **78** players dressed for today's game saw action ... CU's streak without throwing an interception ended at **183** on the first play of the second quarter ... Air Force was 1-of-5 for 8 yards; it tied for the 10th fewest completions against CU (the 27th time one or fewer); the 5 attempts tied for the 13th fewest; and the 8 yards was the 20th time an opponent had 10 or fewer yards in a game and the fewest since Nebraska had 3 in 1987 ... Three players made their first career starts (at Colorado): ILB Josh Chandler-Semedo, QB J.T. Shrout and WR Jordyn Tyson ... WR Daniel Arias became the 85th player at CU to top 500 receiving yards (526).

**GAME 3: MINNESOTA 49, COLORADO 7****SEPTEMBER 17, 2022****HUNTINGTON BANK STADIUM, MINNEAPOLIS**

MINNEAPOLIS — Colorado's offense never got untracked and the Buffaloes' defense had no answer for Minnesota as CU dropped a 49-7 decision to the Golden Gophers at Huntington Bank Stadium.

The Gophers led 14-0 less than seven minutes in after a long scoring drive to open the game and a CU fumble deep in Buffs territory on Colorado's first possession led to another UM score. It continued to build on the lead as CU never mounted a threat, with the Gophers taking a 35-0 lead into the locker room at intermission.

The Buffs were dominated in every statistical category. CU finished with just 226 yards total offense, with 186 coming in the second half when the game was well out of hand. The Gophers finished with 500 yards (334 rushing). Colorado was 1-for-12 on third-down conversion attempts while Minnesota was 13-for-15.

CU rotated J.T. Shrout and Brendon Lewis at quarterback throughout the game, but neither managed to lead the offense to any consistency. Shrout finished 4-for-11 for 24 yards and a touchdown while Lewis was 2-for-6 for 14 yards. True freshman Owen McCown saw his first action on CU's last series and was 4-for-7 for 52 yards.

Deion Smith led the Buffs in rushing with 10 carries for 70 yards while Daniel Arias had three catches for 22 yards.

Minnesota took the opening possession and marched 75 yards for a touchdown in nine plays, with the first three plays of the drive covering 19, 13 and 15 yards. Ibrahim, who had 100 yards rushing in the first quarter, capped the drive with his first of three touchdowns, a 5-yard run to the end zone.

The Buffs then proved to be their own worst enemy, a theme that played out all too often as the game progressed. Shrout was sacked and he fumbled on CU's first offensive play of the game and the Gophers recovered at the Colorado 14-yard line.

One play later Minnesota had another touchdown and the PAT gave UM a 14-0 lead with 8:44 still to play in the first quarter.

The Buffaloes could never come up with an answer after Minnesota's early salvo, as CU didn't penetrate Minnesota territory until midway through the second quarter. The Buffs finally did manage to reach the UM 30, but Shrout was sacked again to stifle the drive and CU was forced to punt.

Defensively, CU got one key stop when safety Isaiah Lewis grabbed a deflected Morgan pass for an interception late in the first quarter. But the Buffs couldn't move the ball and punted.

Minnesota then added three more touchdowns in the second quarter, hammering out scoring drives of 57, 91 and 53 yards to build its 35-0 halftime lead. Colorado finally manufactured a semblance of a drive to open the third quarter.

The Buffs moved from their own 25 to the Minnesota 34, with Shrout completing throws to Arias and Montana Lemonious-Craig, and Maurice Bell running for 16. But the drive was stalled by a holding penalty and Shrout threw incomplete on fourth-and-16.

Minnesota then pounded out a 60-yard scoring drive to end the third quarter, and the Golden Gophers reserves added another touchdown in the fourth quarter to extend their lead to 49-0.

Colorado avoided a shutout by driving 75 yards to the end zone in 10 plays in the fourth quarter, getting the score with 8:55 remaining. Charlie Offerdahl had four rushes for 35 yards and Smith added two carries for 30 yards before Shrout found second-year freshman tight end Austin Smith for a 4-yard touchdown pass to complete the scoring.

COLORADO	0	0	0	7	-	7
Minnesota	14	21	7	7	-	49

SCORING	Score	Time	Qtr
Minnesota — Ibrahim 5 run (Trickett kick)	0-7	9:32	1Q
Minnesota — Ibrahim 2 run (Trickett kick)	0-14	8:44	1Q
Minnesota — Ibrahim 18 run (Trickett kick)	0-21	9:08	2Q
Minnesota — Autman-Bell 39 pass from Morgan (Trickett kick)	0-28	1:37	2Q
Minnesota — Wright 16 pass from Morgan (Trickett kick)	0-35	0:08	2Q
Minnesota — Geary 8 pass from Morgan (Trickett kick)	0-42	3:46	3Q
Minnesota — Williams 22 run (Trickett kick)	0-49	14:14	4Q
COLORADO — A.Smith 4 pass from Shrout (Becker kick)	7-49	8:55	4Q

Attendance: 42,101 **Time:** 3:19 **Weather:** 76 degrees, sunny skies,
57 percent humidity; winds from the south at 10 mph

TEAM STATISTICS	COLORADO	MINNESOTA
First Downs.....	14	29
Third Down Efficiency (Fourth).....	1-12 (4-5)	13-15 (0-1)
Rushes—Net Yards	34-136	52-334
Passing Yards	90	166
Passes (Att-Comp-Int).....	24-10-0	20-12-1
Total Offense	226	500
Return Yards	0	14
Punts: No-Average	6-37.8	1-24.0
Fumbles: No-Lost	2-1	0-0
Penalties/Yards	4/35	4/25
Quarterback Sacks—Yards	2-11	3-24
Time of Possession	23:53	38:07
Drives/Average Field Position	11/C27	10/M36
Red Zone: Scores-Attempts (Points).....	1-1 (7)	5-6 (35)

INDIVIDUAL STATISTICS

Rushing—Colorado: Smith 10-70, Offerdahl 8-55, Bell 1-16, McCown 3-9, Stacks 6-8, Lewis 4-1, Shrout 2-minus 23. **Minnesota:** Ibrahim 23-202, Williams 4-58, Potts 13-51, Kaliakmanis 4-10, Jelen 3-7, Nubin 2-7, Morgan 3-minus 1.

Passing—Colorado: McCown 7-4-0, 52, 0 td; Shrout 11-4-0, 24, 1 td.; Lewis 6-2-0, 14, 0 td. **Minnesota:** Morgan 16-11-1, 157, 3 td; Kramer 1-1-0, 9; Kaliakmani 1-0-0, 0; Team 2-0-0, 0.

Receiving—Colorado: Arias 3-22, Olsen 2-9, Jackson 1-28, Fauria 1-15, Lemonious-Craig 1-10, A.Smith 1-4, Stacks 1-2.. **Minnesota:** Autman-Bell 3-58, Spann-Ford 3-34, right 2-31, Jackson 2-26, Brockington 1-9, Geary 1-8.

Punting—Colorado: Logan 6-37.8 (47 long, 1 In20). **Minnesota:** Crawford 1-24.0 (24 long, 0 In20).

Punt Returns—Colorado: none. **Minnesota:** Redding 3-14.

Kickoff Returns—Colorado: Bell 1-19. **Minnesota:** none.

Interceptions—Colorado: I.Lewis 1-0. **Minnesota:** none.

Tackle Leaders—Colorado: Lewis 7,1—8; Thomas 6,1—7; Mack 5,1—6; Moore 3,2—5; Perry 3,2—5; Woods 4,1—5; Chandler-Semedo 4,0—4; M.Williams 4,0—4; Barnes 1,3—4; Main 3,0—3; Reed 3,0—3; three with 2,0—2 (Lang, Martin, A.Smith). **Minnesota:** Sori-Marin 4,2—6; Bishop 3,1—4; Walley 2,1—3; Surgers 2,1—3; Baugh 1,2—3; Oliver 1,2—3.

Quarterback Sacks—Colorado: Chandler-Semedo 1-7, Aub.Smith 1-4. **Minnesota:** Smith 1-14, Striggow 1-9, Surgers 1-1.

Passes Broken Up—Colorado: Taylor, M.Williams. **Minnesota:** Dixon 2, Joyner, LeCaptain, Lindenberg, Nubin, Oliver, Sori-Marin, Walley.

GAME NOTES

Colorado now leads the series by a 3-2 count (1-1 in Boulder, 2-1 in Minneapolis); no games between the two are scheduled in the future at this time ... Colorado fell to 0-3 for just the 13th time in its history, last doing so in 2012 ... Minnesota's 13-of-15 effort on third downs was the second-best ever against a CU team with more than 10 attempts (86.7 percent; in 1980, Oklahoma converted 10-of-11, or 90.9%) ... Opponents had been 0-of-25 on third and 20 or more since 2011; Mohamed Ibrahim's 34-yard run on 3rd-and-21 was the first such conversion since in 11 years ... Colorado was 4-of-5 on fourth downs, tying for the third most it has ever converted in a game ... **TE Austin Smith** became the 18th known player in CU history to score a touchdown on first career touch when he scored CU's lone touchdown in the fourth quarter ... **TB Deion Smith** recorded his career high in yards for the second straight game, eclipsing the 59 yards on 11 carries at Air Force last week ... **S Isaiah Lewis** made his third career interception to stifle a Minnesota first quarter possession ... **QB Brendon Lewis** extended his streak **156** consecutive passes without an interception; that is the second-longest in school annals.

**GAME 4: UCLA 45, COLORADO 17****SEPTEMBER 24, 2022****FOLSOM FIELD, BOULDER**

BOULDER — Colorado freshman quarterback Owen McCown gave the Buffaloes' offense a bit of a boost but it wasn't enough as visiting UCLA rolled to a 45-17 win at Folsom Field.

Colorado scored its second first-half touchdown of the year late in the second quarter and trailed just 21-10 at the half.

But the Bruins put the game away with a touchdown and field goal early in the third quarter, then another touchdown after a CU turnover to build a 38-10 lead late in the period. The Bruins then extended the margin to 45-10 early in the fourth quarter before the Buffs put up a late touchdown to complete the scoring.

Colorado started four freshmen on the offensive side — McCown, Offerdahl, guard Van Wells and wide receiver Chase Sowell.

Colorado had a chance to take the lead on the opening possession as the Buffs drove to the UCLA 35-yard line. But a penalty pushed the Buffs back and a 54-yard field goal try by Cole Becker sailed wide left.

UCLA's offense had no such issues. The Bruins drove for touchdowns on their first three possessions on drives covering 64, 95 and 75 yards, with Thompson-Robinson throwing one touchdown pass and Charbonnet running for two scores.

Colorado did get on the board after the Bruins' second touchdown, driving 58 yards before settling for a 35-yard Becker field goal to pull within 14-3. McCown completed a 42-yard pass to Daniel Arias on the march — CU's longest play from scrimmage this season — and true freshman Anthony Hankerson delivered a terrific 10-yard run to keep the drive alive.

But the Bruins quickly answered with their third touchdown to take a 21-3 lead with nine minutes still to play in the second quarter.

Colorado's defense then finally produced a stop. After the Bruins drove into CU territory, the Buffs held the Bruins on fourth-and-2, with Jalen Sami, Quinn Perry and Jamar Montgomery teaming up to stop Keegan Jones for just 1 yard.

McCown then engineered a 74-yard scoring drive in the final minutes of the half. Offerdahl ran for 14 yards early in the drive and McCown added a 31-yard completion to freshman Jordyn Tyson.

The Buffs then came close to stalling again when a holding penalty pushed CU back to the UCLA 15. But an Offerdahl 3-yard run, an 8-yard completion to Brady Russell and a UCLA penalty gave CU a fourth-and-goal from the 2. McCown ran a bootleg to his left and scooted into the end zone for the score, sending Colorado into the locker room at intermission trailing 21-10.

The Bruins, however, quickly regained control after halftime. UCLA opened the third quarter with a 75-yard scoring march in just four plays to build its lead to 28-10, then added a field goal after a CU fake punt came up short. Minutes later, CU's first turnover of the game — McCown fumbled as he was sacked — led to UCLA's fifth touchdown and a 38-10 Bruins lead with 6:03 still left in the third period.

Colorado's offense, meanwhile, couldn't re-establish the rhythm it had late in the second quarter. CU's first five possessions in the third quarter ended via punt, downs, lost fumble, punt and interception.

The Bruins' second offensive unit then converted the interception into another touchdown and a 45-10 lead just seconds into the final period.

Colorado reached the end zone one more time when McCown guided a 14-play, 85-yard scoring march. He completed 11 passes on the drive, converting one fourth down, before throwing an 8-yard scoring pass to Tyson to make the score 45-17.

UCLA	14	7	17	7	—	45
COLORADO	0	10	0	7	—	17

SCORING	Score	Time	Qtr
UCLA — Sykes 24 pass from Thompson-Robinson (Barr-Mira kick)	0-7	6:18	1Q
UCLA — Charbonnet 35 run (Barr-Mira kick)	0-14	0:46	1Q
COLORADO — Becker 35 FG	3-14	12:12	2Q
UCLA — Charbonnet 13 run (Barr-Mira kick)	3-21	9:00	2Q
COLORADO — McCown 2 run (Becker kick)	10-21	0:19	2Q
UCLA — Charbonnet 46 run (Barr-Mira kick)	10-28	13:23	3Q
UCLA — Barr-Mira 44 FG	10-31	7:48	3Q
UCLA — Yankoff 2 pass from Thompson-Robinson (Barr-Mira kick)	10-38	6:03	3Q
UCLA — Yankoff 3 pass from Garbers (Firebaugh kick)	10-45	14:56	4Q
COLORADO — Tyson 8 pass from McCown (Becker kick)	17-45	2:59	4Q

Attendance: 42,848 **Time:** 3:19 **Weather:** 72 degrees, sunny skies,
25 percent humidity; winds from the northeast at 3 mph

TEAM STATISTICS	COLORADO	UCLA
First Downs.....	19	25
Third Down Efficiency (Fourth).....	5-17 (3-4)	4-9 (0-1)
Rushes—Net Yards	34-51	34-249
Passing Yards	258	266
Passes (Att-Comp-Int).....	42-26-1	29-22-0
Total Offense.....	309	515
Return Yards	15	20
Punts: No-Average.....	5-46.2	3-46.3
Fumbles: No-Lost.....	2-1	0-0
Penalties/Yards	5/40	8/70
Quarterback Sacks—Yards	1-9	5-39
Time of Possession	34:07	25:53
Drives/Average Field Position	12/C24	13/U34
Red Zone: Scores-Attempts (Points).....	3-3 (17)	4-4 (28)

INDIVIDUAL STATISTICS

Rushing—Colorado: Offerdahl 14-47, Hankerson 7-25, Smith 2-16, Russell 1-1, Bell 1-minus 6, McCown 9-minus 32. **UCLA:** Charbonnet 9-104, Thompson-Robinson 7-56, Harden 7-41, K.Jones 6-31, Yankoff 2-7, Garbers 1-2, Grubb 1-2, Team 1-minus 1.

Passing—Colorado: McCown 42-26-1, 258, 1 td. **UCLA:** Thompson-Robinson 23-19-0, 234, 2 td; Garbers 6-3-0, 32, 1 td.

Receiving—Colorado: Bell 5-26, Arias 4-82, Russell 4-33, Sneed 3-29, Tyson 2-39, Robinson 2-19, Smith 2-6, Lemonious-Craig 1-9, Olsen 1-7, Hankerson 1-4, Hestera 1-4. **UCLA:** Bobo 4-53, Sykes 4-48, Allen 4-30, Ezeike 2-30, Habermehl 2-16, Yankoff 2-5, Loya 1-28, Norwood 1-25, Brown 1-21, Mokiao-Atimalala 1-10.

Punting—Colorado: Carrizosa 5-46.2 (51 long, 3 In20). **UCLA:** Barr-Mira 3-46.3 (49 long, 1 In20).

Punt Returns—Colorado: none. **UCLA:** Loya 2-7.

Kickoff Returns—Colorado: Reed 1-26. **UCLA:** none.

Interceptions—Colorado: none. **UCLA:** Jones 1-13.

Tackle Leaders—Colorado: Perry 8,1—9; Lewis 6,1—7; Woods 6,1—7; Chandler-Semedo 4,1—5; Main 4,0—4; Mack 3,1—4; Grant 2,1—3; Barnes 1,2—3; Reed 2,0—2; Lang 1,1—2; Rodman 1,1—2; Striker 1,1—2; Montgomery 0,2—2. **UCLA:** Vaughns 4,3—7; Muasau 2,4—6; Churchwell 5,0—5; Humphrey 4,1—5; Osling 4,0—4; Davies 3,1—4; Latu 3,1—4.

Quarterback Sacks—Colorado: Chandler-Semedo 1-9. **UCLA:** Latu 3-28, Dinneen 1-8, Murphy 1-3.

Passes Broken Up—Colorado: Montgomery, Moore, Reed. **UCLA:** Davies, Kirkwood, Latu, Vaughns.

GAME NOTES

CU is now **83-44-2** in conference openers (5-7 in the Pac-12) ... CU head coaches are 21-14 against their alma maters (Dorrell is 1-2 against UCLA) ... Colorado is 0-4 for just the ninth time in its history, last doing so in 2006 ... With **QB Owen McCown**, **WR Chase Sowell** and **OG Van Wells** starting on offense, it was the first time three true freshmen started the same game on offense since a 28-24 win over Iowa State in Boulder on Nov. 8, 2008 (TE Ryan Deehan, QB Tyler Hansen, TB Darrell Scott) ... This is the eighth time in the modern era (since WWII) that three quarterbacks have started games for CU in the same season (first time among the first four games). McCown passed for 258 yards, the most by a Buff since the 2020 season opener against UCLA, and he was just the seventh true freshman to start a game at quarterback in CU history ... Three players saw their first action as Buffaloes: **P Trent Carrizosa**, **TB Anthony Hankerson**, **TE Louis Passarello**. With true freshman **P Ashton Logan** out due to illness, Carrizosa (a true freshman walk-on), punted in his place and it marked just the second time in CU history that two true freshmen have attempted at least one punt in any season (the other was in 1977). In addition, his first punt traveled 51 yards (51 net), the second-longest first career punt by a walk-on (record: John Torp, 63 yards vs. USC in 2002).

**GAME 5: ARIZONA 43, COLORADO 20****OCTOBER 1, 2022****ARIZONA STADIUM, TUCSON**

TUCSON, Ariz. — Colorado's offense posted its highest point total of the season but the Buffaloes' defense had no answer for Arizona quarterback Jayden de Laura as the Wildcats claimed a 43-20 win at Arizona Stadium. The Buffs dropped to 0-5 overall and 0-2 in Pac-12 play while Arizona improved to 3-2, 1-1.

The Buffs fell behind 26-7 midway through the second quarter as the Wildcats scored on four of their first five possessions, rolling up 400 yards total offense in the first half. But the Buffs came back to close the gap to 26-13 at the half, with freshman quarterback Owen McCown engineering a 65-yard scoring drive that finished with a 14-yard touchdown throw to Daniel Arias.

The Wildcats bumped their margin to 33-13 early in the third quarter before the Buffs answered again with a long scoring drive and kept the game within two scores heading into the fourth quarter. But the Buffs could not come any closer as Arizona came up with a fourth-down stop at midfield and then drove for another touchdown to put the game away.

The Buffs finished with a season-high 154 rushing yards, led by 68 yards and a touchdown from true freshman Anthony Hankerson. McCown, making his second start, finished with 186 yards passing with one touchdown, and he added a touchdown on the ground as well.

Arizona opened the game with a 75-yard scoring drive, but the Buffs answered with a 70-yard scoring march to knot the game at 7-7. McCown had a key 12-yard completion to Daniel Arias to convert a third down on the drive, another 12-yarder to Ty Robinson before a 36-yard screen pass to Charlie Offerdahl put the Buffs on the Arizona 1-yard line. McCown then took it in himself for the score, Colorado's first touchdown in the first quarter this season.

But CU's defense could never contain Arizona QB Jayden de Laura, who finished with 484 yards passing and six touchdowns. The Wildcats scored on three of their next four possessions, with CU's only stop coming on a fourth-and-goal from the 1-yard line.

De Laura's fourth touchdown pass of the game gave the Wildcats a 26-7 lead with 3:42 still to play in the second quarter as CU's offense came up empty on four straight possessions. The Buffs finally added to their total late in the first half with a 65-yard touchdown drive. McCown connected with running back Deion Smith for a 41-yard gain, then hit Arias with a 14-yard touchdown throw with 1:05 left in the half, but the PAT sailed wide and Colorado trailed 26-13.

The Buffs had an opportunity to make it a one-score game when they took the opening kick in the second half, but couldn't move and were forced to punt. The Wildcats answered with another long scoring march and de Laura's fifth touchdown pass of the game to push UA's lead to 33-20.

But Colorado refused to go away quietly. The Buffs responded with a seven-play, 75-yard scoring drive, sparked by a 42-yard McCown pass to Jordyn Tyson before Hankerson took over. The true freshman RB ran three straight times for 27 yards, including a 7-yard scoring run. Cole Becker's PAT pulled CU back to within two scores, 33-20.

Arizona then drove for a 29-yard field goal to push its lead to 36-20 with 1:22 left in the third quarter. Colorado had one more chance to make it a one-score game when the Buffs drove into Arizona territory early in the fourth quarter, only to see the drive stall on downs. The Wildcats then put the game away for good with a 57-yard touchdown march to cap the scoring.

COLORADO	7	6	7	0	—	20
Arizona	13	13	10	7	—	43

SCORING	Score	Time	Qtr
Arizona — Wiley 9 pass from de Laura (Loop kick)	0-7	9:58	1Q
COLORADO — McCown 1 run (Becker kick)	7-7	6:35	1Q
Arizona — Cowing 3 pass from de Laura (kick failed)	7-13	1:19	1Q
Arizona — Singer 5 pass from de Laura (pass failed)	7-19	8:16	2Q
Arizona — McLachlan 8 pass from de Laura (Loop kick)	7-26	3:42	2Q
COLORADO — Arias 14 pass from McCown (kick failed)	13-26	1:05	2Q
Arizona — McMillian 23 pass from de Laura (Loop kick)	13-33	8:10	3Q
COLORADO — Hankerson 7 run (Becker kick)	20-33	4:57	3Q
Arizona — Loop 29 FG	20-36	1:22	3Q
Arizona — Wiley 5 pass from de Laura (Loop kick)	20-43	8:57	4Q

Attendance: 36,591 **Time:** 3:21 **Weather:** 81 degrees, partly cloudy skies, 39 percent humidity; winds from the south at 9 mph

TEAM STATISTICS	COLORADO	ARIZONA
First Downs.....	20	36
Third Down Efficiency (Fourth).....	5-12 (0-1)	9-14 (1-2)
Rushes—Net Yards	31-154	34-178
Passing Yards	186	495
Passes (Att-Comp-Int).....	30-14-0	49-34-0
Total Offense	340	673
Return Yards	0	19
Punts: No-Average.....	5-45.4	1-41.0
Fumbles: No-Lost.....	1-1	1-0
Penalties/Yards	4/30	6/60
Quarterback Sacks—Yards	0-0	3-11
Time of Possession	24:43	35:17
Drives/Average Field Position	12/C24	13/A29
Red Zone: Scores-Attempts (Points).....	3-4 (20)	6-9 (36)

INDIVIDUAL STATISTICS

Rushing—Colorado: Hankerson 12-68, McCown 10-43, Smith 4-20, Offerdahl 3-18, Sneed 1-6, Tyson 1-minus 1. **Arizona:** Wiley 16-77, Williams 6-39, Coleman 5-31, de Laura 5-28, Cowing 1-4, Team 1-minus 1.

Passing—Colorado: McCown 30-14-0, 186, 1 td. **Arizona:** de Laura 46-34-0, 484, 6 td; McMillian 1-1-0, 11, 0 td; Team 2-0-0, 0.

Receiving—Colorado: Arias 3-31, Hankerson 2-7, Bell 2-2, Tyson 1-42, Smith 1-41, Offerdahl 1-36, Robinson 1-12, Lemonious-Craig 1-7, Sneed 1-4, Olsen 1-4. **Arizona:** Cowing 12-180, Singer 9-163, McMillian 5-90, Wiley 5-34, McLachlan 2-17, deLaura 1-11.

Punting—Colorado: Carrizosa 5-45.4 (52 long, 0 In20). **Arizona:** Ostendrop 1-41.0 (41 long, 0 In20).

Punt Returns—Colorado: Penry 1-0. **Arizona:** Cowing 3-10, Singer 1-9.

Kickoff Returns—Colorado: Reed 1-19. **Arizona:** none.

Interceptions—Colorado: none. **Arizona:** none.

Tackle Leaders—Colorado: Woods 12,2—14; Chandler-Semedo 7,3—10; Lang 6,1—7; Mack 5,2—7; Moore 4,2—6; Reed 3,3—6; Taylor 2,2—4; Montgomery 2,1—3; Perry 2,1—3; Sami 1,2—3; Oliver 2,0—2; Harris 1,1—2. **Arizona:** Roberts 6,1—7; Young 3,3—6; Echols 2,3—5; Taylor 2,3—5; Stukes 3,1—4; Maldonado 3,1—4; Wallace 3,0—3.

Quarterback Sacks—Colorado: none. **Arizona:** Echols 1½-5, Shand 1-4, Young ½-2.

Passes Broken Up—Colorado: Reed 2, Austin, Moore, Taylor, Woods. **Arizona:** Cage, Saves, Stukes, Taylor, Wilson, Young.

GAME NOTES

The Sunday following the game (October 2), CU head coach **Karl Dorrell** was dismissed and replaced on an interim basis by **OC Mike Sanford** ... Colorado now leads the series by a 16-9 count (7-5 in Boulder, 9-4 in Tucson) ... CU is now 18-11 this millennium (2000-present) in games preceding a bye week (6-5 since joining the Pac-12) ... The Buffs are 0-5 for just the fourth time in its 133-year history (previous in 1980, 1984 and 2006) ... CU scored on its first drive of the game for the first time in 2022 (McCown 1-yard TD run) and a TD for the first time since Nov. 28, 2020 vs. San Diego State ... Arizona had 673 yards on offense tonight; they were the last team to amass 600 in a regular season game against CU (616 in 2015); Texas gained 638 in the 2020 Alamo Bowl. It was the third time UA has put 600 on CU (also 670) in 2013, and overall, it was the most yards yielded since Oregon had 755, also in 2013 ... Through five games, 19 different players caught a pass for the Buffaloes — **TB Charlie Offerdahl** added to the list tonight (with the longest by a walk-on in 10 years) — that tied the record for the most players catching at least one pass in season, previously done in 1999 and 2004 ... CU was flagged four times for 30 yards, now just 22 times for 175 yards on the season ... CU became the first team in 2022 to start true freshmen at quarterback and center in the same game.

**GAME 6: COLORADO 20, CALIFORNIA 13 (OT)****OCTOBER 15, 2022****FOLSOM FIELD, BOULDER**

BOULDER — Colorado's J.T. Shrout threw a 22-yard touchdown pass to Montana Lemonious-Craig in overtime to lead the Buffaloes to a 20-13 win over Cal and hand interim head coach Mike Sanford a victory in his first game at the Buffs' helm.

A Family Weekend crowd of 50,471 watched the Buffs end a five-game losing streak to improve to 1-5 overall and 1-2 in Pac-12 play while the Bears fell to 3-3, 1-2.

Colorado led just 3-0 at the half in a defense-dominated game.

But Shrout replaced a banged-up Owen McCown late in the third quarter and helped guide the Buffs to a touchdown for a 10-7 lead early in the fourth quarter, then a field goal with 4:30 left in regulation to give CU a 13-10 edge.

The Bears forced overtime with a field goal on the last play of regulation, but Shrout tossed the touchdown to Lemonious-Craig on CU's first OT possession and the defense took over, keeping the Bears out of the end zone to clinch the win.

Shrout's pass to Lemonious-Craig was originally ruled an incompleteness, but an instant replay review awarded the Buffs a touchdown.

Colorado's defense delivered its best half of the season in the first 30 minutes, blanking the Bears for the first two quarters. CU held Cal to just 103 yards total offense, including just 23 on the ground.

The Bears did have two chances to get on the board, but both times came away empty when field goal tries of 54 yards and 48 yards wobbled left.

Colorado's offense also struggled to find any consistency, finishing with just 141 yards offense in the first half. But CU did manage to get on the board with a 31-yard Cole Becker field goal with 4:39 left in the second quarter.

Cal finally found the end zone and took the lead late in the third quarter when the Bears marched 47 yards in seven plays. Cal converted a fourth-and-2 on the drive, then scored on a 14-yard pass from Jack Plummer to J. Michael Sturdivant to take a 7-3 lead. But following punts by both teams, CU's offense responded.

With Shrout at quarterback, Colorado drove 58 yards for its first touchdown of the game, with the big play coming via some trickery. Wide receiver Jordyn Tyson took a handoff from Shrout, then delivered a 37-yard pass to Lemonious-Craig. Three plays later, Hankerson bulled in from the 1-yard line for the touchdown and Becker's PAT gave CU a 10-7 lead.

Following turnovers by both teams — Colorado's Nikko Reed recovered a Cal fumble and the Bears answered by forcing a CU fumble — the Bears turned their opportunity into three points. Cal went 36 yards in five plays before settling for a 27-yard field goal to tie the game at 10-10. Colorado, though, produced an answer.

The Buffs went 69 yards in 14 plays before getting a 24-yard Becker field goal to take a 13-10 lead with 4:30 to play. Shrout completed a 19-yard pass to Lemonious-Craig on the drive and Hankerson had an 11-yard run on the march.

The Bears responded with a 12-play scoring drive that resulted in a game-tying field goal as time expired. The Bears had a first-and-goal at the CU 7-yard line, but the Buffs defense forced two incompleteness, then collected a huge sack on third down when Reed blitzed off the corner spot to produce a 9-yard loss.

Cal's Longhetto then kicked a 34-yarder as time expired to tie the game at 13-13 and send the game into overtime. That led to Shrout's winning TD pass and one more defensive stand from Colorado.

California	0	0	7	6	0	—	13
COLORADO	0	3	0	10	7	—	20

SCORING	Score	Time	Qtr
COLORADO — Becker 31 FG	3-0	4:11	2Q
California — Sturdivant 14 pass from Plummer (Longhetto kick)	3-7	5:49	3Q
COLORADO — Hankerson 1 run (Becker kick)	10-7	14:25	4Q
California — Longhetto 27 FG	10-10	10:20	4Q
COLORADO — Becker 24 FG	13-10	4:30	4Q
California — Longhetto 34 FG	13-13	0:00	4Q
COLORADO — Lemonious-Craig 22 pass from Shrout (Becker kick)	20-13	OT1

TEAM STATISTICS	COLORADO	CALIFORNIA
First Downs.....	17	19
Third Down Efficiency (Fourth).....	8-17 (0-1)	5-17 (1-3)
Rushes—Net Yards	35-118	22-35
Passing Yards	210	262
Passes (Att-Comp-Int).....	34-22-1	52-29-1
Total Offense.....	328	297
Return Yards	15	72
Punts: No-Average.....	6-42.8	4-47.5
Fumbles: No-Lost.....	3-2	1-1
Penalties/Yards	6/75	5/40
Quarterback Sacks—Yards.....	2-16	1-9
Time of Possession	29:54	30:06
Drives/Average Field Position	13/C25	14/Ca36
Red Zone: Scores-Attempts (Points).....	3-3 (13)	2-4 (10)

Attendance: 50,471 **Time:** 3:29 **Weather:** 61 degrees, partly cloudy skies, 34 percent humidity; winds from the northeast at 5 mph

INDIVIDUAL STATISTICS

Rushing—Colorado: D.Smith 12-48, Hankerson 16-47, McCown 5-18, Stacks 2-5. **California:** Ott 16-47, Moore 2-5, Plummer 3-minus 16; Team 1-minus 1.

Passing—Colorado: McCown 21-13-1, 104, 0 td; Shrout 12-8-0, 69, 1 td. **California:** Plummer 52-29-1, 262, 1 td.

Receiving—Colorado: Lemonious-Craig 8-119, D.Smith 4-17, Tyson 3-13, Arias 2-58, Sneed 2-5, Olsen 1-1, Bell 1-minus 1, Hankerson 1-minus 2. **California:** Anderson 6-61, Sturdivant 6-45, Latu 3-41, Hunter 3-34, Starling 3-21, Ott 3-14, Terry 2-22, Mojarro 1-14, Christakos 1-6, Brooks 1-4.

Punting—Colorado: Carrizosa 6-42.8 (45 long, 1 In20). **California:** Sheahan 4-47.5 (54 long, 2 In20).

Punt Returns—Colorado: Reed 2-15. **California:** Baker 2-37, Hunter 3-34.

Kickoff Returns—Colorado: Reed 1-32. **California:** none.

Interceptions—Colorado: Taylor 1-0. **California:** Sirmon 1-1.

Tackle Leaders—Colorado: Woods 8,1—9; Chandler-Semedo 6,3—9; Barnes 6,1—7; Reed 6,1—7; Lang 5,0—5; Moore 4,0—4; Thomas 4,0—4; Perry 3,1—4; Rodman 2,2—4; Main 2,0—2; Harris 2,0—2; Smith 2,0—2; Ham/Sami 1,1—2; Bethel/Oliver/Taylor 1,0—1. **Cal:** Sirmon 5,3—8; Gamble 6,1—7; Iosefa 5,1—6; Woodson 5,1—6; Jernigan 4,1—5; Scott 3,2—5.

Quarterback Sacks—Colorado: Reed 1-9, Lang 1-7. **California:** Jernigan 1-9.

Passes Broken Up—Colorado: Jackson, Lang, Reed, Woods. **California:** Earby Gamble Sirmon, Woodson.

GAME NOTES

California now leads the series by a 7-5 count (but is 2-5 in Boulder) ... CU is now 32-24 in the post-World War II Era (1946-present) in games following a bye week (6-6 since joining the Pac-12) ... With Mike Sanford as CU's head coach for the remainder of the season, Colorado won his first game and is now 3-3 under interim head coaches ... Colorado is now 9-9 in overtime games; this is the second CU win with a TD pass in the first OT ... **Family Weekend games:** CU improved to 21-9 in these games; today's attendance of 50,471 upped the overall attendance for the 30 games to 1,489,463, or 49,649 per ... Colorado improved to 116-19-1 since 1985 when holding the opponent under 100 yards rushing; CU is also 20-1 since 2013 when he opponent fails to gain 300 yards ... The scoreless first quarter was just the 12th involving the Buffaloes over the last 239 games (dating back to 2003) ... The last time CU shutout a team in the first half was Family Weekend vs. Arizona in 2021 (6-0) ... **Night & Day:** Colorado allowed 400 yards in the first half to Arizona its last time out (Oct. 1). Cal had 103 today; Arizona had 673 yards overall in that game; Cal was held to 297 (over 100 below its average), with the 376-yard difference between games the seventh-best improvement from one game to the next in CU history ... **WR Montana Lemonious-Craig** (8-119, 14.9 avg., 37 long, 1 TD, 5 FDE) had career-highs across the board; he was targeted eight times and caught all eight.

**GAME 7: OREGON STATE 42, COLORADO 9****OCTOBER 22, 2022****RESER STADIUM, CORVALLIS**

CORVALLIS, Ore. — Colorado's offense turned the ball over four times and the Buffaloes' defense had no answer for a balanced Oregon State attack as CU dropped a 42-9 decision at Reser Stadium.

Colorado's offense never managed to establish any consistency while the Beavers methodically hammered out time-consuming drives to take control early and never allow the Buffs to mount a serious threat.

The Beavers scored their first touchdown on their second possession of the game after recovering and returning a CU fumble to the Buffs 40-yard line. Nine plays later, OSU had a 4-yard Damien Martinez touchdown and a 7-0 lead.

Colorado's first three possessions of the game ended via punt-fumble-punt. The Beavers then established firm control by taking the second punt and grinding out an 11-play, 82-yard scoring drive, capped by a 16-yard Ben Gulbranson touchdown pass just three plays into the second quarter.

Colorado finally managed to get on the board with a 44-yard Cole Becker field goal. Jayle Stacks carried three times for 25 yards to spark the drive. The Buffs then had one more chance to get back in the game, forcing an OSU punt on the Beavers' next possession. Buffs linebacker Josh Chandler-Semedo had a nice pass breakup on third down to force the change of possession.

But the Buffs couldn't move and following another Colorado punt, the Beavers marched 55 yards in five plays — aided by three CU penalties — for another Martinez touchdown and a 21-3 lead.

CU did have an opportunity to put more points on the board in the final minutes of the half. But the Buffs had two big dropped passes deep in OSU territory on their final possession, including one on fourth down that ended the threat.

OSU then put the game away in the first three minutes of the third quarter. The Beavers took the opening kick and needed just four plays to go 80 yards for a score. Gulbranson capped the drive with a 60-yard touchdown throw to wide-open Jack Velling down the middle.

On CU's first offensive play of the half, Shrout was intercepted by Alex Austin, who returned the pick 40 yards for a touchdown and a 35-3 Oregon State lead.

The Buffs finally found the end zone late in the third quarter, driving 80 yards in nine plays. Shrout completed passes of 20, 27 and 14 yards on the drive, with R.J. Sneed, Montana Lemonious-Craig and Daniel Arias all making receptions.

Stacks finished the drive with a 1-yard touchdown run after two OSU penalties put Colorado on the doorstep of the end zone. The Buffs attempted a two-point conversion, but a Shrout pass fell incomplete and Colorado trailed, 35-9.

Colorado had another solid opportunity to score after stopping the Beavers on a fourth-down try in CU territory midway through the fourth quarter. Shrout tossed a 58-yard completion to Jordyn Tyson and Charlie Offerdahl carried to inside the OSU 10. But Offerdahl fumbled on the next play and OSU recovered to end the threat.

That led to an 11-play, 87-yard touchdown march and Martinez's third touchdown of the game, giving Oregon State a 42-9 lead with 7:38 left in the game.

CU managed one more scoring threat, penetrating the OSU red zone again after a 19-yard Stacks run and a 27-yard Shrout pass to Tyson. But the Buffs came up empty again when Shrout was intercepted in the end zone.

COLORADO	0	3	6	0	—	9
Oregon State	7	14	14	7	—	42

SCORING	Score	Time	Qtr
Oregon State — Martinez 4 run (Sappington kick)	0-7	8:09	1Q
Oregon State — Bolden 16 pass from Gulbranson (Sappington kick)	0-14	13:30	2Q
COLORADO — Becker 44 FG	3-14	8:44	2Q
Oregon State — Martinez 3 run (Sappington kick)	3-21	1:45	2Q
Oregon State — Velling 60 pass from Gulbranson (Sappington kick)	3-28	12:30	3Q
Oregon State — Austin 42 interception return (Sappington kick)	3-35	12:19	3Q
COLORADO — Stacks 1 run (pass failed kick)	9-35	2:38	3Q
Oregon State — Martinez 4 run (Sappington kick)	9-42	7:38	4Q

Attendance: 27,679 **Time:** 3:14 **Weather:** 52 degrees, cloudy skies (intermittent light rain), 68 percent humidity; winds from the west at 9 mph

TEAM STATISTICS	COLORADO	OREGON STATE
First Downs.....	17	26
Third Down Efficiency (Fourth).....	2-11 (0-2)	7-11 (1-2)
Rushes—Net Yards	28-84	44-270
Passing Yards	206	202
Passes (Att-Comp-Int).....	29-13-2	22-14-0
Total Offense.....	290	472
Return Yards	0	77
Punts: No-Average.....	4-35.5	2-43.5
Fumbles: No-Lost.....	3-2	2-1
Penalties/Yards	5/62	10/87
Quarterback Sacks—Yards	1-4	1-6
Time of Possession	25:39	34:21
Drives/Average Field Position	11/C28	11/OS32
Red Zone: Scores-Attempts (Points).....	1-3 (6)	4-5 (28)

INDIVIDUAL STATISTICS

Rushing—Colorado: Stacks 8-50, Offerdahl 8-29, Shrout 4-9, Hestera 1-6, Hankerson 3-0, Capolungo 1-minus 2; Tyson 2-minus 3; Team 1-minus 5. **Oregon State:** Martinez 22-178, Griffin 7-48, Newell 5-36, Shannon 2-12, Colletto 4-11, Gulbranson 2-minus 11; Team 2-minus 4.

Passing—Colorado: Shrout 29-13-2, 206, 0 td. **Oregon State:** Gulbranson 22-14-0, 202, 2 td.

Receiving—Colorado: Tyson 3-92, Sneed 3-27, Lemonious-Craig 2-30, Hestera 1-21, Arias 1-14, Offerdahl 1-11, Russell 1-6, Bell 1-5. **Oregon State:** Lindsey 4-45, Griffin 2-25, Harrison 2-23, Overman 2-11, Veiling 1-60, Bolden 1-16, Gould 1-12, Martinez 1-10.

Punting—Colorado: Carrizosa 4-35.5 (43 long, 1 In20). **Oregon State:** Green 1-45.0 (45 long), Loecher 1-42.0 (42 long, 1 In20).

Punt Returns—Colorado: none. **Oregon State:** Gould 1-23.

Kickoff Returns—Colorado: Tyson 2-47. **Oregon State:** Bolden 2-46.

Interceptions—Colorado: none. **Oregon State:** Austin 1-42, Grant 1-0.

Tackle Leaders—Colorado: Chandler-Semedo 7,4—11; Woods 6,5—11; Thomas 1,7—8; Reed 2,3—5; Sami 1,4—5; Perry 2,2—4; Barnes 1,3—4; Lang 3,0—3; Moore 2,1—3; Mack 0,3—3; Ham 1,1—2; Striker 1,1—2; Taylor 1,1—2; Oliver 0,2—2. **Oregon State:** Grant 2,4—6; Colletto 5,0—5; Speights 3,2—5; Wright 2,3—5; Austin 3,0—3; Hodgkins 1,2—3.

Quarterback Sacks—Colorado: Barnes ½-2, Sami ½-2. **Oregon State:** Mascarenas-Arnold 1-6.

Passes Broken Up—Colorado: Chandler-Semedo, Lang, Sami, Woods. **Oregon State:** Austin, Fisher-Morris, Grant.

GAME NOTES

Oregon State retook the lead in the series by a 7-6 count, evening the series in Corvallis at 2-2 and 5-11 in the state of Oregon ... Colorado is now 3-4 under interim head coaches (1-1 under Mike Sanford) ... **Number 9.** This marked just the eighth time in 1,286 all-time games CU finished a game with 9 points; last was a 17-9 loss at Missouri in 2004 ... First by the Foe. Oregon State was the first team to return a kickoff against the Buffaloes this year (2-46, 23.0) ... The Beavers had a 182-100 edge in total offense in the first half, but outgained CU 290-190 in the second (the 190 yards in the second half was a team-high this season for after intermission (old: 187 at Minnesota) ... The 129 fourth-quarter yards were second to the 136 against the Gophers ... **WR Jordyn Tyson** (3-92, 30.7 avg., 1 TD, 2 FDE) recorded a career-high in yards with his 58-yard reception the longest play from scrimmage this year for the Buffaloes; the 92 receiving yards were the sixth-most by a true freshman in CU history ... **ILB Josh Chandler-Semedo** (7,4—11 TT, 4 3DS, 1 TFL, 1 PBU) posted his career-high for tackles as a Buffalo; one of his four third down stops was on a fourth down OSU try ... **TB Jayle Stacks** (8-50, 1 TD, 4 FDE, 19 long) had career-highs in all categories, including scoring his first collegiate touchdown.

**NOTABLE PERFORMANCES: THE LAST TIME****INDIVIDUAL**

Kickoff Return For A Touchdown	Colorado: Nikko Reed vs. Utah at Salt Lake City, Nov. 26, 2021 (100 yards).
	Opponent: Reggie Dunn, Utah in Boulder, Nov. 23, 2012 (100 yards).
Punt Return For A Touchdown	Colorado: Brenden Rice vs. Utah in Boulder, Dec. 12, 2020 (81 yards).
	Opponent: Derius Davis, TCU in Boulder, Sept. 2, 2022 (60 yards).
Interception Return For A Touchdown	Colorado: Carson Wells vs. Arizona in Boulder, Oct. 16, 2021 (50 yards).
	Opponent: Alex Austin, Oregon State at Corvallis, Oct. 22, 2020 (42 yards, TD).
Fumble Return/Recovery For A Touchdown	Colorado: Jack Lamb vs. Washington in Boulder, Nov. 20, 2021 (88 yards).
	Opponent: Tra'Mayne Bondurant, Arizona at Tucson, Nov. 8, 2014 (22 yards).
Blocked Punt Return For A Touchdown	Colorado: Trevor Woods vs. Arizona in Boulder, Oct. 16, 2021 (36 yards).
	Opponent: Grant Perry, Michigan at Ann Arbor, Sept. 17, 2016 (6 yards).
Blocked Field Goal Return For A Touchdown	Colorado: Has not occurred.
	Opponent: Max Bergen, Stanford at Palo Alto, Oct. 8, 2011 (75 yards; first-ever against Colorado)
Blocked Punt	Colorado: Trevor Woods vs. Arizona in Boulder, Oct. 16, 2021; Alex Fontenot vs. California & Utah in 2018.
	Opponent: Khaylan Thomas, Arizona State at Tempe, Nov. 4, 2017.
Blocked PAT Kick	Colorado: Terrance Lang vs. Oregon State in Boulder, Oct. 27, 2018.
	Opponent: Jordan Jackson, Air Force in Boulder, Sept. 14, 2019 (<i>kicker: James Stefanou</i>)
Blocked Field Goal	Colorado: Terrance Lang vs. Utah at Salt Lake City, Nov. 26, 2021.
	Opponent: Quentin Lake, UCLA in Boulder, Nov. 2, 2020 (<i>second one in game</i>).
Offensive Lineman To Score A Touchdown	Colorado: Alex Kelley vs. Colorado State in Denver, Sept. 2, 2016 (recovered fumble in end zone).
	Opponent: Has not occurred.
Defensive Two-Point Conversion	Colorado: Greg Biekert vs. Nebraska in Boulder, Nov. 2, 1991.
	Opponent: Has not occurred.
300 Yards Total Offense	Colorado: 301, Jarek Broussard vs. Arizona at Tucson, Dec. 5, 2020 (<i>301 rush, 0 pass</i>).
	Opponent: 512, Jayden de Laura, Arizona at Tucson, Oct. 1, 2022 (<i>484 pass, 28 rush</i>).
400 Yards Total Offense	Colorado: 416, Steven Montez vs. Southern California in Boulder, Nov. 11, 2017 (<i>376 pass, 40 rush</i>).
	Opponent: 512, Jayden de Laura, Arizona at Tucson, Oct. 1, 2022 (<i>484 pass, 28 rush</i>).
100 Yards Rushing	Colorado: 151, Jarek Broussard vs. Oregon State in Boulder, Nov. 6, 2021 (<i>24 attempts</i>).
	Opponent: 178, Damien Martinez, Oregon State at Corvallis, Oct. 22, 2022 (<i>22 attempts</i>).
200 Yards Rushing	Colorado: 301, Jarek Broussard vs. Arizona at Tucson, Dec. 5, 2020 (<i>25 attempts</i>).
	Opponent: 202, Mohamed Ibrahim, Minnesota at Minneapolis, Sept. 17, 2022 (<i>23 attempts</i>).
300 Yards Rushing	Colorado: 301, Jarek Broussard vs. Arizona at Tucson, Dec. 5, 2020 (<i>25 attempts</i>).
	Opponent: 327, Khalil Tate, Arizona in Boulder, Oct. 7, 2017 (<i>14 carries</i>).
Three Touchdowns Rushing	Colorado: 3, Jarek Broussard vs. UCLA in Boulder, Nov. 7, 2020.
	Opponent: 3, Damien Martinez, Oregon State at Corvallis, Oct. 22, 2022.
Four Touchdowns Rushing	Colorado: 4, Michael Adkins II vs. Charleston Southern in Boulder, Oct. 19, 2013.
	Opponent: 4, Khalil Tate, Arizona in Boulder, Oct. 7, 2017.
Two 100-Yard Rushers	Colorado: Phillip Lindsay (31-144) and Sefo Liufau (23-108) vs. Washington State in Boulder, Nov. 19, 2016.
	Opponent: Tavion Thomas (25-142) and T.J. Pledger (13-103), Utah at Salt Lake City, Nov. 26, 2021.
Three 100-Yard Rushers	Colorado: Jon Keyworth (18-124), Paul Arendt (23-116) and Ward Walsh (15-101), vs. Air Force at USAFA, Nov. 21, 1970.
	Opponent: David Overstreet (18-258), Darrell Shepard (3-151) and George Rhymes (9-110), Oklahoma in Boulder, Oct. 4, 1980.
300 Yards Passing	Colorado: 324, Steven Montez vs. Southern California in Boulder, Oct. 25, 2019 (<i>27-of-43</i>).
	Opponent: 484, Jayden de Laura, Arizona at Tucson, Oct. 1, 2022 (<i>33-of-46</i>).
400 Yards Passing	Colorado: 455, Sefo Liufau vs. California at Berkeley, Sept. 27, 2014 (<i>46-of-67</i>).
	Opponent: 484, Jayden de Laura, Arizona at Tucson, Oct. 1, 2022 (<i>33-of-46</i>).
Three Touchdowns Passing	Colorado: 3, Brendon Lewis vs. Oregon State in Boulder, Nov. 6, 2021.
	Opponent: 6, Jayden de Laura, Arizona at Tucson, Oct. 1, 2022.
Four Touchdowns Passing	Colorado: 4, Steven Montez vs. Colorado State in Denver, Aug. 31, 2018.
	Opponent: 6, Jayden de Laura, Arizona at Tucson, Oct. 1, 2022.
Five Touchdowns Passing	Colorado: 7, Sefo Liufau vs. California at Berkeley, Sept. 27, 2014 (<i>school record</i>).
	Opponent: 6, Jayden de Laura, Arizona at Tucson, Oct. 1, 2022.
Three Interceptions Thrown	Colorado: 4, Steven Montez vs. Oregon at Eugene, Oct. 11, 2019.
	Opponent: 3, Ryan Burns, Stanford at Palo Alto, Oct. 22, 2016.
Four Interceptions Thrown	Colorado: 4, Steven Montez vs. Oregon at Eugene, Oct. 11, 2019.
	Opponent: 4, Graham Harrell, Texas Tech at Lubbock, Oct. 27, 2007.
10 Receptions	Colorado: 10, Tony Brown vs. Arizona in Boulder, Oct. 5, 2019 (<i>141 yards</i>).
	Opponent: 12, Jacob Cowling, Arizona at Tucson, Oct. 1, 2022 (<i>180 yards</i>).
100 Yards Receiving	Colorado: 119, Montana Lemonious-Craig vs. California in Boulder, Oct. 15, 2022 (<i>8 receptions</i>).
	Opponent: Jacob Cowling (12-180) and Dorian Singer (9-163), Arizona at Tucson, Oct. 1, 2022.
200 Yards Receiving	Colorado: 211, Laviska Shenault vs. Colorado State in Denver, Aug. 31, 2018 (<i>11 receptions</i>).
	Opponent: 208, Ryan Broyles, Oklahoma at Norman, Oct. 30, 2010 (<i>9 receptions</i>).
Two Touchdowns Receiving	Colorado: 2, K.D. Nixon vs. Southern California in Boulder, Oct. 25, 2019.
	Opponent: 2, Michael Wiley, Arizona at Tucson, Oct. 1, 2022.
Three Touchdowns Receiving	Colorado: 3, Tony Brown vs. Arizona State at Tempe, Sept. 21, 2019.
	Opponent: 3, Nelson Agholor, Southern California at Los Angeles, Oct. 18, 2014.
Two 100-Yard Receivers	Colorado: Laviska Shenault (11-211) and K.D. Nixon (6-112) vs. Colorado State in Denver, Aug. 31, 2018.
	Opponent: Jacob Cowling (12-180) and Dorian Singer (9-163), Arizona at Tucson, Oct. 1, 2022.
100-Yard Rusher & Receiver	Colorado: Jarek Broussard (27-121) rushing & Dimitri Stanley (6-126 receiving) vs. Stanford at Palo Alto, Nov. 14, 2020.
	Opponent: Keontay Ingram (14-124 rushing) & Drake London (9-130 receiving), Southern California in Boulder, Oct. 2, 2021.
100-Yard Rusher & Receiver (<i>same player</i>)	Colorado: Cortlen Johnson (27-172 rushing; 6-105 receiving), vs. Iowa State at Ames, Nov. 10, 2001.
	Opponent: Has not occurred.



The Last Time, continued...

Four Touchdowns In A Game	Colorado:	4, Laviska Shenault vs. Arizona State in Boulder, Oct. 8, 2017 (2 rushing, 2 receiving).
	Opponent:	4, Khalil Tate, Arizona in Boulder, Oct. 7, 2017 (4 rushing).
Four Field Goals In A Game	Colorado:	4, Will Oliver vs. Colorado State in Denver, Sept. 1, 2013.
	Opponent:	4, Dario Longhetto, California at Berkeley, Oct. 23, 2021.
50-Yard Field Goal	Colorado:	56, Cole Becker vs. Utah at Salt Lake City, Nov. 26, 2021 (at home: Becker vs. Oregon State in Boulder, Nov. 6, 2021).
	Opponent:	54, Matthew Dapore, Air Force at USAFA, Sept. 10, 2022.
Two Interceptions In A Game	Colorado:	2, Mikial Onu vs. Colorado State in Denver, Aug. 30, 2019.
	Opponent:	2, Anthony Pandey, Arizona at Tucson, Dec. 5, 2020.
Three Interceptions In A Game	Colorado:	3, Terrence Wheatley vs. Texas Tech at Lubbock, Oct. 27, 2007.
	Opponent:	3, Philip Thomas, Fresno State at Fresno, Sept. 15, 2012.
Four Interceptions In A Game	Colorado:	Has not occurred.
	Opponent:	4, Frank Nelson, Utah at Salt Lake City, Nov. 2, 1946.
Three Quarterback Sacks In A Game	Colorado:	3 (for 10 yards), Nate Landman vs. San Diego State in Boulder, Nov. 28, 2020.
	Opponent:	3 (for 28 yards), Laiatu Latu, UCLA in Boulder, Sept. 24, 2022.
Four Quarterback Sacks In A Game	Colorado:	4½ (for 46), Ron Woolfork vs. Iowa in Boulder, Sept. 26, 1992.
	Opponent:	4 (for 31 yards), Vilas Fauonuku, Utah at Salt Lake City, Nov. 28, 2015.

TEAM

Shut Out (Defensive)	Colorado:	Game: 34-0, vs. Arizona in Boulder, Oct. 16, 2021.
		Through 3rd Qtr: 27-0, vs. Arizona in Boulder, Oct. 16, 2021.
		At Half: 3-0, vs. California in Boulder, Oct. 15, 2022.
	Opponent:	Game: 0-30, by Minnesota in Boulder, Sept. 18, 2021.
		Through 3rd Qtr: 0-42, by Minnesota at Minneapolis, Sept. 17, 2022.
		At Half: 0-35, by Minnesota at Minneapolis, Sept. 17, 2022.
Safety	Colorado:	vs. Oregon in Boulder, Oct. 22, 2011 (Terrel Smith tackled Cliff Harris in end zone).
	Opponent:	by Stanford at Palo Alto, Oct. 22, 2016 (Sefo Lulufau ran out of back of end zone).
Held To No Offensive Touchdowns	Colorado:	by Utah at Salt Lake City, Nov. 26, 2021.
	Opponent:	Arizona in Boulder, Oct. 16, 2021; San Diego State in Boulder, Nov., 28, 2020; Texas State in Boulder, Sept. 9, 2017.
30 First Downs In A Game	Colorado:	30, vs. Northern Colorado in Boulder, Sept. 16, 2017.
	Opponent:	36, by Arizona at Tucson, Oct. 1, 2022.
Held Under 10 First Downs	Colorado:	8, by Air Force at USAFA, Sept. 10, 2022.
	Opponent:	7, vs. Arizona State in Boulder, Oct. 15, 2016.
500 Yards Total Offense In A Game	Colorado:	525, vs. UCLA in Boulder, Nov. 7, 2020 (264 rush, 261 pass).
	Opponent:	673, by Arizona at Tucson, Oct. 1, 2022 (178 rush, 495 pass).
600 Yards Total Offense In A Game	Colorado:	603, vs. Washington State in Boulder, Nov. 19, 2016 (258 rush, 345 pass).
	Opponent:	673, by Arizona at Tucson, Oct. 1, 2022 (178 rush, 495 pass).
Held Under 200 Yards Total Offense In A Game	Colorado:	162, by Air Force at USAFA, Sept. 10, 2022 (111 rush, 51 pass).
	Opponent:	155, San Diego State in Boulder, Nov. 28, 2020 (79 rush, 76 pass).
Held Under 100 Yards Total Offense In A Game	Colorado:	63, by Minnesota in Boulder, Sept. 18, 2021. (-19 rush, 82 pass).
	Opponent:	96, Idaho State in Boulder, Sept. 10, 2016 (29 rush, 67 pass).
300 Yards Rushing In A Game	Colorado:	407, vs. Arizona at Tucson, Dec. 5, 2020.
	Opponent:	334, by Minnesota at Minneapolis, Sept. 17, 2022.
400 Yards Rushing In A Game	Colorado:	407, vs. Arizona at Tucson, Dec. 5, 2020.
	Opponent:	435, by Air Force at USAFA, Sept. 10, 2022.
500 Yards Rushing In A Game	Colorado:	502, vs. Missouri in Boulder, Nov. 11, 2000.
	Opponent:	516, by Missouri at Columbia, Oct. 6, 1984.
Held Under 100 Yards Rushing In A Game	Colorado:	84, by Oregon State at Corvallis, Oct. 22, 2022 (28 attempts; included one sack for 6 yards).
	Opponent:	35, vs. California in Boulder, Oct. 15, 2022 (22 attempts; included two sacks for 16 yards).
400 Yards Passing In A Game	Colorado:	401, vs. Arizona State at Tempe, Oct. 10, 2015.
	Opponent:	495, by Arizona at Tucson, Oct. 1, 2022.
500 Yards Passing In A Game	Colorado:	533, vs. NE Louisiana in Boulder, Sept. 16, 1995.
	Opponent:	523, by Fresno State at Honolulu, Dec. 25, 1993 (Aloha Bowl; only time ever vs. Colorado)
Held Under 100 Yards Passing In A Game	Colorado:	90, by Minnesota at Minneapolis, Sept. 17, 2022.
	Opponent:	8, vs. Air Force at USAFA, Sept. 10, 2022.
Averaged Over Eight Yards Per Play	Colorado:	9.17, vs. Colorado State in Denver, Aug. 31, 2018 (65-596).
	Opponent:	8.11, by Texas at San Antonio (Alamo Bowl), Dec. 29, 2020 (83-673).
Held Under Three Yards Per Play	Colorado:	2.69, by Utah at Salt Lake City, Nov. 26, 2021 (55-148).
	Opponent:	2.63, vs. San Diego State in Boulder, Nov. 28, 2020 (59-155).
Four Interception Game	Colorado:	4, vs. Texas Tech at Lubbock, Oct. 27, 2007.
	Opponent:	4, by Oregon at Eugene, Oct. 11, 2019.
Five Interception Game	Colorado:	5, vs. Texas Tech at Lubbock, Nov. 1, 2003.
	Opponent:	5, by Oklahoma in Boulder, Oct. 17, 1992.
Six Quarterback Sacks	Colorado:	6 (for 33 yards), vs. Nebraska in Boulder, Sept. 7, 2019.
	Opponent:	6 (for 36 yards), by California at Berkeley, Oct. 23, 2021.
Forced Six (Five) Lost Opponent Fumbles	Colorado:	6, vs. Kansas State in Boulder, Oct. 22, 1983 (5 vs. Nebraska in Boulder, Nov. 26, 1999)
	Opponent:	6, by Nebraska at Lincoln, Oct. 25, 1975 (5 by Oklahoma State at Stillwater, Nov. 8, 1980).
Forty-Minute Time of Possession Game	Colorado:	41:05, vs. UCLA at Pasadena, Oct. 31, 2015.
	Opponent:	40:13, by Minnesota in Boulder, Sept. 18, 2021.
Turnover-Free Game	Colorado:	vs. UCLA in Boulder, Sept. 24, 2022.
	Opponent:	by Arizona at Tucson, Oct. 1, 2022.
Did Not Punt	Colorado:	vs. Iowa State in Boulder, Nov. 19, 1994.
	Opponent:	by Oregon at Eugene, Oct. 30, 2021 (just third time since 1983; Baylor in 2010; Washington in 2013).
Recovered Own Onside Kick	Colorado:	vs. Southern California at Los Angeles (Kyle Trego), Oct. 13, 2018; 0-of-last-4 (2-of-last 11 back to 2014).
	Opponent:	by California in Boulder, Nov. 16, 2013; 0-of-last-7.

**CAREER SINGLE GAME BESTS***(for those who have regularly appeared in games)***DANIEL ARIAS, WR**

Receptions— 4, thrice (last: vs. UCLA, 9/24/22)
 Receiving Yards— 82, vs. UCLA, 9/24/22
 Long Reception— 43, vs. Oregon State, 11/06/21 (TD)
 Receiving TDs— 1, 4 times (last: at Arizona, 10/1/22)

ROBERT BARNES, ILB *(at Colorado only)*

Total Tackles— 10, vs. Washington, 11/20/21
 Solo Tackles— 8, vs. Washington, 11/20/21
 Tackles For Loss— 1, 4 times (last: vs. California, 10/15/22)
 Third Down Stops— 2, vs. Oregon State, 11/06/21

COLE BECKER, PK

Field Goals Made— 3, vs. Oregon State, 11/06/21
 Field Goals Attempted— 4, vs. Oregon State, 11/06/21
 Long Field Goal— 56, at Utah, 11/26/21
 PAT Made— 5, vs. Northern Colorado, 9/03/21

MAURICE BELL, WR

Receptions— 5, twice (last: vs. UCLA, 9/24/22)
 Receiving Yards— 46, vs. Utah, 12/12/20
 Long Reception— 26, vs. Texas (Alamo Bowl), 12/29/20
 Receiving TDs— 1, vs. Utah, 12/12/20

NIGEL BETHEL, Jr., CB

Total Tackles— 3, vs. Southern California, 10/02/21
 Solo Tackles— 3, vs. Southern California, 10/02/21
 Interceptions— 1, at Arizona, 12/05/20
 Pass Deflections— 1, thrice (last: vs. USC, 10/02/21)

TRENT CARRIZOSA, P

Punts— 6, vs. California, 10/15/22
 Average (*min. 5 punts*)— 46.2, vs. UCLA, 9/24/22
 Net Average (*min. 5 punts*)— 44.8, vs. UCLA, 9/24/22
 Long Punt— 52, at Arizona, 10/1/22
 50-Plus— 1, twice (last: at Arizona, 10/1/22)
 Inside-the-20— 3, vs. UCLA, 9/24/22

JOSH CHANDLER-SEMEDO, ILB *(at Colorado only)*

Total Tackles— 11, at Oregon State, 10/22/22
 Solo Tackles— 7, twice (last: at Oregon State, 10/22/22)
 QB Sacks— 1, twice (thrice (last: vs. UCLA, 9/24/22)
 Third Down Stops— 4, at Oregon State, 10/22/22

CALEB FAURIA, TE

Receptions— 1, vs. TCU, 9/02/22; at Minnesota, 9/17/22
 Receiving Yards— 15, at Minnesota, 9/17/22
 Long Reception— 15, at Minnesota, 9/17/22
 Receiving TDs— N/A

ALEX FONTENOT, TB

Rushing Attempts— 25, at Arizona State, 9/21/19
 Rushing Yards— 125, Colorado State, 8/30/19
 Long Run— 32, Colorado State, 8/30/19 (TD)
 Rushing TDs— 3, Colorado State, 8/30/19
 Receptions— 5, twice (last: vs. Southern California, 10/25/19)
 Receiving Yards— 43, vs. Arizona, 10/16/21
 Long Reception— 43, vs. Arizona, 10/16/21

DEVIN GRANT, OLB

Total Tackles— 7, at Utah, 11/26/21
 Solo Tackles— 7, at Utah, 11/26/21
 QB Sacks— N/A
 Third Down Stops— 1, four times (last: at Arizona, 10/1/22)

JOSHKA GUSTAV, OLB

Total Tackles— 4, twice (last: at Oregon State, 11/6/21)
 Solo Tackles— 4, vs. Arizona, 10/16/21
 QB Sacks— 1, vs. Arizona, 10/16/21
 Third Down Stops— 2, vs. Arizona, 10/16/21

MARVIN HAM, ILB

Total Tackles— 4, thrice (last: at Air Force, 9/10/22)
 Solo Tackles— 3, vs. Oregon State, 11/06/21
 QB Sacks— N/A
 Third Down Stops— 1, on four occasions

ANTHONY HANKERSON, TB

Rushing Attempts— 16, vs. California, 10/15/22
 Rushing Yards— 58, vs. Arizona, 10/01/22
 Long Run— 22, twice (last: vs. California, 10/15/22)
 Rushing TDs— 1, twice (last: vs. California, 10/15/22)

JAYLON JACKSON, WR

Receptions— 6, at Arizona, 11/02/18
 Receiving Yards— 57, vs. Nebraska, 9/07/19
 Long Reception— 57, vs. Nebraska, 9/07/19
 Receiving TDs— 1, vs. San Diego State, 11/28/20

JUSTIN JACKSON, DT

Total Tackles— 1, eight times (last: at Oregon State, 10/22/22)
 Solo Tackles— 1, 4 times (last: at Air Force, 9/10/22)
 QB Sacks— N/A
 Third Down Stops— 1, twice (last: at Oregon State, 10/22/22)

TERRANCE LANG, DE

Total Tackles— 7, twice (last: at Arizona, 10/1/22)
 Solo Tackles— 6, at Arizona, 10/1/22
 QB Sacks— 1, 10 times (last: vs. California, 10/15/22)
 Third Down Stops— 3, vs. Texas A&M, 9/11/21

MONTANA LEMONIOUS-CRAIG, WR

Receptions— 8, vs. California, 10/15/22
 Receiving Yards— 119, vs. California, 10/15/22
 Long Reception— 37, vs. California, 10/15/22
 Receiving TDs— 1, thrice (last: vs. California, 10/15/22)

ISIAIH LEWIS, S

Total Tackles— 12, at Utah, 11/26/21
 Solo Tackles— 9, at Utah, 11/26/21
 Third Down Stops— 3, twice (last: at Arizona, 12/05/20)
 Interceptions— 1, thrice (last: at Minnesota, 9/17/22)
 Pass Deflections— 3, vs. UCLA, 11/07/20

CHANCE MAIN, DT

Total Tackles— 4, vs. UCLA, 9/24/22
 Solo Tackles— 4, vs. UCLA, 9/24/22
 QB Sacks— N/A
 Third Down Stops— 2, at Air Force, 9/10/22

TYAS MARTIN, DT

Total Tackles— 4, at Air Force, 9/10/22
 Solo Tackles— 2, at Air Force, 9/10/22, at Minnesota, 9/17/22
 QB Sacks— N/A
 Third Down Stops— 1, at Air Force, 9/10/22

OWEN McCOWN, QB

Pass Attempts— 42, vs. UCLA, 9/24/22
 Pass Completions— 26, vs. UCLA, 9/24/22
 Passing Yards— 258, vs. UCLA, 9/24/22
 TD Passes— 1, vs. UCLA, 9/24/22; at Arizona, 10/1/22
 Long Pass— 42, vs. UCLA, 9/24/22; at Arizona, 10/1/22
 Interceptions— 1, twice (vs. California, 10/15/22)
 Rating (*min 10 att.*)— 116.6, vs. UCLA, 9/24/22
 Rushing Yards— 43, at Arizona, 10/01/22
 Long Run— 20, at Arizona, 10/01/22

JAMAR MONTGOMERY, OLB

Total Tackles— 4, vs. Texas (Alamo Bowl), 12/29/20
 Solo Tackles— 4, vs. Texas (Alamo Bowl), 12/29/20
 QB Sacks— 1, vs. Southern California, 10/25/19
 Third Down Stops— 2, vs. Northern Colorado, 9/03/21

KAYLIN MOORE, CB

Total Tackles— 6, at Arizona, 10/1/22
 Solo Tackles— 4, at Arizona, 10/1/22; vs. vs. Cal, 10/15/22
 Pass Deflections— 1, thrice (last: at Arizona, 10/1/22)
 Interceptions— N/A

CHARLIE OFFERDAHL, TB

Rushing Attempts— 14, vs. UCLA, 9/24/22
 Rushing Yards— 55, at Minnesota, 9/17/22
 Long Run— 14, at Minnesota, 9/17/22
 Rushing TDs— N/A

ERIK OLSEN, TE

Receptions— 2, at Minnesota, 9/17/22
 Receiving Yards— 9, at Minnesota, 9/17/22
 Long Reception— 7, vs. UCLA, 9/24/22
 Receiving TDs— N/A

CHASE PENRY, WR

Receptions— 3, vs. Oregon State, 11/06/21
 Receiving Yards— 41, vs. Oregon State, 11/06/21
 Long Reception— 21, vs. Oregon State, 11/06/21
 Receiving TDs— 1, vs. Southern California, 10/02/21

QUINN PERRY, ILB

Total Tackles— 17, at Air Force, 9/10/22
 Solo Tackles— 9, thrice (last: at Air Force, 9/10/22)
 QB Sacks— N/A
 Tackles For Zero— 3, vs. Oregon State, 11/06/21

NIKKO REED, CB

Total Tackles— 7, vs. California, 10/15/22
 Solo Tackles— 6, vs. California, 10/15/22
 Pass Deflections— 2, at Arizona, 10/1/22
 Interceptions— 1, at Washington, 11/20/21

TY ROBINSON, WR

Receptions— 2, twice (last: vs. UCLA, 9/24/22)
 Receiving Yards— 26, at Arizona State, 9/25/21
 Long Reception— 26, at Arizona State, 9/25/21
 Receiving TDs— 1, at Oregon, 10/30/21

NA'IM RODMAN, DL

Total Tackles— 6, at Utah, 11/26/21
 Solo Tackles— 5, at Utah, 11/26/21
 QB Sacks— 1, vs. Northern Colorado, 9/03/21
 Third Down Stops— 2, vs. California, 10/15/22

BRADY RUSSELL, TE

Receptions— 5, vs. UCLA, 11/07/20; at UCLA, 11/13/21
 Receiving Yards— 87, vs. Southern California, 10/02/21
 Long Reception— 65, vs. Southern California, 10/02/21
 Receiving TDs— 1, thrice (last: vs. UCLA, 11/07/20)

JALEN SAMI, DT

Total Tackles— 5, five times (last: at Oregon State, 10/22/22)
 Solo Tackles— 4, thrice (last: vs. Washington, 11/20/21)
 QB Sacks— 1, twice (last: vs. UNC, 9/03/21)
 Tackles For Loss— 2, vs. Northern Colorado, 9/03/21
 Third Down Stops— 2, at Utah, 11/26/21

J.T. SHROUT, QB *(at Colorado only)*

Pass Attempts— 29, at Oregon State, 10/22/22
 Pass Completions— 13, twice (last: at Oregon State, 10/22/22)
 Passing Yards— 206, at Oregon State, 10/22/22
 TD Passes— 1, thrice (last: vs. California, 10/15/22)
 Long Pass— 58, at Oregon State, 10/22/22
 Interceptions— 2, at Oregon State, 10/22/22
 Rating (*min 10 att.*)— 142.5, vs. California, 10/15/22
 Rushing Yards— 9, at Oregon State, 10/22/22
 Long Run— 12, at Oregon State, 10/22/22

AUSTIN SMITH, TE

Receptions— 1, at Minnesota, 9/17/22
 Receiving Yards— 4, at Minnesota, 9/17/22
 Long Reception— 1, at Minnesota, 9/17/22 (TD)
 Receiving TDs— 1, at Minnesota, 9/17/22

DEION SMITH, TB

Rushing Attempts— 12, vs. California, 10/15/22
 Rushing Yards— 70, at Minnesota, 9/17/22
 Long Run— 25, at Air Force, 9/10/22 (TD)
 Rushing TDs— 1, thrice (last: at Air Force, 9/10/22)
 Receptions— 4, vs. California, 10/15/22
 Receiving Yards— 41, at Arizona, 10/1/22
 Long Reception— 41, at Arizona, 10/1/22

R.J. SNEED, WR *(at Colorado only)*

Receptions— 3, twice (last: at Oregon State, 10/22/22)
 Receiving Yards— 29, vs. UCLA, 9/24/22
 Long Reception— 20, at Oregon State, 10/22/22
 Receiving TDs— N/A

CHASE SOWELL, WR

Receptions— 2, vs. TCU, 9/02/22
 Receiving Yards— 23, vs. TCU, 9/02/22
 Long Reception— 17, vs. TCU, 9/02/22
 Receiving TDs— N/A

JAYLE STACKS, TB

Rushing Attempts— 8, at Oregon State, 10/22/22
 Rushing Yards— 50, at Oregon State, 10/22/22
 Long Run— 19, at Oregon State, 10/22/22
 Rushing TDs— 1, at Oregon State, 10/22/22

JAYLEN STRIKER, S

Total Tackles— 3, twice (last: at Air Force, 9/10/22)
 Solo Tackles— 3, twice (last: at Air Force, 9/10/22)
 Interceptions— N/A
 Pass Deflections— N/A

TYRIN TAYLOR, CB

Total Tackles— 4, twice (last: at Arizona, 10/1/22)
 Solo Tackles— 4, at California, 10/23/21
 Pass Deflections— 1, twice (last: at Arizona, 10/1/22)
 Interceptions— 1, vs. California, 10/15/22

GUY THOMAS, OLB

Total Tackles— 12, vs. Minnesota, 9/18/21
 Solo Tackles— 10, vs. Minnesota, 9/18/21
 Tackles For Loss— 2, at Minnesota, 9/17/22
 QB Sacks— 1, vs. Northern Colorado, 9/03/21
 Third Down Stops— 1, six times (last: at Oregon St, 10/22/22)

JORDYN TYSON, WR

Receptions— 3, twice (last: at Oregon State, 10/22/22)
 Receiving Yards— 92, at Oregon State, 10/22/22
 Long Reception— 58, at Oregon State, 10/22/22
 Receiving TDs— 1, twice (last: vs. UCLA, 9/24/22)

TREVOR WOODS, S

Total Tackles— 14, at Arizona, 10/1/22
 Solo Tackles— 12, at Arizona, 10/1/22
 Tackles For Loss— 1, at Air Force, 9/10/22
 QB Sacks— N/A

MISTER WILLIAMS, ILB

Total Tackles— 4, at Minnesota, 9/17/22
 Solo Tackles— 4, at Minnesota, 9/17/22
 QB Sacks— N/A
 Third Down Stops— N/A

**HOW THE BUFFS WERE BUILT (2017-present)****FRESHMAN RECRUITS****2017**

Maurice Bell
 Alex Fontenot
 #Jaylon Jackson
 Terrance Lang
 #Isaiah Lewis
 †Casey Roddick
 †Jalen Sami

2018

Daniel Arias
 Frank Phillip
 †Joshka Gustav
 Deion Smith

2019

Marvin Ham II
 #Austin Johnson
 Na'im Rodman
 Jake Wiley

2020

Gerad Christian-
 Lichtenhan
 Caleb Fauria
 Devin Grant
 Montana Lemonious-Craig
 Brendon Lewis
 Louis Passarello
 Toren Pittman

Jayle Stacks
 Mister Williams

2021

Edgar Amaya
 Jackson Anderson
 Allan Baugh
 Cole Becker
 #Drew Carter
 Zion Magalei
 Tyus Martin
 Kaylin Moore
 #Erik Olsen
 Chase Penry
 Nikko Reed
 Ty Robinson
 Austin Smith
 #Tyrin Taylor
 Ryan Williams
 Trevor Woods

2022

Aaron Austin
 Shakaun Bowser
 Zach Courtney
 Dylan Dixon
 Carter Edwards
 #Travis Gray
 Anthony Hankerson
 Simeon Harris
 #Eoghan Kerry
 Kaden Ludwick

Owen McCown
 Keyshon Mills
 #Jason Oliver
 #Grant Page
 #Oakie Salave'a
 Aubrey Smith
 Xavier Smith
 Chase Sowell
 Jordyn Tyson
 Victor Venn
 Van Wells
 #Joshua Wiggins

WALK-ONS**2017**

*Brady Russell

2019

Derek Bedell
 Mac Willis

2020

Michael Harrison
 Robert Ortega
 Jack Seavall

2021

Austin Dahlke
 Camden Dempsey
 Ben Finneseth
 Jack Hestera
 Noah Hubbard

Mason Maddox
 Tommy Notarainni
 #Charlie Offerdahl
 Ben Reznik
 Cameron Warchuck
 #Jordan Woolverton

2022

Colton Allen
 Cole Boscia
 Dante Capolungo
 Trent Carrizosa
 Chernet Estes
 Braden Keith
 Brady Kopetz
 Dominick Mastro
 #Liam McGannon
 Cristiano Palazzo
 John Ramirez
 Jack Remington
 Christian Sarem

FOUR YEAR TRANSFERS**2019**

*Nigel Bethel
 *Anthony Lyle

2021

^*#Robert Barnes
 *Noah Fenske

James Mott III
 ^*#J.T. Shrout

2022

^*#Tommy Brown
 ^*#Josh Chandler-
 Semedo
 *Luke Eckardt
 *#Maddox Kopp
 ^*#Chance Main
 ^*#R.J. Sneed

JUNIOR COLLEGE TRANSFERS**2019**

#Jamar Montgomery
 #Quinn Perry

2020

#Justin Jackson
 #Jaylen Striker
 #Guy Thomas

2022

#Isaac Hurtado
 Alex Harkey
 Jeremy Mack
 Caiden Robertson

*—is on or has since been placed on scholarship; #—joined team in spring of year listed, otherwise joined in the fall; ^—graduate transfer (graduated from previous four-year institution); †—grayshirt (signed in that class but delayed enrollment until spring).

FUTURE FOOTBALL SCHEDULES**2023**

S 2 at TCU Fort Worth
 S 9 **NEBRASKA** BOULDER
 S 16 **COLORADO STATE** BOULDER
PAC-12 HOME (4): ARIZONA-OREGON STATE-STANFORD-USC
PAC-12 ROAD (5): ARIZONA STATE-OREGON-UCLA-UTAH-WASH. ST.

2024

A 31 **NORTH DAKOTA STATE** BOULDER
 S 7 at Nebraska Lincoln
 S 14 at Colorado State Fort Collins
PAC-12 HOME (5): ARIZONA STATE-OREGON-UTAH-WASH. ST.-TBA
PAC-12 ROAD (4): ARIZONA-OREGON STATE-STANFORD-TBA

2025

A 30 **GEORGIA TECH** BOULDER
 S 6 at Houston Houston
 S 20 ***WYOMING** BOULDER
PAC-12 HOME (4): ARIZONA-OREGON STATE-WASHINGTON-TBA
PAC-12 ROAD (5): ARIZONA STATE-CALIFORNIA-UTAH-WASH. ST.-TBA

2026

S 5 at Georgia Tech Atlanta
 S 12 **HOUSTON** BOULDER
 S 19 at Northwestern Evanston
PAC-12 HOME (5): ARIZONA STATE-CALIFORNIA-UTAH-WASH. ST.-TBA
PAC-12 ROAD (4): ARIZONA-OREGON STATE-WASHINGTON-TBA

2027

S 4 **COLGATE** BOULDER
 S 11 **NORTHWESTERN** BOULDER
 S 18 **KANSAS STATE** BOULDER

2028

S 2 **MASSACHUSETTS** BOULDER
 S 9 at Florida Gainesville
 S 16 at Kansas State Manhattan

2029

S 1 TBA
 S 8 **FLORIDA** BOULDER
 S 15 at Colorado State Fort Collins

2030

A 31 **SMU** BOULDER
 S 7 at Missouri Columbia
 S 14 **COLORADO STATE** BOULDER

2031

A 30 **MISSOURI** BOULDER
 S 6 at SMU Dallas
 S 13 TBA

2032

S 4 **NORTH TEXAS** BOULDER
 S 11 TBA
 S 18 TBA

2033

S 3 at North Texas Denton
 S 10 TBA
 S 17 **COLORADO STATE** BOULDER

2034

S 2 TBA
 S 9 TBA
 S 16 at Colorado State Fort Collins

**PRESEASON ALL-PAC-12 CONFERENCE**

PK	COLE BECKER (third-team: <i>Athlon</i>)
ILB	JOSH CHANDLER-SEMEDO (fourth-team: <i>Athlon</i>)
OT	FRANK FILLIP (honorable mention: Pac-12 Media)
DE	TERRANCE LANG (third-team: <i>Lindy's College Football</i> ; fourth-team: <i>Phil Steele's College Football</i> ; honorable mention: Pac-12 Media)
S	ISAIAH LEWIS (second-team: <i>Athlon</i> ; third-team: <i>Lindy's College Football</i> ; fourth-team: <i>Phil Steele's College Football</i> ; honorable mention: Pac-12 Media)
ILB	QUINN PERRY (third-team: <i>Athlon</i>)
KR	NIKKO REED (honorable mention: Pac-12 Media)
OG	CASEY RODDICK (fourth-team: <i>Athlon</i>)
TE	BRADY RUSSELL (fourth-team: <i>Athlon</i> , <i>Phil Steele's College Football</i>)
DT	JALEN SAMI (third-team: <i>Athlon</i> , <i>Lindy's College Football</i> , <i>Phil Steele's College Football</i> ; honorable mention: Pac-12 Media)
WR	R.J. SNEED (second-team: <i>Phil Steele's College Football</i>)

BUFFALOES ON NATIONAL AWARD LISTS*(Watch Lists/Official Nominations)*

William Campbell Award ("Academic Heisman"): **WR Daniel Arias** (one of 156 semifinalists)

Earl Campbell Tyler Rose Award (outstanding offensive player with ties to state of Texas): **TB Alex Fontenot** (one of 63 players on official watch list)

East-West Shrine Game 1000 (all-star game): **OT Tommy Brown**, **DT Jalen Sami**, **WR Daniel Arias**, **WR R.J. Sneed**, **DL Terrance Lang**, **ILB Quinn Perry**, **TE Brady Russell**, **ILB Robert Barnes**, **TB Alex Fontenot**.

Rotary Lombardi Award (top down lineman within 10 yards of snap): **DE Terrance Lang** (CU's official nomination)

John Mackey Award (top tight end): **TE Brady Russell** (one of 56 players on official watch list)

Polynesian Player of the Year (top player with Polynesian ancestry): **DT Jalen Sami** (one of 85 players on official watch list)

Senior Bowl Watch List (postseason all-star game): **DE Terrance Lang**

Johnny Unitas Golden Arm Award (top upperclassmen quarterback): **QB Brendon Lewis** (one of 76 players on official watch list)

Doak Walker Award (nation's top running back): **TB Alex Fontenot** (one of 73 players on official watch list)

Danny Wuerffel Award (community service): **OLB Joshka Gustav** (one of 115 players on official watch list)

NATIONAL TOP 100 PLAYER RATINGS

Defensive Ends: Terrance Lang (No. 80, *Phil Steele's College Football*)

Inside Linebackers: Josh Chandler-Semedo (No. 20, *Pro Football Focus*); Quinn Perry (No. 55, *Phil Steele's College Football*)

Offensive Guards: Tommy Brown (No. 73, *Phil Steele's College Football*)

Tight Ends: Brady Russell (No. 46, *Phil Steele's College Football*)

Wide Receivers: R.J. Sneed (No. 66, *Phil Steele's College Football*)

NATIONAL UNIT RATINGS

Special Teams: No. 29 (*Phil Steele's College Football*)

RECRUITING CLASS RANKINGS

No. 45 (*Rivals.com*)

No. 45 (*Phil Steele's College Football*)

No. 47 (*247sports.com*)

TOUGHEST SCHEDULES

Colorado: No. 13 (*Phil Steele's College Football*), No. 21 (*Pro Football Focus*)

PRESEASON TEAM RANKINGS

Publication	National	Pac-12	Publication	National	Pac-12	Publication	National	Pac-12
The Blitz	No. 51	9th	The Athletic	No. 92	12th	Autumn 11	11th
collegefootballnews.com	No. 62	t-11th	Athlon Sports	No. 92	6th/South	Pac-12 Summer Media Poll	12th
collegefootballpoll.com	No. 67	8th	CFP Model by Dunham	*No. 94	12th	Sporting News	12th
Lindy's Pac-12 Football	No. 83	6th/South	Phil Steele's College Football	*No. 97	11th	Associated Press	NR	...
ESPN Power Index	*No. 84	11th	CBSSports.com	No. 98	12th	USA Today/Coaches Poll	NR	...
DRatings.com	No. 87	5th/South	Pro Football Focus	*No. 99	11th	FWAA-NFF Preseason Top 16	NR	...
TeamRankings.com	No. 87	11th	FifthQuarter.net (CFB Home)	6th/South	*—power ranking. Note: some polls did not realize divisions were done away with; thus 5th or 6th were predictions for the former Pac-12 South.		
Versus Sports Simulator	No. 89	t-11th	Pick Six Previews	6th/South			
McIlce Sports	No. 89	12th	VSIN	6th/South			

STAT(S) OF THE YEAR: 2021

Turnovers & Interception Marks Set. CU shattered the school mark for fewest turnovers in a season with just seven (four lost fumbles, three interceptions); the old low was way back in 1956 (11; five fumbles, six picked). Also set was a school best for fewest interceptions thrown with just three, topping the previous low of four in 1994. The latter was set with more attempts: CU had 269 passing attempts this season compared to 256 in 1994. Thus, records were also set for lowest interception percentage by the team (0.11) and an individual (**QB Brendon Lewis**, 3 in 257, 0.12, besting **QB Kordell Stewart's** '94 number, 0.13).

► The seven turnovers tied for the fewest in the nation in 2021 (with Toledo), as did the three interceptions thrown.



A note about CU's depth: in-season, charts *reflect* change and generally do not announce it unless there are long-term injuries.

OFFENSE

(Multiple)

WIDE RECEIVER (X)

- 6 Daniel Arias, 6-4, 215, Sr.-5****
80 Ty Robinson, 6-3, 195, Soph.*

WIDE RECEIVER (Z)

- 1 Montana Lemonious-Craig, 6-2, 190, Soph.**
4 Jordyn Tyson, 6-2, 185, Fr.

WIDE RECEIVER (F, Slot)

- 2 R.J. Sneed II, 6-1, 195, Gr.
13 Maurice Bell, 6-0, 185, Sr.-5***
25 Jack Hestera, 6-0, 180, Fr.-RS
10 Jaylon Jackson, 5-10, 175, Sr.-5****

LEFT TACKLE

- 69 Gerad Christian-Lichtenhan, 6-10, 315, Soph.*
76 Frank Phillip, 6-7, 295, Jr.***
70 Casey Roddick, 6-4, 310, Jr.***

LEFT GUARD

- 70 Casey Roddick, 6-4, 310, Jr.***
55 Van Wells, 6-2, 290, Fr.
52 Luke Eckardt, 6-6, 290, Fr.-TR

CENTER

- 64 Austin Johnson, 6-4, 300, Soph.**
53 Noah Fenske, 6-5, 305, Soph.*
55 Van Wells, 6-2, 290, Fr. (injured)

RIGHT GUARD

- 75 Tommy Brown, 6-7, 320, Gr.
64 Austin Johnson, 6-4, 300, Soph.**
65 Alex Harkey, 6-6, 305, Soph.

RIGHT TACKLE

- 60 Jake Wiley, 6-6, 310, Soph.**
76 Frank Phillip, 6-7, 295, Jr.***
73 Ben Reznik, 6-6, 290, Fr.-RS

TIGHT END

- 38 Brady Russell, 6-3, 250, Sr.-5****
18 Caleb Fauria, 6-5, 240, Fr.-3*
87 Erik Olsen, 6-5, 250, Fr.-RS
82 Austin Smith, 6-5, 230, Fr.-2*
86 Zach Courtney, 6-6, 240, Fr.

QUARTERBACK

- 7 Owen McCown, 6-2, 175, Fr. (L)
5 J.T. Shrout, QB, 6-3, 210, Jr.
9 Drew Carter, 6-3, 195, Soph.*
14 Maddox Kopp, 6-5, 210, Fr.-TR

TAILBACK

- 8 Alex Fontenot, 6-0, 205, Sr.-5*** OR
20 Deion Smith, 6-0, 190, Jr.** OR
22 Anthony Hankerson, 5-9, 190, Fr. OR
21 Jayle Stacks, 5-11, 235, Soph.** OR
44 Charlie Offerdahl, 5-11, 185, Fr.-RS
34 Dante Capolungo, 5-11, 175, Fr.

DEFENSE

(Multiple)

DEFENSIVE END

- 54 Terrance Lang, 6-7, 265, Sr.-5****
90 Chance Main, 6-4, 250, Gr.
44 Devin Grant, 6-3, 260, Fr.-3**

DEFENSIVE TACKLE

- 91 Na'im Rodman, 6-2, 305, Jr.***
95 Tyas Martin, 6-4, 330, Fr.-2
56 Mason Maddox, 6-3, 290, Fr.-RS

DEFENSIVE TACKLE

- 99 Jalen Sami, 6-6, 330, Jr.***
13 Justin Jackson, 6-2, 280, Sr.**

OUTSIDE LINEBACKER (Joker)

- 1 Guy Thomas, 6-4, 245, Sr.-5** OR
4 Jamar Montgomery, 6-2, 250, Sr.-5***

INSIDE LINEBACKER

- 8 Josh Chandler-Semedo, 5-10, 230, Gr.
35 Mister Williams, 6-0, 250, Fr.-3**

INSIDE LINEBACKER

- 12 Quinn Perry, 6-2, 245, Sr.-5***
7 Marvin Ham II, 6-1, 225, Soph.-2***

OUTSIDE LINEBACKER (Star)

- 20 Robert Barnes, 6-2, 230, Gr.*
32 Aubrey Smith, 6-3, 225, Fr.
29 Isaac Hurtado, 6-3, 230, Soph.
28 Ben Finneseth,

LEFT CORNERBACK

- 6 Nikko Reed, 5-10, 185, Soph.*
26 Jason Oliver, 6-0, 175, Fr.
22 Toren Pittman, 6-4, 175, Soph.**

FREE SAFETY

- 5 Tyrin Taylor, 6-2, 185, Soph.*
3 Jeremy Mack Jr., 6-0, 190, Soph.
9 Dylan Dixon, 6-2, 165, Fr.
23 Isaiah Lewis, 6-0, 190, Sr.-5**** (injured)

NICKEL

- 15 Simeon Harris, 6-0, 180, Fr.
27 Nigel Bethel, 6-0, 180, Jr.**

STRONG SAFETY

- 43 Trevor Woods, 6-1, 200, Soph.*
2 Jaylen Striker, 6-3, 200, Jr.*
41 Anthony Lyle, 6-0, 205, Sr.-5**

RIGHT CORNERBACK

- 0 Kaylin Moore, 5-10, 185, Soph.*
27 Nigel Bethel, 6-0, 180, Jr.**
21 Joshua Wiggins, 6-1, 175, Fr.

SPECIALISTS

PUNTER

- 49 Trent Carrizosa, 6-2, 245, Fr.
36 Cole Becker, 6-3, 230, Soph.*

PLACEKICKER / KICKOFF

- 36 Cole Becker, 6-3, 230, Soph.* KO#1
98 Cristiano Palazzo, 5-9, 190, Fr.-TR
45 Noah Hubbard, 6-3, 175, Fr.-RS

PUNT RETURN

- 6 Nikko Reed, 5-10, 185, Soph.*
4 Jordyn Tyson, 6-2, 185, Fr.
2 R.J. Sneed II, 6-1, 195, Gr.

KICKOFF RETURN

- 6 Nikko Reed, 5-10, 185, Soph.*
13 Maurice Bell, 6-0, 185, Sr.-5***
44 Charlie Offerdahl, 5-11, 185, Fr.-RS
20 Deion Smith, 6-0, 190, Jr.** (injured)

HOLDER

- 49 Trent Carrizosa, 6-2, 245, Fr.
98 Cristiano Palazzo, 5-9, 190, Fr.-TR OR
45 Noah Hubbard, 6-3, 175, Fr.-RS

SNAPPER (Short)

- 85 Derek Bedell, 6-3, 230, Soph.**
57 Cameron Warchuck, 6-0, 230, Fr.-RS

SNAPPER (Long)

- 57 Cameron Warchuck, 6-0, 230, Fr.-RS
85 Derek Bedell, 6-3, 230, Soph.**

COVERAGE/RETURN UNIT REGULARS

- 10 Jaylon Jackson, 5-10, 175, Sr.-5****
14 Eoghan Kerry, 6-3, 235, Fr.
22 Toren Pittman, 6-4, 175, Soph.**
28 Ben Finneseth, 6-1, 200, Fr.-RS
35 Mister Williams, 6-0, 250, Fr.-3**
41 Anthony Lyle, 6-0, 205, Sr.-5**

SPECIAL TEAMS "DAWG" SQUAD

- 31 Caiden Robertson, 6-2, 205, Soph.
37 Trey Ortega, 6-0, 195, Soph.
38 Mac Willis, 6-3, 175, Soph.*
39 Austin Dahlke, 6-1, 175, Fr.-RS
51 Tommy Notarainni, 6-3, 225, Fr.-RS

INJURED (out for extended time)

- 33 Joshka Gustav, OLB, 6-3, 235, Soph.-2***
15 Chase Sowell, 6-3, 200, Fr.

OR—indicates those listed are considered even (co-first/second/third team status).

ITALICS—Players listed in *italics* left a previous game with an injury; game status ranges from probable to questionable to day-to-day.

L—left-handed/footed (throw/kick)

(Heights and weights as of Oct. 11, 2022)

*--number of letters earned through 2021;
CAPTAINS: 54 Terrance Lang; 12 Quinn Perry;
70 Casey Roddick; 38 Brady Russell.



COLORADO FOOTBALL / ALPHABETICAL ROSTER

(October 24 a.m.)

No.	Player	Pos.	Ht.	Wt.	Class	Exp.	Hometown (High School/Previous College)	Status
16	ALLEN, Colton	QB	6- 3	200	Fr.	HS	Highlands Ranch, Colo. (Valor Christian)	W0 5/4
68	AMAYA, Edgar	OL	6- 2	310	Fr.	RS	Russellville, Ala. (Russellville)	S 4/4
56	ANDERSON, Jackson	OL	6- 4	295	Fr.	RS	Mineola, Texas (Mineola)	S 4/4
6	ARIAS, Daniel	WR	6- 4	215	Sr.	4L	Mill Creek, Wash. (Henry M. Jackson)	S 1/1
92	AUSTIN, Aaron	DL	6- 2	240	Fr.	HS	Fort Worth, Texas (North Crowley)	S 5/4
20	BARNES, Robert	ILB	6- 2	230	Gr.	1L	Southlake, Texas (Carroll/Oklahoma)	S 1/1
97	BAUGH, Allan	DL	6- 2	290	Fr.	RS	Fort Lauderdale, Fla. (St. Thomas Aquinas)	S 4/4
36	BECKER, Cole	PK	6- 3	230	So.	1L	Roseville, Calif. (Rocklin)	S 4/3
85	BEDELL, Derek	SN	6- 3	230	So.	2L	Bellflower, Calif. (St. John Bosco)	W0 3/3
13	BELL, Maurice	WR	6- 0	185	Sr.	3L	Murrieta, Calif. (Murrieta Valley)	S 1/1
27	BETHEL, Nigel Jr.	CB	6- 0	180	Jr.	2L	Miami, Fla. (Northwestern/Miami-Fla.)	S 2/2
84	BOSCIA, Cole	WR	6- 3	210	Fr.	HS	Danville, Calif. (Monte Vista)	W0 5/4
40	BOWSER, Shakaun	OLB	6- 4	230	Fr.	HS	Queen Creek, Ariz. (Casteel)	S 5/4
75	BROWN, Tommy	OT	6- 7	320	Gr.	TR	Santa Ana, Calif. (Mater Dei/Alabama)	S 2/2
34	CAPOLUNGO, Dante	TB	5-11	175	Fr.	HS	Littleton, Colo. (Dakota Ridge)	W0 5/4
49	CARRIZOSA, Trent	P	6- 2	245	Fr.	HS	San Jose, Calif. (Del Mar)	W0 5/4
9	CARTER, Drew	QB	6- 3	195	So.	1L	Tigard, Ore. (Tigard)	S 4/3
8	CHANDLER-SEMEDO, Josh	ILB	5-10	230	Gr.	TR	Canton, Ohio (McKinley/West Virginia)	S 1/1
69	CHRISTIAN-LICHTENHAN, Gerard	OL	6-10	315	So.	1L	Davis, Calif. (Davis)	S 4/3
86	COURTNEY, Zach	TE	6- 6	240	Fr.	HS	Post, Texas (Post)	S 5/4
39	DAHLKE, Austin	S	6- 1	175	Fr.	RS	Edgar, Wis. (Edgar)	W0 4/4
79	DEMPSEY, Camden	OL	6- 2	260	Fr.	RS	Lakewood, Colo. (Lakewood)	W0 4/4
9	DIXSON, Dylan	S	6- 2	165	Fr.	HS	Houston, Texas (Pearland)	S 5/4
52	ECKARDT, Luke	OL	6- 6	290	Fr.	TR	Spring Grove, Ill. (Richmond Burton/Arizona)	S 4/4
77	EDWARDS, Carter	OL	6- 5	280	Fr.	HS	Hattiesburg, Miss. (Presbyterian Christian)	S 5/4
81	ESTES, Chernet	WR	6- 0	190	Fr.	HS	Austin, Texas (Lake Travis)	W0 5/4
18	FAURIA, Caleb	TE	6- 5	240	Fr.-3	1L	Attleboro, Mass. (Bishop Feehan)	S 4/4
53	FENSKE, Noah	OL	6- 5	305	So.	1L	New Hampton, Iowa (New Hampton/Iowa)	S 3/3
76	FILLIP, Frank	OL	6- 7	295	Jr.	4L	Houston, Texas (Clear Lake)	S 2/2
28	FINNESETH, Ben	OLB	6- 2	205	Fr.	RS	Durango, Colo. (Durango)	W0 4/4
8	FONTENOT, Alex	TB	6- 0	205	Sr.	3L	Richmond, Texas (George Ranch)	S 1/1
44	GRANT, Devin	OLB	6- 3	260	Fr.-3	2L	San Antonio, Texas (Antonian Prep)	S 4/4
72	GRAY, Travis	OT	6- 7	305	Fr.	HS	Aurora, Colo. (Cherokee Trail)	S 5/4
33	GUSTAV, Joshka	OLB	6- 3	235	So.	3L	Cherry Valley, Calif. (Aquinas)	S 3/3
7	HAM II, Marvin	ILB	6- 1	225	So.	3L	Belleville, Mich. (Belleville)	S 3/3
22	HANKERSON, Anthony	TB	5- 9	190	Fr.	HS	Boynton Beach, Fla. (St. Thomas Aquinas)	S 5/4
65	HARKEY, Alex	OT	6- 6	305	So.	JC	Austin, Texas (Hays/Tyler JC)	S 4/3
15	HARRIS, Simeon	CB	6- 0	180	Fr.	HS	Vallejo, Calif. (Benicia)	S 5/4
83	HARRISON, Michael	WR	6- 3	205	So.	1L	San Francisco, Calif. (St. Ignatius College Prep)	W0 4/3
25	HESTERA, Jack	WR	6- 0	180	Fr.	RS	Cedar Park, Texas (Cedar Park)	W0 4/4
45	HUBBARD, Noah	P/PK	6- 3	175	Fr.	RS	Louisville, Colo. (Monarch)	W0 4/4
29	HURTADO, Isaac	ILB	6- 3	230	So.	JC	Cypress, Calif. (Cypress/Fullerton CC)	S 3/3
10	JACKSON, Jaylon	WR	5-10	175	Sr.	4L	Cedar Hill, Texas (Cedar Hill)	S 1/1
13	JACKSON, Justin	DL	6- 2	280	Sr.	2L	Olive Branch, Miss. (Center Hill/Northwest Mississippi CC)	S 2/1
64	JOHNSON, Austin	OL	6- 4	300	So.	2L	Highlands Ranch, Colo. (Highlands Ranch)	S 3/3
30	KEITH, Braden	CB	5-10	170	Fr.	HS	Broomfield, Colo. (Legacy)	W0 5/4
10	KERRY, Eoghan	ILB	6- 3	235	Fr.	HS	Bakersfield, Calif. (Mater Dei)	S 5/4
88	KOPETZ, Brady	TE	6- 4	250	Fr.	HS	Portland, Ore. (Lincoln)	W0 5/4
14	KOPP, Maddox	QB	6- 5	210	Fr.	TR	Houston, Texas (St. Thomas/U. of Houston)	S 4/4
54	LANG, Terrance	DL	6- 7	265	Sr.	4L	Pomona, Calif. (Maranatha)	S 1/1
1	LEMONIOUS-CRAIG, Montana	WR	6- 2	190	So.	2L	Inglewood, Calif. (Inglewood)	S 4/3
23	LEWIS, Isaiah	S	6- 0	190	Sr.	4L	Granite Bay, Calif. (Granite Bay)	S 1/1
47	LUDWICK, Kaden	OLB	6- 5	230	Fr.	HS	Happy Valley, Ore. (Clackamas)	S 5/4
41	LYLE, Anthony	S	6- 0	205	Sr.	2L	Lafayette, Colo. (Legacy/Eastern Michigan)	S 1/1
3	MACK, Jeremy Jr.	S	6- 0	190	So.	JC	Clinton, Miss. (Clinton/East Mississippi CC)	S 4/3
56	MADDOX, Mason	DL	6- 3	290	Fr.	RS	Aurora, Colo. (Cherokee Trail)	W0 4/4
48	MAGALEI, Zion	OLB	6- 2	230	Fr.-2	1L	Chandler, Ariz. (Chandler)	S 4/4
90	MAIN, Chance	DE	6- 4	250	Gr.	TR	Cherryvale, Kan. (Cherryvale/Independence CC/Incarnate Word)	S 1/1
95	MARTIN, Tyas	DL	6- 4	330	Fr.-2	1L	Helena, Ark. (Jacksonville)	S 4/4
27	MASTRO, Dominick	TB	5-10	180	So.	TR	Scottsdale, Ariz. (Notre Dame Prep/Arizona State)	W0 4/3
7	McCOWN, Owen	QB	6- 2	175	Fr.	HS	Rusk, Texas (Rusk)	S 5/4
42	McGANNON, Liam	CB	5-10	180	Fr.	HS	San Francisco, Calif. (St. Ignatius Prep)	W0 4/4
25	MILLS, Keyshon	CB	6- 1	175	Fr.	HS	Little Elm, Texas (Little Elm)	S 5/4
4	MONTGOMERY, Jamar	OLB	6- 2	250	Sr.	3L	Birmingham, Ala. (Parker/Independence Community College)	S 1/1
0	MOORE, Kaylin	CB	5-10	185	So.	1L	Westlake Village, Calif. (Oaks Christian)	S 4/3
51	NOTARAINNI, Thomas	ILB	6- 3	225	Fr.	RS	San Diego, Calif. (Cathedral Catholic)	W0 4/4

-continued-



Colorado Alphabetical Roster, continued...

No.	Player	Pos.	Ht.	Wt.	Class	Exp.	Hometown (High School/Previous College)	Status
44	OFFERDAHL, Charlie	TB	5-11	185	Fr.	RS	Littleton, Colo. (Dakota Ridge)	WO 4/4
26	OLIVER, Jason	CB	6-0	175	Fr.	HS	Bakersfield, Calif. (Liberty)	S 5/4
87	OLSEN, Erik	TE	6-5	250	Fr.	RS	Littleton, Colo. (Heritage)	S 4/4
37	ORTEGA III, Trey	S	6-0	195	So.	VR	Broomfield, Colo. (Broomfield)	WO 3/3
23	PAGE, Grant	WR	6-3	200	Fr.	HS	Boulder, Colo. (Fairview)	S 5/4
98	PALAZZO, Cristiano	PK	5-9	190	Fr.	TR	Littleton, Colo. (Heritage/Oregon)	WO 4/4
89	PASSARELLO, Louis	TE	6-5	250	Fr.-3	VR	Palo Alto, Calif. (Palo Alto)	S 4/4
3	PENRY, Chase	WR	6-1	190	So.	1L	Greenwood Village, Colo. (Cherry Creek)	S 4/3
12	PERRY, Quinn	ILB	6-2	245	Sr.	3L	Marina Del Rey, Calif. (Palisades/El Camino)	S 1/1
22	PITTMAN, Toren	CB	6-4	175	So.	2L	Frisco, Texas (Lone Star)	S 4/3
74	RAMIREZ, John	OL	6-5	290	Fr.	HS	Placentia, Calif. (El Dorado)	WO 5/4
6	REED, Nikko	CB	5-10	185	So.	1L	Oakland, Calif. (Moreau Catholic)	S 4/3
52	REMYINGTON, Jack	ILB	6-3	195	Fr.	HS	Boulder, Colo. (Fairview)	WO 5/4
73	REZNIK, Ben	OL	6-6	290	Fr.	RS	Deerfield, Ill. (Deerfield)	WO 4/4
31	ROBERTSON, Caiden	LB	6-2	205	So.	JC	San Clemente, Calif. (San Clemente/Saddleback CC)	WO 4/3
80	ROBINSON, Ty	WR	6-3	195	So.	1L	Aurora, Colo. (Eaglecrest)	S 4/3
70	RODDICK, Casey	OL	6-4	310	Jr.	3L	Ventura, Calif. (St. Bonaventure)	S 2/2
91	RODMAN, Na'im	DL	6-2	300	Jr.	3L	Lakewood, Calif. (St. John Bosco)	S 3/2
38	RUSSELL, Brady	TE	6-3	250	Sr.	4L	Fort Collins, Colo. (Fossil Ridge)	S 1/1
99	SAMI, Jalen	DL	6-6	330	Jr.	3L	Colorado Springs, Colo. (Vista Ridge)	S 2/2
33	SAREM, Christian	TB	6-2	220	Fr.	HS	Carlsbad, Calif. (Carlsbad)	WO 5/4
51	SEAVALL, Jack	OL	6-7	285	So.	VR	Centennial, Colo. (Arapahoe)	WO 4/3
5	SHROUT, J.T.	QB	6-3	210	Jr.	VR	Santa Clarita, Calif. (Hart Central/Tennessee)	S 3/3
32	SMITH, Aubrey	ILB	6-3	225	Fr.	HS	Atlanta, Ga. (Buford)	S 5/4
82	SMITH, Austin	TE	6-5	230	Fr.-2	1L	Elmaton, Texas (Tidehaven)	S 4/4
20	SMITH, Deion	TB	6-0	190	Jr.	2L	Houston, Texas (Second Baptist)	S 2/2
17	SMITH, Xavier	S	6-2	185	Fr.	HS	Atlanta, Ga. (Langston Hughes)	S 5/4
2	SNEED II, R.J.	WR	6-1	195	Gr.	TR	Cypress, Texas (Cypress Ranch/Baylor)	S 1/1
15	SOWELL, Chase	WR	6-3	200	Fr.	HS	Humble, Texas (Atascocita)	S 5/4
21	STACKS, Jayle	TB	5-11	235	So.	2L	Aurora, Colo. (Cherry Creek)	S 4/3
2	STRIKER, Jaylen	S	6-3	200	Jr.	1L	Tampa, Fla. (Jefferson/Independence CC)	S 2/2
5	TAYLOR, Tyrin	S	6-2	185	So.	1L	Huntersville, N.C. (William A. Hough)	S 4/3
1	THOMAS, Guy	OLB	6-4	245	Sr.	2L	Miami, Fla. (Booker T. Washington/Nebraska/Coahoma CC)	S 1/1
4	TYSON, Jordyn	WR	6-2	185	Fr.	HS	Allen, Texas (Allen)	S 5/4
0	VENN, Victor	TB	5-10	170	Fr.	HS	Buford, Ga. (Buford)	S 5/4
57	WARCHUCK, Cameron	SN	6-0	230	Fr.	RS	Norco, Calif. (Norco)	WO 4/4
55	WELLS, Van	OL	6-2	290	Fr.	HS	Houston, Texas (C.E. King)	S 5/4
21	WIGGINS, Joshua	CB	6-1	175	Fr.	HS	Spring, Texas (Klein Oak)	S 5/4
60	WILEY, Jake	OL	6-6	310	So.	2L	Centennial, Colo. (Eaglecrest)	S 3/3
35	WILLIAMS, Mister	ILB	6-0	250	Fr.-3	2L	Westlake Village, Calif. (Oaks Christian)	S 4/4
93	WILLIAMS, Ryan	DL	6-3	275	Fr.-2	1L	Pearland, Texas (Shadow Creek)	S 4/4
38	WILLIS, Daniel "Mac"	CB/PK	6-3	175	So.	1L	Centennial, Colo. (Cherry Creek)	WO 3/3
43	WOODS, Trevor	S	6-1	200	So.	1L	Katy, Texas (James E. Taylor)	S 4/3
16	WOOLVERTON, Jordan	S	6-2	195	Fr.	RS	Durango, Colo. (Durango)	WO 4/4

Heights and weights recorded as of October 11, 2022. **EXPERIENCE KEY:** #L—indicates number of letters earned through 2021; HS—high school; JC—junior college transfer; RS—freshman redshirt in 2020; TR—transfer; VR—varsity reserve performer.

STATUS KEY: S—scholarship, WO—walk-on; #/#—clock at end of 2021 season, i.e., 2/1: two years to play one in eligibility. **COVID:** Eligibility calculations for all players regained their year of eligibility for the 2020 season; -2 indicates second (class) year, -3 indicates third (class) year.

Inactive Roster Players [Injured (out for extended time)/Ineligible/Entered Transfer Portal, Etc.]

No.	Player	Pos.	Ht.	Wt.	Class	Exp.	Hometown (High School/Previous College)	Reason	Status
12	LEWIS, Brendon	QB	6-2	215	So.	2L	Melissa, Texas (Melissa)	Entered TP (10/18)	S 4/3
88	LOGAN, Ashton	P/PK	6-2	195	Fr.	HS	Anaheim Hills, Calif. (Orange Lutheran)	Entered TP (10/12)	S 5/4
17	MOTT III, James	QB	6-0	200	So.	VR	Laguna Beach, Calif. (St. Margaret's/Chicago)	Entered TP (10/25)	WO 3/3
8	SALAVE'A, Oakie	ATH	6-4	220	Fr.	HS	Leone Ili'ili, AMERICAN SAMOA (Tafuna)	Injured	S 5/4

2022 COACHING STAFF: Interim Head Coach: Mike Sanford. Assistant Head Coach: Phil McGeoghan (WR). Assistant Coaches: Gerald Chatman (DE/DL), Clay Patterson (OC/TE), Brett Maxie (DPGC/S), Rod Chance (CB), Kyle DeVan (RGC/OL), Darian Hagan (RB), Jeff Smart (LB), Mark Smith (LB), Shannon Turley (S&C). **Grad Assistants:** Nate Dodson (QB), Kolter Smith (O), John Gardner (D), Cordale Grundy (D). **Quality Control:** Michael Downing (D), Nick Gilbert (O), Brandon Gibson (O), Chris Reinert (ST). **CAPTAINS:** 54 Terrance Lang, DE; 12 Quinn Perry, ILB; 70 Casey Roddick, OL; 38 Brady Russell, TE.



Colorado Numerical Roster (as of October 24 a.m.):

No.	Player	Pos.	No.	Player	Pos.	No.	Player	Pos.	No.	Player	Pos.
0	MOORE, Kaylin	CB	16	WOOLVERTON, Jordan	S	39	DAHLKE, Austin	S	74	RAMIREZ, John	OL
0	VENN, Victor	TB	17	SMITH, Xavier	S	40	BOWSER, Shakaun	OLB	75	BROWN, Tommy	OT
1	LEMONIOUS-CRAIG, M.	WR	18	FAURIA, Caleb	TE	41	LYLE, Anthony	S	76	FILLIP, Frank	OL
1	THOMAS, Guy	OLB	20	BARNES, Robert	ILB	42	McGANNON, Liam	CB	77	EDWARDS, Carter	OL
2	SNEED II, R.J.	WR	20	SMITH, Deion	TB	43	WOODS, Trevor	S	79	DEMPSEY, Camden	OL
2	STRIKER, Jaylen	S	21	STACKS, Jayle	TB	44	GRANT, Devin	OLB	80	ROBINSON, Ty	WR
3	MACK, Jeremy Jr.	S	21	WIGGINS, Joshua	CB	44	OFFERDAHL, Charlie	TB	81	ESTES, Chernet	WR
3	PENRY, Chase	WR	22	HANKERSON, Anthony	TB	45	HUBBARD, Noah	P/PK	82	SMITH, Austin	TE
4	MONTGOMERY, Jamar	OLB	22	PITTMAN, Toren	CB	47	LUDWICK, Kaden	OLB	83	HARRISON, Michael	WR
4	TYSON, Jordyn	WR	23	LEWIS, Isaiah	S	48	MAGALEI, Zion	OLB	84	BOSCIA, Cole	WR
5	SHROUT, J.T.	QB	23	PAGE, Grant	WR	49	CARRIZOSA, Trent	P	85	BEDELL, Derek	SN
5	TAYLOR, Tyrin	S	25	HESTERA, Jack	WR	51	NOTARAINNI, Thomas	ILB	86	COURTNEY, Zach	TE
6	ARIAS, Daniel	WR	25	MILLS, Keyshon	CB	51	SEAVALL, Jack	OL	87	OLSEN, Erik	TE
6	REED, Nikko	CB	26	OLIVER, Jason	CB	52	ECKARDT, Luke	OL	88	KOPETZ, Brady	TE
7	HAM II, Marvin	ILB	27	BETHEL, Nigel Jr.	CB	52	REMINGTON, Jack	LB	89	PASSARELLO, Louis	TE
7	McCOWN, Owen	QB	27	MASTRO, Dominick	TB	53	FENSKE, Noah	OL	89	WELLS, Van (as a TE)	TE
8	CHANDLER-SEMEDO, J.	ILB	28	FINNESETH, Ben	OLB	54	LANG, Terrance	DL	90	MAIN, Chance	DE
8	FONTENOT, Alex	TB	29	HURTADO, Isaac	ILB	55	WELLS, Van	OL	91	RODMAN, Na'im	DL
9	CARTER, Drew	QB	30	KEITH, Braden	CB	56	ANDERSON, Jackson	OL	92	AUSTIN, Aaron	DL
9	DIXSON, Dylan	S	31	ROBERTSON, Caiden	LB	56	MADDOX, Mason	DL	93	WILLIAMS, Ryan	DL
10	JACKSON, Jaylon	WR	32	SMITH, Aubrey	ILB	57	WARCHUCK, Cameron	SN	95	MARTIN, Tyas	DL
10	KERRY, Eoghan	ILB	33	GUSTAV, Joshka	OLB	60	WILEY, Jake	OL	97	BAUGH, Allan	DL
12	PERRY, Quinn	ILB	33	SAREM, Christian	TB	64	JOHNSON, Austin	OL	98	PALAZZO, Cristiano	PK
13	BELL, Maurice	WR	34	CAPOLUNGO, Dante	TB	65	HARKEY, Alex	OT	99	SAMI, Jalen	DL
13	JACKSON, Justin	DL	35	WILLIAMS, Mister	ILB	68	AMAYA, Edgar	OL	Inactive:		
14	KOPP, Maddox	QB	36	BECKER, Cole	PK/P	69	CHRISTIAN-LICHTENHAN, G.	OL	8	SALAVE'A, Oakie	S
15	HARRIS, Simeon	CB	37	ORTEGA III, Trey	S	70	RODDICK, Casey	OL			
15	SOWELL, Chase	WR	38	RUSSELL, Brady	TE	72	GRAY, Travis	OT			
16	ALLEN, Colton	QB	38	WILLIS, Daniel "Mac"	CB/PK	73	REZNIK, Ben	OL			

2022 COLORADO FOOTBALL LETTERMAN PICTURE

Colorado had **49** lettermen returning for the 2022 season (46 from the 2021 team, three from 2020); they break down into 21 on offense, 25 on defense and three specialists; the Buffs lose 40 lettermen off the 2021 squad (20 offense/18 defense/2 specialists). CU will return 11 starters from 2021 (6 offenses/5 defense), losing **11** (5 offense/6 defense). The 2021 starters listed in bold (six or more starts); *—denotes letters earned primarily on special teams; QIS—quit in season. The breakdown:

OFFENSE

Position	Returning (21)	Lost (21)
WR	Daniel Arias , Chase Penry, *Michael Harrison	La'Vontae Shenault (QIS; from 2020)
WR	Montana Lemonious-Craig, Maurice Bell (from 2020)	Brenden Rice
WR	Jaylon Jackson, Ty Robinson	Dimitri Stanley , Chris Carpenter
LT	Jake Wiley	Max Wray
LG		Kary Kutsch , Kanan Ray, Josh Jynes
C	Austin Johnson, Noah Fenske	Colby Pursell , *Carson Lee
RG	Casey Roddick	Chance Lytle, John Deitchman
RT	Frank Fillip , Gerad Christian-Lichtenhan	
TE	Brady Russell , *Caleb Fauria, *Austin Smith	Matt Lynch, Alec Pell, C.J. Schmanski, Nico Magri, Jared Poplawski (QIS)
QB	Brendon Lewis , Drew Carter	
TB	Alex Fontenot, Deion Smith, Jayle Stacks	Jarek Broussard , Ashaad Clayton, Joe Davis, *Noah Wagner

DEFENSE

Position	Returning (25)	Lost (18)
DE	Terrance Lang , Justin Jackson	
DT	Jalen Sami , Ryan Williams	Janaz Jordan, Jayden Simon, Lloyd Murray, Jr. (QIS; from 2020)
DT	Na'im Rodman , Tyas Martin	Mustafa Johnson , Jeremiah Doss (from 2020)
DE/OLB	Joshka Gustav, Devin Grant	Carson Wells
ILB	Quinn Perry , Marvin Ham	Nate Landman , Jack Lamb, Zephaniah Maea
ILB	Robert Barnes, *Mister Williams	*Jonathan Van Diest, Alvin Williams
OLB	Guy Thomas, Jamar Montgomery, Zion Magalei	
CB	Nikko Reed, Nigel Bethel	Christian Gonzalez
SS	Isaiah Lewis , Tyrin Taylor, Trevor Woods	Chris Miller, *Ray Robinson
FS	*Toren Pittman, *Anthony Lyle	Mark Perry , Curtis Appleton, *Trustin Oliver
CB	Kaylin Moore, Jaylen Striker (from 2020)	Mekhi Blackmon

SPECIALISTS

Position	Returning (3)	Lost (2)
P		Josh Watts
PK	Cole Becker , Mac Willis (from 2020)	Evan Price
SN	Derek Bedell	

2022 UNIVERSITY OF COLORADO BUFFALO FOOTBALL STATISTICS

Won 1, Lost 6 (1-3 Pac-12)

RESULTS/Attendance (◆—Pac-12 Game)				Result	Time	Attendance
S 2	TCU (N)			L 13-38	3:13	47,868
S 10	at Air Force			L 10-41	3:12	33,647
S 17	at Minnesota			L 7-49	3:19	42,101
S 24	◆ UCLA			L 17-45	3:19	42,848
O 1	◆ at Arizona (N)			L 20-43	3:21	36,591
O 15	◆ CALIFORNIA (OT)			W 20-13	3:29	50,471
O 22	◆ at Oregon State (N)			L 9-42	3:14	27,679
O 29	◆ ARIZONA STATE (N)				5:30p	
N 5	◆ OREGON				TBA	
N 11	◆ at Southern California (N)				7:30 p.m.	
N 19	◆ at Washington				TBA	
N 26	◆ UTAH				TBA	

SCORE-BY-QUARTERS							
	1	2	3	4	OT	—	Total
COLORADO	10	35	13	31	7	—	96
Opponents	61	69	72	69	0	—	271

TEAM STATISTICS			Colorado	Opponents
FIRST DOWNS				
			115	177
by rushing			54	95
by passing			48	74
by penalty			13	8
FIRST DOWN PLAYS/YARDS				
			185/869	231/1738
average gain on first down			4.70	7.52
THIRD DOWN EFFICIENCY				
			25-95	47-89
percentage			29.5	52.8
FOURTH DOWN EFFICIENCY				
			7-18	6-13
percentage			38.9	46.2
RUSHING ATTEMPTS				
			223	286
yards gained			942	1937
yards lost			175	161
NET RUSHING YARDS				
			767	1776
average per rush			3.44	6.21
average per game			109.6	253.7
PASSING ATTEMPTS				
			221	200
passes completed			116	127
had intercepted			5	2
completion percentage			52.5	63.5
efficiency rating			102.4	150.3
NET PASSING YARDS				
			1236	1526
average per attempt			5.59	7.63
average per completion			10.7	12.0
average per game			176.7	218.0
TOTAL OFFENSIVE PLAYS				
			444	486
TOTAL NET YARDS				
			2003	3313
AVERAGE GAIN PER PLAY				
			4.51	6.82
AVERAGE PER GAME				
			286.1	473.3
FUMBLES-LOST				
			13-9	9-5
PENALTIES/YARDS				
			33/312	43/367
Offensive			20/145	18/125
Defensive			10/137	15/164
Special Teams			3/30	9/63
Bench (Unsportsmanlike)			0/0	1/15
TURNOVERS (Margin: -7/-1.00)				
			14	7
TOTAL RETURN YARDS				
			41	284
Punt Returns: No-Yards			6-41	18-206
Interceptions: No-Yards			1-0	5-66
Misc. (Fumble/Blk. FG) Returns			0-0	1-12
KICKOFF RETURNS: No-Yards				
			10-246	2-46
average per return			24.6	23.0
PUNTS				
			37	16
yards			1547	697
gross average			41.8	43.6
yard deductions: returns/touchbacks			206/20	41/40
net yards			1321	616
net average			35.7	38.5
DEFENSIVE/tackles for loss				
			34-108	40-169
quarterback sacks/yards			6/40	16/115
quarterback hurries			19	33
passes broken up			21	39
forced fumbles (ST)			4 (0)	8 (1)
BLOCKED KICKS (Special Teams)				
			0	0
TIME OF POSSESSION				
			193:12	226:48
average per game			27:36	32:24
TIME SPENT IN THE LEAD (tied 68:31)				
			27:05	324:24
TIMES PENETRATED OPPONENT 20				
			17	37
scores/td,fg			12/8,4	29/25,4
GOAL-TO-GO SITUATIONS				
			10	14
scores/td,fg			8/6,2	13/11,2
TOTAL DRIVES				
			81	83
drives ended by: TD			11	34
FG Made/FG Miss			7/1	7/3
Punt/Downs			37/9	16/7
TO/SAF/Clock			14/0/2	7/0/9
TOTAL POINTS				
			96	271
average per game			13.7	38.7

RUSHING													
—avg. per—													high
Player	G	Att	Gain	Loss	NET	att.	game	TD	Long	20+	10+	5+	game
Deion Smith.....	6	46	248	5	243	5.28	40.5	1	25t	2	8	23	70
Charlie Offerdahl.....	7	35	163	3	160	4.57	22.9	0	14	0	4	16	55
Anthony Hankerson....	4	38	148	8	140	3.68	35.0	2	11	0	5	11	68
Alex Fontenot.....	2	20	84	0	84	4.20	42.0	0	21	1	1	6	53
Jayle Stacks.....	5	19	72	2	70	3.68	14.0	1	19	0	3	5	50
Brendon Lewis.....	2	12	60	17	43	3.58	21.5	0	24	1	2	4	42
Owen McCown.....	4	27	99	61	38	1.41	9.5	2	20	1	3	7	43
Maurice Bell.....	7	2	16	6	10	5.00	1.4	0	16	0	1	1	16
Jack Hestera.....	6	1	6	0	6	6.00	1.0	0	6	0	0	1	6
R.J. Sneed.....	7	1	6	0	6	6.00	0.9	0	6	0	0	1	6
Brady Russell.....	6	1	1	0	1	1.00	0.2	0	1	0	0	0	1
Dante Capolungo.....	1	1	0	2	-2	-2.00	-2.0	0	-2	0	0	0	-2
Jordyn Tyson.....	7	3	1	5	-4	-1.33	-0.6	0	1	0	0	0	-1
J.T. Shrout.....	5	15	38	53	-15	-1.00	-3.0	0	12	0	1	2	12
Team (k-downs, snaps)	7	2	0	13	-13	-6.50	-1.9	0	-5	-5

PASSING													
—avg. per—													TOTAL OFFENSE
Player	G	Att	Com	Int	(/T)	Pct.	Yards	att. comp.	TD	Long	HT	Sacked	Att. Yards Avg.
Owen McCown.....	4	100	57	2	(2)	57.0	600	6.0	10.5	2	42	10	10/60 127 638 5.0
J.T. Shrout.....	5	96	43	3	(1)	44.8	507	5.3	11.8	3	58	19	5/50 111 492 4.4
Jordyn Tyson.....	7	1	1	0	(0)	100.0	37	37.0	37.0	0	37	0	0/0 2 36 18.0
Brendon Lewis.....	2	24	15	0	(0)	62.5	92	3.8	6.2	0	25	4	1/5 36 135 3.8
Team (spiked passes)	0	0	0	0.0	0/0 2 -13 -6.5
NCAA Ratings: McCown 110.0, Lewis 94.7; Shrout 93.2.													
Passes w/o INT: Lewis 156, McCown 13, Carter 11, Shrout 0 (T—interceptions tipped or bobbled; HT—hurried throws)													

RECEIVING													
—avg. per—													high games
Player	G	No.	Yards	rec.	game	TD	Long	TGD	20+	10+	5+	rec	yards
Daniel Arias.....	7	19	309	16.3	44.1	1	42	38	5	12	16	4	4-82
Montana Lemonious-Craig	7	15	198	13.2	28.3	1	37	24	3	8	13	8	8-119
Jordyn Tyson.....	7	12	218	18.2	31.1	2	58	27	5	5	10	3	3-92
R.J. Sneed.....	7	12	89	7.7	12.7	0	20	17	1	3	8	3	3-29
Maurice Bell.....	7	11	35	3.2	5.0	0	15	16	0	1	3	5	5-26
Deion Smith.....	6	9	71	7.9	11.8	0	41	11	1	1	5	4	1-41
Brady Russell.....	6	8	58	7.3	9.7	0	14	24	0	1	7	4	4-33
Jack Hestera.....	6	5	42	8.4	7.0	0	21	9	1	2	2	3	1-21
Erik Olsen.....	7	5	21	4.2	3.0	0	7	6	0	0	2	2	2-9
Anthony Hankerson.....	4	4	9	2.3	2.3	0	5	7	0	0	1	2	2-7
Jaylan Jackson.....	7	3	46	15.3	6.6	0	28	3	1	2	3	2	1-28
Ty Robinson.....	7	3	31	10.3	4.4	0	12	10	0	2	3	2	2-19
Charlie Offerdahl.....	7	2	47	23.5	6.9	0	36	5	1	2	2	1	1-36
Chase Sowell.....	4	2	23	11.5	5.8	0	14	8	0	1	2	2	2-23
Caleb Fauria.....	6	2	20	10.0	3.3	0	15	5	0	1	2	1	1-18
Chase Penry.....	3	1	11	11.0	3.7	0	11	3	0	1	1	1	1-11
Austin Smith.....	3	1	4	4.0	1.3	1	4t	4	0	0	0	1	1-4
Alex Fontenot.....	2	1	2	2.0	1.0	0	2	3	0	0	0	1	1-2
Jayle Stacks.....	5	1	2	2.0	0.4	0	2	1	0	0	0	1	1-2
Yards After Catch (506): D. Smith 89, Lemonious-Craig 67, Sneed 55, Offerdahl 44, Russell 40, Arias 37, Bell 36, Hestera 33, Tyson 33, Hankerson 20, Fauria 11, Fontenot 8, Jackson 8, Robinson 8, Stacks 6, Sowell 5, Olsen 4, A. Smith 2 (TGD—targeted).													

SCORING												
	Touchdowns-----					2Pt.						
Player	G	Total	Rush	Rec.	Ret.	PAT	EP-EPA	FG-FGA	Saf	DEX	PTS	
Cole Becker	7	0	0	0	0	0-0	9-10	7-8	--	--	30	
Anthony Hankerson	4	2	2	0	0	0-0	0-0	0-0	--	--	12	
Owen McCown	4	2	2	0	0	0-0	0-0	0-0	--	--	12	
Jordyn Tyson	7	2	0	2	0	0-0	0-0	0-0	--	--	12	
Daniel Arias	7	1	0	1	0	0-0	0-0	0-0	--	--	6	
Montana L-Craig	7	1	0	1	0	0-0	0-0	0-0	--	--	6	
Austin Smith	3	1	0	1	0	0-0	0-0	0-0	--	--	6	
Jayle Stacks	5	1	1	0	0	0-0	0-0	0-0	--	--	6	
Deion Smith	6	1	1	0	0	0-0	0-0	0-0	--	--	6	
J.T. ShROUT	5	0	0	0	0	0-1	0-0	0-0	--	--	0	
COLORADO	7	11	6	5	0	0-1	9-10	7-8	--	--	96	
Opponents	7	36	19	15	2	0-1	34-35	7-10	--	--	271	

COLORADO			OPPONENT		
20+	10+	5+	20+	10+	5+
4	13	29	8	15	27
3	5	13	5	11	38
0	11	20	4	18	38
3	8	26	9	21	32
4	12	25	9	30	46
3	10	27	3	13	25
5	11	18	5	19	34

SCORING DRIVES (Game-By-Game)

Opponent	Plays	Yards	Time	Result	Qtr	(Down) How	PAT	Quarterback
TCU	9	43	4:37	FG	1	(4) Becker 37 FG	Lewis
TCU	12	50	6:58	FG	2	(4) Becker 43 FG	Lewis
TCU	8	75	2:02	TD	4	(1) Tyson 23 pass from Shrout	Becker	Shrout
Air Force	4	71	1:53	TD	2	(1) D. Smith 25 run	Becker	Shrout
Air Force	4	0	1:15	*FG	2	(4) Becker 41 FG	Shrout
Minnesota	10	75	5:19	TD	4	(1) A. Smith 4 pass from Shrout	Becker	Shrout
UCLA	10	58	3:34	FG	1	(4) Becker 35 FG	McCown
UCLA	9	74	3:38	TD	2	(4) McCown 2 run	Becker	McCown
UCLA	15	85	6:36	TD	4	(3) Tyson 8 pass from McCown	Becker	McCown
Arizona	9	70	3:23	TD	1	(1) McCown 1 run	Becker	McCown
Arizona	5	65	0:50	TD	2	(1) Arias 14 pass from McCown	(kick failed)	McCown
Arizona	7	75	3:13	TD	3	(2) Hankerson 7 run	Becker	McCown
California	8	57	4:39	FG	2	(4) Becker 31 FG	McCown
California	6	58	1:42	TD	4	(3) Hankerson 1 run	Becker	Shrout
California	14	69	5:50	FG	4	(4) Becker 24 FG	Shrout
California	3	25	TD	OT1	(3) Lemonious-Craig 22 pass from Shrout	Becker	Shrout
Oregon State	8	33	4:46	FG	2	(4) Becker 44 FG	Shrout
Oregon State	9	80	4:42	TD	3	(2) Stacks 1 run	(pass failed)	Shrout

(*—scored following a turnover.)

Drive Analysis

DISTANCE	COLORADO		OPPONENT	
Length	TD	FG	TD	FG
(minus)	—	0	—	0
0—9	0	1	0	1
10—19	0	0	2	0
20—29	1	0	0	1
30—39	0	1	4	2
40—49	0	1	3	0
50—59	1	3	4	2
60—69	1	1	7	0
70—79	6	0	6	1
80—89	2	0	6	0
90—99	0	0	2	0

GAME OPENING DRIVES

Game	COLORADO			OPPONENT		
	Pts	FD	Yds	Pts	FD	Yds
TCU	0	3	45	0	0	0
Air Force	0	0	-11	7	1	14
Minnesota	0	0	-14	7	5	75
UCLA	0	3	39	7	3	64
Arizona	7	3	70	7	5	75
California	0	0	5	0*	1	12
Oregon State	0	0	2	0*	0	-7
Arizona State						
Oregon						
Southern California						
Washington						
Utah						

SECOND HALF OPENING DRIVES

Game	COLORADO			OPPONENT		
	Pts	FD	Yds	Pts	FD	Yds
TCU	0	1	15	7	4	80
Air Force	0	0	3	0	1	12
Minnesota	0	3	46	7	3	60
UCLA	0	0	-10	7	2	75
Arizona	0	1	15	7	4	80
California	0*	2	30	0	0	1
Oregon State	0*	0	0	7	4	80
Arizona State						
Oregon						
Southern California						
Washington						
Utah						

(*—drive ended by a turnover)

POSSESSIONS AT-A-GLANCE

	Avg. 3-Plays			
	No.	Plays	Snaps & Out*	Snaps/TD'
Colorado	81	444	5.48	30 40.4 (11)
Opponent	83	486	5.86	9 14.3 (34)

(*—less if there is a turnover; must not have earned a first down or scored a touchdown.)

POINTS BY DRIVE

Drive (CU/Opp)	COLORADO			OPPONENT		
	Pts	TD	FG	Pts	TD	FG
1 (7/7)	7	0	0	28	4	0
2 (7/7)	3	0	1	30	4	1
3 (7/7)	3	0	1	14	2	0
4 (7/7)	6	0	2	23	3	1
5 (7/7)	10	1	1	24	3	1
6 (7/7)	13	1	0	21	3	0
7 (7/7)	0	0	0	21	3	0
8 (7/7)	10	0	1	24	3	1
9 (7/7)	6	1	0	24	3	1
10 (7/6)	21	3	0	14	2	0
11 (5/5)	0	0	0	14	2	0
12 (3/3)	10	1	1	3	0	1
13 (2/3)	7	1	0	10	1	1
14 (1/2)	0	0	0	7	1	0
15 (0/1)	0	0	0	0	0	0
16 (0/0)	0	0	0	0	0	0

COLORADO YARDS PER PLAY—TD Drives: 8.5 (84-714); FG Drives: 5.4 (58-314); Non-Scoring Drives: 3.2 (302-975).
OPPONENT YARDS PER PLAY—TD Drives: 9.3 (226-2111); FG Drives: 6.0 (49-295); Non-Scoring Drives: 4.3 (211-907).

LONGEST PLAYS

COLORADO

Scrimmage

Yards	Opponent	Player(s)
58	Oregon State	Jordyn Tyson pass from J.T. Shrout
42	UCLA	Daniel Arias pass from Owen McCown
42	Arizona	Jordyn Tyson pass from Owen McCown
41	Arizona	Deion Smith pass from Owen McCown
41	California	Daniel Arias pass from Owen McCown
37	California	Montana Lemonious-Craig pass from Jordyn Tyson
36	Arizona	Charlie Offerdahl pass from Owen McCown
35	TCU	Daniel Arias pass from J.T. Shrout
31	UCLA	Jordyn Tyson pass from Owen McCown
28	Minnesota	Jaylon Jackson pass from Owen McCown
27	Oregon State	Jordyn Tyson pass from J.T. Shrout
27	Oregon State	Montana Lemonious-Craig pass from J.T. Shrout
25	TCU	Daniel Arias pass from Brendon Lewis
25	Air Force	Deion Smith run (TD)
25	UCLA	Daniel Arias pass from Owen McCown
24	TCU	Brendon Lewis run
23	TCU	Jordyn Tyson pass from J.T. Shrout (TD)
23	Air Force	Deion Smith run
22	California	Montana Lemonious-Craig pass from J.T. Shrout (TD)
21	Air Force	Alex Fontenot run
21	Oregon State	Jack Hestera pass from J.T. Shrout
20	Arizona	Owen McCown run
20	Oregon State	R.J. Sneed pass from J.T. Shrout

Number of plays 20-plus yards in length: **23** (18 pass, 5 rush)

Number of plays 20-plus yards in length:	23	(16 pass, 7 rush)
Number of plays 40-plus yards in length:	5	(5 pass, 0 rush)

Returns

Type	Yards	Opponent	Player
KICKOFF	45	Air Force	Nikko Reed
PUNT	18	California	Nikko Reed
INTERCEPTION	0	(on two occasions)	
FUMBLE	N/A		

Returns 20+ yards in length: 5 (5 kickoff, 0 punt, 0 interception, 0 fumble, 0 misc.)

Returns 30+ yards in length: **2** (2 kickoff, 0 punt, 0 interception, 0 fumble, 0 misc.)

OPPONENT

Scrimmage

Yards	Opponent	Player(s)
60	Oregon State	Jack Velling pass from Ben Gulbranson (TD)
48	Air Force	Ben Jefferson run
47	Arizona	Dorian Singer pass from Jayden de Laura
46	Air Force	Brad Roberts run (TD)
46	UCLA	Zach Charbonnet run (TD)
43	TCU	Emari Dermercade run (TD)
40	Air Force	John Lee Eldridge III run
40	Oregon State	Damien Martinez run
39	Minnesota	Chris Autman-Bell pass from Tanner Morgan (TD)
36	Arizona	Dorian Singer pass from Jayden de Laura
35	TCU	Emani Bailey run
35	UCLA	Zach Charbonnet run (TD)
34	Minnesota	Mohamed Ibrahim run
34	Minnesota	Bryce Williams run (TD)
33	TCU	Max Duggan run
32	TCU	Sam Jackson run
32	Minnesota	Mohamed Ibrahim run
29	Arizona	Jacob Cowing pass from Jayden de Laura
28	Air Force	Zachary Larrier run
28	UCLA	Dorian Thompson-Robinson run
28	UCLA	Logan Loya from Dorian Thompson-Robinson
28	Arizona	Tetairoa McMillan pass from Jayden de Laura
27	TCU	Derius Davis run (TD)
27	Oregon State	Damien Martinez run
25	UCLA	Josiah Norwood from Dorian Thompson-Robinson
25	Arizona	D.J. Williams run
24	UCLA	Matt Sykes from Dorian Thompson-Robinson (TD)
24	Arizona	Michael Wiley run
24	Arizona	Jacob Cowing pass from Jayden de Laura
24	California	Keleki Latu pass from Jack Plummer
23	Arizona	Tetairoa McMillan pass from Jayden de Laura (TD)
23	California	Jaydn Ott run
23	Oregon State	Damien Martinez run
23	Oregon State	Jam Griffin run
22	TCU	Kendre Miller run
22	UCLA	Jake Bobo from Dorian Thompson-Robinson
21	UCLA	Kam Brown from Dorian Thompson-Robinson
21	Arizona	Jacob Cowing pass from Jayden de Laura
20	TCU	Geor'quarius Spivey pass from Chandler Morris
20	TCU	Savion Williams pass from Max Duggan
20	Air Force	Brad Roberts run (TD)
20	UCLA	T.J. Harden run (TD)
20	California	Mavin Anderson pass from Jack Plummer

Number of plays 20-plus yards in length: **43** (18 pass, 25 rush)

Number of plays 40-plus yards in length: 8 (2 pass, 6 rush)

Returns

Type	Yards	Opponent	Player
KICKOFF	26	Oregon State	Silas Bolden
PUNT	60	TCU	Derius Davis (TD)
INTERCEPTION	42	Oregon State	Alex Austin (TD)
FUMBLE	12	Oregon State	Rejzohn Wright

Returns 20+ yards in length: 5 (2 kickoff, 2 punt, 1 interception, 0 fumble, 0 misc.)

Returns 30+ yards in length: 2 (0 kickoff, 1 punt, 1 interception, 0 fumble, 0 misc.)

DRIVE ENGINEERING[illegible]

FIRST DOWN PASSING

Player	Att-Com-Int	Pct.	Yards	FD	TD	Long	Sacked	Rating
J.T. Shrout	36-22-1	61.1	251	10	2	58	4/41	132.5
Owen McCown	40-22-1	55.0	229	4	1	42	4/24	106.1
Jordyn Tyson	1- 1-0	100.0	37	1	0	37	0/ 0	410.8
Brendon Lewis	9- 6-0	66.7	16	0	0	9	0/ 0	81.6

FIRST DOWN RUSHING

Player	Att.	Yards	Avg.	FD	TD	Long
Deion Smith	25	97	3.9	3	0	23
Anthony Hankerson	17	82	4.8	3	0	11
Charlie Offerdahl	12	74	6.2	2	0	14
Alex Fontenot	11	58	5.3	1	0	21
Owen McCown	5	27	5.4	1	1	20
Jayle Stacks	9	24	2.7	1	0	13
J.T. Shrout	5	16	3.2	1	0	12
Brendon Lewis	1	12	12.0	1	0	12
Maurice Bell	2	10	5.0	1	0	16
Jack Hestera	1	6	6.0	0	0	6
Dante Capolungo	1	-2	-2.0	0	0	-2
Jordyn Tyson	2	-3	-1.5	0	0	1

FIRST DOWN RECEIVING

Player	No.	Yards	Avg.	FD	TD	Long
Daniel Arias	8	147	18.4	5	1	42
Montana L-Craig	7	105	15.0	3	0	37
Jordyn Tyson	6	120	20.0	3	1	58
R.J. Sneed	6	40	6.7	1	0	20
Maurice Bell	6	20	3.3	0	0	5
Deion Smith	5	12	2.4	0	0	9
Jack Hestera	4	38	9.5	2	0	21
Brady Russell	4	21	5.3	0	0	8
Erik Olsen	2	4	2.0	0	0	3
Jaylon Jackson	1	13	13.0	1	0	13
Ty Robinson	1	9	9.0	0	0	9
Austin Smith	1	4	4.0	0	1	4t

ALL-PURPOSE YARDS (Leaders) G Plays Rush Rec. PR KOR Total Avg. Avg./G

Deion Smith	6	55	243	71	0	11	325	5.9	54.2
Daniel Arias	7	19	0	309	0	0	309	16.3	44.1
Jordyn Tyson	7	17	-4	218	0	47	261	15.4	37.3
Charlie Offerdahl	7	37	160	47	0	0	207	5.6	29.6
Montana Lemonious-Craig ..	7	15	0	198	0	0	198	13.2	28.3

THIRD-FOURTH DOWN PASSING

Player	Att-Com-Int	Pct.	Yards	FD	TD	Long	Sacked	Rating
Owen McCown	28-17-0	60.7	175	9	0	36	5/32	113.2
J.T. Shrout	31- 8-1	25.8	93	4	1	19	0/ 0	55.2
Brendon Lewis	6- 5-0	83.3	46	2	0	25	1/10	147.7

THIRD-FOURTH DOWN RUSHING

Player	Att.	FD/TD	Pct.	Yards	Avg.	TD	3/4-&-1
Alex Fontenot	2	2	100.0	5	2.5	0	2- 2
Jayle Stacks	6	5	83.3	22	3.7	0	2- 1
Owen McCown	6	4	66.7	47	7.8	1	0- 0
Anthony Hankerson	7	4	57.1	16	2.3	0	3- 3
Charlie Offerdahl	5	3	60.0	5	1.0	0	4- 3
Deion Smith	5	1	20.0	18	3.6	0	0- 0
Brady Russell	1	0	0.0	1	1.0	0	0- 0
J.T. Shrout	3	0	0.0	11	3.7	0	0- 0
Brendon Lewis	4	0	0.0	7	1.8	0	1- 0

THIRD-FOURTH DOWN RECEIVING

Player	No.	Yards	Avg.	FD	TD	Long
Daniel Arias	6	89	14.8	4	0	25
Montana L-Craig	3	48	16.0	3	1	22t
R.J. Sneed	3	24	8.0	2	0	10
Caleb Fauria	2	20	10.0	1	0	15
Brady Russell	2	14	7.0	0	0	8
Deion Smith	2	10	5.0	0	0	6
Anthony Hankerson	2	6	3.0	0	0	4
Maurice Bell	2	-4	-2.0	0	0	-1
Charlie Offerdahl	1	36	36.0	1	0	36
Jaylon Jackson	1	28	28.0	1	0	28
Chase Sowell	1	14	14.0	1	0	14
Ty Robinson	1	10	10.0	1	0	10
Jordyn Tyson	1	8	8.0	1	0	8
Erik Olsen	1	7	7.0	0	0	7
Alex Fontenot	1	2	2.0	0	0	2
Jayle Stacks	1	2	2.0	0	0	2

2022 COLORADO BUFFALO SINGLE-GAME HIGHS

Individual

LONGEST SCORING RUN— 25, Deion Smith at Air Force
LONGEST NON-SCORING RUN— 24, Brendon Lewis vs. TCU
LONGEST SCORING PASS— 23, J.T. Shrout to Jordyn Tyson vs. TCU (TD)
LONGEST NON-SCORING PASS— 58, J.T. Shrout to Jordyn Tyson at Oregon State
LONGEST KICKOFF RETURN— 32, Nikko Reed vs. California
LONGEST PUNT RETURN— 18, Nikko Reed vs. California
LONGEST INTERCEPTION RETURN— 0, on two occasions
LONGEST PUNT— 55, Ashton Logan at Air Force
LONGEST FIELD GOAL— 44, Cole Becker at Oregon State
MOST TOUCHDOWNS— 1, on 11 occasions
MOST RUSHING ATTEMPTS— 16, Anthony Hankerson vs. Arizona
MOST RUSHING YARDS— 70, Deion Smith at Minnesota
MOST PASS ATTEMPTS— 42, Owen McCown vs. UCLA
MOST PASS COMPLETIONS— 26, Owen McCown vs. UCLA
MOST INTERCEPTIONS THROWN— 2, J.T. Shrout at Oregon State
MOST PASSING YARDS— 258, Owen McCown vs. UCLA
MOST TOUCHDOWN PASSES— 1, on five occasions
MOST RECEPTIONS— 8, Montana Lemonious-Craig vs. California
MOST RECEIVING YARDS— 119, Montana Lemonious-Craig vs. California
MOST TOTAL OFFENSIVE PLAYS— 51, Owen McCown vs. UCLA (9 rush, 42 pass)
MOST TOTAL OFFENSE— 229, Owen McCown at Arizona (186 pass, 43 rush)
MOST FIELD GOALS ATTEMPTED— 2, Cole Becker on three occasions
MOST FIELD GOALS MADE— 2, Cole Becker vs. TCU, California
MOST TACKLES— 17, Quinn Perry at Air Force (9 UT)
MOST SOLO TACKLES— 12, Trevor Woods at Arizona (14 TT)
MOST TACKLES FOR LOSS— 3, Josh Chandler-Semedo vs. California
MOST QUARTERBACK SACKS— 1, on six occasions
MOST QUARTERBACK HURRIES— 2, Jalen Sami vs. California; Tyas Martin at Oregon St.
MOST INTERCEPTIONS— 1, Isaiah Lewis at Minnesota; Tyrin Taylor vs. California
MOST PASSES BROKEN UP— 2, Nikko Reed at Arizona
MOST THIRD/FOURTH DOWN STOPS— 4, Josh Chandler-Semedo at Oregon State
MOST SPECIAL TEAM POINTS— 4, Toren Pittman vs. UCLA, California

Team Bests/Highs

MOST FIRST DOWNS— 20, vs. TCU, at Arizona
MOST RUSHING ATTEMPTS— 35, vs. California
MOST RUSHING YARDS— 154, at Arizona
MOST PASS ATTEMPTS— 42, vs. UCLA
MOST COMPLETIONS— 26, vs. TCU, UCLA
MOST INTERCEPTIONS THROWN— 2, at Oregon State
MOST PASSING YARDS— 258, vs. UCLA
MOST OFFENSIVE PLAYS— 76, vs. UCLA
MOST TOTAL OFFENSE— 348, vs. TCU
FEWEST FUMBLES— 0, vs. TCU
MOST FUMBLES— 3, at Air Force, vs. California, at Oregon State
FEWEST TURNOVERS— 0, vs. TCU
MOST TURNOVERS— 4 at Oregon State
MOST TIME OF POSSESSION— 34:07, vs UCLA/
LONGEST TOUCHDOWN DRIVE— 85 yards (15 plays vs. UCLA)
LONGEST FIELD GOAL DRIVE— 69 yards (11 plays, vs. California)

Defensive Bests

FEWEST FIRST DOWNS ALLOWED— 17, by TCU
FEWEST RUSHING ATTEMPTS ALLOWED— 22, by California
FEWEST RUSHING YARDS ALLOWED— 35, by California
FEWEST PASS ATTEMPTS ALLOWED— 5, by Air Force
FEWEST PASS COMPLETIONS ALLOWED— 1, by Air Force
FEWEST PASSING YARDS ALLOWED— 8, by Air Force
MOST INTERCEPTIONS— 1, at Minnesota, vs. California
FEWEST TOTAL PLAYS ALLOWED— 53, vs TCU
FEWEST TOTAL YARDS ALLOWED— 297, vs. California
MOST FUMBLES FORCED— 4, vs. Air Force
MOST TURNOVERS GAINED— 3, vs. Air Force
MOST PASSES BROKEN UP— 6, at Arizona
MOST QUARTERBACK SACKS— 2, at Minnesota, vs. California
MOST QUARTERBACK HURRIES— 5, vs. California
MOST TACKLES FOR LOSS— 10, vs. California

GAME-BY-GAME INDIVIDUAL CHARTS / OFFENSE

RUSHING

ALEX FONTENOT

	Att	Yds	Avg.	Long	TD
TCU.....	8	31	3.9	8	0
Air Force.....	12	53	4.4	21	0
Minnesota.....			-----INJ-----		
UCLA.....			-----INJ-----		
Arizona.....			-----INJ-----		
California.....			-----INJ-----		
Oregon State.....			-----INJ-----		
Arizona State.....					
Oregon.....					
USC.....					
Washington.....					
Utah.....					

ANTHONY HANKERSON

	Att	Yds	Avg.	Long	TD
TCU.....			-----DNP-----		
Air Force.....			-----DNP-----		
Minnesota.....			-----DNP-----		
UCLA.....	7	25	3.6	10	0
Arizona.....	12	58	5.7	11	1
California.....	16	47	2.9	11	1
Oregon State.....	3	0	0.0	4	0
Arizona State.....					
Oregon.....					
USC.....					
Washington.....					
Utah.....					

BRENDON LEWIS

	Att	Yds	Avg.	Long	TD
TCU.....	8	42	5.3	24	0
Air Force.....			-----DNP-----		
Minnesota.....	4	2	0.5	5	0
UCLA.....			-----DNP-----		
Arizona.....			-----DNP-----		
California.....			-----DNP-----		
Oregon State.....			---entered transfer portal---		
Arizona State.....					
Oregon.....					
USC.....					
Washington.....					
Utah.....					

OWEN McCOWN

	Att	Yds	Avg.	Long	TD
TCU.....			-----DNP-----		
Air Force.....			-----DNP-----		
Minnesota.....	3	9	3.0	8	0
UCLA.....	9	-32	-3.6	3	1
Arizona.....	10	43	4.3	20	1
California.....	5	18	3.6	18	0
Oregon State.....			-----INJ-----		
Arizona State.....					
Oregon.....					
USC.....					
Washington.....					
Utah.....					

CHARLE OFFERDAHL

	Att	Yds	Avg.	Long	TD
TCU.....	1	6	6.0	6	0
Air Force.....	1	5	5.0	5	0
Minnesota.....	8	55	6.9	14	0
UCLA.....	14	47	3.4	10	0
Arizona.....	3	18	6.0	7	0
California.....	0	0	0.0	0	0
Oregon State.....	8	29	3.6	9	0
Arizona State.....					
Oregon.....					
USC.....					
Washington.....					
Utah.....					

DEION SMITH

	Att	Yds	Avg.	Long	TD
TCU.....	7	30	4.3	11	0
Air Force.....	11	59	5.4	25t	1
Minnesota.....	10	70	7.0	18	0
UCLA.....	2	16	8.0	9	0
Arizona.....	4	20	5.0	10	0
California.....	12	48	4.0	12	0
Oregon State.....			-----INJ-----		
Arizona State.....					
Oregon.....					
USC.....					
Washington.....					
Utah.....					

JAYLE STACKS

	Att	Yds	Avg.	Long	TD
TCU.....	2	8	4.0	5	0
Air Force.....	1	-1	-1.0	-1	0
Minnesota.....	6	8	1.3	4	0
UCLA.....			-----INJ-----		
Arizona.....			-----DNP-----		
California.....	8	50	6.3	19	1
Oregon State.....					
Arizona State.....					
Oregon.....					
USC.....					
Washington.....					
Utah.....					

PASSING

BRENDON LEWIS

	A-C-I	Yds	Long	TD	Rating
TCU.....	18-13-0	78	25	0	108.6
Air Force.....			-----DNP-----		
Minnesota.....	6- 2-0	14	12	0	52.9
UCLA.....			-----DNP-----		
Arizona.....			-----DNP-----		
California.....			-----DNP-----		
Oregon State.....			---(entered transfer portal)---		
Arizona State.....					
Oregon.....					
USC.....					
Washington.....					
Utah.....					

J.T. SHROUT

	A-C-I	Yds	Long	TD	Rating
TCU.....	23-13-0	157	35	1	128.2
Air Force.....	21- 5-1	51	19	0	34.7
Minnesota.....	11- 4-0	24	10	1	84.7
UCLA.....			-----DNP-----		
Arizona.....			-----DNP-----		
California.....	12- 8-0	69	22t	1	142.5
Oregon State.....	29-13-2	206	58	0	90.7
Arizona State.....					
Oregon.....					
USC.....					
Washington.....					
Utah.....					

OWEN McCOWN

	A-C-I	Yds	Long	TD	Rating
TCU.....			-----DNP-----		
Air Force.....			-----DNP-----		
Minnesota.....	7- 4-0	52	28	0	119.5
UCLA.....	42-26-1	258	42	1	116.6
Arizona.....	30-14-0	186	42	1	109.7
California.....	21-13-1	104	41	0	94.0
Oregon State.....			-----INJ-----		
Arizona State.....					
Oregon.....					
USC.....					
Washington.....					
Utah.....					

RECEIVING

DANIEL ARIAS

	No	Yds	Avg.	Long	TD
TCU.....	4	66	16.5	35	0
Air Force.....	2	36	18.0	19	0
Minnesota.....	3	22	7.3	12	0
UCLA.....	4	82	20.5	42	0
Arizona.....	3	31	10.3	14t	1
California.....	2	58	29.0	41	0
Oregon State.....	1	14	14.0	14	0
Arizona State.....					
Oregon.....					
USC.....					
Washington.....					
Utah.....					

MAURICE BELL

	No	Yds	Avg.	Long	TD
TCU.....	2	3	1.5	4	0
Air Force.....	0	0	0.0	0	0
Minnesota.....	0	0	0.0	0	0
UCLA.....	5	26	5.2	15	0
Arizona.....	2	2	1.0	5	0
California.....	1	-1	-1.0	-1	0
Oregon State.....	1	5	5.0	5	0
Arizona State.....					
Oregon.....					
USC.....					
Washington.....					
Utah.....					

CALEB FAURIA

	No	Yds	Avg.	Long	TD
TCU.....	1	5	5.0	5	0
Air Force.....	0	0	0.0	0	0
Minnesota.....	1	15	15.0	15	0
UCLA.....	0	0	0.0	0	0
Arizona.....			-----INJ-----		
California.....	0	0	0.0	0	0
Oregon State.....	0	0	0.0	0	0
Arizona State.....					
Oregon.....					
USC.....					
Washington.....					
Utah.....					

ALEX FONTENOT

	No	Yds	Avg.	Long	TD
TCU.....	0	0	0.0	0	0
Air Force.....	1	2	2.0	2	0
Minnesota.....			-----INJ-----		
UCLA.....			-----INJ-----		
Arizona.....			-----INJ-----		
California.....			-----INJ-----		
Oregon State.....			-----INJ-----		
Arizona State.....					
Oregon.....					
USC.....					
Washington.....					
Utah.....					

JACK HESTERA

	No	Yds	Avg.	Long	TD
TCU.....	3	17	5.7	14	0
Air Force.....	0	0	0.0	0	0
Minnesota.....	0	0	0.0	0	0
UCLA.....	1	4	4.0	4	0
Arizona.....	0	0	0.0	0	0
California.....			-----DNP-----		
Oregon State.....	1	21	21.0	21	0
Arizona State.....					
Oregon.....					
USC.....					
Washington.....					
Utah.....					

JAYLON JACKSON

	No	Yds	Avg.	Long	TD
TCU.....	2	18	9.0	13	0
Air Force.....	0	0	0.0	0	0
Minnesota.....	1	28	28.0	28	0
UCLA.....	0	0	0.0	0	0
Arizona.....	0	0	0.0	0	0
California.....	0	0	0.0	0	0
Oregon State.....	0	0	0.0	0	0
Arizona State.....					
Oregon.....					
USC.....					
Washington.....					
Utah.....					

MONTANA LEMONIOUS-CRAIG

	No	Yds	Avg.	Long	TD
TCU.....	2	23	11.5	18	0
Air Force.....	0	0	0.0	0	0
Minnesota.....	1	10	10.0	10	0
UCLA.....	1	9	9.0	9	0
Arizona.....	1	7	7.0	7	0
California.....	8	119	14.9	37	1
Oregon State.....	2	30	15.0	27	0
Arizona State.....					
Oregon.....					
USC.....					
Washington.....					
Utah.....					

CHASE PENRY

	No	Yds	Avg.	Long	TD
TCU.....	1	11	11.0	11	0
Air Force.....	0	0	0.0	0	0
Minnesota.....			-----INJ-----		
UCLA.....			-----INJ-----		
Arizona.....	0	0	0.0	0	0
California.....			-----DNP-----		
Oregon State.....			-----DNP-----		
Arizona State.....					
Oregon.....					
USC.....					
Washington.....					
Utah.....					

TY ROBINSON

	No	Yds	Avg.	Long	TD
TCU.....	0	0	0.0	0	0
Air Force.....	0	0	0.0	0	0
Minnesota.....	0	0	0.0	0	0
UCLA.....	2	19	9.5	10	0
Arizona.....	1	12	12.0	12	0
California.....	0	0	0.0	0	0
Oregon State.....	0	0	0.0	0	0
Arizona State.....					
Oregon.....					
USC.....					
Washington.....					
Utah.....					

BRADY RUSSELL

	No	Yds	Avg.	Long	TD
TCU.....	3	19	6.3	8	0
Air Force.....	0	0	0.0	0	0
Minnesota.....	0	0	0.0	0	0
UCLA.....	4	33	8.3	9	0
Arizona.....			-----INJ-----		
California.....	0	0	0.0	0	0
Oregon State.....	1	6	6.0	6	0
Arizona State.....					
Oregon.....					
USC.....					
Washington.....					
Utah.....					

DEION SMITH

	No	Yds	Avg.	Long	TD
TCU.....	2	7	3.5	9	0
Air Force.....	0	0	0.0	0	0
Minnesota.....	0	0	0.0	0	0

GAME-BY-GAME INDIVIDUAL CHARTS / DEFENSE

DEFENSIVE

ROBERT BARNES, ILB

Plays	UT,AT-TT	TFL	PD	3Ds	Other
TCU.....	50 2,0—2	0-0	0	1
Air Force.....	41 1,0—1	0-0	0	0
Minnesota.....	12 1,3—4	0-0	0	0
UCLA.....	8 1,2—3	0-0	0	1
Arizona.....	22 0,1—1	0-0	0	0
California.....	55 6,1—7	1-5	0	0
Oregon State.....	53 1,3—4	1-2	0	0 ½-QBS
Arizona State.....				
Oregon.....				
USC.....				
Washington.....				
Utah.....				

NIGEL BETHEL, CB

Plays	UT,AT-TT	TFL	PD	3Ds	Other
TCU.....	17 0,0—0	0-0	0	0
Air Force.....	7 0,0—0	0-0	0	0
Minnesota.....	10 0,0—0	0-0	0	0
UCLA.....		DNP		
Arizona.....	19 1,0—1	0-0	0	0
California.....	12 1,0—1	0-0	0	0
Oregon State.....	14 0,0—0	0-0	0	0
Arizona State.....				
Oregon.....				
USC.....				
Washington.....				
Utah.....				

JOSH CHANDLER-SEMEDO, ILB

Plays	UT,AT-TT	TFL	PD	3Ds	Other
TCU.....	27 6,0—6	1-3	0	0
Air Force.....	65 5,5—10	0-0	0	0	FR
Minnesota.....	52 4,0—4	2-10	0	0	QBS
UCLA.....	50 4,1—5	2-13	0	0
Arizona.....	84 7,3-10	1-6	0	0	QCD
California.....	71 6,3—9	3-8	0	2	QBH
Oregon State.....	61 7,4-11	1-2	1	4	4DS,Z
Arizona State.....				
Oregon.....				
USC.....				
Washington.....				
Utah.....				

DEVIN GRANT, OLB

Plays	UT,AT-TT	TFL	PD	3Ds	Other
TCU.....	2 0,0—0	0-0	0	0
Air Force.....	14 0,2—2	0-0	0	0
Minnesota.....	13 1,0—1	0-0	0	0
UCLA.....	17 2,1—3	0-0	0	1	TZ,H
Arizona.....	20 0,1—1	0-0	0	1	QBH
California.....		ST ONLY		
Oregon State.....	5 1,0—1	0-0	0	0
Arizona State.....				
Oregon.....				
USC.....				
Washington.....				
Utah.....				

MARVIN HAM, ILB

Plays	UT,AT-TT	TFL	PD	3Ds	Other
TCU.....	9 0,0—0	0-0	0	0
Air Force.....	34 2,2—4	0-0	0	1
Minnesota.....	5 0,0—0	0-0	0	0
UCLA.....	5 0,1—1	0-0	0	0
Arizona.....	29 1,0—1	0-0	0	1	TZ
California.....	25 1,1—2	0-0	0	0
Oregon State.....	38 1,1—2	0-0	0	0
Arizona State.....				
Oregon.....				
USC.....				
Washington.....				
Utah.....				

JUSTIN JACKSON, DL

Plays	UT,AT-TT	TFL	PD	3Ds	Other
TCU.....	16 0,0—0	0-0	0	0
Air Force.....	20 1,0—1	0-0	0	0
Minnesota.....	12 0,0—0	0-0	0	0
UCLA.....	23 0,0—0	0-0	0	0
Arizona.....	27 0,1—1	0-0	0	0
California.....	20 0,0—0	0-0	1	1	QBH
Oregon State.....	13 0,1—1	0-0	0	0
Arizona State.....				
Oregon.....				
USC.....				
Washington.....				
Utah.....				

TERRANCE LANG, DE

Plays	UT,AT-TT	TFL	PD	3Ds	Other
TCU.....	33 3,0—3	1-4	0	1
Air Force.....	34 1,2—3	0-0	0	0
Minnesota.....	40 2,0—2	0-0	0	0
UCLA.....	41 1,1—2	0-0	0	0	TZ
Arizona.....	50 6,1—7	1-3	0	1	QBH
California.....	41 5,0—5	2-8	1	0	QBS
Oregon State.....	36 3,0—3	1-2	0	1	FR
Arizona State.....				
Oregon.....				
USC.....				
Washington.....				
Utah.....				

ISAIAH LEWIS, S

Plays	UT,AT-TT	TFL	PD	3Ds	Other
TCU.....	36 3,0—3	0-0	0	0
Air Force.....	29 3,0—3	0-0	1	1	TZ
Minnesota.....	61 7,1—8	0-0	0	0	INT
UCLA.....	20 6,1—7	0-0	0	0	TDS
Arizona.....		INJ		
California.....		INJ		
Oregon State.....		INJ		
Arizona State.....				
Oregon.....				
USC.....				
Washington.....				
Utah.....				

JEREMY MACK, S

Plays	UT,AT-TT	TFL	PD	3Ds	Other
TCU.....	9 0,0—0	0-0	0	0
Air Force.....	40 1,0—1	0-0	0	0
Minnesota.....	56 5,1—6	0-0	0	0
UCLA.....	35 3,1—4	0-0	0	0	TDS
Arizona.....	63 5,2—7	0-0	0	0
California.....	5 0,0—0	0-0	0	0
Oregon State.....	21 0,3—3	0-0	0	0
Arizona State.....				
Oregon.....				
USC.....				
Washington.....				
Utah.....				

CHANCE MAIN, DE

Plays	UT,AT-TT	TFL	PD	3Ds	Other
TCU.....	17 0,1—1	0-0	0	0
Air Force.....	36 1,0—1	0-0	1	2	FR
Minnesota.....	34 3,0—3	1-2	0	0
UCLA.....	33 4,0—4	0-0	0	0	QBH
Arizona.....	32 0,2—2	0-0	0	0	TZ
California.....	25 2,0—2	1-2	0	0
Oregon State.....	25 0,1—1	0-0	0	0
Arizona State.....				
Oregon.....				
USC.....				
Washington.....				
Utah.....				

TYAS MARTIN, DT

Plays	UT,AT-TT	TFL	PD	3Ds	Other
TCU.....	20 0,1—1	0-0	0	0
Air Force.....	26 2,2—4	0-0	0	1	TZ
Minnesota.....	27 2,0—2	0-0	0	0
UCLA.....	5 0,0—0	0-0	0	0
Arizona.....	22 0,0—0	0-0	0	0
California.....	27 0,0—0	0-0	0	0
Oregon State.....	31 1,0—1	1-1	0	0	2-QBH
Arizona State.....				
Oregon.....				
USC.....				
Washington.....				
Utah.....				

JAMAR MONTGOMERY, OLB

Plays	UT,AT-TT	TFL	PD	3Ds	Other
TCU.....	24 0,1—1	0-0	0	0
Air Force.....	27 0,1—1	0-0	0	0	QBH
Minnesota.....	10 0,0—0	0-0	0	0
UCLA.....	13 0,2—2	0-0	1	1
Arizona.....	54 2,1—3	2-4	0	0	QBH
California.....	36 0,0—0	0-0	0	1	QBH
Oregon State.....	27 1,0—1	0-0	0	0
Arizona State.....				
Oregon.....				
USC.....				
Washington.....				
Utah.....				

KAYLIN MOORE, CB

Plays	UT,AT-TT	TFL	PD	3Ds	Other
TCU.....	36 1,0—1	0-0	0	0
Air Force.....	60 2,1—3	0-0	0	0
Minnesota.....	60 3,2—5	0-0	0	0
UCLA.....	48 1,0—1	0-0	1	1
Arizona.....	60 4,2—6	0-0	1	0
California.....	54 4,0—4	1-2	0	1	QBH
Oregon State.....	38 2,1—3	0-0	0	0
Arizona State.....				
Oregon.....				
USC.....				
Washington.....				
Utah.....				

JASON OLIVER, CB

Plays	UT,AT-TT	TFL	PD	3Ds	Other
TCU.....	7 0,0—0	0-0	0	0
Air Force.....	18 0,1—1	0-0	0	0
Minnesota.....	13 1,0—1	0-0	0	0
UCLA.....	28 1,0—1	0-0	0	0
Arizona.....	22 2,0—2	0-0	0	0
California.....	13 1,0—1	0-0	0	0	TDS
Oregon State.....	23 0,2—2	0-0	0	0
Arizona State.....				
Oregon.....				
USC.....				
Washington.....				
Utah.....				

QUINN PERRY, ILB

Plays	UT,AT-TT	TFL	PD	3Ds	Other
TCU.....	29 7,0—7	0-0	0	1	TZ
Air Force.....	68 9,8-17	1-1	0	1	2FF,FR
Minnesota.....	40 3,2—5	0-0	0	0	TZ,H
UCLA.....	35 8,1—9	0-0	0	1	2-TZ,H
Arizona.....	56 2,1—3	0-0	0	0
California.....	43 3,1—4	0-0	0	1	4DS,Z
Oregon State.....	28 2,2—4	0-0	0	1
Arizona State.....				
Oregon.....				
USC.....				
Washington.....				
Utah.....				

NIKKO REED, CB

Plays	UT,AT-TT	TFL	PD	3Ds	Other
TCU.....	46 1,0—1	0-0	0	0
Air Force.....	57 3,1—4	0-0	0	0	TZ
Minnesota.....	57 3,0—3	0-0	0	0
UCLA.....	45 2,0—2	0-0	1	0
Arizona.....	67 3,3—6	0-0	2	1	QCD
California.....	61 6,1—7	1-9	1	1	FR
Oregon State.....	52 2,3—5	0-0	0	0
Arizona State.....				
Oregon.....				
USC.....				
Washington.....				
Utah.....				

NA'IM RODMAN, DT

Plays	UT,AT-TT	TFL	PD	3Ds	Other
TCU.....	30 1,2—3	1-1	0	1	TZ
Air Force.....	40 1,4—5	0-0	0	0
Minnesota.....	35 1,0—1	0-0	0	0
UCLA.....	27 1,1—2	0-0	0	1
Arizona.....	52 0,1—1	0-0	0	0
California.....	57 2,2—4	0-0	0	2	2-TZ
Oregon State.....	36 0,0—0	0-0	0	0
Arizona State.....				
Oregon.....				
USC.....				
Washington.....				
Utah.....				

JALEN SAMI, DT

Plays	UT,AT-TT	TFL	PD	3Ds	Other
TCU.....	27 0,1—1	0-0	0	0
Air Force.....	36 3,1—4	0-0	0	1	FF
Minnesota.....	39 1,0—1	0-0	0	0
UCLA.....	32 0,0—0	0-0	0	0	TDS
Arizona.....	42 1,2—3	0-0	0	0
California.....	44 1,1—2	0-0	0	0	2H,TZ
Oregon State.....	47 1,4—5	1-1	1	1
Arizona State.....				
Oregon.....				
USC.....				
Washington.....				
Utah.....				

JAYLEN STRIKER, CB

Plays	UT,AT-TT	TFL	PD	3Ds	Other
TCU.....	19 3,0—3	0-0	0	0
Air Force.....	23 0,0—0	0-0	0	0
Minnesota.....		DNP		
UCLA.....	11 1,1—2	0-0	0	0
Arizona.....	3 0,0—0	0-0	0	0
California.....	5 0,0—0	0-0	0	0
Oregon State.....	21 1,1—2	0-0	0	0
Arizona State.....				
Oregon.....				
USC.....				
Washington.....				
Utah.....				

TYRIN TAYLOR, S

	Plays	UT,AT-TT	TFL	PD	3Ds	Other
TCU	43	2,0—2	0-0	0	0	
Air Force			DNP			
Minnesota	54	0,0—0	0-0	1	1	
UCLA	51	0,0—0	0-0	0	0	
Arizona	48	2,2—4	0	1	0	TZ
California	66	1,0—1	0-0	0	1	INT
Oregon State	45	1,1—2	0-0	0	0	
Arizona State						
Oregon						
USC						
Washington						
Utah						

DRIVE ENGINEERING

Quarterback	Started	TD	FG	FGA	PNT	DWN	TRN	SAF	CLK	RPL	Yielded	Drive	Drive Efficiency*	Plays	Yards	Avg.	3 & Out	
J.T. SHROUT	39	6	3	0	14	6	9	0	1	0	50	1.28	23.1%	23.7%	191	902	4.72	15
OWEN McCOWN	32	5	2	1	16	2	5	0	1	0	40	1.25	21.9%	25.0%	194	898	4.63	11
BRENDON LEWIS	10	0	2	0	7	1	0	0	0	0	6	0.60	20.0%	20.0%	57	216	3.79	4
COLORADO	81	11	7	1	37	9	14	0	2	(0)	96	1.19	22.2%	24.1%	442	2016	4.56	30
OPPONENTS	83	34	7	3	16	7	7	0	9	(0)	257	3.10	49.4%	59.5%	471	3365	7.14	9

*—second number is the percentage the QB has put his team in position to score, allowing for missed field goals, minus drives ended by the clock and if replaced.

**—excludes kneel-downs, spiked passes and fake/muffed punt plays when not actually directing offense: ShROUT 2-(-13), Opponents 15-(-52).

KICKOFF ANALYSIS

Kicker	Total	Ret.	Yards	(Avg.)	FC	MF	NA	TB (EZ+)	In20/25	OB	OnS	SQB	OSY	OSY	Overall	Ret.
C. BECKER	24	2	1759	73.3	0	0	0	21 (19)	0 / 1	1	(0)	(0)	606	46	O 25	O 23
OPPONENTS	48	10	3421	71.3	0	0	0	38 (35)	1 / 5	0	(1)	(0)	1227	277	O 26	O 28

ONSIDE KICKS: Colorado 0-0, Opponents 0-0. KICKOFF KEY: MF—muffed; FC—fair catch; NA—no attempt at a return; EZ+—through or over end zone; OSY—Opponent Starting Yardline;

ASY—Average Starting Yardline; Ret—averages using returned kicks only. OnSides (OnS), short squibs (SQB) and free kicks are omitted in figuring the above; out-of-bounds are not;

returns may not add to team totals due to those credited on on-side kicks; free kicks following safeties NOT included. FREE KICKS (Punt Style): Colorado 0, Opponents 0.

YARDAGE SUMMARY

Team	Plays	20+	10+	5+	1-4	0	Neg.
Colorado	444	22	70	158	116	122	48
Opponent	486	43	127	240	110	88	48

FIRST DOWN TENDENCIES

	Rushing-----			*Passing-----			OVERALL-----			Times Gained-----			Miscellany-----			Second Half		
	Plays	Yards	Avg.	Plays	Yards	Avg.	Plays	Yards	Avg.	20+	10+	5+	2-	0	Neg.	TD	QBS	TO
COLORADO	91	401	4.4	94	468	5.0	185	869	4.70	12	29	72	94	46	23	4	8	5
Opponents	137	916	6.7	94	822	8.7	231	1738	7.52	23	63	115	88	43	9	19	2	4

*—kept like the NFL in that quarterback sacks are deducted from passing to present the accurate picture.

YARDS GAINED ANALYSIS

[Third down plays replayed due to penalty but yards awarded: Colorado 0, Opponents 0.]

	1st Down-----			2nd Down-----			3rd Down-----			4th Down-----			Season-----			*By Quarter-----				Opp. Territory-----			Breakdown-----		
Team	Att.	Yards	Avg.	Att.	Yards	Avg.	Att.	Yards	Avg.	Att.	Yards	Avg.	Att.	Yards	Avg.	1st	2nd	3rd	4th	Att.	Yards	Avg.	+	0	-
COLORADO	185	869	4.7	146	717	4.9	95	362	3.8	18	55	3.1	444	2003	4.51	325	642	406	605	161	665	4.1	274	122	48
Opponents	231	1738	7.5	153	1017	6.6	89	547	5.8	13	11	0.8	486	3313	6.82	763	860	844	842	270	1680	6.2	350	88	48

*—OT Yards: Colorado 25, Opponent 4. Drives In Opponent Territory (minus those with 50+scores): Colorado 37/81 (45.7%, 18.0 yards per drive); Opponent 63/82 (76.8%; 26.7 ypd)

THIRD DOWN EFFICIENCY ANALYSIS

[4th & -1: Colorado 3-4 (3-4 rush, 0-0 pass), Opponents 1-3 (1-3 rush, 0-0 pass)]

	3rd Down and.....															Second			
Team	1	2	3	4	5	6	7	8	9	10	11-14	15-19	20+	RUSH	PASS	QBS	Half/OT	TOTAL	PCT.
COLORADO	7- 9	7-10	0- 5	1- 5	2- 7	2- 9	1- 5	1- 6	2- 5	3-15	2-12	0- 5	0- 2	16-33	12-62	5	11-42	28-95	29.5
Opponents	11-14	13-16	5- 7	6- 8	0- 5	3- 6	2- 7	1- 4	0- 2	2- 7	2- 6	1- 4	1- 3	30-49	17-40	1	24-44	47-89	52.8

AVERAGE YARDS TO GO: Colorado 7.5 (95/709); Opponents 6.0 (89/531). SECOND DOWN EFFICIENCY: Colorado 42-146 (28.8%; 1-4 yds: 13-26); Opponent 58-153 (37.9; 1-4 yds: 21-36).

TURNOVER ANALYSIS

	Opp/CU		Own Territory-----										Opponent Territory-----										By Quarter-----					Last 2 Min./OT**	
Team	TO	PTS	(TD,FG)	Pct.(Pts.)	EZ/G-10	11-20	21-30	31-40	41-50	49-40	39-30	29-20	19-10	9-G/EZ	=	Total	(TD*)	1st	2nd	3rd	4th	OT	1st-H	2nd-H					
COLORADO	14	59	(8,1)	21.7 (272)	0	2	0	3	3	2	0	0	1	3	=	14	(1)	3	2	5	4	0	0	(0)					
Opponents	7	3	(0,1)	3.1 (96)	0	0	1	0	1	0	1	2	1	1	=	7	(0)	3	2	1	1	0	1	(1)					

First Play After Gaining Turnover:

Colorado 7-19, 2.7 avg., 8 long, 0 TD (3-11 rush, 0 TD/4-1-0, 8, 0 TD pass, QBS-0), 0 Return TD

Opponent: 12-78, 6.5 avg., 28 long, 1 TD (9-50 rush, 1 TD/3-1-0, 28 pass, 0 TD, QBS-0), 1 penalty, 1 Return TD.

*—interception or fumble returns for a touchdown; **—number in parenthesis is number of turnovers in last 2-minutes while team is protecting lead or trying to tie or go ahead.

YARDS LOST DUE TO PENALTIES

	Colorado	Opponent
Times Penalized After Offensive Gain/Yards Lost.....	7/84	7/92
Touchdowns / Field Goals / First Downs Cost.....	1 / 0 / 4	1 / 0 / 5
Offensive Times/Yards Penalized	20/145	18/125
Yards Gained Back (First Downs).....	85 (6)	94 (8)

GOAL-TO-GO SITUATIONS

Summary-----									GTG Plays-----			1-Yard Line	
Team	Total	TD	FG	FGA	TO	DWN	CLK	ROC	Plays	TDs	Pct.	Plays	TDs
COLORADO	10	6	2	0	2	0	0	(0)	24	6	25.0	4	3
OPPONENTS	14	11	2	0	0	1	0	(0)	27	11	40.7	2	1

EXPANDED PUNTING

Player	Punts	Yards	Avg.	Spot	Ret.	Yards	Return	Returned	Avg.	In20 / 15 / 10 / 5	TB	FC	60+	No.	Yds.	Avg.	No.-Yds (In20)	No.	Yds.	Avg.		
TRENT CARRIZOSA.....	20	857	42.85	C32	12	120	10.0	26	40.0	36.85	5 / 3 / 1 / 0	0	7	0	5	207	41.4	1-35	(1)	19	822	43.3
ASHTON LOGAN.....	17	690	40.59	C32	6	86	14.3	60t	64.7	34.35	4 / 1 / 1 / 0	1	6	0	6	279	46.5	2-71	(1)	15	619	41.3
Downed at the 1-Yardline: None. Average Spot—yardline where punts average from: Carrizosa 20/639, Logan 17/551. Left-footed punts: none																						

Downed at the 1-Yardline: None. Average Spot—yardline where punts average from: Carrizosa 20/639, Logan 17/551. Left-footed punts: none

AVERAGE STARTING FIELD POSITION

	Colorado	Opponent
Drives Started	81	83
Cumulative Starting Yardlines	2235	2784
Average Field Position	C28	O34
Drives Started In Plus Territory	6	14
Scores/TD,FG	2/1,1	11/9,2
FGA/Punts/Downs/Clock	0/1/1/0	1/0/1/0
Turnovers/Ran Out Clock	2/0	1/0
Points	10	69
Drives Started Inside/At Own 20	17 (12/5)	18 (14/4)
Points Scored (TD/FG)	14 (2/0)	49 (7/0)

SCORING PERCENTAGE INSIDE-THE-20 (Red Zone)

	Colorado	Opponent
Times Penetrated Opponent 20	17	37
Total Scores	12	29
Touchdowns (Rush/Pass)	8 (5/3)	25 (13/12)
Field Goals-Attempts	4-4	4-5
Turnovers/Downs/Punts/Clock	4/1/0/0	2/4/0/1
Scores From Outside The RZ/TD,FG	6/3.3	12/9.3
Scoring Percentage (TD Pct.)	70.6 (47.1)	78.4 (67.6)
Total Red Zone Plays/Yards (Avg.)	50/108 (2.2)	81/310 (3.8)
Third Down Efficiency	3-11/27.3	7-13/53.8
Fourth Down Efficiency	1-3/33.3	1-5/20.0
*Ran Out Clock Not Trying To Score	0	0

(*—not included in total counts or plays above; the 20 IS NOT in the Red Zone)

FIRST DOWNS EARNED

Player	Rush	Pass	Rec.	—	Total (3/4)
OWEN McCOWN	4	21	0	—	25 (12)
J.T. SHROUT	1	23	0	—	24 (4)
CHARLIE OFFERDAHL	13	0	2	—	15 (4)
DANIEL ARIAS	0	0	12	—	12 (4)
DEION SMITH	10	0	1	—	11 (1)
ANTHONY HANKERSON	9	0	0	—	9 (5)
M. LEMONIOUS-CRAIG	0	0	9	—	9 (3)
JORDYN TYSON	0	1	7	—	8 (1)
JAYLE STACKS	7	0	0	—	7 (5)
BRENDON LEWIS	3	3	0	—	6 (2)
ALEX FONTENOT	5	0	0	—	5 (2)
R.J. SNEED	1	0	4	—	5 (2)
JAYLON JACKSON	0	0	3	—	3 (1)
MAURICE BELL	1	0	1	—	2 (0)
JACK HESTERA	0	0	2	—	2 (0)
TY ROBINSON	0	0	2	—	2 (1)
BRADY RUSSELL	0	0	2	—	2 (0)
CALEB FAURIA	0	0	1	—	1 (1)
CHASE PENRY	0	0	1	—	1 (0)
CHASE SOWELL	0	0	1	—	1 (1)

FUMBLES

Player	No-Lost
B. LEWIS	1-0
REED	1-0
SNEED	1-0
FONTENOT	1-1
HANKERSON	1-1
OFFERDAHL	1-1
SHROUT	1-1
D. SMITH	1-1
McCOWN	3-3
TEAM	2-1
Total	13-9

MISCELLANEOUS

	Colorado	Opponent
Points Scored First 5 Minutes (Total/1st, 2nd)	0/0,0	28/7,21
Points Scored Last 5 Minutes (Total/1st, 2nd)	31/17,14	38/21,17
Points Scored Last 2 Minutes (Total/1st, 2nd)	24/17,7	17/14,3