

# THE BUFF BLITZ

# N

NEBRASKA CORNHUSKERS (0-1) at #22 COLORADO BUFFALOES (1-0)  
SATURDAY, SEPTEMBER 9TH, 2023 | 10 AM MST | FOLSOM FIELD

FOX BIG NOON  
KICKOFF

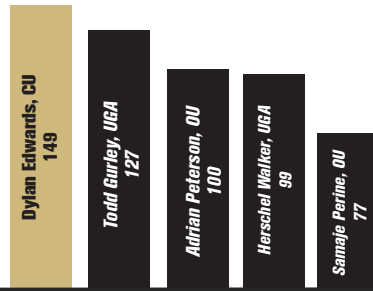


KOA  
850AM 94.1FM



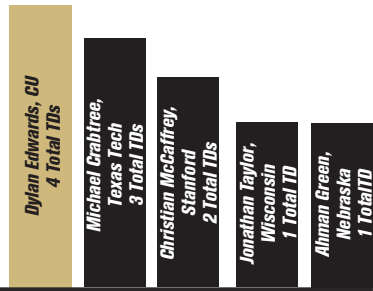
## BUFF IN THE CORRAL | DYLAN EDWARDS

**TOTAL OFFENSIVE YARDS (COLLEGE DEBUT)**  
Rushing/Receiving Yards in first college game as a True Freshman



### BELIEVE IT OR NOT

Total Touchdowns Scored by Former Standout Collegiate Players in their college debuts



### HISTORY MADE

Edwards broke/tied three (3) Colorado records in his first collegiate game



Receiving Yards by a RB  
135 yards



Receiving TDs by a RB  
3 TDs



Receiving TDs in a Game  
3 TDs (Tied)

## FOR THE RECORD

### THE FANTASTIC FOUR

The Colorado Buffaloes had **four players record 100+ receiving yards** against TCU. This is the **first time in school history** they had more than two players go for 100+ yards in the same game. Last week, **Dylan Edwards, Travis Hunter, Xavier Weaver and Jimmy Horn Jr** each broke the prior record held by WR Scotty McKnight for most receiving yards in a Buffs Debut (106).

Colorado becomes the first team since 2019 (USC) to have four receivers each record 100+ yards receiving



The Buffaloes "Beat the Odds" last Saturday as they became the **first Power 5 team to win their season opener as a 20+ point underdog** since 1997. This week's game against Nebraska is currently the **Second-Most bet on sporting event** only trailing the NFL Season Opener (Kansas City Chiefs vs Detroit Lions). This is the **first time in 19 Games that the Buffaloes are the betting favorite to win.**

### SUPER SHEDEUR

QB Shedeur Sanders looked like Superman on the field against TCU, throwing for 510 yards and four touchdowns. Over the course of the game, Sanders **broke NINE (9) school records** including passing yards in a single game (510), best completion percentage (80.9%), most completions by a junior (388), most touchdown passes by a junior (4), and the highest passer rating ever by a CU Quarterback (200.1).



## WHAT TO WATCH FOR

### THERE'S A FIRST FOR EVERYTHING

The Colorado Buffaloes set multiple records on Saturday but during Coach Prime's first game, they became one of a kind. Not only did they pull out a win against the National Champion runner up, they became the first...

CU Team to Win against a Top-20 on the road since 2002, First Road Win since 2020, First Non-Conference road win since 2018, First ranked win since 2019 and this became their highest ranked win since 2009, First Season Opener Win on Road since 1995.



### THE PRIME EFFECT

INSTAGRAM (@CUBUFFSFOOTBALL)

710,000 Followers (9/6/23)



TIKTOK (@CUBUFFSFOOTBALL)

323,467 Followers (9/6/23)



542,680 Followers (9/2/23)

Colorado at TCU was...

221,292 Followers (9/2/23)

- The Most-Watched Telecast of the Day on Any Network

- FOX's Most-Watched BIG NOON SATURDAY game ever

- FOX's Third Most-Watched Big 12 Regular Season Game

- Fourth Most-Streamed college football game

177,166 Followers (9/2/23)

199,639 Followers (9/6/23)



X (TWITTER) (@CUBUFFSFOOTBALL)

318,152 Followers (9/2/23)

338,416 Followers (9/6/23)



(@CUBUFFSFOOTBALL) FACEBOOK

## ROAMING THE RANKINGS

On Tuesday, Colorado was ranked as the **#22 team in the Nation** in the Associated Press Media Poll and the **#25 Team in the Nation** in the Associated Press Coaches Poll. Coach Prime is the **First Head Coach to defeat a Top 20 opponent in his FBS debut since 2008**. This monumental season is off to a hot start as the Buffs are ranked in the **Top-25 for the first time since 2020** (COVID-season, prior to that was 2016). It is also the **first time since 2003 that they started the season unranked and moved into the Top-25 after the first week.**



## BUFF BYTES

**4,670** It has been 4,670 days since the Nebraska Cornhuskers have defeated the Colorado Buffaloes. The Buffs are currently on a **two-game win streak** against the Huskers and look to tie the longest winning streak against them in school history with three consecutive wins.

WRs Travis Hunter and Jimmy Horn Jr. each had **11 receptions** on Saturday against TCU. This was the **first time in school history** that that two receivers each had 11+ catches on the same team in one game. **11**

**22** QB Shedeur Sanders has an **active win streak of 22 consecutive regular season games**. This is currently the **longest active winning streak** for a quarterback in the Pac-12.

On Saturday, the Colorado Buffaloes became the **first team in 42 years** to follow up a 1-win season with an opening game victory over a Top-25 ranked opponent. **42**

**4** During a stretch from 2006-22, Colorado sold out just **5 of 95 games**. This is the first time since 1996 that they have **sold out 4 home games** (7th time in school history) and look to become the **first team in school history to sell out all six (6) home games.**

## SERIES STATS



**Buffaloes Record vs Nebraska: 20-49-2**

**Record at CU: 11-23-2**

**Record at Folsom Field: 10-18-2**

**Last Game: at. CU (9/7/19) CU 34, NEB 31 (OT)**

# COLORADO FOOTBALL

## GAME 2 — Nebraska

September 9, 2023 • 10:05 AM MT • FOX

Folsom Field (50,183) • Boulder, Colo.

### 100TH SEASON OF FOLSOM FIELD UNDERWAY WITH RIVALRY GAME

#### 2023 Schedule

Date	Opponent	Time (MT)	TV
9/2	at #17 TCU	W	45-42
9/9	NEBRASKA	10:05 AM	FOX
9/16	COLORADO ST.	8:00 PM	ESPN
9/23	at Oregon	TBD	TBD
9/30	SO. CALIFORNIA	TBD	TBD
10/7	at Arizona State	TBD	TBD
10/13	STANFORD	8:00 PM	ESPN
10/28	at UCLA	TBD	TBD
11/4	OREGON ST. (HC)	TBD	TBD
11/11	ARIZONA (FW)	TBD	TBD
11/17	at Washington St.	8:30 PM	FS1
11/25	at Utah	TBD	TBD
12/1	Pac-12 CFG	6:00 PM	ABC
HC—Homecoming / FW—Family Weekend			

#### Suit Up

The Buffaloes have a new pre-game look this season, thanks to Michael Strahan™. The players will be traveling to games in custom suits from Strahan's line. Every detail of the team's tan suits was hand selected by Coach Prime, including the inside lining which carries the Buffaloes logo and Coach's signature phrase "IBELIEVE." For more information about the Michael Strahan™ Custom Made to Measure Suiting Program, visit your local Men's Wearhouse or visit [www.michaelstrahanbrand.com](http://www.michaelstrahanbrand.com).

#### Shedeur's Records

Shedeur Sanders was 38-of-47 (.809) for 510 yards with four touchdowns and no interceptions in his CU debut. He had 478 yards of total offense and a QB Rating of 200.1. He set nine school records in the process.

- Passing Yards In A Game (Previous 474 by Tyler Hansen vs. Cal, 9/10/11)
- Best Completion Percentage, Minimum 40 Attempts (previous Koy Detmer (31-of-41) at Colorado State, 9/7/96)
- Best Completion Percentage, Minimum 30 Attempts (previous Joel Klatt, 26-of-33 vs. North Texas, 9/18/04)
- Best pass efficiency rating, minimum 40 attempts (previous 171.2, Steven Montez at Nebraska, 9/18/18)
- Most Completions By A Junior (37, Sefo Liufau)
- Most TD Passes by a Junior (Tied at 4)
- Most Yards, Total Offense, Junior (430)
- Most Yards, Total Offense, Season Opener (430)
- Most Yards, Total Offense, First Game (270)

#### Buff Bits

##### Who, What, When, Where

- Colorado Buffaloes vs. Nebraska Cornhuskers
- Week 2 of the 2023 College Football Season
- Sept. 9, 2023 • 10:05 AM MT
- Folsom Field, Boulder, Colo.

##### Five Things To Know

- Saturday is the debut of the 100th season of Folsom Field.
- CU-TCU was the most watched college football game last Saturday with 7.2 million viewers.
- CU players set 17 team records in last week's 45-42 win over TCU
- CU sold more than \$500K of ticket this past week and saw its football social media following jump from 1.27 to 1.61 million since the TCU game.
- CU has not lost to Nebraska in 4,670 days.

##### The Prime Effect

- Thursday this week the Buffs announced the Colorado State and USC games have sold out, joining Nebraska and Stanford, giving CU four home games completely sold out.
- In the hours after the TCU game, the aggregate followers of CU football on social media grew from 1.27 million to 1.35 million and by Thursday night (9/7), it had grown to 1.61 million. Since hiring Coach Prime, the account have grown by over 1.34 million followers
- The TCU game saw CUBuffs.com have the biggest day in its history with 730K visitors.
- Colorado sold more than \$1M worth of tickets since the TCU game and announced sellouts of the CSU and USC games, brining the overall soldout games to four.
- Coach Prime is 28-6 as a collegiate head coach, including a 23-3 record in his final two seasons at Jackson State with two SWAC Championships and two appearances in the Celebration Bowl.
- Colorado sold out its Spring Game, season ticket allotment and has fully sold out of two of its six games this season.
- Colorado has added more than 1M followers to its football social media accounts since Coach Prime was hired.
- CU had the only spring game on ESPN and is one of just four programs (Nebraska, Notre Dame and Texas Tech) on network TV the first two weeks of the season.

#### Broadcast Coverage

##### FOX

Gus Johnson, Joel Klatt & Jenny Taft

##### Colorado Football Radio Network

Mark Johnson, Gary Barnett & Andy Lindahl  
Flagship — 850 AM KOA Denver  
SiriusXM 133 or 197/SXM App 959

#### Series History

**OVERALL:** NU 49-20-2  
**IN BOULDER:** NU 23-11-2  
**STREAK:** CU 2  
**LAST:** CU 34-31, 9/18/19 in Boulder  
**Coach Prime vs. NU:** 0-0  
**Matt Rhule vs. Colorado:** 0-0

#### CU Athletic Communications

##### Contacts

Curtis Snyder & Herman Shelton  
Snyder Cell - 720-218-4796  
[curtis.snyder@colorado.edu](mailto:curtis.snyder@colorado.edu)  
Shelton Cell - 720-413-7526  
[herman.shelton@colorado.edu](mailto:herman.shelton@colorado.edu)

##### In-Game Statistics

Live in-game statistics will be available at:  
<http://culivestats.com>

##### Useful Links

Colorado Football - [cubuffs.com/fb](http://cubuffs.com/fb)  
CU Media Center - [cubuffs.com/media](http://cubuffs.com/media)  
Football Media - [cubuffs.com/fbmedia](http://cubuffs.com/fbmedia)

##### Social Media

Instagram/Facebook/X/Threads/TikTok  
[@CUBuffsFootball](https://www.instagram.com/CUBuffsFootball)

##### CollegePressBox

CollegePressBox is the official media website for Division I football. Access and download game notes, quotes, statistics, media guides, headshots, logos and more for all FBS schools, conferences, post-season games, awards and the College Football Playoff. For access, please register for an account at [collegepressbox.com/register](http://collegepressbox.com/register).

#### On The Inside

Roster	2-7	Notes	14-15
Pronunciations	6	Offensive Stats	14-17
Depth Chart	7	Defensive Stats	18-19
Staff	8-10	Player Stats	20-39
Nebraska	11-13	2023 Stats	40-58



# 2023 COLORADO FOOTBALL ROSTER

No.	Player	Pos.	Ht.	Wt.	Class	Exp.	Hometown (High School / Previous College)	Status
14	Colton Allen	QB	6-3	205	Fr.	RS	Highlands Ranch, Colo. (Valor Christian)	WO 4/4
49	Taijh Alston	DE	6-4	255	Gr.	TR	Lumberton, N.C. (Union Pines/Copiah Lincoln CC/West Virginia)	S 1/1
4	Javon Antonio	WR	6-4	225	Gr.	TR	LaPlace, La. (East St. John/Hinds CC/Northwestern State)	S 1/1
65	Jack Bailey	OG	6-3	280	Gr.	TR	Willoughby, Ohio (Kirtland/Kent State)	S 2/2
73	Landon Bebee	OG	6-3	300	Gr.	TR	Webb City, Mo. (Webb City/Missouri State)	S 1/1
20	LaVonta Bentley	ILB	6-0	230	Gr.	TR	Birmingham, Ala. (P.D.-Jackson-Olin/Clemson)	S 2/2
84	Cole Boscia	WR	6-3	210	Fr.	RS	Danville, Calif. (Monte Vista)	WO 4/4
10	Kyndrich Breedlove	CB	5-11	180	So.	TR	Nashville, Tenn. (Pearl-Cohn/Mississippi)	S 3/3
42	Jeremiah Brown	ILB	6-2	225	Jr.	TR	Carrabelle, Fla. (Gadsden County/Jackson State)	S 3/2
56	Tyler Brown	OG	6-3	310	Jr.	TR	Jackson, Miss. (St. Joseph Catholic/La. Lafayette/Jackson State)	S 2/2
34	Dante Capolungo	WR	5-11	175	Fr.	1L	Littleton, Colo. (Dakota Ridge)	WO 4/4
49	Trent Carrizosa	P	6-2	240	So.	1L	San Jose, Calif. (Del Mar)	WO 4/3
69	Gerad Christian-Lichtenhan	OT	6-10	315	Jr.	2L	Davis, Calif. (Davis)	S 2/2
99	Shane Cokes	DL	6-3	275	Gr.	TR	Dayton, Ohio (Chaminade-Julienne/Dartmouth)	S 2/2
57	David Conner	OT	6-5	295	Fr.	TR	Atlanta, Ga. (Deerfield Beach/Florida)	S 4/4
3	Omarion Cooper	CB	6-0	190	Jr.	TR	Lehigh Acres, Fla. (Lehigh/Florida State)	S 3/2
39	Austin Dahlke	S	6-1	195	So.	1L	Edgar, Wis. (Edgar)	WO 3/3
6	Tar'Varish Dawson Jr.	WR	5-10	165	So.	TR	Lehigh Akers, Fla. (Lehigh/Auburn)	S 3/3
79	Camden Dempsey	SN	6-2	255	So.	VR	Lakewood, Colo. (Lakewood)	WO 3/3
44	Jordan Domineck	OLB	6-3	250	Gr.	TR	Lakeland, Fla. (Jenkins/Georgia Tech/Arkansas)	S 1/1
60	Carter Edwards	OT	6-5	280	Fr.	RS	Hattiesburg, Miss. (Presbyterian Christian)	S 4/4
3	Dylan Edwards	RB	5-9	170	Fr.	HS	Derby, Kan. (Derby)	S 5/4
7	Jaylen Ellis	WR	6-3	185	Jr.	TR	Round Rock, Texas (Cedar Ridge/Baylor)	S 2/2
81	Chernet Estes	WR	6-0	190	Fr.	RS	Austin, Texas (Lake Travis)	WO 4/4
45	Andi Etok	CB	6-0	170	Fr.	TR	San Jose, Calif. (Valley Christian/Arizona State)	WO 4/4
88	Caleb Fauria	TE	6-5	240	So.	2L	Attleboro, Mass. (Bishop Feehan)	S 3/3
17	Jace Feely	PK	6-0	215	So.	TR	Gilbert, Ariz. (Gilbert Christian/Arizona State)	S 3/3
28	Ben Finneseth	S	6-2	205	So.	1L	Durango, Colo. (Durango)	WO 3/3
20	Willie Gaines	WR	5-9	165	Jr.	TR	Cocoa, Fla. (Cocoa/Dodge City CC/Jackson State)	S 2/2
38	Brendan Gant	ILB	6-2	200	Gr.	TR	Lakeland, Fla. (Kathleen/Florida State)	S 1/1
93	Joshka Gustav	OLB	6-3	235	Jr.	3L	Hamburg, Germany (Aquinas [Calif.])	S 2/2
25	Marvin Ham II	ILB	6-1	225	Jr.	4L	Belleville, Mich. (Belleville)	S 2/2
9	Anthony Hankerson	RB	5-9	195	So.	1L	Boynton Beach, Fla. (St. Thomas Aquinas)	S 4/3
77	Kareem Harden	OT	6-5	315	Jr.	JC	Fort Lauderdale, Fla. (Stranahan/Butler CC)	S 3/2
17	Isaiah Hardge	CB	5-10	160	Fr.	HS	Hollywood, Fla. (St. Thomas Aquinas)	S 5/4
33	Devee Harris	OLB	6-2	235	Gr.	TR	St. Louis, Mo. (Lutheran/Minnesota/Old Dominion)	S 2/2
87	Michael Harrison	TE	6-3	215	Jr.	2L	San Francisco, Calif. (St. Ignatius College Prep)	WO 3/2
50	J.J. Hawkins	DE	6-2	260	So.	TR	Miami, Fla. (Discovery/Ole Miss)	S 3/3
18	Adam Hopkins	WR	6-0	175	Fr.	HS	Thomasville, Ga. (Thomas County General)	S 5/4
5	Jimmy Horn Jr.	WR	5-10	170	Jr.	TR	Sanford, Fla. (Seminole/South Florida)	S 3/2
12	Travis Hunter	CB/WR	6-1	185	So.	TR	Suwanee, Ga. (Collins Hill/Jackson State)	S 4/3
97	Isaiah Jatta	OT	6-6	300	Jr.	JC	San Diego, Calif. (Helix/Snow College)	S 3/2
4	Travis Jay	CB	6-2	205	Jr.	TR	Greenville, Fla. (Madison County/Florida State)	S 2/2
57	Victory Johnson	ILB	6-4	235	Fr.	HS	San Diego, Calif. (Cathedral Catholic)	S 5/4
30	Braden Keith	CB	5-10	175	Fr.	1L	Broomfield, Colo. (Legacy)	WO 4/4
22	Demouy Kennedy	ILB	6-3	215	Jr.	TR	Theodore, Ala. (Theodore/Alabama)	S 2/2
90	Evan Kistler	OT	6-6	295	Sr.	HS	Ventura, Calif. (St. Bonaventure)	WO 1/1
86	Brady Kopetz	TE	6-4	240	Fr.	RS	Portland, Ore. (Lincoln)	WO 4/4
13	Gavin Kuld	QB	6-6	215	Jr.	JC	Spencer, N.C. (High Point/Monterey Peninsula/NE Oklahoma A&M)	WO 3/2
96	Gabe Landers	SN	5-11	205	Fr.	TR	Olive Branch, Miss. (IMG Academy/Miami [Fla.])	WO 4/4
41	Khairi Manns	OLB	6-3	230	Jr.	TR	New Rochelle, N.Y. (New Rochelle/Maine)	S 2/2
59	Tristan Marois	OLB	6-6	210	Jr.	TR	Saint-Bruno, Quebec (Clearwater [Fla.]/Robert Morris)	WO 3/2
47	Gavin Marsh	WR	6-0	170	Fr.	HS	Chesterfield, Mo. (Marquette)	WO 5/4
16	Alejandro Mata	PK	5-9	190	So.	TR	Buford, Ga. (Buford/Jackson State)	S 4/3
13	Kaleb Mathis	WR	5-9	165	Fr.	HS	Arlington, Texas (Grace Prep)	WO 5/4
22	Alton McCaskill	RB	6-1	200	So.	TR	Conroe, Texas (Oak Ridge/Houston)	S 3/3
1	Cormani McClain	CB	6-2	165	Fr.	HS	Lakeland, Fla. (Lakeland)	S 5/4
40	Taje McCoy	OLB	6-3	230	Fr.	HS	Oklahoma City, Okla. (Putnam City)	S 5/4



# 2023 COLORADO FOOTBALL ROSTER

No.	Player	Pos.	Ht.	Wt.	Class	Exp.	Hometown (High School / Previous College)	Status
66	Jeremiah McCrimmon	OT	6-6	305	Jr.	JC	Apex, N.C. (Middle Creek/Mississippi State/Coahoma CC)	S 3/3
45	Ahmir McGee	RB	5-11	210	Jr.	TR	West Linn, Ore. (West Linn/Fullerton CC/Portland State)	WO 2/2
9	Derrick McLendon II	OLB	6-4	250	Gr.	TR	Decatur, Ga. (Tucker/Florida State)	S 2/2
88	Amari McNeill	DL	6-4	295	So.	TR	Suwanee, Ga. (Peachtree Ridge/Tennessee)	S 3/3
35	Brandon Miller	S	6-0	195	Fr.	HS	Littleton, Colo. (Dakota Ridge)	WO 5/4
14	Omarion Miller	WR	6-2	195	Fr.	HS	Vivian, La. (North Caddo)	S 5/4
31	Jaden Milliner-Jones	S	5-11	195	Fr.	HS	DeSoto, Texas (DeSoto)	S 5/4
51	Juwan Mitchell	ILB	6-1	235	Gr.	TR	Newark, N.J. (Mater Dei/Butler CC/Texas/Tennessee)	S 1/1
44	Charlie Offerdahl	RB	5-11	180	So.	1L	Littleton, Colo. (Dakota Ridge)	WO 3/3
80	Jordan Onovughe	WR	6-2	200	Fr.	HS	Santa Ana, Calif. (Mater Dei)	S 5/4
85	Jacob Page	WR	6-3	180	Fr.	HS	Murfreesboro, Tenn. (Blackman)	S 5/4
98	Cristiano Palazzo	PK	5-9	185	So.	VR	Littleton, Colo. (Heritage/Oregon)	WO 3/3
89	Louis Passarello	TE	6-5	250	So.	1L	Palo Alto, Calif. (Palo Alto)	S 3/3
55	Leonard Payne Jr.	DL	6-3	300	Gr.	TR	Los Angeles, Calif. (St. Pius X-St. Matthias Academy/Fresno State)	S 1/1
37	Morgan Perason	ILB	6-1	225	Fr.	HS	Ardmore, Okla. (Plainview)	S 5/4
38	Jacob Politte	SN	6-1	220	So.	TR	Lubbock, Texas (Cooper/Jackson State)	WO 3/3
35	Antonio Posadas	TE	6-5	225	So.	HS	Carmel, Calif. (Carmel)	WO 3/3
72	Ben Reznik	OT	6-6	295	So.	1L	Deerfield, Ill. (Deerfield)	WO 3/3
8	Jahquez Robinson	S	6-2	205	Gr.	TR	Jacksonville, Fla. (Sandalwood/Alabama)	S 2/2
27	Nehmier Robinson	CB	5-9	170	Fr.	HS	Sammamish, Wash. (Skyline)	WO 5/4
2	Shedeur Sanders	QB	6-2	215	Jr.	TR	Dallas, Texas (Trinity Christian/Jackson State)	S 3/2
21	Shilo Sanders	S	6-0	195	Gr.	TR	Canton, Texas (Trinity Christian/South Carolina/Jackson State)	S 2/2
48	Christian Sarem	RB	6-2	210	Fr.	RS	Carlsbad, Calif. (Carlsbad)	WO 4/4
76	Jack Seavall	OT	6-7	285	So.	VR	Centennial, Colo. (Arapahoe)	WO 3/3
7	Cam'Ron Silmon-Craig	S	5-10	185	Jr.	TR	Birmingham, Ala. (Trinity Christian [Texas]/Jackson State)	S 3/2
54	Bo Simmons-Lapenna	ILB	6-1	225	Fr.	HS	Commerce City, Colo. (Adams City)	WO 4/4
18	Myles Slusher	S	6-0	195	Jr.	TR	Broken Arrow, Okla. (Broken Arrow/Arkansas)	S 3/2
13	Sav'ell Smalls	DE	6-3	260	Jr.	TR	Seattle, Wash. (Kennedy Catholic/Washington)	S 3/2
8	Kavosiey Smoke	RB	5-9	215	Gr.	TR	Wetumpka, Ala. (Wetumpka/Kentucky)	S 1/1
46	Isreal Solomon	CB	6-0	180	Fr.	HS	Dallas, Texas (IMG Academy [Fla.])	WO 5/4
16	Ryan Staub	QB	6-1	200	Fr.	HS	Stevenson Ranch, Calif. (West Ranch)	S 5/4
82	Kendal Stewart	WR	5-10	175	Fr.	HS	Richmond, Texas (Foster)	WO 5/4
23	Carter Stoutmire	CB	5-11	205	Fr.	HS	Plano, Texas (Prestonwood Christian)	S 5/4
32	Kofi Taylor-Barrocks	ILB	6-3	220	Fr.	HS	London, England (NFL Academy)	S 5/4
95	Bishop Thomas	DL	6-2	305	Fr.	TR	New Orleans, La. (Bishop Moore/Florida State)	S 4/4
26	Vito Tisdale	S	6-1	195	So.	TR	Bowling Green, Ky. (Bowling Green/Kentucky)	S 3/3
15	Mark Vassett	P	6-4	225	Jr.	TR	Melbourne, Australia (Pro Kick Australia/Louisville)	S 3/2
53	Arden Walker	DE	6-2	250	So.	TR	Denver, Colo. (Cherry Creek/Missouri)	S 3/3
52	Chazz Wallace	DL	6-2	295	Jr.	TR	Glenarden, Md. (The Avalon School/Old Dominion)	S 3/2
47	Cameron Warchuck	SN	6-0	245	So.	1L	Norco, Calif. (Norco)	WO 3/3
29	Rodrick Ward	S	5-11	185	Gr.	TR	San Jacinto, Calif. (Beaumont/Mt. San Jacinto/Southern Utah)	S 1/1
28	Asaad Waseem	WR	5-11	175	Fr.	HS	Ocoee, Fla. (Ocoee)	S 5/4
78	Savion Washington	OT	6-8	320	Gr.	TR	Akron, Ohio (St. Vincent-St. Mary/Kent State)	S 3/3
10	Xavier Weaver	WR	6-1	180	Gr.	TR	Orlando, Fla. (Orlando Christian/South Florida)	S 1/1
15	Kasen Weisman	QB	6-2	185	Fr.	HS	Douglasville, Ga. (South Paulding)	S 5/4
55	Van Wells	C	6-2	290	So.	1L	Houston, Texas (C.E. King)	S 4/3
52	Owen Westemeyer	OG	6-4	255	Fr.	HS	West Des Moines, Iowa (Valley)	WO 5/4
36	Sy'Veon Wilkerson	RB	5-9	210	So.	TR	Chicago, Ill. (Our Lady of Good Counsel/Delaware St./Jackson St.)	S 3/3
50	Jack Wilty	OG	6-4	310	So.	JC	Altoona, Iowa (Southeast Polk/Northern Illinois/Iowa Central CC)	S 3/3
98	Jacob Woida	OLB	6-2	230	Fr.	HS	Hartland, Wis. (Arrowhead)	WO 5/4
43	Trevor Woods	S	6-2	205	Jr.	2L	Katy, Texas (James E. Taylor)	S 3/2
83	Elijah Yelverton	TE	6-5	240	So.	TR	Royse City, Texas (Trinity Christian/Iowa)	WO 3/3
58	Noah Young	ILB	6-1	220	Gr.	TR	Gulf Breeze, Fla. (Gulf Breeze/Iowa Western/Utah State/Tennessee)	WO 1/1
70	Reggie Young	OG	6-4	290	Gr.	TR	New Orleans, La. (Edna Karr/Iowa Central CC/Liberty)	S 1/1
58	Hank Zalinskas	C	6-3	285	Fr.	HS	Englewood, Colo. (Cherry Creek)	S 5/4



## 2023 NUMERICAL ROSTER

No.	Player	Pos.	Ht.	Wt.	Class	Exp	No.	Player	Pos.	Ht.	Wt.	Class	Exp
1	Cormani McClain	CB	6-2	165	Fr.	HS	43	Trevor Woods	S	6-2	205	Jr.	2L
2	Shedeur Sanders	QB	6-2	215	Jr.	TR	44	Jordan Domineck	OLB	6-3	250	Gr.	TR
3	Omarion Cooper	CB	6-0	190	Jr.	TR	44	Charlie Offerdahl	RB	5-11	180	So.	1L
3	Dylan Edwards	RB	5-9	170	Fr.	HS	45	Andi Etok	CB	6-0	170	Fr.	TR
4	Javon Antonio	WR	6-4	225	Gr.	TR	45	Ahmir McGee	RB	5-11	210	Jr.	TR
4	Travis Jay	CB	6-2	205	Jr.	TR	46	Isreal Solomon	CB	6-0	180	Fr.	HS
5	Jimmy Horn Jr.	WR	5-10	170	Jr.	TR	47	Gavin Marsh	WR	6-0	170	Fr.	HS
6	Tar'Varish Dawson Jr.	WR	5-10	165	So.	TR	47	Cameron Warchuck	SN	6-0	245	So.	1L
7	Jaylen Ellis	WR	6-3	185	Jr.	TR	48	Christian Sarem	RB	6-2	210	Fr.	RS
7	Cam'Ron Silmon-Craig	S	5-10	185	Jr.	TR	49	Taijh Alston	DE	6-4	255	Gr.	TR
8	Jahquez Robinson	S	6-2	205	Gr.	TR	49	Trent Carrizosa	P	6-2	240	So.	1L
8	Kavosiey Smoke	RB	5-9	215	Gr.	TR	50	J.J. Hawkins	DE	6-2	260	So.	TR
9	Anthony Hankerson	RB	5-9	195	So.	1L	50	Jack Wilty	OG	6-4	310	So.	TR
9	Derrick McLendon II	OLB	6-4	250	Gr.	TR	51	Juwan Mitchell	ILB	6-1	235	Gr.	TR
10	Kyndrich Breedlove	CB	5-11	180	So.	TR	52	Chazz Wallace	DL	6-2	295	Jr.	TR
10	Xavier Weaver	WR	6-1	180	Gr.	TR	52	Owen Westemeyer	OG	6-4	255	Fr.	HS
12	Travis Hunter	CB/WR	6-1	185	So.	TR	53	Arden Walker	DE	6-2	250	So.	TR
13	Gavin Kuld	QB	6-6	215	Jr.	JC	54	Bo Simmons-Lapenna	ILB	6-1	225	Fr.	HS
13	Kaleb Mathis	WR	5-9	165	Fr.	HS	55	Leonard Payne Jr.	DL	6-3	300	Gr.	TR
13	Sav'ell Smalls	DE	6-3	260	Jr.	TR	55	Van Wells	C	6-2	290	So.	1L
14	Colton Allen	QB	6-3	205	Fr.	RS	56	Tyler Brown	OG	6-3	310	Jr.	TR
14	Omarion Miller	WR	6-2	195	Fr.	HS	57	David Conner	OT	6-5	295	Fr.	TR
15	Mark Vassett	P	6-4	225	Jr.	TR	57	Victory Johnson	ILB	6-4	235	Fr.	HS
15	Kasen Weisman	QB	6-2	185	Fr.	HS	58	Noah Young	ILB	6-1	220	Gr.	TR
16	Alejandro Mata	PK	5-9	190	So.	TR	58	Hank Zalinkas	C	6-3	285	Fr.	HS
16	Ryan Staub	QB	6-1	200	Fr.	HS	59	Tristan Marois	OLB	6-6	210	Jr.	TR
17	Jace Feely	PK	6-0	215	So.	TR	60	Carter Edwards	OT	6-5	280	Fr.	RS
17	Isaiah Hardge	CB	5-10	160	Fr.	HS	65	Jack Bailey	OG	6-3	280	Gr.	TR
18	Adam Hopkins	WR	6-0	175	Fr.	HS	66	Jeremiah McCrimmon	OT	6-6	305	Jr.	JC
18	Myles Slusher	S	6-0	195	Jr.	TR	69	Gerad Christian-Lichtenhan	OT	6-10	315	Jr.	2L
20	LaVonta Bentley	ILB	6-0	230	Gr.	TR	70	Reggie Young	OG	6-4	290	Gr.	TR
20	Willie Gaines	WR	5-9	165	Jr.	TR	72	Ben Reznik	OT	6-6	295	So.	1L
21	Shilo Sanders	S	6-0	195	Gr.	TR	73	Landon Bebee	OG	6-3	300	Gr.	TR
22	Demouy Kennedy	ILB	6-3	215	Jr.	TR	76	Jack Seavall	OT	6-7	285	So.	VR
22	Alton McCaskill	RB	6-1	200	So.	TR	77	Kareem Harden	OT	6-5	315	Jr.	JC
23	Carter Stoutmire	CB	5-11	205	Fr.	HS	78	Savion Washington	OT	6-8	320	Gr.	TR
25	Marvin Ham II	ILB	6-1	225	Jr.	4L	79	Camden Dempsey	SN	6-2	255	So.	VR
26	Vito Tisdale	S	6-1	195	So.	TR	80	Jordan Onovughe	WR	6-2	200	Fr.	HS
27	Nehmier Robinson	CB	5-9	170	Fr.	HS	81	Chernet Estes	WR	6-0	190	Fr.	RS
28	Ben Finneseth	S	6-2	205	So.	1L	82	Kendal Stewart	WR	5-10	175	Fr.	HS
28	Asaad Waseem	WR	5-11	175	Fr.	HS	83	Elijah Yelverton	TE	6-5	240	So.	TR
29	Rodrick Ward	S	5-11	185	Gr.	TR	84	Cole Boscia	WR	6-3	210	Fr.	RS
30	Braden Keith	CB	5-10	175	Fr.	1L	85	Jacob Page	WR	6-3	180	Fr.	HS
31	Jaden Milliner-Jones	S	5-11	195	Fr.	HS	86	Brady Kopetz	TE	6-4	240	Fr.	RS
32	Kofi Taylor-Barrocks	ILB	6-3	220	Fr.	HS	87	Michael Harrison	TE	6-3	215	Jr.	2L
33	Devee Harris	OLB	6-2	235	Gr.	TR	88	Caleb Fauria	TE	6-5	240	So.	2L
34	Dante Capolungo	WR	5-11	175	Fr.	1L	88	Amari McNeill	DL	6-4	295	So.	TR
35	Brandon Miller	S	6-0	195	Fr.	HS	89	Louis Passarello	TE	6-5	250	So.	1L
35	Antonio Posadas	TE	6-5	225	So.	HS	90	Evan Kistler	OT	6-6	295	Fr.	HS
36	Sy'Veon Wilkerson	RB	5-9	210	So.	TR	93	Joshka Gustav	OLB	6-3	235	Jr.	3L
37	Morgan Perason	ILB	6-1	225	Fr.	HS	95	Bishop Thomas	DL	6-2	305	Fr.	TR
38	Brendan Gant	ILB	6-2	200	Gr.	TR	96	Gabe Landers	SN	5-11	205	Fr.	TR
38	Jacob Politte	SN	6-1	220	So.	TR	97	Isaiah Jatta	OT	6-6	300	Jr.	JC
39	Austin Dahlke	S	6-1	195	So.	1L	98	Cristiano Palazzo	PK	5-9	185	So.	VR
40	Taje McCoy	OLB	6-3	230	Fr.	HS	98	Jacob Woida	OLB	6-2	230	Fr.	HS
41	Khairi Manns	OLB	6-3	230	Jr.	TR	99	Shane Cokes	DL	6-3	275	Gr.	TR
42	Jeremiah Brown	ILB	6-2	225	Jr.	TR							



## How The Buffs Were Built

### Spring 2019 (1)

#### High School Signees (1)

Joshka Gustav (2018 Grayshirt)

### Fall 2019 (1)

#### High School Signees (1)

Marvin Ham II

### Fall 2020 (5)

#### High School Signees (3)

Gerad Christian-Lichtenhan

Caleb Fauria

Louis Passarello

#### Walk-Ons (2)

Michael Harrison (HS)

Jack Seavall (HS)

### Spring 2021 (1)

#### Walk-Ons (1)

Charlie Offerdahl (HS)

### Fall 2021 (6)

#### High School Signees (1)

Trevor Woods

#### Walk-Ons (5)

Austin Dahlke (HS)

Camden Dempsey (HS)

Ben Finneseth (HS)

Ben Reznik (HS)

Cameron Warchuck (HS)

### Fall 2022 (12)

#### High School Signees (3)

Carter Edwards

Anthony Hankerson

Van Wells

#### Walk-Ons (9)

Colton Allen (HS)

Cole Boscia (HS)

Dante Capolungo (HS)

Trent Carrizosa (HS)

Chernet Estes (HS)

Braden Keith (HS)

Brady Kopetz (HS)

Christiano Palazzo (TR)

Christian Sarem (HS)

### Spring 2023 (30)

#### High School Signees (6)

Dylan Edwards

Victory Johnson

Jaden Milliner-Jones

Morgan Pearson

Ryan Staub

Asaad Waseem

#### Junior College Transfers (2)

Isaiah Jatta

Jack Witty

#### Four Year Transfers (11)

Kyndrich Breedlove

Jeremian Brown

Tyler Brown

Jace Feely

Jimmy Horn Jr.

Travis Hunter

Alejandro Mata

Shedeur Sanders

Cam'Ron Silmon-Craig

Mylse Slusher

Mark Vasset

#### Graduate Transfers (6)

Tajih Alston

LaVonta Bentley

Shane Cokes

Jordan Domineck

Leronard Payne Jr.

Savion Washington

#### Walk-Ons (5)

Evan Kistler (HS)

Kaleb Mathis (HS)

Jacob Politte (HS)

Bo Simmons-Lapenna (HS)

Elijah Yelverton (TR)

### Fall 2023 (57)

#### High School Signees (11)

Isaiah Hardge

Adam Hopkins

Cormani McClain

Taje McCoy

Omarion Miller

Jordan Onovughe

Jacob Page

Carter Stoutmire

Kofi Taylor-Barrocks

Kasen Weisman

Hank Zalinskis

#### Junior College Transfers (2)

Kareem Harden

Jeremiah McCrommon

#### Four Year Transfers (18)

David Connor

Omarion Cooper

Tar'Varish Dawson Jr.

Jalylen Ellis

Willie Gaines

J.J. Hawkins

Travis Jay

Demouy Kennedy

Khairi Manns

Alton McCaskill

Derrick McLendon II

Amari McNeill

Sav'ell Smalls

Bishop Thomas

Vito Tisdale

Chazz Wallace

Arden Walker

Sy'Veon Wilkerson

#### Graduate Transfers (12)

Javon Antonio

Jack Bailey

Landon Bebee

Brendan Gant

Devee Harris

Juwan Mitchell

Jahquez Robinson

Shilo Sanders

Kavosiey Smoke

Rodrick Ward

Xavier Weaver

Reggie Young

#### Walk-Ons (14)

Andi Etok (TR)

Gavin Kuld (JC)

Gabe Landers (TR)

Travis Marois (TR)

Gavin Marsh (HS)

Amir McGee (TR)

Brandon Miller (HS)

Antonio Posadas (HS)

Nehmier Robinson (HS)

Isarel Solomon (HS)

Kendal Stewart (HS)

Owen Westmeyer (HS)

Jacob Woida (HS)

Noah Young (GTR)

## Buffs Roster By The Numbers

<b>1</b>	Senior On Roster
<b>3</b>	Starters Returning
<b>4</b>	Junior College Scholarship
<b>9</b>	Scholarship Players Returning
<b>13</b>	Final Season Of Eligibility
<b>19</b>	Graduate Transfers
<b>25</b>	Returning Players
<b>26</b>	High School Signees
<b>29</b>	Undergraduate Transfers
<b>36</b>	Walk-Ons
<b>57</b>	Newcomers In Fall
<b>57</b>	Newcomer Transfers
<b>68</b>	Scholarship Newcomers
<b>87</b>	Newcomers
<b>113</b>	Total Players On Roster

## Buffs By State

<b>21</b>	Florida
<b>18</b>	California
<b>15</b>	Texas
<b>12</b>	Colorado
<b>7</b>	Georgia
<b>4</b>	Ala., La., Foreign Born
<b>3</b>	Miss., Mo., N.C., Ohio, Okla.
<b>2</b>	Ill., Iowa, Ore., Tenn., Wash., Wis.
<b>1</b>	Ariz., Kan., Ky., Md., Mass., Mich., N.J., N.Y.,



## Position Breakdowns

### Quarterbacks

Colton Allen, Fr.  
Gavin Kuld, Jr.  
Shedeur Sanders, Jr.  
Ryan Staub, Fr.  
Kasen Weisman, Fr.

### Wide Receivers

Javon Antonio, Gr.  
Cole Boscia, Fr.  
Dante Capolungo, Fr.  
Tar'Varish Dawson Jr., So.  
Jaylen Ellis, Jr.  
Chernet Estes, Fr.  
Willie Gaines, Jr.  
Adam Hopkins, Fr.  
Jimmy Horn Jr., Jr.  
Travis Hunter, So.  
Gavin Marsh, Fr.  
Kaleb Mathis, Fr.  
Omarion Miller, Fr.  
Jordan Onovughe, Fr.  
Jacob Page, Fr.  
Kendal Stewart, Fr.  
Asaad Waseem, Fr.  
Xavier Weaver, Gr.

### Running Backs

Dylan Edwards, Fr.  
Anthony Hankerson, So.  
Alton McCaskill, So.  
Ahmir McGee, Jr.  
Charlie Offerdahl, So.  
Christian Sarem, Fr.  
Kavosiey Smoke, Gr.  
Sy'Veion Wilkerson, So.

### Tight Ends

Caleb Fauria, So.  
Brady Kopetz, Fr.  
Michael Harrison, Jr.  
Louis Passarello, So.  
Anthony Posadas,  
Owen Westemeyer, Fr.  
Elijah Yelverton, So.

### Offensive Line

Jack Bailey, Gr.  
Landon Bebee, Gr.  
Tyler Brown, Jr.  
Gerad Christian-Lichtenhan, Jr.  
David Conner, Fr.  
Carter Edwards, Fr.  
Kareem Harden, Jr.  
Isaiah Jatta, Jr.  
Evan Kistler, Sr.  
Jeremiah McCrommion, Jr.  
Ben Reznik, So.  
Jack Seavall, So.  
Savion Washington, Gr.  
Van Wells, So.  
Jack Wilty, So.  
Reggie Young, Gr.  
Hank Zalinkas, Fr.

### Defensive Line

Shane Cokes, Gr.  
Amari McNeill, So.  
Leonard Payne, Gr.  
Bishop Thomas, Fr.  
Chazz Wallace, Jr.

### Defensive End

Taj Alston, Gr.  
J.J. Hawkins, So.  
Sav'ell Smalls, Jr.  
Arden Walker, Jr.

### Outside Linebacker

Jordan Domineck, Gr.  
Joshka Gustav, Jr.  
Devee Harris, Gr.  
Khari Manns, Fr.  
Tristan Marois, Jr.  
Taje McCoy, Fr.  
Derek McLendon II, Jr.  
Jacob Woida, Fr.

### Inside Linebackers

LaVonta Bentley, Gr.  
Jeremiah Brown, So.  
Brandon Gant, Gr.  
Marvin Ham, Jr.  
Victory Johnson, Fr.  
Demouy Kennedy, Jr.  
Juwana Mitchell, Jr.  
Morgan Pearson, Fr.  
Bo Simmons-Lapenna, Fr.  
Kofi Taylor-Barrocks, Fr.  
Noah Young, Gr.

### Safeties (N)

Austin Dahlke, So.  
Ben Finneseth, So.  
Brandon Miller, Fr.  
Jaden Milliner-Jones, Fr.  
Jahquez Robinson, Gr.  
Shilo Sanders, Gr.  
Cam'Ron Silmon-Craig, Jr.  
Myles Slusher, Jr.  
Vito Tisdale, So.  
Rodrick Ward, Gr.  
Trevor Woods, Jr.

### Cornerbacks

Kyndrich Breedlove, So.  
Omarion Cooper, Jr.  
Andi Etok, Fr.  
Isaiah Hardge, Fr.  
Travis Hunter, So.  
Travis Jay, Jr.  
Braden Keith, Fr.  
Cormani McClain, Fr.  
Nehmier Robinson, Fr.  
Israel Solomon, Fr.  
Carter Stoutmire, Fr.

### Punters

Trent Carrizosa, So.  
Jace Feely, So.  
Mark Vassett, Jr.

### Place Kickers

Jace Feely, So.  
Alejandro Mata, So.  
Christano Palazzo, So.

### Snappers

Camden Dempsey, So.  
Gabe Landers, Fr.  
Jacob Politte, So.  
Cameron Warchuck, So.

## Pronunciations

### Pronunciation Guide

LaVonta Bentley	la-von-ta
Cole Boscia	bah-sha
Dante Capolungo	cap-uh-lung-o
Trent Carrizosa	care-is-zosa
Gerad Christian-Lichtenhan	lick-ten-han
Omarion Cooper	ow-ma-ree-aan
Austin Dahlke	duhl-key
Tar'Varish Dawsin	tar-var-ish
Jordan Domineck	dom-eh-neck
Chernet Estes	churr-net
Andi Etok	E-talk
Ben Finneseth	fin-uh-seth
Isaiah Jatta	jah-ta
Demouy Kennedy	dem-OYE
Brady Kopetz	koe-pits
Gavin Kuld	kold
Khairi Manns	kai-rey
Tristan Marois	ma-roy
Cormani McClain	core-mon-e
Taje McCoy	tah-jay
Omarion Miller	ow-ma-ree-aan
Jaden Milliner-Jones	mi-luh-nur
Jordan Onovughe	oh-no-vway
Cristiano Palazzo	puh-lats-so
Antonio Posadas	pow-saa-duhz
Jacob Politte	poe-litte
Jahquez Robinson	jaw-quez
Christian Sarem	sare-em
Cam'Ron Silmon-Craig	cam-rinn
Bo Simmons-Lapenna	la-pen-ah
Sav'ell Smalls	sa-vell
Kavosiey Smoke	kuh-vaa-see-ay
Carter Stoutmire	stout-mire
Kofi Taylor-Barrocks	koh-fee
Mark Vassett	vass-ett
Asaad Waseem	ah-saad wah-seem
Kasen Weisman	wise-muhn
Owen Westemeyer	west-e-meier
Jacob Woida	woi-dah
Elijah Yelverton	yell-ver-ton
Hank Zilinkas	zil-lin-skas



## Depth Chart

### Offense

#### WIDE RECEIVER

12	Travis Hunter	6-1, 185, So.
4	Javon Antonio	6-4, 225, Gr.
14	Omarion Miller	6-2, 195, Fr.

#### WIDE RECEIVER

5	Jimmy Horn Jr.	5-10, 170, Jr.
6	Tar'Varish Dawson	5-10, 165, So.
18	Adam Hopkins	6-0, 175, Fr.

#### WIDE RECEIVER

10	Xavier Weaver	6-1, 180, Gr.
84	Cole Boscia	6-3, 210, Fr.

#### LEFT TACKLE

69	Gerad Christian-Lichtenhan	6-10, 315, Jr.
51	Isaiah Jatta	6-6, 300, Jr.

#### LEFT GUARD

65	Jack Bailey	6-3, 280, Gr.
50	Jack Wilty	6-4, 310, So.

#### CENTER

55	Van Wells	6-2, 290, So.
73	Landon Bebee	6-3, 300, Gr.

#### RIGHT GUARD

50	Jack Wilty	<b>-OR-</b> 6-4, 310, So.
73	Landon Bebee	6-6, 300, Gr.
77	Kareem Harden	6-5, 315, Jr.

#### RIGHT TACKLE

78	Savion Washington	6-8, 320, Gr.
70	Reggie Young	6-4, 290, Gr.

#### TIGHT END

87	Michael Harrison	<b>-OR-</b> 6-3, 215, Jr.
83	Elijah Yelverton	6-5, 240, So.
88	Caleb Fauria	6-5, 240, So.

#### QUARTERBACK

2	Shedeur Sanders	6-2, 215, Jr.
16	Ryan Staub	6-1, 200, Fr.
13	Gavin Kuld	6-6, 215, Jr.

#### RUNNING BACK

3	Dylan Edwards	<b>-OR-</b> 5-9, 170, Fr.
22	Alton McCaskill	<b>-OR-</b> 6-1, 200, So.
9	Anthony Hankerson	5-9, 195, So.
8	Kavosiey Smoke	5-9, 215, Gr.
36	Sy'veon Wilkerson	5-9, 210, So.
44	Charlie Offerdahl	5-11, 180, So.

### Defense

#### DEFENSIVE END

9	Derrick McClendon	6-4, 250, Gr.
49	Taijh Alston	6-4, 255, Gr.
13	Sav'ell Smalls	6-3, 260, Jr.

#### DEFENSIVE TACKLE

99	Shane Cokes	6-3, 275, Gr.
95	Bishop Thomas	6-2, 305, Fr.
88	Amari McNeill	6-4, 295, So.

#### DEFENSIVE TACKLE

55	Leonard Payne Jr.	6-3, 300, Gr.
50	J.J. Hawkins	6-2, 260, So.
52	Chazz Wallace	6-2, 295, Jr.

#### OUTSIDE LINEBACKER

41	Khairi Manns	6-3, 230, Jr.
53	Arden Walker	5-2, 250, So.
44	Jordan Domineck	6-3, 250, Gr.
40	Taje McCoy	5-3, 230, Fr.

#### INSIDE LINEBACKER

20	LaVonta Bentley	6-0, 230, Gr.
22	Demouy Kennedy	6-3, 215, Jr.

#### INSIDE LINEBACKER

25	Marvin Ham II	6-1, 225, Jr.
42	Jeremiah Brown	6-2, 225, Jr.
51	Juwan Mitchell	6-1, 235, Gr.

#### NICKLE

18	Myles Slusher	6-0, 195, Jr.
31	Jaden Milliner-Jones	5-11, 195, Jr.

#### CORNERBACK

12	Travis Hunter	6-1, 185, So.
23	Carter Stoutmire	5-11, 205, Fr.
1	Cormani McClain	6-2, 165, Fr.

#### SAFETY

43	Trevor Woods	6-2, 205, Jr.
7	Cam'Ron Silmon-Craig	5-10, 185, Jr.
28	Ben Finneseth	6-2, 205, So.

#### SAFETY

21	Shilo Sanders	6-0, 195, Gr.
29	Rodrick Ward	5-11, 185, Gr.
31	Jaden Milliner-Jones	5-11, 195, Jr.

#### CORNERBACK

3	Omarion Cooper	5-10, 190, Jr.
10	Kendrick Breedlove	5-11, 180, So.

### Special Teams

#### PUNTER

15	Mark Vassetz	6-4, 225, Jr.
17	Jace Feely	6-0, 215, So.
49	Trent Carrizosa	6-2, 240, So.

#### PLACEKICKER

17	Jace Feely	<b>-OR-</b> 6-0, 215, So.
16	Alejandro Mata	5-9, 190, So.
98	Christiano Palazzo	5-9, 185, So.

#### SNAPPER

47	Cameron Warchuck	<b>-OR-</b> 6-0, 245, So.
38	Jacob Politte	6-1, 220, So.

#### KICK RETURNER

3	Dylan Edwards	<b>-OR-</b> 5-9, 170, Fr.
10	Xavier Weaver	6-1, 180, Gr.
9	Anthony Hankerson	<b>-OR-</b> 5-9, 195, So.
10	Kendrick Breedlove	5-11, 180, So.

#### PUNT RETURNER

5	Jimmy Horn Jr.	5-10, 170, Jr.
10	Xavier Weaver	6-1, 180, Gr.



## Deion "Coach Prime" Sanders



Known as "Prime Time" during his Hall of Fame playing career, Deion Sanders and has since transitioned into "Coach Prime," and was named the 28th full-time head football coach at the University of Colorado, athletic director Rick George announced Saturday, Dec. 3.

Sanders joins the CU program from Jackson State University, where in three seasons the Tigers compiled a 27-6 record and won back-to-back Southwestern Athletic Conference championships and Celebration Bowl appearances competing on the FCS level; that mark included a 12-1 record this season. This year, Jackson State defeated Southern, 43-24, in the SWAC title game but fell in overtime to N.C. Central, 41-34, in the Celebration Bowl.

At Jackson State, Sanders achieved tremendous success on and off the field as a fierce advocate for additional exposure and a level playing field for all Historically Black Colleges and Universities (HBCUs). Sanders brought national attention to HBCUs, pushing for opportunities to highlight its talent and the culture. In March 2022, Sanders held a Pro Day featuring athletes from four other schools in the state of Mississippi to provide a platform in front of 22 NFL teams and the Canadian Football League. In April 2022, Jackson State became the first HBCU to have its spring football game televised live nationally on ESPNU.

Sanders was named the 21st head coach in Jackson State history on Sept. 21, 2020, but had to wait to coach his first game until COVID-19 restrictions were lifted and several FCS schools opted to play a delayed schedule in the spring. Exactly six months to the day later (Feb. 21, 2021), he led the Tigers to a 53-0 win over Edward Waters (Fla.) to begin the "Coach Prime Era." It was considered the touch point of the elevation of JSU football and the University into becoming one of the most impactful and recognizable brands nationwide.

JSU was 4-3 in the pandemic-delayed 2020 season before rolling to an 11-2 record in 2021, winning the SWAC title with a 27-10 win over Prairie View A&M in the title game. The Tigers lost to South Carolina State in the Celebration Bowl; otherwise their only other losses over his last 26 games was a 12-7 setback at FBS Louisiana-Monroe in Sept. '21 and this year's bowl.

Seven of his players on the 2021 JSU roster earned a professional opportunity in the NFL, CFL or USFL, including James Houston IV, who was drafted in the sixth round by the Detroit Lions. He also signed cornerback Travis Hunter, considered the top high school prospect in the nation, to an NLI in December 2021, the highest ranked prospect to ever sign with an HBCU or an FCS program.

Sanders was voted the SWAC's Coach of the Year for a second straight season; 12 of his players earned some level of All-SWAC honors. For the 2021 campaign, he also garnered honors for the FCS Eddie Robinson National Coach of the Year, BOXTOTOW National Coach of the Year and Black College Hall of Fame Coach of the Year.

Prior to joining the collegiate coaching ranks at Jackson State, Sanders had been involved in coaching for over a decade. He was the offensive coordinator at Trinity Christian School (Cedar Hill, Texas), leading the Tigers to three straight Texas Association of Private and Parochial Schools (TAPPS) titles and a 42-3 record.

A two-time unanimous first-team All-American at Florida State, he won the third annual Jim Thorpe Award in 1988, presented to the nation's top defensive back. That same year, he

## Get To Know Coach Prime

### Coaching History

2023	Colorado Head Coach
2020-22	Jackson State Head Coach
2017-20	Trinity Christian HS OC

### NFL Playing History

2004-05	Baltimore Ravens
2000	Washington Redskins
1995-99	Dallas Cowboys
1994	San Francisco 49ers
1989-93	Atlanta Falcons

### MLB Playing History

2001	Cincinnati Reds
1997	Cincinnati Reds
1995	San Francisco Giants
1994-95	Cincinnati Reds
1991-94	Atlanta Braves
1989-90	New York Yankees

### Broadcast History

2001-04	CBS NFL Today
2005-19	NFL Network

### Honors

Pro Football Hall of Fame (Class of 2011)  
 College Football Hall of Fame (Class of 2011)  
 Super Bowl Champion (XXIX, XXX)  
 NFL Defensive Player of the Year (1994)  
 First-Team All-Pro (Six Times, 1992-94, 1996-98)  
 Second-Team All-Pro (Twice, 1991-99)  
 Eight Pro Bowls (1991-94, 1996-99)  
 NFL 1990s All-Decade Team  
 NFL 100th Anniversary All-Time Team  
 Jim Thorpe Award Winner (1988)  
 Two Time Unanimous All-American (1987, 99)  
 BOXTROW National Coach of the Year  
 Eddie Robinson National Coach of the Year  
 Black College Hall of Fame Coach of the Year  
 Two-Time SWAC Coach of the Year

### Statistics

.263	Career Batting Average
22	Touchdowns
39	Home Runs
53	Interceptions
168	RBI
186	Stolen Bases
512	Tackles
7,838	All-Purpose Yards



## Deion "Coach Prime" Sanders

finished eighth in the voting for the Heisman Trophy.

He finished his Seminole football career with 14 interceptions, three returned for touchdowns; those are still tied for third in the FSU record book. He owns the longest interception return in school history when he raced 100 yards for a TD against Tulsa as a freshman. Sanders also racked up a still-school record 1,429 punt return yards with three more scores. Playing for the late Hall of Fame coach Bobby Bowden, FSU was 36-9-1 in his four seasons as a Seminole, finishing as the nation's No. 2 team as a junior in 1987 and No. 3 his senior season in 1988.

He also played one season of baseball for FSU (as a sophomore in 1987, batting .267 with three home runs, 21 runs batted in and 27 stolen bases) and ran sprints and relays in track (he was the 1988 Metro Conference outdoor champion in the 100- and 200-meter dashes). He was inducted into Florida State's Athletic Hall of Fame in 1994 and into the College Football Hall of Fame in its 2011 class.

Sanders is the only athlete ever to play in both a Super Bowl (twice) and the World Series.

He appeared in 188 regular season games (157 starts) in the National Football League with five teams: Atlanta (1989-93; the Falcons selected him as the fifth overall pick in the first round in the '89 Draft), San Francisco (1994), Dallas (1995-99), Washington (2000) and Baltimore (2004-05). He was the NFL Defensive Player of the Year for 1994, was named to its 1990s All-Decade Team and to the NFL's All-Time Team in 2020, the latter as part of the league's 100th season celebration.

"Prime Time" made 53 interceptions over the course of his career, with 512 tackles, 19 forced fumbles and 13 recoveries. He amassed 7,838 all-purpose yards, primarily through returns (2,199 punt, 3,523 kickoff). He also caught 60 passes for 784 yards and three touchdowns as in 1996, he became just one of two, two-way starters in the NFL since the platoon days of the 1950s. He set an NFL record with 19 career touchdowns on returns, nine coming via interception returns with six on punts, three on kickoffs and one fumble run back.

In Major League Baseball, he was drafted out of high school in the sixth round of the 1985 draft by the Kansas City Royals and then selected in the '88 draft by the New York Yankees.

Sanders played a total of 11 seasons in professional baseball, nine in the major leagues with the New York Yankees (1989-90), Atlanta (1991-94), Cincinnati (1994-95, 1997, 2001) and San Francisco (1995). In 641 major league games, he owned a career batting average of .263 with 39 home runs, 168 runs batted in and 186 stolen bases.

### Prime Effect

Much has been reported and written about the Prime Effect and the numbers are staggering. CU had a 97 percent season ticket renewal rate and then on April 17 became the first school nationally to announce a sellout of season tickets. It marks the first time CU has sold out of season tickets before August and the ninth time in program history. Two of the six home games have completely sold out and two others are closing in on a sellout. CU will appear on FOX Big Noon Kickoff the first two weeks of the season, marking the first time CU will appear on network TV for the first two games of a season. The football team has seen a social media increase of 447% for followers to the accounts on Instagram, Facebook, Tik Tok, Threads and X, a gain of over 1 million followers from 226,800 to over 1.24 million, since Coach Prime's hiring.


## The Prime Effect

- <1** Hour to sell out student tickets.
- 1** Spring Game On ESPN1 - CU
- 1** Ranked Transfer Class On 247
- 2** 5-Star Recruits In 2023 Class
- 2** CU Rank On Fanatics Platform
- From December-February
- 2** Games Completely Sold Out
- 2** First Two Games On FOX Big Noon Broadcast Window, First Time CU On Network TV In First Two Games Of The Season
- 4/17** Season Tickets Sold Out On April 17, The First Time Ever Before August, Ninth Time In CU History
- 5** Five Games On ESPN & FOX family of networks, with seven games still TBA
- 16** Different States In Recruiting Classes In Dec. & Feb.
- 97** Percent Season Ticket Renewal
- 47K** Spring Game Attendance, First Sell Out, Higher Than Last Nine Spring Games Combined
- 447%** Increase in social media followers on CU Football sites, from 226K to 1.24M
- 525%** Percentage Merchandise Sales Increased from 2021 to '22
- 1M** More Followers On CU Football Social Media Sites Since Coach Prime's Hiring



**COACHING STAFF**

**DEFENSE**



**Charles Kelly**  
DC/S



**Andre' Hart**  
Linebackers



**Kevin Mathis**  
Cornerbacks



**Sal Sunseri**  
Defensive Tackles



**Nick Williams**  
Defensive Ends

**OFFENSE**



**Sean Lewis**  
OC/QB



**Gary Harrell**  
AHC/RBs



**Brett Bartolone**  
Wide Receivers



**Tim Brewster**  
Tight Ends



**Bill O'Boyle**  
Offensive Line

**2023 Colorado Football Staff**

Deion "Coach Prime" Sanders Head Coach  
 Gary Harrell Assistant Head Coach/Running Backs  
 Charles Kelly Defensive Coordinator/Safeties  
 Sean Lewis Offensive Coordinator/Quarterbacks  
 Brett Bartolone Wide Receivers  
 Tim Brewster Tight Ends  
 Andre' Hart Linebackers  
 Kevin Mathis Cornerbacks  
 Bill O'Boyle Offensive Line  
 Sal Sunseri Defensive Tackles  
 Nick Williams Defensive Ends

Dennis Thurman Director of Quality Control/Defense  
 Pat Shurmur Quality Control/Offense  
 Anthony Balancier Quality Control/Defense  
 Vincent Dancy Quality Control/Defense  
 Rashad Davis Quality Control/Offense  
 Michael Pollock Quality Control/Offense  
 Trevor Reilly Quality Control/Special Teams  
 Gunnar White Quality Control/Offense

Nate Dodson Football Assistant  
 Cordale Grundy Football Assistant  
 Josh Jynes Graduate Assistant  
 Andrew Zimmer Graduate Assistant

Rodney Forsett Chief of Staff  
 David Kelly General Manager  
 Reginald Calhoun Director of Football Operations  
 Craig Campanozzi Director of Sports Video  
 Lance Carl Director of Player Development/Alumni  
 James Chaney Director of Player Development  
 Darius-Darden Box Director of Recruiting  
 Corey Phillips Director of Player Personnel  
 John Snelson Director of Creative Services  
 Derek Marckel Director of Football Art Design  
 Chandel Dorrell Associate Director of Player Personnel  
 Gabe Lynn Assistant Director of Player Personnel  
 Jourdan Blake Assistant Director of High School Relations  
 Maileka Slayton Associate Director of On-Campus Recruiting  
 Emily Funke Assistant Director of Football Operations  
 Alexys Ellis Recruiting Assistant  
 Paul Morissette Football Creative Assistant  
 Tracie Knight Assistant to the Head Coach  
 Jean Onaga Administrative Assistant/Assistant Coaches  
 Tysha Stewart Administrative Assistant

Maurice Sims Director of Football Sports Performance  
 Tersoo Uhaa Assistant Head Strength Coach  
 Stephen Houston Assistant Strength Coach  
 Brandon Reyes Assistant Strength Coach  
 Rendrick Taylor Assistant Strength Coach

Anthony Pass Head Football Athletic Trainer  
 Ariko Iso Associate Athletic Trainer  
 Lauren Askevold Assistant Athletic Trainer  
 Brady Mollner Assistant Athletic Trainer

Michael Smith Assistant AD/Sports Equipment Services  
 Luke Westall Director of Football Equipment  
 Isaac Wilson Assistant Director of Football Equipment  
 Emily Antony Assistant Equipment Manager

Laura Anderson Associate AD/Performance Nutrition  
 Erin Rubenking Associate Director/Clinical Care Coordinator  
 Taylor Stratton Ralpie Program Manager

**COACHING STAFF**

**Prime Staff**

The staff that Coach Prime has put together is nothing short of astounding. The 10 full-time assistant coaches have combined to coach for 210 seasons of experience, including 94 at the Power 5 level or in the NFL. They have cumulatively coached over 2,100 games and won 1,264 with 37 10-win seasons, 66 bowl games and six national championships among them. Add in the eight analysts, and the numbers jump even higher, as that group has collectively coached 312 seasons of football, 3,315 games with 1,888 wins. Seven have served as a head coach in college or the NFL and in college, they combine for 88 bowl game appearances, 51 10-win seasons, 40 conference championships, 29 playoff appearances and six national championships.

Name	Years	FTC	P5	HC	OC/DC	NFL	10Win	Bowls	Games	Wins
Charles Kelly	34	28	18	0	20	0	9	15	329	201
Sean Lewis	16	13	3	5	4	0	2	4	145	75
Gary Harrell	21	21	1	5	2	0	3	3	225	108
Brett Bartolone	8	8	1	0	6	0	1	3	74	37
Tim Brewster	37	29	28	4	10	0	5	2	392	238
Andre' Hart	8	4	1	0	0	0	2	2	34	28
Kevin Mathis	7	4	1	0	0	0	2	2	34	28
Nick Williams	3	1	3	0	0	0	0	1	25	14
Bill O'Boyle	37	37	1	5	10	0	5	2	392	238
Sal Sunseri	39	29	27	1	5	10	2	12	496	308
<b>Totals</b>	<b>210</b>	<b>176</b>	<b>84</b>	<b>20</b>	<b>47</b>	<b>15</b>	<b>37</b>	<b>66</b>	<b>2,103</b>	<b>1,264</b>
Dennis Thurman	31	11	9	0	9	17	5	5	421	219
Pat Shurmur	35	9	10	6	9	23	9	5	498	244
Anthony Balancier	3	0	1	2	0	0	2	2	27	24
Vincent Dancy	15	15	2	5	1	0	2	2	148	52
Michael Pollock	4	4	2	0	1	0	2	2	34	28
Trevor Reilly	3	0	1	0	0	0	2	2	27	24
Gunnar White	9	2	1	0	0	0	1	4	82	45
Rashad Davis	1	0	1	0	0	0	0	0	1	1
<b>Overall</b>	<b>312</b>	<b>217</b>	<b>111</b>	<b>31</b>	<b>65</b>	<b>55</b>	<b>51</b>	<b>88</b>	<b>3,315</b>	<b>1,888</b>



## COLORADO BUFFALOES VS. NEBRASKA CORNHUSKERS

### SERIES RESULTS

Date	Winner	Score	
Nov. 17, 1898	Nebraska	23-10	(B)
Oct. 4, 1902	Nebraska	10-0	
Oct. 24, 1903	Nebraska	31-0	(B)
Oct. 8, 1904	Colorado	6-0	(B)
Nov. 11, 1905	Nebraska	18-0	
Oct. 26, 1907	Nebraska	22-8	
Oct. 9, 1948	Colorado	19-6	(B)
Nov. 19, 1949	Nebraska	25-14	
Oct. 14, 1950	Colorado	28-19	(B)
Nov. 17, 1951	Colorado	36-14	
Oct. 25, 1952	Tie	16-16	(B)
Nov. 14, 1953	Colorado	14-10	
Oct. 23, 1954	Nebraska	20-6	(B)
Nov. 12, 1955	Nebraska	37-20	
Oct. 27, 1956	Colorado	16-0	(B)
Nov. 16, 1957	Colorado	27-0	
Oct. 25, 1958	Colorado	27-16	(B)
Nov. 14, 1959	Nebraska	14-12	
Oct. 22, 1960	Colorado	19-6	(B)
Nov. 18, 1961	Colorado	7-0	
Oct. 27, 1962	Nebraska	31-6	(B)
Oct. 26, 1963	Nebraska	41-6	
Oct. 24, 1964	Nebraska	21-3	(B)
Oct. 23, 1965	Nebraska	38-13	
Oct. 22, 1966	Nebraska	21-19	(B)
Oct. 21, 1967	Colorado	21-16	
Nov. 16, 1968	Nebraska	22-6	(B)
Nov. 1, 1969	Nebraska	20-7	
Oct. 31, 1970	Nebraska	29-13	(B)
Oct. 30, 1971	Nebraska	31-7	
Nov. 4, 1972	Nebraska	33-10	(B)
Nov. 3, 1973	Nebraska	28-16	
Nov. 2, 1974	Nebraska	31-15	(B)
Oct. 25, 1975	Nebraska	63-21	
Oct. 9, 1976	Nebraska	24-12	(B)
Oct. 22, 1977	Nebraska	33-15	
Oct. 21, 1978	Nebraska	52-14	(B)
Oct. 27, 1979	Nebraska	38-10	
Oct. 25, 1980	Nebraska	45-7	(B)
Oct. 10, 1981	Nebraska	49-0	
Oct. 9, 1982	Nebraska	40-14	(B)
Oct. 22, 1983	Nebraska	69-19	
Oct. 20, 1984	Nebraska	24-7	(B)
Oct. 26, 1985	Nebraska	17-7	
Oct. 25, 1986	Colorado	20-10	(B)
Nov. 28, 1987	Nebraska	24-7	(B)
Nov. 12, 1988	Nebraska	7-0	
Nov. 4, 1989	Colorado	27-21	(B)
Nov. 3, 1990	Colorado	27-12	
Nov. 2, 1991	Tie	19-19	(B)
Oct. 31, 1992	Nebraska	52-7	
Oct. 30, 1993	Nebraska	21-17	(B)
Oct. 29, 1994	Nebraska	24-7	
Oct. 28, 1995	Nebraska	44-21	(B)
Nov. 29, 1996	Nebraska	17-12	
Nov. 28, 1997	Nebraska	27-24	(B)
Nov. 27, 1998	Nebraska	16-14	
Nov. 26, 1999	Nebraska	33-30	(B)
Nov. 24, 2000	Nebraska	34-32	
Nov. 23, 2001	Colorado	62-36	(B)
Nov. 29, 2002	Colorado	28-13	
Nov. 28, 2003	Nebraska	31-22	(B)

Nebraska leads the all-time series by a 49-20-2 count, which includes a 26-9 advantage in Lincoln and a 23-11-2 edge in Boulder; some CU highlights:

- The two first met in 1898, making it the second oldest rivalry in CU's books (the Colorado State series began in 1893). The winner of the CU-Nebraska game, even though not at the end of the year, wound up deciding the Big Eight champion in the conference's last seven years of existence, with CU winning the league crown in 1989 and 1990. The two shared the title in 1991 and Nebraska captured the last four (1992-95). Thus, it was only fitting that the pair met to determine the Big 12's first North Division champ in 1996 (Nebraska won, 17-12 in Lincoln). CU has faced Nebraska 18 times when the Huskers were either undefeated or had just one loss (nine times each); CU's had zero or just one loss on eight occasions, and both schools were ranked in the top 25 in every meeting from 1988 through 1996, as they were again in 2001.
- The infamous 62-36 Colorado win in 2001 in Boulder knocked the Huskers out of the No. 1 spot in the BCS Standings and paved the way for CU's first and only Big 12 title, as the Buffaloes defeated Texas the following week in Dallas, 39-37.
- Nebraska rallied for a 31-22 win in 2003 and knocked the Buffs out of a postseason bowl. CU returned that favor with bigger implications in 2004, as a 26-20 win in Lincoln dropped NU to 5-6 on the year and ended the Huskers' run of 35 straight bowl game appearances. Both schools were 5-6 entering the 2007 game, with CU's 65-51 win keeping Nebraska home; and in 2008, Nebraska did the same to the Buffs, scoring 10 points in the last 1:43, dropping CU to 5-7 and home for the holidays.
- Coach Prime is 0-0 against Nebraska. Nebraska coach Matt Rhule is also 0-0 against Colorado.

### SIGNATURE ANNIVERSARY GAME

29th. In 1990, Colorado had rebounded from falling to No. 20 earlier in the year into the No. 9 spot, and with three top 10 teams already falling on Nov. 3, a cold and rainy day in many parts of the country, the Buffs could make up some ground if it could upend No. 2 Nebraska in Lincoln. After spotting Nebraska a 12-0 lead, with star TB Eric Bieniemy fumbling the ball five times in the first three quarters, CU appeared to be shooting itself in the foot. But the resilient Bieniemy battled back to lead the Buffs to a 27-12 by scoring four touchdowns in the fourth quarter. The win propelled the Buffs all the way into the No. 4 spot the next day, putting the Buffs in position to eventually finish the season ranked No. 1. Bieniemy ran for 137 yards, while Mike Pritchard caught three Darian Hagan passes for 90 yards, two setting up touchdowns. Greg Biekert and Ted Johnson led the defense with 14 tackles each, with Joel Steed adding 11. The Buffs' David Gibbs sniffed out a fake punt on a 4th-&-3 with Huskers down, 13-12; Rob Hutchins stopped Tim Johnk with a 2-yard gain, and CU capitalized five plays later on Bieniemy's third score to take a 20-12 lead with just 4:35 to go.

### CU VS. THE BIG TEN // NU VS. THE PAC-12

- Colorado is 37-67-3 all-time vs. current Big Ten conference schools (107 games). In addition to the 20-49-2 mark against Nebraska, CU is 1-1 vs. Illinois, 3-1 vs. Indiana, 2-0 vs. Iowa, 1-4 vs. Michigan, 0-3 vs. Michigan State, 3-2 vs. Minnesota, 1-1 vs. Northwestern, 1-4 vs. Ohio State, 1-1 vs. Penn State and 4-1-1 vs. Wisconsin. The Buffs have not played Purdue, Maryland, or Rutgers.
- Nebraska is 91-45-5 all-time vs. Pac-12 Conference schools; in addition to its 49-20-2 record against Colorado, the Huskers are: 1-1-1 vs. Arizona, 6-2 vs. Arizona State, 3-0 vs. California, 6-2 vs. Oregon, 9-2 vs. Oregon State, 0-4-1 vs. Southern California, 0-1 vs. Stanford, 7-6 vs. UCLA, 4-0 vs. Utah, 5-4-1 vs. Washington and 1-3 vs. Washington State.



## COLORADO BUFFALOES VS. NEBRASKA CORNHUSKERS

Nov. 26, 2004	Colorado	26-20	
Nov. 25, 2005	Nebraska	30-3	(B)
Nov. 24, 2006	Nebraska	37-14	
Nov. 23, 2007	Colorado	65-51	(B)
Nov. 28, 2008	Nebraska	40-31	
Nov. 27, 2009	Nebraska	28-20	(B)
Nov. 26, 2010	Nebraska	45-17	
Sept. 8, 2018	Colorado	33-28	
Sept. 7, 2019	Colorado	34-31	

### BY THE NUMBERS

- 8 The wind chill factor at kickoff of the November 2, 1991 game, which ended in a 19-19 tie.
- 0 The number of first downs CU allowed NU on November 18, 1961, an NCAA record, in the Buffs' 7-0 victory.
- 10.8 The average margin of victory for Nebraska in its 11 wins in the series in Big 12 play (1996-2000, 2003-05-06-08-09-10; outscoring CU, 343-224);
- 12 The number of times Nebraska has passed for 200 or more yards against CU (1965, 1966, 1967, 1989, 1995, 2004, 2005, 2006, 2007, 2008, 2018, 2019—going 6-6).
- 11 The combined distance of four Eric Bieniemy touchdown runs (all in the fourth quarter) in CU's 27-12 win at Lincoln in 1990.
- 15.3 The average margin of victory for Colorado in its four wins in the series in Big 12 play (2001-02, 2004, 2007; outscoring NU, 181-120).
- 31 The number of players on CU's roster for the 1994 Nebraska game who went on to play in the NFL.
- 499 The number of miles between the school's stadiums.
- 71 The combined distance of six Chris Brown touchdown runs (three in each half) in CU's 62-36 win in Boulder in 2001.
- 165 The rushing yards by the late Rashaan Salaam against Nebraska in 1993, the second most yards rushing by a Buff in the history of the series.
- 582 The number of total yards CU earned in the 2001 game, its most in the series.
- 1,128 The yards of total offense in the 2007 game (610 by Nebraska, 518 by Colorado) as the teams also combined for a series-high 116 points.
- 3 The smallest margin of victory for the Buffs' (2019) in the history of the series.
- 27 The number of Buffs' to rush for 100+ yards in a single contest against NU.

### Mac Picks Nebraska As CU's Rival

An excerpt from David Plati's book, due to be out in spring/summer 2025.

Colorado's rivals for most of the century were Utah and Colorado A&M/State. But the CSU rivalry had been dormant since 1958 and the Utah one since 1962, and in that period, the Buffaloes were lacking a true rival. Air Force partially filled the void starting in the early 60s, but that series also went dormant after 1974. In comes Bill McCartney in 1982 and he kept asking those in the community, "Who is our natural rival? No one knew. Honestly if they had said Iowa State or Kansas, it would have been either of them. But when I got here, people talked about Nebraska and how they (fans) came and filled up our stadium."

Thus, he selected Nebraska as CU's designated rival and put the game on the schedule posted in the team house in red letters. But it was always based on respect, not animosity. He emulated the broad success of the program, on the field, in the classroom, doing things the right way (no NCAA probation issues) and graduating their players. "No one can look over Nebraska's shoulder and see deceit," Mac told the Lincoln Journal-Star in 1983. "(Coach) Tom Osborne is a great representative of that university. His leadership stands for all the things I believe in intercollegiate football. That's why we salute Nebraska, that's why we challenge them and why we want them to be our most significant rival, because of the way they structure their whole program. Very few programs of that stature are built on those principles."

Many in Nebraska took it the wrong way, but Mac had picked NU because it was an elite, clean winning program and emulated its design. If anyone should have been upset, it should have been Oklahoma fans. Tom Osborne and most Nebraska fans would never admit it was a rivalry, even though it was by nature since the two were in the same conference since 1948 and in bordering states.

### SERIES GAME LEADERS

#### 100-YARD RUSHING GAMES

198	Chris Brown	11/23/01
169	Hugh Charles	11/23/07
165	Rashaan Salaam	10/30/93
155	Cortlen Johnson	11/24/00
154	Bobby Purify	11/23/01
149	John Bayuk	11/12/55
144	David Williams	10/25/75
137	Eric Bieniemy	11/3/90
	Brian Calhoun	11/29/02
135	Cortlen Johnson	11/26/99

TOTAL 100-Yard Rushing Games 27

#### 100-YARD RECEIVING GAMES

177	Laviska Shenault	9/8/18
148	K.D. Nixon	9/7/19
116	Blake Mackey	11/26/04
114	Scotty McKnight	11/27/09
112	Daniel Graham	11/23/01
108	Markques Simas	11/27/09
107	Donnie Holmes	10/9/82
	Phil Savoy	11/28/97
105	Dave Hestera	10/9/82
100	Javon Green	11/26/99

#### 250-YARD PASSING GAMES

375	Steven Montez	9/7/19
362	John Hessler	11/28/97
361	Randy Essington	10/9/82
351	Steven Montez	9/8/18
317	Mike Moschetti	11/26/99
276	John Hessler	10/28/95
269	Joel Klatt	11/28/03
	Tyler Hansen	11/27/09
254	Craig Ochs	11/24/00



**COLORADO BUFFALOES VS. NEBRASKA CORNHUSKERS**

**COLORADO-NEBRASKA: SERIES TRENDS**

Here's a quick look at some team statistical trends in the Colorado-Nebraska series:

Date	Site	Result	Attend.	Rank		CU Rushing				Passing			Tot Off		NU		Rushing			Passing			Tot Off			TV
				CU	AF	FD	Att	Yds	TD	A-C-I	Yds	TD	No	Yds	Att	Yds	TD	A-C-I	Yds	TD	No	Yds	TD			
10/9/48	Boulder	W 19-6	19,516	—	—	16	63	250	1	13-6-1	124	2	76	374	9	34	73	1	12-3-1	77	0	46	150			
11/19/49	Lincoln	L 14-25	32,000	—	—	12	43	97	2	20-8-1	130	0	63	227	11	47	294	4	7-2-0	88	0	54	382			
10/14/50	Boulder	W 28-19	25,000	—	—	16	38	156	2	20-11-4	229	1	58	385	15	45	236	1	23-10-1	109	2	68	345			
11/17/51	Lincoln	W 36-14	34,000	—	—	22	73	308	3	11-6-1	110	2	84	418	14	29	105	1	25-8-0	120	1	54	225			
10/25/52	Boulder	T 16-16	31,316	—	—	12	40	210	1	13-4-0	56	1	53	266	16	57	224	2	19-10-1	204	0	76	428			
11/14/53	Lincoln	W 14-10	36,000	—	—	10	34	150	1	7-3-1	46	1	41	196	20	62	248	1	12-5-0	55	0	74	303			
10/23/54	Boulder	L 6-20	32,500	11	—	15	41	231	1	18-5-1	43	0	59	274	19	56	280	3	12-6-0	100	0	68	380			
11/12/55	Lincoln	L 20-37	34,000	—	—	12	46	226	3	17-3-1	56	0	63	282	15	50	197	3	14-6-0	87	1	64	284			
10/27/56	Boulder	W 16-0	45,500	—	—	17	51	363	2	8-0-1	0	0	59	363	12	64	166	0	4-2-0	28	0	68	194			
11/16/57	Lincoln	W 27-0	28,000	—	—	27	70	404	3	14-6-0	75	1	84	479	9	44	132	0	9-2-0	32	0	53	164			
10/25/58	Boulder	W 27-16	40,000	12	—	20	52	323	3	9-3-1	33	1	61	356	5	46	76	1	7-3-2	35	1	53	111	NBC		
11/14/59	Lincoln	L 12-14	26,000	—	—	16	36	182	2	37-16-1	189	0	73	371	11	55	217	1	6-2-3	23	1	61	240			
10/22/60	Boulder	W 19-6	43,000	—	—	19	52	226	2	12-6-1	70	0	64	296	11	50	129	1	9-3-1	27	0	59	156			
11/18/61	Lincoln	W 7-0	26,000	8	—	20	57	193	1	14-10-0	150	0	71	343	0	23	31	0	12-0-0	0	0	35	31			
10/27/62	Boulder	L 6-31	35,500	—	16	18	42	94	1	28-14-1	150	0	70	244	24	58	365	3	15-5-1	90	1	73	455			
10/26/63	Lincoln	L 6-41	37,000	—	—	14	36	99	0	19-10-1	120	1	55	219	29	59	293	5	22-13-0	181	1	81	474			
10/24/64	Boulder	L 3-21	42,900	—	5	2	36	-3	0	14-5-0	54	0	50	51	17	51	137	2	16-10-2	162	1	67	299			
10/23/65	Lincoln	L 13-38	54,110	—	3	13	35	134	1	29-11-2	125	0	64	259	17	55	149	2	28-10-3	223	2	83	372			
10/22/66	Boulder	L 19-21	46,112	—	7	18	56	265	2	17-6-2	99	1	73	364	21	40	68	1	34-20-0	236	2	74	304			
10/21/67	Lincoln	W 21-16	65,766	4	13	14	42	110	1	15-8-1	72	0	57	182	20	44	178	1	28-15-4	224	1	72	402			
11/16/68	Boulder	L 6-22	48,327	—	—	18	43	172	1	33-10-1	67	0	76	239	17	67	228	2	12-5-1	47	0	79	275			
11/1/69	Lincoln	L 7-20	67,035	18	—	15	60	207	1	14-4-4	35	0	74	242	12	50	114	1	18-9-1	139	1	68	253			
10/31/70	Boulder	L 13-29	50,881	—	4	16	54	296	2	18-5-2	40	0	72	336	19	55	153	2	19-11-2	173	2	74	326	ABC		
10/30/71	Lincoln	L 7-31	67,776	9	1	11	55	108	0	9-2-1	52	1	64	160	20	58	180	3	21-12-0	144	1	79	324	ABC		
11/4/72	Boulder	L 10-33	52,128	15	3	15	45	136	1	29-11-1	85	0	74	221	22	50	219	4	17-11-1	130	1	67	349	ABC		
11/3/73	Lincoln	L 16-28	76,555	17	13	18	54	222	1	16-6-2	105	1	70	327	19	57	231	2	21-11-0	148	2	78	379			
11/2/74	Boulder	L 15-31	52,049	—	9	22	58	259	1	20-11-2	171	1	78	430	20	53	243	2	21-13-0	194	2	74	437	ABC (f)		
10/25/75	Lincoln	L 21-63	76,509	10	4	20	38	268	3	35-13-2	186	0	73	454	29	77	354	7	16-10-0	165	2	93	519			
10/9/76	Boulder	L 12-24	53,538	—	6	12	37	173	0	23-8-1	107	0	60	280	19	62	253	2	20-9-0	96	1	82	349			
10/22/77	Lincoln	L 15-33	76,486	7	18	13	46	222	1	17-6-1	44	0	63	266	29	68	390	3	21-5-1	90	1	89	480			
10/21/78	Boulder	L 14-52	53,262	—	5	9	49	119	1	13-4-3	66	0	62	185	31	70	463	5	18-11-1	178	1	88	641			
10/27/79	Lincoln	L 10-38	76,158	—	2	9	45	59	0	13-8-1	87	0	58	146	23	64	452	5	12-2-1	27	0	76	479			
10/25/80	Boulder	L 7-45	51,989	—	9	17	42	89	0	27-15-2	151	1	69	240	23	69	403	6	8-6-1	111	0	77	514			
10/10/81	Lincoln	L 0-59	76,168	—	—	9	40	107	0	17-4-2	39	0	57	146	42	74	541	4	16-9-0	178	4	90	719			
10/9/82	Boulder	L 14-40	53,022	—	7	21	23	81	1	51-24-2	361	1	74	442	31	73	446	4	15-6-1	58	1	88	504			
10/22/83	Lincoln	L 19-69	76,286	—	1	20	32	112	1	42-23-1	286	1	74	398	37	72	526	8	9-7-0	83	2	81	609			
10/20/84	Boulder	L 7-24	51,124	—	5	10	22	53	0	35-10-2	84	1	57	137	24	77	372	2	11-7-0	80	1	88	452			
10/26/85	Lincoln	L 7-17	76,014	—	5	14	47	151	1	12-7-0	67	0	59	218	21	60	332	2	15-5-1	113	0	75	445	ABC		
10/25/86	Boulder	W 20-10	52,440	—	3	14	58	182	1	5-2-0	81	1	63	263	16	43	123	1	27-11-2	139	0	70	262			
11/28/87	Boulder	L 7-24	52,026	—	5	14	44	147	0	14-5-2	79	1	58	226	22	62	419	3	6-1-1	3	0	68	422	ESPN		
11/12/88	Lincoln	L 0-7	76,359	19	7	13	51	193	0	11-1-0	43	0	62	236	16	55	278	1	9-2-0	18	0	64	296	KCNC		
11/4/89	Boulder	W 27-21	52,877	2	3	13	47	205	3	10-2-1	22	0	57	227	19	43	186	0	27-11-0	211	3	70	397	CBS		
11/3/90	Lincoln	W 27-12	76,464	9	2	15	54	166	4	12-6-1	143	0	66	309	9	55	163	0	12-2-1	69	1	67	232	ESPN		
11/2/91	Boulder (N)	T 19-19	52,319	15	9	19	51	160	2	23-10-0	140	0	74	300	15	40	112	1	20-8-0	181	1	60	293	ESPN		
10/31/92	Lincoln	L 7-52	76,287	18	18	9	22	8	1	34-12-3	136	0	56	144	20	77	373	5	14-4-0	55	2	91	428	ESPN		
10/30/93	Boulder	L 17-21	52,277	20	6	15	40	189	2	28-8-3	115	0	68	304	17	55	190	2	20-7-1	167	1	75	357	ABC (f)		
10/29/94	Lincoln	L 7-24	76,131	2	3	18	37	155	1	30-13-0	159	0	67	314	20	53	203	2	17-12-1	142	1	70	345	ABC		
10/28/95	Boulder	L 21-44	54,063	7	2	20	24	106	1	43-21-2	276	2	67	382	26	54	226	3	23-14-0	241	2	77	467	ABC (f)		
11/29/96	Lincoln	L 12-17	75,695	5	4	14	32	51	0	38-12-2	226	0	70	277	13	52	238	1	14-6-0	56	0	66	294	ABC		
11/28/97	Boulder	L 24-27	52,738	—	2	20	25	93	0	36-19-2	362	3	61	455	20	58	350	3	14-7-0	92	0	72	442	ABC		
11/27/98	Lincoln	L 14-16	75,958	—	14	18	46	112	0	19-13-1	134	2	65	246	12	37	131	0	22-10-1	123	0	59	254	ABC		
11/26/99	Boulder (OT)	L 30-33	52,946	—	3	22	47	166	0	42-22-0	338	3	89	504	14	51	356	4	12-4-0	44	0	63	400	ABC		
11/24/00	Lincoln	L 32-34	77,672	—	9	28	43	197	3	41-25-2	254	1	84	451	23	48	296	3	17-11-0	139	0	65	435	ABC		
11/23/01	Boulder	W 62-36	53,790	14	2	25	52	380	8	16-9-0	202	1	68	582	21	49	354	5	28-13-2	139	0	77	552	ABC		
11/29/02	Lincoln	W 28-13	77,804	13	—	21	53	253	3	23-12-0	122	1	76	375	18	46	215	0	17-6-1	119	1	63	334	ABC		
11/28/03	Boulder	L 22-31	53,444	—	25	19	31	64	0	44-26-2	269	3	75	333	18	59	223	3	18-8-0	146	1	77	369	ABC		
11/26/04	Lincoln	W 26-20	77,661	—	—	19	48	198	1	29-18-1	222	1	77	420	24	23	67	1	55-29-4	306	2	78	373	ABC		
11/25/05	Boulder	L 3-30	54,841	—	—	13	20	53	0	40-20-1	159	0	60	212	28	42	105	1	48-27-0	392	2	90	497	ABC		
11/24/06	Lincoln	L 14-37	85,800	—	23	14	31	166	1	23-11-0	131	1	54	297	24	46	190	2	30-20-0	278	3	76	468	ABC		
11/23/07	Boulder	W 65-51																								



### Career Passing Stats

#### COMPLETIONS

Player	'21	'22	'23	Career
Sanders	272	344	38	654

#### PASSING YARDS

Player	'21	'22	'23	Career
Sanders	3,231	3,752	510	7,493

#### PASSING TOUCHDOWNS

Player	'21	'22	'23	Career
Sanders	30	40	4	74

#### GAMES WITH 30+ COMPLETIONS

Player	'21	'22	'23	Career
Sanders	1	6	1	8

#### GAMES WITH 40+ COMPLETIONS

Player	'21	'22	'23	Career
Sanders	0	1	0	1

#### GAMES WITH 300+ YARDS

Player	'21	'22	'23	Career
Sanders	3	6	1	10

#### GAMES WITH 400+ YARDS

Player	'21	'22	'23	Career
Sanders	0	1	1	2

#### GAMES WITH 500+ YARDS

Player	'21	'22	'23	Career
Sanders	0	0	1	1

#### GAMES WITH MULTIPLE TDs

Player	'21	'22	'23	Career
Sanders	9	9	1	19

#### GAMES WITHOUT AN INT

Player	'21	'22	'23	Career
Sanders	8	8	1	17

#### GAMES WITH 75% PERCENTAGE

Player	'21	'22	'23	Career
Sanders	3	6	1	10

#### GAMES WITH 150 QBR

Player	'21	'22	'23	Career
Sanders	8	8	1	17

#### GAMES WITH 200 QBR

Player	'21	'22	'23	Career
Sanders	1	1	1	3

### Notes

#### Coach Prime Era Begins With 100th Season At Folsom Field

The 2023 season will be the first under Deion "Coach Prime" Sanders and the 100th at CU's Folsom Field. Season tickets are already sold out for the 100th season at Folsom with one of the best lineups in stadium history, which has also seen four of six individual games sell out. CU will host Nebraska in its season opener this week and then host Colorado State the following week. It marks the first time since 2006 and 11th time in CU history hosting its two biggest rivals in the same season. USC will visit Folsom for the final time as a conference member to close out September (30th) and the other games are against Stanford on Friday, Oct. 13 for Family Weekend, against Oregon State Nov. 4 for Homecoming and the season will close out at home on Nov. 11 against Arizona for Senior Day and Veteran's Day.

#### CU Football Historical Snapshot

Colorado is in its second century of intercollegiate football, as the Buffaloes continue their 134th season of intercollegiate football in 2023. Through Week 1, CU has played in 1,292 games with an all-time record of 720-536-36.

In FBS, only 23 programs began earlier than the Buffs did in 1890 and only three schools west of Colorado are in that 23, all Pac-12 programs in California (1886), USC (1888) and Washington (1889). Only 13 programs have played more seasons than the Buffs with 133 entering 2023, no Pac-12 programs as CU and Washington are the only two programs in the west that will play in their respective 134th season of intercollegiate football.

The Buffs rank 30th in all-time wins with 719, behind only USC (867) and Washington (761) in the Pac-12, and 39th in games played (1,291) with only Cal (1,299) playing more games in the west than the Buffs. CU's .571 winning percentage ranks 44th overall, 39th among schools with at least 1,000 games played and 32nd among Power 5 programs.

#### TCU Game Most Watched Big Noon Week 1 Game Ever

Coach Prime's debut drew 7.62 million viewers and was the most-watched Week 1 Big Noon Saturday game ever. The ratings were the most of any game on Saturday and the second-most in the opening weekend of college football behind Sunday's Florida State-LSU match up. It was also the fourth-most streamed college football game in Fox Sports history. This is the first time in CU history the Buffs will appear on network TV in the first two games of the season and for the third time in program history.

With Colorado State being picked up by ESPN, it's just the second time in CU history that the first three games will be on either Network TV or the main ESPN channel, the only other time coming in CU's 1990 National Championship season. With the two Friday games being selected for ESPN2 and FS1, those five games are already the third most on the ESPN and FOX families of networks in the Buffs Pac-12 Era. The 2016 team had seven games on those channels with the 2018 and '19 seasons having six games selected by those networks.

#### Buff's First Team Nationally To Sell Out Of 2023 Season Tickets

The Colorado Buffaloes officially sold out of season tickets on April 17, selling out for the first time since 1996 and for the first time before August. A poll of BCS SIDs found that the Buffs were the first team to sellout in 2023, ahead of Tennessee (May 25), Appalachian State (June 7) and Auburn (July 5).

This is the ninth time CU has sold out of season tickets, the other seasons coming in 1972 and then a seven-year stretch from 1990-96. The first time CU sold out in 1972 the Buffs were coming off a 10-3 season and No. 3 final ranking in 1971, defeating LSU and Ohio State before league play began.

#### Roster Turnover Numbers

Much has been documented and opinionated about the roster turnover Coach Prime and staff undertook from last year's 1-11 team that was outscored by an average of 45-15. As defensive coordinator Charles Kelly said at Pac-12 media day, "We've taken criticism, and that's fine, but we've done within what the rules allow for us to create the best possible roster for the University of Colorado and we don't apologize for that." As it can be assumed, the Buffs lead the nation in most things related to roster turnover. A look:

	Most Newcomers	Scholarship NC	Most Transfers	Scholarship Ret.	Fewest Returners	Fewest Starters					
Colorado	87	Colorado	68	Colorado	9	Colorado	25	Colorado	3		
Arizona St.	78	Texas State	53	Arizona State	40	Arizona State	29	Arizona State	39	Stanford	5
Oklahoma St.	63	Arizona St.	52	Texas State	39	Texas State	32	Texas State	52	New Mexico	6
Nebraska	62	Colorado St.	48	Indiana	32	Colorado State	34	Troy	57	Indiana	8
New Mexico St.	62	La. Monroe	45	Coastal Carolina	30	Liberty	38	Temple	58	Liberty	8
Colorado St.	59	Liberty	42	New Mexico	30	Troy	40	Liberty	59	Old Dominion	8
Old Dominion	58	Old Dominion	41	New Mexico St.	29	Old Dominion	41	Houston	64	South Carolina	8
Texas St.	57	Troy	39	Old Dominion	27	New Mexico	45	Coastal Carolina	67	Texas State	8
East Carolina	57	New Mexico	38	Troy	27	Indiana	45	Florida	69	East Carolina	10
Liberty	56	Temple	37	Colorado St.	25	Temple	46	Two With	70	Houston	10



## Notes

### Production Gained

Looking at the 2022 production for the Buffaloes, especially when looking at impact plays both on offense and defense, and it's clear the roster has been upgraded.

### PASSING & RECEIVING

Last season, the Buffaloes completed 179 passes for 2,075 yards and 10 touchdowns. The receivers and running backs the Buffs brought in accounted for 210 receptions for 2,845 yards and 26 touchdowns last season, the most significant of those numbers the jump in touchdowns from 10 to 26.

Shedeur Sanders completed 344-of-488 passes for 3,752 yards and 40 touchdowns to just six interceptions. Compared to the Buffs 2022 numbers, that's almost doubling the number of completions for 1,673 more yards and 30 more touchdown passes with four fewer interceptions.

### RUSHING

If you count Alton McCaskill's 2021 numbers since he didn't play in 2022, the rushing numbers the Buffs got out of the portal accounted for 242 more rushing yards on 42 fewer attempts and more than doubled the touchdown output with 24 compared to the 11 rushing touchdowns CU had as a team in 2022.

### TOUCHDOWNS

Taking those numbers, CU accounted for 50 touchdowns rushing and receiving (not to mention Sanders' 40 passing touchdowns) compared to the 21 touchdowns the Buffs offense produced in 2022.

### DEFENSE

Looking at impact plays on defense, the Buffs certainly upgraded on that side of the ball, as well. Last season, CU accounted for 49 tackles for loss where the new players coming in accounted for 72.5 tackles for loss, an increase of 23.5. Sacks dramatically increased from nine CU had as a team to 39 among the new players. Interceptions more than doubled from six to 13 and pass breakups was relatively even but still increases from 32 to 35.

Category	2022 Buffaloes	2023 Transfers
<b>RECEIVING</b>		
Receptions	179	210
Receiving Yards	2,075	2,845
Receiving Touchdowns	10	26
<b>RUSHING</b>		
Rushes	387	345
Rushing Yards	1,300	1,542
Rush Touchdowns	11	24
<b>PASSING</b>		
Completions	179	344
Pass Attempts	360	488
Passing Yards	2,075	3,752
Passing Touchdowns	10	40
Interceptions	10	6
<b>DEFENSIVE BIG PLAYS</b>		
Tackles For Loss	49	72.5
Sacks	9	39.0
Interceptions	6	13
Pass Breakups	32	35

## 2023 Colorado Football Anniversaries

- 1898** Now in its ninth year of intercollegiate football, Colorado plays its first opponent from outside the state boundaries, as Nebraska visited Boulder on Nov. 17; the then Bugeaters left town with a 23-10 win over the Silver & Gold.
- 1908** Fred Folsom returns for his third of four stints as head coach, and leads CU to the Colorado Football Association title and a 5-2 record.
- 1923** Colorado completes the season with a 9-0-0 record, its best in 34 years of football, as CU outscores its opponents by 280-27 (no team scored more than seven). The popularity of the team is at an all-time high, and thus the school begins work on a new stadium on the northeast side of campus.
- 1928** (Oct. 13) Bill Smith records the first known 100-yard rushing game ever by a CU player, running for 132 yards and a TD in a 21-7 win at UNC.
- 1933** Sophomore William "Kayo" Lam bursts on the scene and leads CU to a 7-2 record. It's the last year the school is known as the Silver & Gold, as "Buffaloes" wins a contest the following year and the teams have been named such ever since.
- 1943** The full effect of World War II hits college football, CU being no exception. The Buffs played a limited conference schedule (two games), sweeping Utah home and away, lost twice to No. 18 Colorado College and defeated three military teams in going 5-2.
- 1958** Howard Cook ties Byron White's record by scoring 25 points against Arizona in Tucson, as he scored four touchdowns and kicked an extra point in CU's 65-12 rout of the Wildcats; the record would stand for 43 years. Cook also became the first Buff to lead the nation in punt returns.
- 1963** The season finale against Air Force on Nov. 23, is postponed for two weeks as the nation mourned the death of President John F. Kennedy.
- 1988** (Oct. 22) Oklahoma edges CU, 17-14, in the first night game ever at Folsom. A 7-2 start paves the way for the Buffs to crack the Top 20, as at No. 19 the Buffs are ranked for the first time since 1978; an 8-4 final record is the school's best since a similar mark in 1976.
- 1993** (Oct. 16) Colorado wins 27-10 at Oklahoma, the 78th victory by head coach Bill McCartney, as he becomes the all-time winningest coach in school history, passing Fred Folsom. In that game, Lamont Warren throws a 34-yard touchdown pass to Charles Johnson; Warren slipped on the slick Astroturf and Johnson was interfered with but still caught the ball while lying on the ground in a play that was selected as the national play of the year (the first of two in a row for CU). Johnson went on to be named the offensive player of the year in the Big 8, the first wide receiver to ever receive the award.
- 1998** Two milestones this season: CU's 37-8 win over Iowa State is the school's 600th all-time, and the 51-43 win over Oregon in the Aloha Bowl is the 1,000th game in school history.



### Career Rushing Stats

#### RUSHING YARDS

Player	'18	'19	'20	'21	'22	'23	Career
Wilkerson			262	848	1,152	45	2,307
Smoke	45	616	229	385	277		1,552
McCaskill				961			961
Hankerson					274	21	295
Offerdahl					150		150
Sanders				-17	174	-32	125
Horn				12	95		107
Gaines					25		25
Edwards						24	24
Hunter					-10		-10

#### CARRIES

Player	'18	'19	'20	'21	'22	'23	Career
Wilkerson			52	220	227	13	512
Smoke	4	101	47	73	59		284
Sanders				103	85	5	193
McCaskill				189			189
Hankerson					68	9	77
Offerdahl					37		37
Horn				5	9		14
Edwards						6	6
Gaines					1		1
Hunter					1		1

#### RUSHING TOUCHDOWNS

Player	'18	'19	'20	'21	'22	'23	Career
Wilkerson			2	8	11	1	20
McCaskill				16			16
Smoke	1	6	1	3	1		12
Sanders				3	6		9
Hankerson					3		3
Edwards						1	1
Horn				0	1		1

#### GAMES WITH A RUSHING TD

Player	'18	'19	'20	'21	'22	'23	Career
Smoke	1	6	1	3	1		12
Wilkerson			1	3	7	1	12
McCaskill				9			9
Sanders				3	4		7
Hankerson					3		3
Edwards						1	1
Horn				0	1		1

#### MULTIPLE RUSHING TDs

Player	'18	'19	'20	'21	'22	'23	Career
McCaskill				5			5
Wilkerson				1	2		3
Sanders				0	2		2

#### 100-YARD RUSHING GAMES

Player	'18	'19	'20	'21	'22	'23	Career
Wilkerson			1	1	3		5
Smoke				1			1

#### 150-YARD RUSHING GAMES

Player	'18	'19	'20	'21	'22	'23	Career
Wilkerson				1	1		2

#### 200-YARD RUSHING GAMES

Player	'18	'19	'20	'21	'22	'23	Career
Wilkerson					1		1



## Career Receiving Stats

### RECEIVING YARDS

Player	'18	'19	'20	'21	'22	'23	Career
Weaver		166	136	715	718	118	1,853
Antonio				521	684		1,205
Horn			408	551	117		1,076
Gaines					446		446
Ellis				41	154		198
Wilkerson			14	24	160		198
Hunter					188	119	307
Edwards						135	135
McCaskill				113			113
Smok		26	25	17	30		98
Offerdahl					47		47
Hankerson					24		24
Harrison						12	12
Dawson						9	9

### RECEPTIONS

Player	'18	'19	'20	'21	'22	'23	Career
Weaver		12	10	41	53	6	122
Antonio				31	64		95
Horn				30	37	11	78
Hunter					18	11	29
Gaines					27		27
Wilkerson			2	4	21		27
McCaskill				21			21
Smoke		2	5	1	3		11
Edwards						5	5
Ellis				2	3		5
Hankerson					5		5
Dawson						3	3
Offerdahl					2		2
Harrison						2	2

### RECEIVING TOUCHDOWNS

Player	'18	'19	'20	'21	'22	'23	Career
Antonio				4	6		10
Weaver				2	6		8
Gaines					5		5
Horn				1	3	1	5
Hunter					4		4
Edwards						3	3
McCaskill				2			2
Ellis					1		1
Wilkerson					1		1

### GAMES WITH A RECEIVING TD

Player	'18	'19	'20	'21	'22	'23	Career
Antonio				2	4		6
Weaver				2	4		6
Gaines					5		5
Horn				1	2	1	4
Hunter					3		3
McCaskill				2			2
Edwards						1	1
Ellis					1		1
Wilkerson					1		1

### MULTIPLE RECEIVING TDs

Player	'18	'19	'20	'21	'22	'23	Career
Antonio				1	2		3
Weaver					2		2
Horn					1		1
Hunter					1		1

### 100-YARD RECEIVING GAMES

Player	'18	'19	'20	'21	'22	'23	Career
Antonio				3	2		5
Weaver				1	3		4
Horn				2	1		3
Edwards						1	1

### 150-YARD RECEIVING GAMES

Player	'18	'19	'20	'21	'22	'23	Career
Antonio				2			2
Horn						1	1

### 10-RECEPTION GAMES

Player	'18	'19	'20	'21	'22	'23	Career
Antonio				2			2
Horn						1	1
Hunter						1	1



### Career Defensive Stats

#### TACKLES

Player	'18	'19	'20	'21	'22	'23	Career
Domineck	5	25	35	38	34	4	141
Woods				23	84	9	116
Manns			23	42	43	1	109
Silmon-Craig				41	63		104
Sanders		1	32	39	20	10	102
Slusher			6	50	28	6	99
Ward		14		26	52		92
Cokes		2		32	53	4	91
Bentley		4	14	30	20	5	73
McClendon		1	6	16	37	1	61
Harris			1	25	33		59
Alston		1	1	36	18	1	57
Brown				6	46		52
Jay			26	17			43
Ham				19	10	10	39
Tisdale			20	19			39
Payne		3		22	10		35
Smalls			7	11	14		32
Cooper				14	16		30
Hunter					20	3	23
Walker				5	6		11
Kennedy				7	1		8
Cooper						3	3
Ward						3	3
McNeill					3		3
Harris						2	2
J. Robinson					2		2
Antonio						1	1
Breedlove				1			1
Mathis						1	1
Milliner-Jones						1	1
Thomas					1		1
Wallace						1	1

#### GAMES WITH 10+ TACKLES

Player	'18	'19	'20	'21	'22	'23	Career
Woods					3		3
Manns				1	1		2
Sanders			1			1	2
Silmon-Craig					2		2
Bentley				1			1
Domineck		1					1
Ham						1	1
Slusher				1			1

#### SACKS

Player	'18	'19	'20	'21	'22	'23	Career
Domineck		1.5	4	3.5	7.5		16.5
Cokes				4	4.5		8.5
Manns			1.5	3	4		8.5
Alston		1		5	2		8
Brown				1	6		7
McClendon				3.5	3.5		7
Bentley			3.5	1	1		5.5
Payne				3.5	2		5.5
Harris				2.5	2.5		5
Silmon-Craig				1.5	1.5		3
Slusher				.5	2		2.5
Tisdale				1			1
Ward					1		1
J. Robinson					.5		.5

#### GAMES WITH AT LEAST A HALF-SACK

Player	'18	'19	'20	'21	'22	'23	Career
Domineck		2	3	5	6		16
Cokes				3	5		8
Manns			1	3	4		8
McClendon				4	4		8
Alston		1		4	2		7
Brown				1	6		7
Payne				4	2		6
Bentley			3	1	1		5
Harris				3	2		5
Silmon-Craig				2	2		4
Slusher				1	2		3
J. Robinson					1		1
Tisdale				1			1
Ward					1		1

#### TACKLES FOR LOSS

Player	'18	'19	'20	'21	'22	'23	Career
Domineck		3.5	8.5	5.5	9.5		27
Manns			3	6	6.5		15.5
Alston		1		11	3		15
Cokes				5.5	8.5		14
McClendon		.5	2	4.5	5		12
Bentley			4.5	4	3		11.5
Brown				1	10		11
Payne				5	5.5		10.5
Silmon-Craig				4.5	5.5		10
Harris				5	4.5		9.5
Slusher			1	3	5		9
Sanders			1	1	.5		2.5
Ward				1.5	1		2.5
Tisdale			1.5	.5			2
Woods					2		2
Walker					1.5		1.5
Ham				1			1
Smalls					1		1

#### GAMES WITH A TACKLE FOR LOSS

Player	'18	'19	'20	'21	'22	'23	Career
Domineck		3	6	5	7		21
Manns			3	5	7		15
Alston		1		9	3		13
Cokes				5	8		13
McClendon		1	2	4	6		13
Harris				5	6		11
Payne				5	6		11
Brown				1	8		9
Slusher			1	3	5		9
Silmon-Craig				3	5		8
Bentley			3	2	1		6
Sanders				1	3		4
Tisdale			2	1			3
Ward				2	1		3
Woods					2		2
Smalls					1		1
Walker					1		1



### Career Defensive Stats

#### INTERCEPTIONS

Player	'18	'19	'20	'21	'22	'23	Career
Sanders				4	1		5
Silmon-Craig				3	2		5
Ward					4		4
Cooper				1	2		3
Hunter					2	1	3
Jay			1	2			3
Harris				1	1		2
Slusher				2			2
Woods					1	1	2

#### PASS BREAKUPS

Player	'18	'19	'20	'21	'22	'23	Career
Ward				1	11		12
Hunter					10	1	11
Sanders			1	3	4		8
Slusher				6	1		7
Woods				1	5	1	7
Silmon-Craig				5	1		6
Cooper					4	1	5
Jay				4			4
Domineck			1	2			3
Harris				1	1		2
Cokes					1		1
Manns			1				1
McNeill					1		1
Tisdale				1			1

#### GAMES WITH MULTIPLE PASS BREAKUPS

Player	'18	'19	'20	'21	'22	'23	Career
Hunter					3		3
Sanders				2	1		3
Cooper				1			1
Slusher				1			1



## HONORS

### IN-SEASON HONORS

#### NATIONAL TEAM OF THE WEEK

CU Buffs Week 1 Cheez-It Team of the Week

#### NATIONAL COACH OF THE WEEK

Coach Prime Week 1 On3 P5 Coach of the Week

#### NATIONAL PLAYER OF THE WEEK

Shedeur Sanders Week 1 Walter Camp National Player of the Week  
 Week 1 Manning Award Stars of the Week  
 Week 1: Davey O'Brien National QB of the Week  
 Week 1: Davey O'Brien Great 8 List  
 Week 1: CFP National Performer of the Week  
 Dylan Edwards Week 1: Doak Walker National RB of the Week  
 Week 1 247 Sports National True Freshman of the Week  
 Week 1: On3 True Freshman of the Week  
 Week 1: Shaun Alexander Nat'l Freshman of the Week  
 Travis Hunter Week 1: Bronko Nagurski National Player of the Week  
 Week 1: Paul Hornung Award Player of the Week  
 Week 1: Paul Hornung Award Honor Roll  
 Week 1: PFF Flex CB of the Week

#### STATE PLAYERS OF THE WEEK

Shedeur Sanders Week 1 NFFCC Player of the Week  
 Week 1: Earl Campbell Tyler Rose Player of the Week

#### PAC-12 PLAYER OF THE WEEK

Shedeur Sanders Week 1 Offensive Player of the Week  
 Travis Hunter Week 1 Defensive Player of the Week  
 Dylan Edwards Week 1 Freshman of the Week

### PRESEASON HONORS

#### PRESEASON ALL-AMERICAN

Travis Hunter First-Team (AP, All-Purpose, Athlon; All-Purpose)  
 Second-Team (Sporting News, Athlete; Phil Steele; All-Purpose)

Dylan Edwards Freshman All-American (247 Sports)  
 Cormani McClain Freshman All-American (247 Sports, On3)

#### PRESEASON ALL-PAC-12

Jack Bailey Third-Team (OG, Phil Steele)  
 LaVonta Bentley Third-Team (LB, Phil Steele)  
 Trent Carrizosa Honorable Mention (P, SuperWest)  
 Travis Hunter First-Team (CB, Athlon, Pac-12, PFF; AP, Athlon, Lindy's, Pac-12)  
 Second-Team (CB, Phil Steele, SuperWest)  
 Honorable Mention (WR, Pac-12)  
 Jimmy Horn Jr. First-Team (KR, Athlon)  
 Second Team (KR, Phil Steele)  
 Fourth Team (WR, Athlon, Phil Steele)  
 Honorable Mention (RS, Pac-12)  
 Alton McCaskill Third-Team (RB, Athlon)  
 Cormani McClain Honorable Mention (CB, SuperWest)  
 Derrick McLendon II Fourth-Team (DL, Athlon)  
 Sav'ell Smalls Fourth-Team (DL, Athlon)  
 Mark Vasset First-Team (P, Lindy's)  
 Third-Team (P, Athlon)  
 Fourth-Team (P, Phil Steele)  
 Honorable Mention (P, Pac-12)  
 Trevor Woods Third-Team (S, PFF)  
 Fourth-Team (S, Athlon)

#### PRESEASON WATCH LISTS

Lott IMPACT Trophy Travis Hunter  
 Paul Hornung Award Travis Hunter  
 Wuerfel Trophy Joshka Gustav  
 Ray Guy Award Mark Vasset  
 Maxwell Award Shedeur Sanders  
 Doak Walker Award Alton McCaskill, Kavosiey Smoke, Sy'veon Wilkerson  
 Earl Campbell Award Alton McCaskill, Shedeur Sanders  
 Comeback POTY Alton McCaskill, Demouy Kennedy  
 Senior Bowl Gerad Christian-Lichtenhan, Brendan Gant, Derrick McClenton II, Shilo Sanders, Xavier Weaver

#### PHIL STEELE TOP DRAFT-ELIGIBLE PLAYERS

Shedeur Sanders 29 QB - Lindy's No. 4 QB  
 Kavosiey Smoke 63 RB  
 Alton McCaskill 64 RB  
 Landon Bebee 37 OG  
 Savion Washington 33 OT  
 Gerad Christian-Lichtenhan 69 OT  
 Derrick McClenton 66 DE  
 Taijh Alston 74 DE  
 Shane Cokes 79 DT  
 Mark Vasset 17 P  
 Jimmy Horn Jr. 4 KR



## HONORS

### LINDY'S SPORTS

Impact True Freshmen	Cormani McClain, Colorado
All-Coaches As Players	Deion "Coach Prime" Sanders, DB
Transfer Quarterbacks	Shedeur Sanders (No. 5)
Transfer Non-QBs	Travis Hunter (No. 1)
All-Purpose Players	Travis Hunter (No. 1)

### BLEACHER REPORT

Top Freshmen By Position	Cormani McClain, CB
--------------------------	---------------------

### On3

Top 100 College Players	Travis Hunter (No. 31)
-------------------------	------------------------

### ESPN

Top 100 College Players	Travis Hunter (No. 70)
Top 50 Newcomers	Travis Hunter (No. 1), Shedeur Sanders (3) Cormani McClain (28), Dylan Edwards (46)

### USA TODAY

Top 10 Transfers	Travis Hunter (No. 2)
------------------	-----------------------

### CBS

Top FCS To FBS Transfers	Travis Hunter (No. 1 CB, WR) Shedeur Sanders (No. 1 QB)
--------------------------	--



2023 Game-by-Game Starters

OFFENSE	WR	WR	WR	WR/TE	LT	LG	C	RG	RT	QB	RB
TCU	Hunter	Weaver	Horn	Antonio (WR)	Christian-Lichtenhan	Bailey	Wells	Wilty	Washington	She. Sanders	D. Edwards
DEFENSE	DE	DT	DT	OLB	ILB	ILB	N	CB	S	S	CB
TCU	McClendon	Cokes	Payne	Manns	Bentley	Ham	Slusher	Cooper	Shi. Sanders	Woods	Hunter

Career Games Played & Games Started

PLAYER	GP	GS	CUGP	CUGS	CGS	PLAYER	GP	GS	CUGP	CUGS	CGS	PLAYER	GP	GS	CUGP	CUGS	CGS	PLAYER	GP	GS	CUGP	CUGS	CGS
ALLEN	0	0	0	0	0	GANT	43	6	0	0	0	McCRIMMON	0	0	0	0	0	SOLOMON	0	0	0	0	0
ALSTON	29	16	1	0	0	GUSTAV	19	3	19	3	0	McGEE	13	0	1	0	0	STAUB	0	0	0	0	0
ANTONIO	17	17	1	1	1	HAM	30	5	30	5	1	McLENDON	39	13	1	1	1	STEWART	0	0	0	0	0
BAILEY	23	19	1	1	1	HANKERSON	9	1	9	1	0	McNEILL	8	0	1	0	0	STOUTMIRE	1	0	1	0	0
BEBEE	43	35	0	0	0	HARDEN	0	0	0	0	0	B. MILLER	0	0	0	0	0	T-BARROCKS	0	0	0	0	0
BENTLEY	41	3	1	1	1	HARDGE	1	0	1	0	0	O. MILLER	0	0	0	0	0	THOMAS	3	0	1	0	0
BOSCIA	1	0	1	0	0	HARRIS	25	3	1	0	0	M-JONES	1	0	1	0	0	TIDSALE	19	0	0	0	0
BREEDLOVE	11	0	1	0	0	HARRISON	25	0	25	0	0	MITCHELL	34	21	1	0	0	VASSETT	27	—	1	—	—
J. BROWN	21	10	1	0	0	HAWKINS	4	0	0	0	0	OFFERDAHL	13	1	13	1	0	WALKER	17	2	1	0	0
T. BROWN	24	13	0	0	0	HOPKINS	0	0	0	0	0	ONOVUGHE	0	0	0	0	0	WALLACE	24	1	1	0	0
CAPOLUNGO	3	0	3	0	0	HORN	24	16	1	1	1	PAGE	0	0	0	0	0	WARCHUCK	5	—	5	—	—
CARRIZOSA	9	—	0	—	—	HUNTER	9	6	1	1	1	PALAZZO	1	—	1	—	—	WARD	29	11	1	0	0
C-LICHTEN.	25	9	25	9	9	JATTA	1	0	1	0	0	PASSARELLO	9	0	9	0	0	WASEEM	0	0	0	0	0
COOKES	23	21	1	1	1	JAY	16	2	0	0	0	PAYNE	29	10	1	1	1	WASHINGTON	13	12	1	1	1
CONNOR	0	0	0	0	0	JOHNSON	0	0	0	0	0	PEARSON	0	0	0	0	0	WEAVER	39	21	1	1	1
COOPER	21	8	1	1	1	KEITH	1	0	1	0	0	POLITTE	11	—	0	—	—	WEISMAN	0	0	0	0	0
DAHLKE	6	0	6	0	0	KENNEDY	25	0	1	0	0	POSADAS	0	0	0	0	0	WELLS	12	9	12	9	4
DAWSON	5	0	1	0	0	KISTLER	1	0	1	0	0	REZNIK	3	0	3	0	0	WESTMEYER	0	0	0	0	0
DEMPSEY	0	0	0	0	0	KOPETZ	0	0	0	0	0	J. ROBINSON	7	0	0	0	0	WILKERSON	30	27	1	0	0
DOMINECK	32	14	1	0	0	KULD	0	0	0	0	0	N. ROBINSON	0	0	0	0	0	WILTY	1	1	1	1	1
C. EDWARDS	0	0	0	0	0	LANDERS	0	0	0	0	0	She. SANDERS	27	27	1	1	1	WOIDA	0	0	0	0	0
D. EDWARDS	1	1	1	1	1	MANNIS	27	27	1	1	1	Shi. SANDERS	34	16	1	1	1	WOODS	21	11	21	11	1
ELLIS	16	1	0	0	0	MAROIS	13	0	0	0	0	SAREM	0	0	0	0	0	YELVERTON	1	0	1	0	0
ESTES	0	0	0	0	0	MARSH	0	0	0	0	0	SEAVALL	0	0	0	0	0	N. YOUNG	4	0	0	0	0
ETOK	0	0	0	0	0	MATA	14	—	1	—	—	S-CRAIG	26	23	1	0	0	R. YOUNG	9	0	0	0	0
FAURIA	11	1	11	1	0	MATHIS	1	0	1	0	0	S-LAPENNA	0	0	0	0	0	ZALINSKAS	1	0	1	0	0
FEELY	1	—	1	—	—	McCASKILL	14	12	0	0	0	SLUSHER	24	16	1	1	1	2023	1,302	482	252	57	—
FINNESETH	12	0	12	0	0	McCLAIN	0	0	0	0	0	SMALLS	29	1	0	0	0	2022 Final	—	—	1,530	495	—
GAINES	13	5	0	0	0	McCOY	1	0	1	0	0	SMOKE	47	5	1	0	0						

Not Experienced? Think Again!

The transfer portal has brought CU both the least experienced team in terms of returning games played and started at CU in its history and at the same time the most experienced team when factoring in what all the transfers have done previously in their careers.

The Buffs had a combined 36 starts and 195 games played at Colorado on the roster entering the 2022 season, easily the lowest number both in CU history and in the nation for 2023. But when you factor in games played and started at other four-year institutions, the Buffs numbers of 1,245 games played and 461 games started gives the Buffs the most experienced roster in its history.

The highest number of games played on a roster at the beginning of the season was 1,080 in 2005, 165 fewer than the 2023 total. And CU's 461 games started would surpass the 2016 total of 413, the only time CU has been over the 400 games played mark.

The fewest games played entering a season at Colorado was 674 in 2012, 479 more than the 2022 number of 195, and the previous low for starts returning was 179, or 146 more than this season's total of 36.

Miscellaneous Participation Notes

Most Career Games Played, Start of Season: 1,080 (2005), 1,072 (2016), 1,027 (2017), 924 (2001)  
 Most Career Games Started, Start of Season: 412 (2016), 327 (2015), 326 (2001), 313 (2010)  
 Fewest Career Games Played, Start of Season: 195 (2023), 674 (2012), 694 (2000), 750 (2022), 752 (2019)  
 Fewest Career Games Started, Start of Season: 36 (2023), 179 (2019), 182 (2004), 193 (2018), 220 (1995)

**LAST TRUE FRESHMEN TO START:** RB Dylan Edwards (2023); S Simeon Harris, QB Owen McCown, WR Chase Sowell, WR Jordyn Tyson, OG Van Wells (2022); CB Kaylin Moore, WR Chase Penry, CB Nikko Reed, CB Tyrin Taylor, S Trevor Woods (2021).

**LAST TRUE FRESHMEN TO START AT QUARTERBACK:** Owen McCown (2022), Sefo Liufau (2013), Tyler Hansen (2008), Craig Ochs (2000). **IN A SEASON OPENER:** Has not occurred.

**LAST TRUE FRESHMEN TO START AT RUNNING BACK:** RB Dylan Edwards (2023), RB Patrick Carr (2015), Michael Adkins II (2013), Donta Abron, Christian Powell (2012); Darrell Scott (2008), Rodney Stewart (2008), Brian Lockridge (2007), Brian Calhoun (2002), Marcus Houston (2000). **IN A SEASON OPENER:** Dylan Edwards (2023); previously: Kent Kahl (1991).

**LAST REDSHIRT/YEAR 2 FRESHMEN TO START:** QB Maddox Kopp, RB Charlie Offerdahl, TE Erik Olsen (2022); OL Noah Fenske, OLB Devin Grant, QB Brendon Lewis, OT Jake Wiley (2021).

**LAST PLAYERS TO START FOR THE FIRST TIME AS A SENIOR (NON-GRADUATE TRANSFER):** DL Justin Jackson (2021); QB Sam Noyer (2020); TE Beau Bisharat, S Lucas Cooper, OLB Nu'umotu Falo, OG Jack Shutack, OLB Alex Tchangam (2019); RB Kyle Evans, S Kyle Trego (2018).

**LAST PLAYERS TO START WHILE A WALK-ON:** RB Charlie Offerdahl (2022); TE Matt Lynch (2020); TE C.J. Schmanski (2020); OG Jack Shutack (2019); FS Ryan Moeller (2014); FB Jordan Murphy (2013); WR Dusty Ebner, C Keenan Stevens (2009).



## The Last Time

### INDIVIDUAL

Kickoff Return For A Touchdown	Colorado: Opponent:	Nikko Reed vs. Utah at Salt Lake City, Nov. 26, 2021 (100 yards). Reggie Dunn, Utah in Boulder, Nov. 23, 2012 (100 yards).
Punt Return For A Touchdown	Colorado: Opponent:	Jordyn Tyson vs. Arizona State in Boulder, Oct. 29, 2022 (88 yards). Derius Davis, TCU in Boulder, Sept. 2, 2022 (60 yards).
Interception Return For A Touchdown	Colorado: Opponent:	Carson Wells vs. Arizona in Boulder, Oct. 16, 2021 (50 yards). Alex Austin, Oregon State at Corvallis, Oct. 22, 2022 (42 yards).
Fumble Return/Recovery For A Touchdown	Colorado: Opponent:	Jack Lamb vs. Washington in Boulder, Nov. 20, 2021 (88 yards). Tra'Mayne Bondurant, Arizona at Tucson, Nov. 8, 2014 (22 yards).
Blocked Punt Return For A Touchdown	Colorado: Opponent:	Trevor Woods vs. Arizona in Boulder, Oct. 16, 2021 (36 yards). Grant Perry, Michigan at Ann Arbor, Sept. 17, 2016 (6 yards).
Blocked Field Goal Return For A Touchdown	Colorado: Opponent:	Has not occurred. Max Bergen, Stanford at Palo Alto, Oct. 8, 2011 (75 yards; first-ever against Colorado)
Blocked Punt	Colorado: Opponent:	Trevor Woods vs. Arizona in Boulder, Oct. 16, 2021. Khaylan Thomas, Arizona State at Tempe, Nov. 4, 2017.
Blocked PAT Kick	Colorado: Opponent:	Terrance Lang vs. Oregon State in Boulder, Oct. 27, 2018. Jordan Jackson, Air Force in Boulder, Sept. 14, 2019 (kicker: James Stefanou)
Blocked Field Goal	Colorado: Opponent:	Terrance Lang vs. Utah at Salt Lake City, Nov. 26, 2021. Quentin Lake, UCLA in Boulder, Nov. 2, 2020 (second one in game).
Offensive Lineman To Score A Touchdown	Colorado: Opponent:	Frank Fillip (OT as a TE) vs. Utah, Nov. 26, 2022 Has not occurred.
Defensive Two-Point Conversion	Colorado: Opponent:	Greg Biekert vs. Nebraska in Boulder, Nov. 2, 1991. Has not occurred.
300 Yards Total Offense	Colorado: Opponent:	478, Shedeur Sanders, at TCU, Sept. 2, 2023 (510 pass, -32 rush) 435, Trenton Bourquet, Arizona State in Boulder, Oct. 29, 2022 (435 pass, 0 rush).
400 Yards Total Offense	Colorado: Opponent:	478, Shedeur Sanders, at TCU, Sept. 2, 2023 (510 pass, -32 rush) 435, Trenton Bourquet, Arizona State in Boulder, Oct. 29, 2022 (435 pass, 0 rush).
100 Yards Rushing	Colorado: Opponent:	108, Alex Fontenot at Southern California, Nov. 11, 2022 (20 attempts). 117, Ja'Quinden Jackson, Utah in Boulder, Nov. 26, 2022 (10 attempts).
200 Yards Rushing	Colorado: Opponent:	301, Jarek Broussard vs. Arizona at Tucson, Dec. 5, 2020 (25 attempts). 202, Mohamed Ibrahim, at Minnesota, Sept. 17, 2022 (23 attempts).
300 Yards Rushing	Colorado: Opponent:	301, Jarek Broussard vs. Arizona at Tucson, Dec. 5, 2020 (25 attempts). 327, Khalil Tate, Arizona in Boulder, Oct. 7, 2017 (14 carries).
Three Touchdowns Rushing	Colorado: Opponent:	3, Jarek Broussard vs. UCLA in Boulder, Nov. 7, 2020. 3, Ja'Quinden Jackson, Utah in Boulder, Nov. 26, 2022.
Four Touchdowns Rushing	Colorado: Opponent:	4, Michael Adkins II vs. Charleston Southern in Boulder, Oct. 19, 2013. 4, Khalil Tate, Arizona in Boulder, Oct. 7, 2017.
Two 100-Yard Rushers	Colorado: Opponent:	Phillip Lindsay (31-144) and Sefo Liufau (23-108) vs. Washington State in Boulder, Nov. 19, 2016. Tavion Thomas (25-142) and T.J. Pledger (13-103), Utah at Salt Lake City, Nov. 26, 2021.
Three 100-Yard Rushers	Colorado: Opponent:	Jon Keyworth (18-124), Paul Arendt (23-116) and Ward Walsh (15-101), vs. Air Force at USAFA, Nov. 21, 1970. David Overstreet (18-258), Darrell Shepard (3-151) and George Rhymes (9-110), Oklahoma in Boulder, Oct. 4, 1980.
300 Yards Passing	Colorado: Opponent:	510, Shedeur Sanders, at TCU, Sept. 2, 2023 (38-of-47) 435, Trenton Bourquet, Arizona State in Boulder, Oct. 29, 2022 (32-of-43).
400 Yards Passing	Colorado: Opponent:	510, Shedeur Sanders, at TCU, Sept. 2, 2023 (38-of-47) 435, Trenton Bourquet, Arizona State in Boulder, Oct. 29, 2022 (32-of-43).
500 Yards Passing	Colorado: Opponent:	510, Shedeur Sanders, at TCU, Sept. 2, 2023 (38-of-47) Has never happened.
Three Touchdowns Passing	Colorado: Opponent:	3, Brendon Lewis vs. Oregon State in Boulder, Nov. 6, 2021. 3, Cameron Rising, Utah in Boulder, Nov. 26, 2022.
Four Touchdowns Passing	Colorado: Opponent:	4, Shedeur Sanders, at TCU, Sept. 1, 2023 6, Jayden de Laura, Arizona at Tucson, Oct. 1, 2022
Five Touchdowns Passing	Colorado: Opponent:	7, Sefo Liufau vs. California at Berkeley, Sept. 27, 2014 (school record). 6, Jayden de Laura, Arizona at Tucson, Oct. 1, 2022
Three Interceptions Thrown	Colorado: Opponent:	4, Steven Montez vs. Oregon at Eugene, Oct. 11, 2019. 3, Ryan Burns, Stanford at Palo Alto, Oct. 22, 2016.
Four Interceptions Thrown	Colorado: Opponent:	4, Steven Montez vs. Oregon at Eugene, Oct. 11, 2019. 4, Graham Harrell, Texas Tech at Lubbock, Oct. 27, 2007.
10 Receptions	Colorado: Opponent:	11, Travis Hunter & Jimmy Horn Jr., at TCU, Sept. 2, 2023. 12, Jacob Cowing, Arizona at Tucson, Oct. 1, 2022 (180 Yards)
100 Yards Receiving	Colorado: Opponent:	135, Dylan Edwards; 119, Travis Hunter; 118, Xavier Weaver & 117, Jimmy Horn, Jr., at TCU, Sept. 2, 2023. 102, Dalton Kincaid, Utah in Boulder, Nov. 26, 2022.
200 Yards Receiving	Colorado: Opponent:	211, Laviska Shenault vs. Colorado State in Denver, Aug. 31, 2018 (11 receptions). 208, Ryan Broyles, Oklahoma at Norman, Oct. 30, 2010 (9 receptions).
Two Touchdowns Receiving	Colorado: Opponent:	3, Dylan Edwards, at TCU, Sept. 2, 2023 3, Jaylin Conyers, Arizona State in Boulder, Oct. 29, 2022.
Three Touchdowns Receiving	Colorado: Opponent:	3, Dylan Edwards at TCU, Sept. 2, 2023. 3, Jaylin Conyers, Arizona State in Boulder, Oct. 29, 2022.
Two 100-Yard Receivers	Colorado: Opponent:	Dylan Edwards (5-135), Travis Hunter (11-119), Jimmy Horn Jr. (11-117) and Xavier Weaver (6-118), at TCU, Sept. 2, 2023 Elijah Badger (8-137) and Jaylin Conyers (6-108), Arizona State in Boulder, Oct. 29, 2022.
Three 100-Yard Receiving	Colorado: Opponent:	Dylan Edwards (5-135), Travis Hunter (11-119), Jimmy Horn Jr. (11-117) and Xavier Weaver (6-118), at TCU, Sept. 2, 2023 3, Jaylin Conyers, Arizona State in Boulder,.
Four 100-Yard Receivers	Colorado: Opponent:	Dylan Edwards (5-135), Travis Hunter (11-119), Jimmy Horn Jr. (11-117) and Xavier Weaver (6-118), at TCU, Sept. 2, 2023 Elijah Badger (8-137) and Jaylin Conyers (6-108), Arizona State in Boulder, Oct. 29, 2022.
100-Yard Rusher & Receiver	Colorado: Opponent:	Deion Smith (24-111 rushing) & Jordyn Tyson (5-115 receiving) vs. Arizona State, Oct. 29, 2022. Ja'Quinden Jackson (10-117 rushing) & Dalton Kincaid (6-102 receiving) Utah, Nov. 26, 2022.



## The Last Time

### INDIVIDUAL, Cont.

100-Yard Rusher & Receiver (same player)	Colorado:	Cortlen Johnson (27-172 rushing; 6-105 receiving), vs. Iowa State at Ames, Nov. 10, 2001.
	Opponent:	Has not occurred.
Four Touchdowns In A Game	Colorado:	4, Dylan Edwards, at TCU, Sept. 2, 2023
	Opponent:	4, Khalil Tate, Arizona in Boulder, Oct. 7, 2017 (4 rushing).
Four Field Goals In A Game	Colorado:	4, Will Oliver vs. Colorado State in Denver, Sept. 1, 2013.
	Opponent:	4, Dario Longhetto, California at Berkeley, Oct. 23, 2021.
50-Yard Field Goal	Colorado:	56, Cole Becker vs. Utah at Salt Lake City, Nov. 26, 2021 (at home: Becker vs. Oregon State in Boulder, Nov. 6, 2021).
	Opponent:	54, Matthew Dapore, at Air Force, Sept. 10, 2022..
Two Interceptions In A Game	Colorado:	2, Mikial Onu vs. Colorado State in Denver, Aug. 30, 2019.
	Opponent:	2, Christian Gonzalez, Oregon in Boulder, Nov. 5, 2022.
Three Interceptions In A Game	Colorado:	3, Terrence Wheatley vs. Texas Tech at Lubbock, Oct. 27, 2007.
	Opponent:	3, Philip Thomas, Fresno State at Fresno, Sept. 15, 2012.
Four Interceptions In A Game	Colorado:	Has not occurred.
	Opponent:	4, Frank Nelson, Utah at Salt Lake City, Nov. 2, 1946.
Three Quarterback Sacks In A Game	Colorado:	3 (for 10 yards), Nate Landman vs. San Diego State in Boulder, Nov. 28, 2020.
	Opponent:	3 (for 28 yards) Laiatu Latu, UCLA, Sept. 24, 2022.
Four Quarterback Sacks In A Game	Colorado:	4½ (for 46), Ron Woolfork vs. Iowa in Boulder, Sept. 26, 1992.
	Opponent:	4 (for 31 yards), Vilas Fauonuku, Utah at Salt Lake City, Nov. 28, 2015.

### TEAM

Shut Out (Defensive)	Colorado:	Game:	34-0, vs. Arizona in Boulder, Oct. 16, 2021.
		Through 3rd Qtr:	27-0, vs. Arizona in Boulder, Oct. 16, 2021.
		At Half:	3-0 vs. California in Boulder, Oct. 15, 2022..
	Opponent:	Game:	0-30, by Minnesota in Boulder, Sept. 18, 2021.
		Through 3rd Qtr:	0-42, by Minnesota in Boulder, Sept. 18, 2021.
		At Half:	0-42, by Utah in Boulder, Nov. 26, 2022.
Safety	Colorado:	vs. Oregon in Boulder, Oct. 22, 2011 (Terrel Smith tackled Cliff Harris in end zone).	
	Opponent:	by Stanford at Palo Alto, Oct. 22, 2016 (Sefo Liufau ran out of back of end zone).	
Held To No Offensive Touchdowns	Colorado:	by Utah at Salt Lake City, Nov. 26, 2021.	
	Opponent:	Arizona in Boulder, Oct. 16, 2021; San Diego State in Boulder, Nov., 28, 2020; Texas State in Boulder, Sept. 9, 2017.	
30 First Downs In A Game	Colorado:	30, vs. TCU, Sept. 23, 2023	
	Opponent:	33, by Utah in Boulder, Nov. 26, 2022.	
Held Under 10 First Downs	Colorado:	8, at Air Force, Sept. 10, 2022.	
	Opponent:	7, vs. Arizona State in Boulder, Oct. 15, 2016.	
500 Yards Total Offense In A Game	Colorado:	565, at TCU, Sept. 17, 2023 (510 passing, 30 rushing).	
	Opponent:	662 by Utah in Boulder, Nov. 26, 2022 (383 rush, 279 pass).	
600 Yards Total Offense In A Game	Colorado:	603, vs. Washington State in Boulder, Nov. 19, 2016 (258 rush, 345 pass).	
	Opponent:	662 by Utah in Boulder, Nov. 26, 2022 (383 rush, 279 pass).	
Held Under 200 Yards Total Offense In A Game	Colorado:	185, by Utah in Boulder, Nov. 26, 2022 (62 rush, 123 pass).	
	Opponent:	155, San Diego State in Boulder, Nov. 28, 2020 (79 rush, 76 pass).	
Held Under 100 Yards Total Offense In A Game	Colorado:	63, by Minnesota in Boulder, Sept. 18, 2021. (-19 rush, 82 pass).	
	Opponent:	96, Idaho State in Boulder, Sept. 10, 2016 (29 rush, 67 pass).	
300 Yards Rushing In A Game	Colorado:	407, vs. Arizona at Tucson, Dec. 5, 2020.	
	Opponent:	383 by Utah in Boulder, Nov. 26, 2022.	
400 Yards Rushing In A Game	Colorado:	407, vs. Arizona at Tucson, Dec. 5, 2020.	
	Opponent:	435 at Air Force, Sept. 10, 2022.	
500 Yards Rushing In A Game	Colorado:	502, vs. Missouri in Boulder, Nov. 11, 2000.	
	Opponent:	516, by Missouri at Columbia, Oct. 6, 1984.	
Held Under 100 Yards Rushing In A Game	Colorado:	64, by Utah at Salt Lake City, Nov. 26, 2021 (32 attempts; included four sacks for 32 yards).	
	Opponent:	35, by Valifornia in Boudler, Oct. 15, 2022 (22 attempts, includes two sacks for 16 yards).	
400 Yards Passing In A Game	Colorado:	510 vs. TCU, Sept. 2, 2023.	
	Opponent:	435 by Arizona State, Oct. 29, 2022.	
500 Yards Passing In A Game	Colorado:	533, vs. NE Louisiana in Boulder, Sept. 16, 1995.	
	Opponent:	523, by Fresno State at Honolulu, Dec. 25, 1993 (Aloha Bowl; only time ever vs. Colorado)	
Held Under 100 Yards Passing In A Game	Colorado:	90, at Minnesota, Sept. 17, 2022.	
	Opponent:	8, at Air Force, Sept. 10, 2022	
Averaged Over Eight Yards Per Play	Colorado:	9.17, vs. Colorado State in Denver, Aug. 31, 2018 (65-596).	
	Opponent:	9.88, by Utah, Nov. 26, 2022 (67-622)	
Held Under Three Yards Per Play	Colorado:	2.69, by Utah at Salt Lake City, Nov. 26, 2021 (55-148).	
	Opponent:	2.63, vs. San Diego State in Boulder, Nov. 28, 2020 (59-155).	
Four Interception Game	Colorado:	4, vs. Texas Tech at Lubbock, Oct. 27, 2007	
	Opponent:	4, by Oregon at Eugene, Oct. 11, 2019.	
Five Interception Game	Colorado:	5, vs. Texas Tech at Lubbock, Nov. 1, 2003.	
	Opponent:	5, by Oklahoma in Boulder, Oct. 17, 1992.	
Six Quarterback Sacks	Colorado:	6 (for 33 yards), vs. Nebraska in Boulder, Sept. 7, 2019.	
	Opponent:	6 (for 36 yards, by California at Berkeley, Oct. 23, 2021.	
Forced Six (Five) Lost Opponent Fumbles	Colorado:	6, vs. Kansas State in Boulder, Oct. 22, 1983 (5 vs. Nebraska in Boulder, Nov. 26, 1999)	
	Opponent:	6, by Nebraska at Lincoln, Oct. 25, 1975 (5 by Oklahoma State at Stillwater, Nov. 8, 1980).	
Forty-Minute Time of Possession Game	Colorado:	41:05, vs. UCLA at Pasadena, Oct. 31, 2015.	
	Opponent:	40:13, by Minnesota in Boulder, Sept. 18, 2021.	
Turnover-Free Game	Colorado:	vs. Utah in Boulder, Nov. 26, 2022.	
	Opponent:	by Oregon in Boulder, Nov. 5, 2022	
Did Not Put	Colorado:	vs. Iowa State in Boulder, Nov. 19, 1994.	
	Opponent:	by Oregon at Eugene, Oct. 30, 2021 (just third time since 1983; Baylor in 2010; Washington in 2013).	



# 2 Shedeur Sanders

Jr. • QB

# 3 Omarion Cooper

Jr. • CB

### CAREER STATS

	GP/GS	COMP	ATT	PCT	YDS	TD	INT	LG	CAR	YDS	AVG	TD
2021 (JSU)	13/13	272	413	.658	3,231	30	8	74	103	-17	-0.1	3
2022 (JSU)	13/13	344	488	.705	3,752	40	6	85	85	174	2.0	6
2023 (CU)	1/1	38	47	.808	510	4	0	75	5	-32	-6.4	0
TOTALS	27/27	654	948	.689	7,493	74	14	85	193	125	0.64	9

### GAME-BY-GAME STATS

#### 2021 (Jackson State)

	GP/GS	COMP	ATT	PCT	YDS	TD	INT	LG	CAR	YDS	AVG	TD
FAMU	Y	18	24	.750	221	0	0	32	10	-13	-1.3	1
TSU	Y	30	40	.750	362	3	0	67	7	-9	-1.3	0
@ULM	Y	28	41	.683	259	1	1	24	9	-5	-1.8	0
Delta St.	Y	25	36	.694	251	3	0	31	6	-36	-6.0	0
@Ala. A&M	Y	17	24	.708	249	4	0	39	6	58	9.7	1
Ala St	Y	17	29	.586	201	2	0	36	6	-8	-1.3	0
BCookman	Y	18	25	.720	309	4	0	39	11	-41	-3.7	1
MVSUFB	Y	18	31	.581	257	3	2	74	4	-9	-2.3	0
T. Southern	Y	25	41	.610	305	3	0	42	3	10	3.3	0
@ Southern	Y	24	31	.774	260	2	2	50	11	38	3.5	0
Alcorn St.	Y	28	39	.718	297	3	0	31	7	23	3.3	0
Prairie View	Y	8	16	.500	85	1	1	19	9	-7	-0.8	0
S.C. State	Y	16	36	.444	175	1	2	30	14	-18	0.6	0

#### 2022 Jackson State

	GP/GS	COMP	ATT	PCT	YDS	TD	INT	LG	CAR	YDS	AVG	TD
FAMU	Y	29	33	.879	323	5	0	37	7	17	2.4	2
Tenn. State	Y	30	44	.682	276	1	0	27	4	-3	-0.8	2
Grambling	Y	22	34	.647	357	4	0	86	9	20	2.2	0
Miss. Valley	Y	40	51	.784	438	4	1	64	4	15	3.8	2
at Ala. St.	Y	30	46	.652	332	3	1	35	8	13	1.6	2
B-Cookman	Y	36	48	.750	272	5	2	34	6	33	5.5	2
Campbell	Y	23	31	.742	233	1	1	48	4	7	1.8	2
Southern	Y	18	33	.545	194	1	0	26	8	52	6.5	0
at Tx Southern	Y	24	31	.774	257	3	0	38	7	-6	-0.9	1
Ala. A&M	Y	14	25	.560	185	4	0	35	6	30	5.0	0
at Alcorn	Y	18	29	.621	216	1	1	32	8	-19	-2.4	0
Southern	Y	30	43	.698	320	4	0	41	5	16	3.2	0
N.C. Central	Y	30	40	.750	349	4	0	85	9	-1	-0.1	1

#### 2023 Colorado

	GP/GS	COMP	ATT	PCT	YDS	TD	INT	LG	CAR	YDS	AVG	TD
@TCU	Y	38	47	.808	510	4	0	75	5	-32	-6.4	0

### CAREER HIGHS

	Overall	At CU
Pass Yards	510 vs. TCU, 9/2/23	510 vs. TCU, 9/2/23
Completions	40 vs. MVSU, 9/24/22	38 vs. TCU, 9/2/23
Attempts	51 vs. MVSU, 9/24/22	47 vs. TCU, 9/2/23
Pass TDs	5, 2X, B-Cook. 10/15/22	4 vs. TCU, 9/2/23
Rushes	11, 2X, Alcorn, 11/20/21	
Rush Yards	52, Southern, 10/29/22	
Rush TDs	2, 2X, Southern, 10/29/22	

### CAREER STATS

	GP	UT-AT—TT	TFL	Sacks	FF	FR	Int	QBH	PBU
2021 (FSU)	10	16-6—22	0-0	0-0	0	0	2-(-2)	0	4
2022 (FSU)	11	11-4—15	0-0	0-0	1	0	1-(0)	0	0
2023 (CU)	1	3-0—3	0-0	0-0	0	0	0-(0)	0	1
TOTALS	22	30-10—40	0-0	0-0	1	0	3-(-2)	0	5

### GAME-BY-GAME-STATS

#### 2021 (Florida State)

	GP	UT-AT—TT	TFL	Sacks	FF	FR	Int	QBH	PBU
Louisville	Y	0-1—1	0-0	0-0	0	0	0-(0)	0	0
Syracuse	Y	0-2—2	0-0	0-0	0	0	0-(0)	0	0
MASS	Y	1-3—4	0-0	0-0	0	0	0-(0)	0	0
@Clemson	Y	0-0—0	0-0	0-0	0	0	1-(0)	0	0
NC State	Y	1-1—2	0-0	0-0	0	0	0-(0)	0	0
Miami (FL)	Y	1-2—3	0-0	0-0	0	0	1-(-2)	0	4
@ BC	Y	0-2—2	0-0	0-0	0	0	0-(0)	0	0
@ Florida	Y	3-5—8	0-0	0-0	0	0	0-(0)	0	0

#### 2022 (Florida State)

	GP	UT-AT—TT	TFL	Sacks	FF	FR	Int	QBH	PBU
LSU	Y	4-0—4	0-0	0-0	0	0	0-(0)	0	0
@Louisville	Y	0-0—0	0-0	0-0	0	0	0-(0)	0	0
BC	Y	0-0—0	0-0	0-0	0	0	1-(0)	0	0
Wake Forest	Y	2-1—3	0-0	0-0	0	0	0-(0)	0	0
@ NC State	Y	1-1—2	0-0	0-0	0	0	0-(0)	0	0
Clemson	Y	2-1—3	0-0	0-0	0	0	0-(0)	0	0
Georgia Tech	Y	0-0—0	0-0	0-0	0	0	0-(0)	0	0
@Miami (FL)	Y	0-0—0	0-0	0-0	0	0	0-(0)	0	0
@ Syracuse	Y	0-0—0	0-0	0-0	0	0	0-(0)	0	0
Louisiana	Y	0-0—0	0-0	0-0	0	0	0-(0)	0	0
Florida	Y	0-1—1	0-0	0-0	0	0	0-(0)	0	0
Oklahoma	Y	2-0—2	0-0	0-0	1	0	0-(0)	0	0

#### 2023 (Colorado)

	GP	UT-AT—TT	TFL	Sacks	FF	FR	Int	QBH	PBU
@TCU	Y	3-0—3	0-0	0-0	0	0	0-(0)	0	0

### CAREER HIGHS

	Overall	At CU
Solo Tackles	4, LSU, 9/04/22	3, TCU, 9/2/23
Ast Tackles	3, Florida, 11/27/21	
Total Tackles	5, Florida, 9/27/21	
Pass Breakups	4, Miami (FL), 11/13/21	1, TCU, 9/2/23
Force Fumble	1, Oklahoma, 12/29/22	
Interceptions	1, 2X, B-College, 9/24/22	



# 3 Dylan Edwards

Fr. • RB

# 4 Travis Jay

Jr. • CB

## CAREER STATS

	GPRush	Yds	avg.	TD	Rec	Yds	TD	
2023 (CU)	1	6	24	4	1	5	135	3
Totals	1	6	24	4	1	5	135	3

## GAME-BY-GAME-STATS

### 2023 Colorado

	Rush	Yds	Avg.	TD	Rec	Yds	TD
@TCU	6	24	4	1	5	135	3

# 4 Javon Antonio

Gr. • WR

## CAREER STATS

	GP	Rec	Yds	Avg.	TD
2021 (NWS)	5	31	521	16.8	4
2022 (NWS)	11	64	684	10.7	6
2023 (TCU)	1	0	0	0	0
Totals	17	95	1,205	12.7	10

## GAME-BY-GAME STATS

### 2021 (Northwestern State)

	REC	Yds	Avg.	TD
Nicholls	1	7	7	0
McNeese	6	103	17.2	0
@ Lamar	3	29	9.7	1
S-Houston	10	190	19	1
@ UIW	11	192	17.5	2

### 2022 (Northwestern State)

	REC	Yds	Avg.	TD
@ Montana	6	42	7	0
Grambling	6	32	5.3	0
@ S-Miss	3	33	11	1
Lamar	9	127	14.1	1
Micholls	9	132	14.7	2
@ E-Illinois	7	71	10.1	0
@H-Christian	8	91	11.4	0
SE Mo. St.	4	46	11.5	1
Tx A&M Com	2	45	22.5	1
@ SE La.	2	7	3.5	2
UIW	8	57	7.1	2

### 2023 Colorado

	REC	Yds	Avg.	TD
@TCU	0	0	0	0

## CAREER HIGHS

### CAREER HIGHS Overall

Receptions	11, UIW, 4/10/21
Rec. Yards	192, UIW, 4/10/21
Avg. YPC	17.5, UIW, 4/10/21
Rec. TD	2, 4X, UIW, 11/19/22
Long. Rec.	49, Lamar, 9/24/22

At CU

## CAREER STATS

	GP	Solo	AST	TOT	TFL	SCK	FF	FR	INT	QBH	PBU	SF
2020 (FSU)	9	17	9	26	0	0	1	0	1	0	0	0
2021 (FSU)	10	11	6	17	0	0	0	0	2	0	4	0
TOTALS	19	28	15	43	0	0	1	0	3	0	4	0

## GAME-BY-GAME-STATS

### 2020 (Florida State)

	SOLO	AST	TOT	TFL	SCK	YDS	FF	FR	INT	QBH	PBU	SF
GA. Tech	1	0	1	0	0	0	0	0	0	0	0	0
@ Miami	6	1	7	0	0	0	1	0	0	0	0	0
Jville St.	0	0	0	0	0	0	0	0	0	0	0	0
@N-Dame	0	0	3	0	0	0	0	0	0	0	0	0
@ NC	3	4	7	0	0	0	0	0	0	0	0	0
@Louisville	0	2	2	0	0	0	0	0	0	0	0	0
Pitt	0	0	0	0	0	0	0	0	0	0	0	0
@NC State	5	1	6	0	0	0	0	0	0	0	0	0
@ Duke	2	1	3	0	0	0	0	0	1	0	0	0

### 2021 (Florida State)

	SOLO	AST	TOT	TFL	SCK	YDS	FF	FR	INT	QBH	PBU	SF
Notre Dame	1	0	1	0	0	0	0	0	1	0	1	0
Jville St.	4	1	5	0	0	0	0	0	0	0	1	0
@W-Forest	1	2	3	0	0	0	0	0	0	0	0	0
Louisville	4	2	6	0	0	0	0	0	0	0	1	0
Syracuse	0	0	0	0	0	0	0	0	1	0	0	0
@NC	1	0	1	0	0	0	0	0	0	0	0	0
Mass	0	0	0	0	0	0	0	0	0	0	0	0
@Clemson	0	1	1	0	0	0	0	0	0	0	0	0
Miami (FL)	0	0	0	0	0	0	0	0	0	0	0	0
@Florida	0	0	0	0	0	0	0	0	0	0	0	0

## CAREER HIGHS

### CAREER HIGHS Overall

Solo Tackles	6, Miami, 9/26/20
Ast Tackles	4, North Carolina, 10/27/20
Total Tackles	7, 2X, North Carolina, 10/27/20
Pass Breakups	1, 3X, Louisville, 9/25/21
Force Fumble	1, Miami, 11/13/21
Interceptions	1, 2X, Syracuse, 10/2/21

At CU



# 5 Jimmy Horn Jr.

Jr. • WR

## CAREER STATS

	GP	Rec	Yds	avg.	TD	Rush	Yds	TD	KR	Yds	TD
2021 (SF)	12	30	408	13.6	1	5	12	0	9	114	0
2022 (SF)	11	37	551	14.9	3	9	95	1	7	209	1
2023 (CU)	1	11	117	10.6	1	0	0	0	0	0	0
Totals	24	78	1,076	13.8	5	14	107	1	16	323	1

## GAME-BY-GAME-STATS

### 2021 South Florida

	REC	Yds	Avg.	TD	Rush	Yds	TD	KR	YDS	TD
@ NC State	0	0	0	0	1	-5	0	2	17	0
Florida	1	4	4	0	0	0	0	1	12	0
Florida A&M	3	18	6	0	0	0	0	0	0	0
@ BYU	0	0	0	0	0	0	0	1	5	0
@ SMU	5	102	20.4	0	0	0	0	0	0	0
Tulsa	0	0	0	0	0	0	0	2	47	0
Temple	7	56	8	0	0	0	0	0	0	0
@ E-Carolina	1	3	3	0	2	9	0	1	15	0
Houston	2	34	17	0	1	9	0	0	0	0
Cincinnati	5	108	21.6	1	1	-1	0	0	0	0
@ Tulane	3	28	9.3	0	0	0	0	2	18	0
@ UCF	3	55	18.3	0	0	0	0	0	0	0

### 2022 South Florida

	REC	Yds	Avg.	TD	Rush	Yds	TD	KR	YDS	TD
BYU	2	10	5	0	1	12	0	1	89	1
Howard	2	52	26	0	0	0	0	1	32	0
@ Florida	0	0	0	0	0	0	0	0	0	0
East Carolina	8	180	22.5	2	1	10	0	0	0	0
@ Cincinnati	1	2	2	0	2	10	0	0	0	0
Tulane	5	98	19.6	1	1	2	0	0	0	0
@ Houston	4	39	9.8	0	1	-6	0	0	0	0
@ Temple	1	18	18	0	2	51	1	0	0	0
SMU	3	60	20	0	0	0	0	1	20	0
@ Tulsa	6	42	7	0	0	0	0	4	68	0
UCF	5	50	10	0	1	16	0	0	0	0

### 2023 Colorado

	REC	Yds	Avg.	TD	Rush	Yds	TD	PR	YDS	TD
@ TCU	11	117	10.6	1	0	0	0	1	2	0

## CAREER HIGHS

CAREER HIGHS	Overall	At CU
Receptions	11, TCU, 9/2/23	11, TCU, 9/2/23
Rec. Yards	180, East Carolina, 10/1/22	117, TCU, 9/2/23
Avg. YPC	22.5, East Carolina, 10/1/22	10.6, TCU, 9/2/23
Rec. TD	2, East Carolina 10/1/22	1, TCU, 9/2/23
Long. Rec.	91, East Carolina, 10/1/22	26, TCU, 9/2/23

# 6 Tar'Varish Dawson Jr.

So. • WR

## CAREER STATS

	GP	Rec	Yds	avg.	TD	Rush	Yds	TD
2022 (Aub)	2	2	30	15	0	2	10	0
2023 (CU)	1	3	9	3	0	0	0	0
Totals	3	5	39	7.8	0	2	10	0

## GAME-BY-GAME-STATS

### 2022 Auburn

	REC	Yds	Avg.	TD	Rush	Yds	TD
SJSU	1	22	22	0	1	4	0
Mercer	1	8	8	0	1	6	0

### 2022 Colorado

	REC	Yds	Avg.	TD	Rush	Yds	TD
@ TCU	3	9	3	0	0	0	0

## CAREER HIGHS

CAREER HIGHS	Overall	At CU
Receptions	1, 2X, SJSU, 9/10/22	3, TCU, 9/2/23
Rec. Yards	22, SJSU, 9/10/22	9, TCU, 9/2/23
Avg. YPC	22, SJSU, 9/10/22	3, TCU, 9/2/23
Long. Rec.	22, SJSU, 9/10/22	6, TCU, 9/2/23

# 7 Jaylen Ellis

Jr. • WR

## CAREER STATS

	GP	Rec	Yds	avg.	TD	Rush	Yds	TD
2020 (Bay)	8	2	41	20.5	0	0	0	0
2021 (Bay)	1	1	3	3	0	0	0	0
2022 (Bay)	5	3	154	51.3	1	0	0	0
Totals	14	6	198	33	1	0	0	0

## GAME-BY-GAME-STATS

### 2020 Baylor

	REC	Yds	Avg.	TD	Rush	Yds	TD
Kansas	0	0	0	0	0	0	0
@ WV	0	0	0	0	0	0	0
TCU	0	0	0	0	0	0	0
@ Iowa St	0	0	0	0	0	0	0
@ Tx. Tech	0	0	0	0	0	0	0
Kansas St	0	0	0	0	0	0	0
@ Oklahoma	1	39	39	0	0	0	0
Oklahoma St	1	2	2	0	0	0	0

### 2021 Baylor

	REC	Yds	Avg.	TD	Rush	Yds	TD
WV	1	3	3	0	0	0	0

### 2022 Baylor

	REC	Yds	Avg.	TD	Rush	Yds	TD
Albany	1	50	50	0	0	0	0
@ BYU	0	0	0	0	0	0	0
Texas State	0	0	0	0	0	0	0
@ Texas	1	47	47	1	0	0	0
Air Force	1	57	57	0	0	0	0

## CAREER HIGHS

CAREER HIGHS	Overall	At CU
Receptions	1, 6X, AF, 12/22/22	
Rec. Yards	57, AF, 12/22/22	
Long. Rec.	57, AF, 12/22/22	



# 7 Cam'Ron Silmon-Craig

Jr. • S

### CAREER STATS

	GP	UT-AT—TT	TFL	Sacks	FF	FR	Int	QBH	PBU
2021 (JSU)	12	28-13—41	2.5-13	1.5-7	1	1	3-(11)	2	5
2022 (JSU)	13	37-26—63	5.5-24	1.5-14	0	1	2-(0)	1	1
TOTALS	25	65-39—104	0-0	0-0	1	2	5-(11)	3	6

### GAME-BY-GAME-STATS

2021 (Jackson State)

	SOLO	AST	TOT	TFL	SCK	YDS	FF	FR	INT	QBH	PBU	SF
Tenn. State	2	1	3	0	0	0	0	0	0	0	2	0
@ ULM	1	0	1	0	0	0	0	0	0	0	1	0
Delta St.	2	0	2	0	0	0	0	0	0	0	0	0
@ Ala. A&M	0	0	0	0	0	0	0	0	0	0	1	0
Ala. State	2	1	3	0	0	0	0	0	0	0	0	0
B-Cookman	4	0	4	1	1	4	0	0	1	0	1	0
@MVSU	3	3	6	.5	.5	3	0	0	0	1	0	0
Tx. Southern	4	0	4	0	0	0	0	0	0	0	0	0
@ Southern	2	3	5	0	0	0	0	0	0	0	0	0
PV A&M	2	2	4	0	0	0	0	0	2	1	0	0
SC State	6	3	9	1	0	0	1	0	0	0	0	0

2022 (Jackson State)

	SOLO	AST	TOT	TFL	SCK	YDS	FF	FR	INT	QBH	PBU	SF
Florida A&M	2	3	5	1	1	11	0	0	0	0	0	0
Ten. St.	7	4	11	1.5	0	0	0	0	0	0	0	0
Grambling	1	0	1	0	0	0	0	1	1	0	0	0
Miss. Valley	4	2	6	0	0	0	0	0	0	1	0	0
@ Ala. St.	2	1	3	1	0	0	0	0	0	0	0	0
B-Cookman	2	0	2	0	0	0	0	0	0	0	1	0
Campbell	1	0	1	0	0	0	0	0	0	0	0	0
Southern	4	1	5	0	0	0	0	0	0	0	0	0
@Tx. South.	7	4	11	0	0	0	0	0	0	0	0	0
Ala. A&M	3	3	6	1.5	0	0	0	0	0	0	0	0
@ Alcorn	0	3	3	0.5	0.5	3	0	0	0	0	0	0
Southern	4	2	6	0	0	0	0	0	1	0	0	0
N.C. Central	0	3	3	0	0	0	0	0	0	0	0	0

### CAREER HIGHS

#### CAREER HIGHS Overall

At CU

Solo Tackles	7, 2X, Texas Southern, 11/5/22
Ast Tackles	4, 2X, Texas Southern, 11/5/22
Total Tackles	11, 2X, Texas Southern, 11/5/22
Pass Breakups	2, Tennessee State, 9/11/21
Interceptions	1, 5X, Southern, 12/3/22

# 8 Kavosiey Smoke

Gr. • RB

### CAREER STATS

	GPRush	Yds	avg.	TD	Rec	Yds	TD
2018 (Kent)	2	4	45	11.25	1	0	0
2019 (Kent)	13	101	616	6.1	6	2	26
2020 (Kent)	7	47	229	4.9	1	5	25
2021 (Kent)	11	73	385	5.3	3	1	17
2022 (Kent)	12	59	277	4.7	1	3	30
Totals	45	284	1,552	5.5	12	11	98

### GAME-BY-GAME-STATS

2018 Kentucky

	Rush	Yds	Avg.	TD	Rec	Yds	TD
@ Louisville	4	45	11.3	1	0	0	0
@ Penn St.	0	0	0	0	0	0	0

2019 Kentucky

Toledo	7	78	11.1	1	0	0	0
E-Michigan	11	92	8.4	1	0	0	0
Florida	16	81	5.1	0	1	-2	0
@ Miss. St	10	25	2.5	1	0	0	0
@ SC	2	7	3.5	0	0	0	0
Arkansas	11	45	4.1	0	0	0	0
@ Georgia	1	5	5	0	0	0	0
Missouri	3	8	2.7	1	0	0	0
Tennessee	8	58	7.3	1	0	0	0
@ Vanderbilt	15	95	6.3	1	1	28	0
UT Martin	11	40	3.6	0	0	0	0
Louisville	2	75	37.5	0	0	0	0
Virginia Tech	4	7	1.8	0	0	0	0

2020 Kentucky

@ Auburn	7	62	8.9	1	2	10	0
Ole Miss	5	29	5.8	0	0	0	0
Georgia	0	0	0	0	1	6	0
Vanderbilt	3	20	6.7	0	1	9	0
@ Alabama	9	26	2.9	0	1	0	0
@ Florida	14	47	3.4	0	0	0	0
NC State	9	45	5	0	0	0	0

2021 Kentucky

ULM	5	26	5.2	0	0	0	0
Missouri	8	39	4.9	0	0	0	0
Chatt.	7	27	3.9	0	0	0	0
@ SC	9	50	5.6	1	1	17	0
Florida	4	17	4.3	0	0	0	0
LSU	12	104	8.7	0	0	0	0
@ Georgia	5	14	2.8	0	0	0	0
@ Miss State	8	19	2.4	0	0	0	0
Tennessee	11	53	4.8	1	0	0	0
@ Vanderbilt	1	1	1	0	0	0	0
NM State	3	35	11.7	1	0	0	0

2022 Kentucky

Miami (OH)	7	32	4.6	0	2	16	0
@ Florida	14	80	5.7	0	0	0	0
Youngstown	18	66	3.7	1	1	14	0
NIU	12	85	7.1	0	0	0	0
@ Ole Miss	2	6	3	0	0	0	0
SC	0	0	0	0	0	0	0
Miss State	3	6	2	0	0	0	0
@ Tennessee	0	0	0	0	0	0	0
@ Missouri	3	2	.7	0	0	0	0
Vanderbilt	0	0	0	0	0	0	0
Georgia	0	0	0	0	0	0	0
Louisville	0	0	0	0	0	0	0

### CAREER HIGHS

**CAREER HIGHS Overall****At CU**

Rushes 18, Youngstown State, 9/17/22  
 Rush Yards 104, LSU, 10/9/21  
 Rush TD 1, 12X, Youngstown State, 9/17/22  
 Long. Rush 70, Louisville, 11/30/19

**9 Derrick McLendon**

Gr. • OLB

**CAREER STATS**

	GP	UT-AT—TT	TFL	Sacks	FF	FR	Int	QBH	PBU
2019 (FSU)	1	0-1—1	.5-1	0-0	0	0	0-(0)	0	0
2020 (FSU)	5	5-1—6	2-3	0-0	0	0	0-(0)	0	0
2021 (FSU)	10	7-9—16	4.5-14	3.5-11	1	0	0-(0)	1	0
2022 (FSU)	13	17-20—37	5-19	3.5-16	0	1	0-(0)	3	0
2023 (CU)	1	1-0—1	0-0	0-0	0	0	0-(0)	0	0
<b>TOTALS</b>	<b>30</b>	<b>30-31—61</b>	<b>12-37</b>	<b>7-27</b>	<b>1</b>	<b>1</b>	<b>0-(0)</b>	<b>4</b>	<b>0</b>

**GAME-BY-GAME-STATS**

2019 (Florida State)

	GP	UT-AT—TT	TFL	Sacks	FF	FR	Int	QBH	PBU
Syracuse	Y	0-1—1	0-0	0-0	0	0	0-(0)	0	0

2020 (Florida State)

	GP	UT-AT—TT	TFL	Sacks	FF	FR	Int	QBH	PBU
G-Tech	Y	1-0—1	0-0	0-0	0	0	0-(0)	0	0
@Miami (FL)	Y	0-1—1	0-0	0-0	0	0	0-(0)	0	0
N-Carolina	Y	1-0—1	1-2	0-0	0	0	0-(0)	0	0
Pittsburgh	Y	2-0—2	1-1	0-0	0	0	0-(0)	0	0
Duke	Y	1-0—1	0-0	0-0	0	0	0-(0)	0	0

2021 (Florida State)

	GP	UT-AT—TT	TFL	Sacks	FF	FR	Int	QBH	PBU
N-Dame	Y	1-0—1	0-0	0-0	0	0	0-(0)	0	0
J-ville State	Y	1-1—2	1.5-5	.5-2	1	0	0-(0)	0	0
@ W-Forest	Y	1-3—4	1.5-7	1.5-7	0	0	0-(0)	1	0
Louisville	Y	0-1—1	0-0	0-0	0	0	0-(0)	0	0
Mass.	Y	0-1—1	.5-1	.5-1	0	0	0-(0)	0	0
@Clemson	Y	1-2—3	0-0	0-0	0	0	0-(0)	0	0
N-Carolina	Y	1-0—1	0-0	0-0	0	0	0-(0)	0	0
Miami (FL)	Y	0-0—0	0-0	0-0	0	0	0-(0)	0	0
BC	Y	2-0—2	1-1	1-1	0	0	0-(0)	0	0
@ Florida	Y	0-1—1	0-0	0-0	0	0	0-(0)	0	0

2022 (Florida State)

	GP	UT-AT—TT	TFL	Sacks	FF	FR	Int	QBH	PBU
Duquesne	Y	0-1—1	0-0	0-0	0	0	0-(0)	0	0
LSU	Y	1-1—2	0-0	0-0	0	0	0-(0)	1	0
@ Louisville	Y	3-0—3	1-5	1-5	0	1	0-(0)	1	0
BC	Y	1-4—5	0-0	0-0	0	0	0-(0)	0	0
Wake Forest	Y	1-2—3	.5-1	.5-0	0	0	0-(0)	0	0
@N-Carolina	Y	2-0—2	1-5	1-5	0	0	0-(0)	0	0
Clemson	Y	3-5—8	1-6	1-6	0	0	0-(0)	0	0
G-Tech	Y	0-1—1	0-0	0-0	0	0	0-(0)	0	0
Miami (FL)	Y	1-2—3	0-0	0-0	0	0	0-(0)	0	0
@ Syracuse	Y	1-0—1	1-2	0-0	0	0	0-(0)	0	0
Louisiana	Y	0-1—1	0-0	0-0	0	0	0-(0)	0	0
Florida	Y	3-2—5	.5-0	.5-0	0	0	0-(0)	1	0
Oklahoma	Y	1-1—2	0-0	0-0	0	0	0-(0)	0	0

2023 (Colorado)

	GP	UT-AT—TT	TFL	Sacks	FF	FR	Int	QBH	PBU
TCU	Y	1-0—1	0-0	0-0	0	0	0-(0)	0	0

**CAREER HIGHS****CAREER HIGHS Overall**

Solo Tackles 3, 3X, Florida, 11/25/22  
 Ast Tackles 5, Clemson, 10/15/22  
 Total Tackles 8, Clemson, 10/15/22  
 Sacks 1.5, Wake Forest, 9/18/21

**At CU**

1, TCU, 9/2/23

**9 Jahquez Robinson**

Gr. • S

**CAREER STATS**

	GP	Solo	AST	TOT	TFL	SCK	FF	FR	INT	QBH	PBU	SF
2022 (Ala)	6	1	1	2	.5	0.5	0	0	0	0	0	0

**GAME-BY-GAME-STATS**

2022 (Alabama)

	SOLO	AST	TOT	TFL	SCK	YDS	FF	FR	INT	QBH	PBU	SF
Utah State	0	0	0	0	0	0	0	0	0	0	0	0
La. Monroe	0	0	0	0	0	0	0	0	0	0	0	0
Vanderbilt	0	1	1	.5	.5	0	0	0	0	0	0	0
Miss. State	1	0	1	0	0	0	0	0	0	0	0	0
@ LSU	0	0	0	0	0	0	0	0	0	0	0	0
Kansas State	0	0	0	0	0	0	0	0	0	0	0	0

**CAREER HIGHS****CAREER HIGHS Overall****At CU**

Solo Tackles 1, Mississippi State, 10/22/22  
 Ast Tackles 1, Vanderbilt, 9/24/22  
 Total Tackles 1, 2X, Mississippi State 10/22/22

**9 Anthony Hankerson**

So. • RB

**CAREER STATS**

	GP	Rush	Yds	avg.	TD	Rec	Yds	TD
2022 (CU)	8	68	274	4	3	5	24	0
2023 (CU)	1	9	21	2.3	0	0	0	0
<b>Totals</b>	<b>9</b>	<b>77</b>	<b>295</b>	<b>3.8</b>	<b>3</b>	<b>5</b>	<b>24</b>	<b>0</b>

**GAME-BY-GAME-STATS**

2022 Colorado

	Rush	Yds	Avg.	TD	Rec	Yds	TD
UCLA	7	25	3.6	0	1	4	0
Arizona	12	68	5.7	1	2	7	0
California	16	47	2.9	1	1	-2	0
Ore. State	3	0	0	0	0	0	0
Oregon	11	54	4.9	0	1	15	0
USC	5	21	4.2	0	0	0	0
Washington	6	13	2.2	0	0	0	0
Utah	8	46	5.8	1	0	0	0

2023 Colorado

	Rush	Yds	Avg.	TD	Rec	Yds	TD
@ TCU	9	21	2.3	0	0	0	0

**CAREER HIGHS****CAREER HIGHS Overall****At CU**

Rushes 16, California, 10/15/22  
 Rush Yards 68, Arizona, 10/1/22  
 Rush TD 1, 3X, Utah, 11/26/22



# 10 Kyndrich Breedlove

So. • CB

## CAREER STATS

	GP	Solo	AST	TOT	TFL	SCK	FF	FR	INT	QBH	PBU	SF
2021 (Miss)	9	0	1	1	0	0	0	0	0	0	0	0
2021 (Ole Miss)												
	SOLO	AST	TOT	TFL	SCK	YDS	FF	FR	INT	QBH	PBU	SF
Louisville	0	0	0	0	0	0	0	0	0	0	0	0
Austin Peay	0	1	1	0	0	0	0	0	0	0	0	0
Tulane	0	0	0	0	0	0	0	0	0	0	0	0
LSU	0	0	0	0	0	0	0	0	0	0	0	0
Liberty	0	0	0	0	0	0	0	0	0	0	0	0
Texas A&M	0	0	0	0	0	0	0	0	0	0	0	0
@Vanderbilt	0	0	0	0	0	0	0	0	0	0	0	0
@ Miss. St.	0	0	0	0	0	0	0	0	0	0	0	0
Baylor	0	0	0	0	0	0	0	0	0	0	0	0

## CAREER HIGHS

### CAREER HIGHS Overall

Ast Tackles	1, Austin Peay, 9/11/21
Total Tackles	1, Austin Peay, 9/11/21

### At CU

# 10 Xavier Weaver

Gr. • WR

## CAREER STATS

	GP	Rec	Yds	Avg.	TD
2019 (USF)	12	12	166	13.8	0
2020 (USF)	7	10	136	13.6	0
2021 (USF)	10	41	715	17.4	2
2022 (USF)	9	53	718	13.5	6
2023 (CU)	1	6	118	19.6	0
Totals	38	122	1,853	15.2	8

## GAME-BY-GAME STATS

### 2019 (South Florida)

	REC	Yds	Avg.	TD
Wisconsin	1	6	6	0
@ G-Tech	0	0	0	0
SC State	2	18	9	0
SMU	0	0	0	0
@ UCONN	2	34	17	0
BYU	1	8	8	0
@ Navy	1	2	2	0
@ E-Carolina	0	0	0	0
Temple	2	47	23.5	0
Cincinnati	2	39	19.5	0
Memphis	0	0	0	0
@ UCF	1	12	12	0

### 2020 (South Florida)

	REC	Yds	Avg.	TD
The Citadel	1	6	6	0
@ N-Dame	1	6	6	0
@ Cincinnati	0	0	0	0
Tulsa	2	26	13	0
@ Memphis	1	7	7	0
@ Houston	1	26	26	0
UCF	4	65	16.3	0

### 2021 (South Florida)

	REC	Yds	Avg.	TD
@ NC State	2	73	36.5	0
Florida	2	68	34	0
Florida A&M	5	77	15.4	1
@ BYU	5	76	15.2	0
@ SMU	3	34	11.3	0
Tulsa	4	52	13	0
@ E-Carolina	5	91	18.2	1
Houston	6	105	17.5	0
Cincinnati	5	64	12.8	0
@ UCF	4	75	18.7	0

### 2022 (South Florida)

	REC	Yds	Avg.	TD
BYU	5	113	22.6	0
Howard	7	57	8.1	0
@ Florida	8	82	10.2	0
E-Carolina	5	55	11	0
@Cincinnati	7	112	16	2
Tulane	4	36	9	1
@ Houston	7	84	12	0
@ Temple	6	119	19.8	2
SMU	4	60	15	1

### 2022 (South Florida)

	REC	Yds	Avg.	TD
TCU	6	118	19.6	0

## CAREER HIGHS

CAREER HIGHS Overall

At CU



Receptions 8, Florida, 9/17/22 6, TCU, 9/2/23  
 Rec. Yards 119, Temple, 11/5/22 118, TCU, 9/2/23  
 Rec. TD 2, 2X, Temple, 11/5/22  
 Long. Rec. 63, Temple, 11/5/22

# 12 Travis Hunter

So. • CB/WR

## CAREER DEFENSIVE STATS

	GP	UT-AT—TT	TFL	Sacks	FF	FR	Int	QBH	PBU
2022 (JSU)	8	15-5—20	0-0	0-0	0	1	2-44	0	10
2023 (CU)	1	1-2—3	0-0	0-0	0	0	1-0	0	1

## CAREER OFFENSIVE STATS

	GP	Rec	Yds	avg.	TD	Rush	Yds	TD
2022 (JSU)	8	18	188	10.4	4	1	-10	0
2023 (CU)	1	11	119	10.8	0	0	0	0

## GAME-BY-GAME-STATS-DEFENSE

2022 (Jackson State)

	GP	UT-AT—TT	TFL	Sacks	FF	FR	Int	QBH	PBU
Fla. A&M	Y	0-0—0	0-0	0-0	0	0	0-(0)	0	2
Campbell	Y	2-2—4	0-0	0-0	0	0	0-(0)	0	0
Southern	Y	1-1—2	0-0	0-0	0	1	0-(0)	0	0
@ Tx. South	Y	1-0—1	0-0	0-0	0	0	0-(0)	0	4
Ala. A&M	Y	0-1—1	0-0	0-0	0	0	1-(0)	0	0
@ Alcorn	Y	4-0—4	0-0	0-0	0	0	1-(44)	0	3
Southern	Y	3-0—3	0-0	0-0	0	0	0-(0)	0	0
N.C. Central	Y	4-1—5	0-0	0-0	0	0	0-(0)	0	1

2022 (Colorado)

	GP	UT-AT—TT	TFL	Sacks	FF	FR	Int	QBH	PBU
@ TCU	Y	1-2—3	0-0	0-0	0	0	1-(0)	0	1

## GAME-BY-GAME-STATS-OFFENSE

2022 (Jackson State)

	REC	Yds	Avg.	TD	Rush	Yds	TD
Florida A&M	0	0	0	0	0	0	0
Campbell	4	24	6	0	0	0	0
Southern	1	4	4	0	0	0	0
@ Tx-South	2	25	12.5	0	0	0	0
Ala. A&M	4	38	9.5	1	0	0	0
@ Alcorn	2	49	24.5	1	1	-10	0
@ Southern	1	1	1	0	0	0	0
N.C. Central	4	47	11.75	2	0	0	0

2023 (Colorado)

	REC	Yds	Avg.	TD	Rush	Yds	TD
@ TCU	11	119	10.8	0	0	0	0

## CAREER HIGHS

CAREER HIGHS	Overall	At CU
Solo Tackles	4, 2X, N.C. Central, 12/17/22	1, TCU, 9/2/23
Ast Tackles	2, 2X, TCU, 10/22/22	2, TCU, 9/2/23
Total Tackles	5, N.C. Central, 12/17/22	3, TCU, 9/2/23
Pass Breakups	4, Texas Southern, 11/5/22	1, TCU, 9/2/23
Interceptions	1, 3X, TCU, 9/2/23	1, TCU, 9/2/23
Receptions	11, TCU, 9/2/23	11, TCU, 9/2/23
Rec. Yards	119, TCU, 9/2/23	119, TCU, 9/2/23
Rec. TD	2, N.C. Central, 12/17/22	
Long. Rec.	43, TCU, 9/2/23	43, TCU, 9/2/23



# 13 Sav'ell Smalls

Jr. • DE

# 15 Mark Vassett

Jr. • P

### CAREER STATS

	GP	Solo	AST	TOT	TFL	SCK	FF	FR	INT	QBH	PBU	SF
2020 (Wash)	4	5	2	7	0	0	0	0	0	0	0	0
2021 (Wash)	12	8	3	11	0	0	0	1	0	2	0	0
2022 (Wash)	13	7	7	14	1	0	0	0	0	1	0	0

### GAME-BY-GAME-STATS

2020 (Washington)

	SOLO	AST	TOT	TFL	SCK	YDS	FF	FR	INT	QBH	PBU	SF
Ore. State	0	0	0	0	0	0	0	0	0	0	0	0
Arizona	1	0	1	0	0	0	0	0	0	0	0	0
Utah	3	2	5	0	0	0	0	0	0	0	0	0
Stanford	1	0	1	0	0	0	0	0	0	0	0	0

2021 (Washington)

	SOLO	AST	TOT	TFL	SCK	YDS	FF	FR	INT	QBH	PBU	SF
Montana	1	0	1	0	0	0	0	0	0	0	0	0
@ Michigan	0	0	0	0	0	0	0	0	0	0	0	0
Arkansas St.	0	0	0	0	0	0	0	1	0	0	0	0
California	0	0	0	0	0	0	0	0	0	0	0	0
@Ore. State	0	1	1	0	0	0	0	0	0	0	0	0
UCLA	0	1	1	0	0	0	0	0	0	0	0	0
@ Arizona	0	0	0	0	0	0	0	0	0	0	0	0
@ Stanford	1	0	1	0	0	0	0	1	0	1	0	0
Oregon	3	1	4	0	0	0	0	0	0	0	0	0
Arizona St.	0	0	0	0	0	0	0	0	0	0	0	0
@ Colorado	3	0	3	0	0	0	0	0	0	1	0	0
Wsh-State	0	0	0	0	0	0	0	0	0	0	0	0

2022 (Washington)

	SOLO	AST	TOT	TFL	SCK	YDS	FF	FR	INT	QBH	PBU	SF
Kent. St.	3	3	6	0	0	0	0	0	0	0	0	0
Portland St.	1	1	2	0	0	0	0	0	0	0	0	0
Michigan St.	2	0	2	1	0	0	0	0	0	0	0	0
Stanford	0	0	0	0	0	0	0	0	0	0	0	0
@ UCLA	0	0	0	0	0	0	0	0	0	0	0	0
@ ASU	0	0	0	0	0	0	0	0	0	0	0	0
Arizona	0	0	0	0	0	0	0	0	0	0	0	0
@ California	0	0	0	0	0	0	0	0	0	0	0	0
Oregon St.	0	0	0	0	0	0	0	0	0	0	0	0
@ Oregon	1	2	3	0	0	0	0	0	0	0	0	0
Colorado	0	0	0	0	0	0	0	0	0	0	0	0
@ Wsh-State	0	0	0	0	0	0	0	0	0	0	0	0
Texas	0	1	1	0	0	0	0	0	0	1	0	0

### CAREER HIGHS

#### CAREER HIGHS Overall

Solo Tackles	3,2X, Kent. State, 9/3/22
Ast Tackles	3, Kent State, 9/3/22
Total Tackles	6, Kent State, 9/3/22
Tackle for Loss	1, Michigan State, 9/17/22

#### At CU

### CAREER STATS

	GP	ATT	YDS	AVG	LONG	TB	FC	I20	50+	BLK
2021 (Lou)	13	48	2,009	41.8	73	2	23	17	6	0
2022 (Lou)	13	52	2,321	44.6	68	4	10	19	10	0
2023 (CU)	1	3	133	44.3	56	0	0	1	1	0

### GAME-BY-GAME-STATS

2021 (Louisville)

	ATT	YDS	AVG	LONG	TB	FC	I20	50+	BLK
Ole Miss	3	133	44.3	53	0	2	1	1	0
E-Kentucky	6	232	38.6	43	0	3	3	0	0
UCF	5	198	39.6	48	0	3	2	0	0
@ Fla-State	6	288	48	73	1	2	3	2	0
@ W-Forest	4	176	44	50	0	3	3	1	0
Virginia	4	184	46	56	0	2	0	1	0
BC	3	120	40	42	0	2	1	0	0
@ NC State	3	125	41.6	45	0	2	1	0	0
Clemson	6	246	41	47	0	2	1	0	0
Syracuse	3	104	34.6	41	0	1	2	0	0
@ Duke	0	0	0	0	0	0	0	0	0
Kentucky	3	110	36.6	40	0	1	0	0	0
Air Force	2	93	46.5	59	1	0	0	1	0

2022 (Louisville)

	ATT	YDS	AVG	LONG	TB	FC	I20	50+	BLK
@ Syracuse	3	137	45.6	54	0	0	2	1	0
@ UCF	4	293	48.2	55	0	1	1	1	0
Fla. State	5	232	46.4	55	0	1	4	2	0
S-Florida	3	133	44.3	45	0	1	0	0	0
@ BC	4	188	47	52	1	0	0	2	0
@ Virginia	4	169	42.2	48	0	1	0	0	0
Pittsburgh	6	257	42.8	48	1	0	2	0	0
Wake Forest	3	121	40.3	48	0	2	1	0	0
JM	3	135	45	47	1	0	0	0	0
@ Clemson	6	285	47.5	68	1	2	2	2	0
NC State	5	201	40.2	52	0	1	3	1	0
@ Kentucky	4	178	44.5	47	0	0	2	0	0
Cincinnati	2	92	46	56	0	1	2	1	0

2023 (Colorado)

	ATT	YDS	AVG	LONG	TB	FC	I20	50+	BLK
@ TCU	3	133	44.3	56	0	0	1	1	0

### CAREER HIGHS

#### CAREER HIGHS

	Overall	At CU
Long Punt	73, Florida State, 9/25/21	56, TCU, 9/2/23
Average Punt	48, Cental Florida, 9/17/21	44.3, TCU, 9/2/23
Fair Catches	3, 3X, Wake Forest, 10/2/21	
Inside the 20	4, Florida State, 9/16/22	1, TCU, 9/2/23



# 16 Alejandro Mata

So. • K

## CAREER STATS

	GP	FGA	FGM	LONG	BLK	PAT	PAT/M	BLK
2022 (JSU)	13	13	12	38	1	51	50	0
2023 (CU)	1	0	0	0	0	1	1	0

## GAME-BY-GAME-STATS

2022 (Jackson State)

	FGA	FGM	BLK	LONG	PAT/APAT/M	BLK
Florida A&M	1	1	0	36	8 8	0
Tenn. State	4	3	1	30	1 1	0
Grambling	1	2	0	26	7 7	0
MVSU	0	0	0	0	5 5	0
@ Ala. St.	1	1	0	36	2 2	0
B-Cookman	0	0	0	0	5 5	0
Campbell	3	3	0	26	2 1	0
Southern	0	0	0	0	3 3	0
Tx. Southern	0	0	0	0	5 5	0
Ala. A&M	0	0	0	0	3 3	0
@ Alcorn	1	1	0	38	3 3	0
Southern	2	2	0	33	3 3	0
N.C. Central	0	0	0	0	4 4	0

2023 (Colorado)

	FGA	FGM	BLK	LONG	PAT/APAT/M	BLK
@ TCU	0	0	0	0	1 1	0

## CAREER HIGHS

CAREER HIGHS	Overall	At CU
FGM	3, 2X, Campbell, 10/22/22	
FG Long	38, Alcorn, 11/19/22	
PAT Made	8, Florida A&M, 9/4/22	1, TCU, 9/2/23

# 17 Jace Feely

So. • K

## CAREER STATS

	GP	FGA	FGM	LONG	BLK	PAT	PAT/MPunt	YDS	KO	TB	
2022 (ASU)	4	0	0	0	0	1	1	1	39	4	2
2023 (CU)	1	2	1	49	1	5	5	0	0	4	1

## GAME-BY-GAME-STATS

2022 (Arizona State)

	FGA	FGM	BLK	LONG	PAT/APAT/M	Punt	Yds	KO	Yds	TB
N-Arizona	0	0	0	0	0 0	1	37	1	65	0
E-Michigan	0	0	0	0	0 0	0	0	1	58	0
Ore. State	0	0	0	0	1 1	0	0	0	0	0
@ Arizona	0	0	0	0	0 0	0	0	2	115	2

2023 (Colorado)

	FGA	FGM	BLK	LONG	PAT/APAT/M	Punt	Yds	KO	Yds	TB
@ TCU	2	1	1	49	5 5	0	0	4	240	1

## CAREER HIGHS

CAREER HIGHS	Overall	At CU
FG Made	1, TCU, 9/2/23	1, TCU, 9/2/23
FG Long	49, TCU, 9/2/23	49, TCU, 9/2/23
PAT Made	5, TCU, 9/2/23	5, TCU, 9/2/23
Touchbacks	2, Arizona, 11/25/22	1, TCU, 9/2/23



# 18 Myles Slusher

Jr. • S

### CAREER STATS

	GP	UT-AT—TT	TFL	Sacks	FF	FR	Int	QBH	PBU
2020 (ARK)	6	9-6—15	1-0	0-0	1	0	0-0	0	0
2021 (ARK)	11	33-17—50	3-0	.5-0	0	0	2-0	0	6
2022 (ARK)	6	18-10—28	5-0	2-0	0	0	0-0	0	1
2023 (CU)	1	6-0—6	0-0	0-0	0	0	0-0	0	0
<b>TOTALS</b>	<b>26</b>	<b>66-33—99</b>	<b>9-0</b>	<b>2.5-0</b>	<b>1</b>	<b>0</b>	<b>2-0</b>	<b>0</b>	<b>7</b>

### GAME-BY-GAME-STATS

#### 2020 (Arkansas)

	GP	UT-AT—TT	TFL	Sacks	FF	FR	Int	QBH	PBU
Georgia	Y	0-0—0	0-0	0-0	0	0	0-(0)	0	0
@ Miss State	Y	1-2—3	0-0	0-0	0	0	0-(0)	0	0
@ Texas A&M	Y	1-2—3	0-0	0-0	0	0	0-(0)	0	0
@ Florida	Y	2-2—4	0-0	0-0	0	0	0-(0)	0	0
LSU	Y	5-0—5	1-0	0-0	1	0	0-(0)	0	0
@ Missouri	Y	0-0—0	0-0	0-0	0	0	0-(0)	0	0

#### 2021 (Arkansas)

	GP	UT-AT—TT	TFL	Sacks	FF	FR	Int	QBH	PBU
Ga. South	Y	0-1—1	0-0	0-0	0	0	0-(0)	0	0
Texas A&M	Y	0-0—0	0-0	0-0	0	0	0-(0)	0	0
Georgia	Y	0-1—1	0-0	0-0	0	0	0-(0)	0	0
Ole Miss	Y	0-0—0	0-0	0-0	0	0	0-(0)	0	0
Auburn	Y	4-3—7	0-0	0-0	0	0	0-(0)	0	1
Ark PB	Y	2-2—4	1-0	.5-0	0	0	1-(0)	0	1
Miss St	Y	5-2—7	0-0	0-0	0	0	0-(0)	0	1
LSU	Y	6-0—6	0-0	0-0	0	0	1-(0)	0	2
@ Alabama	Y	5-4—9	1-0	0-0	0	0	0-(0)	0	0
Missouri	Y	6-4—10	0-0	0-0	0	0	0-(0)	0	1
Penn State	Y	5-0—5	1-0	0-0	0	0	0-(0)	0	0

#### 2022 (Arkansas)

	GP	UT-AT—TT	TFL	Sacks	FF	FR	Int	QBH	PBU
Cincinnati	Y	3-0—3	1-0	0-0	0	0	0-(0)	0	0
@ Texas A&M	Y	4-2—6	1-0	0-0	0	0	0-(0)	0	1
Alabama	Y	1-0—1	0-0	0-0	0	0	0-(0)	0	0
@ Auburn	Y	4-1—5	1-0	0-0	0	0	0-(0)	0	0
Liberty	Y	2-3—5	1-0	1-0	0	0	0-(0)	0	0
Ole Miss	Y	4-4—8	1-0	1-0	0	0	0-(0)	0	0

#### 2023 (Colorado)

	GP	UT-AT—TT	TFL	Sacks	FF	FR	Int	QBH	PBU
@ TCU	Y	6-0—6	0-0	0-0	0	0	0-(0)	0	0

### CAREER HIGHS

CAREER HIGHS	Overall	At CU
Solo Tackles	6, 3X, TCU, 9/2/23	6, TCU, 9/2/23
Ast Tackles	4, 3X, Ole Miss, 11/19/22	
Total Tackles	10, Missouri, 11/26/21	
Pass Breakups	2, LSU, 11/13/21	
Interceptions	1, 2X, LSU, 11/19/21	

# 20 LaVonta Bentley

Gr. • ILB

### CAREER STATS

	GP	UT-AT—TT	TFL	Sacks	FF	FR	Int	QBH	PBU
2019 (Clem)	4	4-0—14	0-0	0-0	0	0	0-0	0	0
2020 (Clem)	12	10-4—14	4.5-0	3.5-0	1	0	0-0	0	0
2021 (Clem)	11	17-13—30	4-0	1-0	1	0	0-0	0	0
2022 (Clem)	13	13-7—20	3-0	1-0	0	0	0-0	0	0
2023 (CU)	1	1-4—5	0-0	0-0	0	0	0-0	1	0
<b>TOTALS</b>	<b>41</b>	<b>45-28—73</b>	<b>11.5-0</b>	<b>5.5-0</b>	<b>2</b>	<b>0</b>	<b>0-0</b>	<b>1</b>	<b>0</b>

### GAME-BY-GAME-STATS

#### 2019 (Clemson)

	GP	UT-AT—TT	TFL	Sacks	FF	FR	Int	QBH	PBU
Charlotte	Y	1-0—1	0-0	0-0	0	0	0-(0)	0	0
Wofford	Y	2-0—2	0-0	0-0	0	0	0-(0)	0	0
Wake Forest	Y	1-0—1	0-0	0-0	0	0	0-(0)	0	0

#### 2020 (Clemson)

	GP	UT-AT—TT	TFL	Sacks	FF	FR	Int	QBH	PBU
@ W-Forest	Y	2-0—2	1-0	1-0	0	0	0-(0)	0	0
The Citadel	Y	1-0—1	0-0	0-0	0	0	0-(0)	0	0
@ G-Tech	Y	0-1—1	0-0	0-0	0	0	0-(0)	0	0
Syracuse	Y	3-0—3	0-0	0-0	0	0	0-(0)	0	0
Pittsburgh	Y	2-0—2	2-0	1-0	1	0	0-(0)	0	0
@ Vir. Tech	Y	3-1—4	1.5-0	1.5-0	0	0	0-(0)	0	0
Notre Dame	Y	0-1—1	0-0	0-0	0	0	0-(0)	0	0

#### 2021 (Clemson)

	GP	UT-AT—TT	TFL	Sacks	FF	FR	Int	QBH	PBU
@ Georgia	Y	1-0—1	0-0	0-0	1	0	0-(0)	0	0
S-Carolina	Y	1-0—1	0-0	0-0	0	0	0-(0)	0	0
G-Tech	Y	6-7—13	2.5-0	1-0	0	0	0-(0)	0	0
@ NC State	Y	4-5—9	0-0	0-0	0	0	0-(0)	0	0
@ Syracuse	Y	1-0—2	1-0	0-0	1	0	0-(0)	0	0
Iowa State	Y	3-2—5	0-0	0-0	0	0	0-(0)	0	0

#### 2022 (Clemson)

	GP	UT-AT—TT	TFL	Sacks	FF	FR	Int	QBH	PBU
@ G-Tech	Y	2-1—3	0-0	0-0	0	0	0-(0)	0	0
Furman	Y	5-2—7	3-0	1-0	0	0	0-(0)	0	0
La. Tech	Y	0-1—1	0-0	0-0	0	0	0-(0)	0	0
@ W-Forest	Y	0-0—0	0-0	0-0	0	0	0-(0)	0	0
N-Carolina	Y	1-1—2	2-0	0-0	1	0	0-(0)	0	0
@ BC	Y	1-0—1	0-0	0-0	0	0	0-(0)	0	0
@ Fla. State	Y	3-1—4	0-0	0-0	0	0	0-(0)	0	0
Syracuse	Y	0-0—0	0-0	0-0	0	0	0-(0)	0	0
@ N-Dame	Y	1-1—2	0-0	0-0	0	0	0-(0)	0	0
Louisville	Y	1-0—1	0-0	0-0	0	0	0-(0)	0	0
Miami (FL)	Y	0-0—0	0-0	0-0	1	0	0-(0)	0	0
S-Carolina	Y	0-0—0	0-0	0-0	0	0	0-(0)	0	0
N-Carolina	Y	0-0—0	0-0	0-0	0	0	0-(0)	0	0

#### 2023 (Colorado)

	GP	UT-AT—TT	TFL	Sacks	FF	FR	Int	QBH	PBU
@ TCU	Y	1-4—5	0-0	0-0	0	0	0-(0)	1	0

### CAREER HIGHS

CAREER HIGHS	Overall	At CU
Solo Tackles	6, Georgia Tech, 9/18/21	1, TCU, 9/2/23
Ast Tackles	7, Georgia Tech, 9/18/21	4, TCU, 9/2/23
Total Tackles	13, Georgia Tech, 9/18/21	5, TCU, 9/2/23
Sacks	1.5, Virginia Tech, 12/5/20	



# 20 Willie Gaines

Jr. • WR

# 21 Shiloh Sanders

Gr. • S

### CAREER STATS

	GP	Rec	Yds	avg.	TD	Rush	Yds	TD
2020 (JSU)	13	27	446	16.5	5	1	25	0
Totals	13	27	446	16.5	6	1	25	0

### GAME-BY-GAME-STATS

#### 2022 Jackson State

	REC	Yds	Avg.	TD	Rush	Yds	TD
Florida A&M	2	49	24.5	0	0	0	0
Tenn. State	1	27	27	1	0	0	0
Grambling	2	89	44.5	1	1	25	0
MVSU	2	42	21	1	0	0	0
@ Ala. State	4	65	16.25	1	0	0	0
B-Cookman	3	27	9	0	0	0	0
Campbell	1	3	3	0	0	0	0
Southern	1	4	4	0	0	0	0
@ Tx. South	1	7	7	0	0	0	0
Ala. A&M	1	21	21	1	0	0	0
@ Alcorn	2	36	18	0	0	0	0
Southern	7	76	10.8	0	0	0	0
N.C. Central	0	0	0	0	0	0	0

### CAREER HIGHS

#### CAREER HIGHS Overall

#### At CU

Receptions	7, Southern, 12/3/22
Rec. Yards	89, Grambling, 9/17/22
Rec. TD	1, 5X, Alabama A&M, 11/12/22
Long. Rec.	86, Lamar, 9/17/22

### CAREER STATS

	GP	UT-AT—TT	TFL	Sacks	FF	FR	Int	QBH	PBU
2019 (SC)	4	1-0—1	0-0	0-0	0	0	0-0	0	0
2020 (SC)	9	23-9—32	1-1	0-0	0	0	0-0	0	1
2021 (JSU)	13	28-11—39	2.5-5	0-0	2	0	4-0	0	3
2022 (JSU)	7	15-5—20	.5-2	0-0	0	0	1-0	0	4
2023 (CU)	1	9-1—10	0-0	0-0	0	0	0-0	0	0
TOTALS	36	76-26—102	3.5-8	0-0	2	0	5-0	0	8

### GAME-BY-GAME-STATS

#### 2019 (South Carolina)

	GP	UT-AT—TT	TFL	Sacks	FF	FR	Int	QBH	PBU
Charles-So.	Y	1-0—1	0-0	0-0	0	0	0-(0)	0	0
@ Georgia	Y	0-0—0	0-0	0-0	0	0	0-(0)	0	0
Florida	Y	0-0—0	0-0	0-0	0	0	0-(0)	0	0
@ Tennessee	Y	0-0—0	0-0	0-0	0	0	0-(0)	0	0

#### 2020 (South Carolina)

	GP	UT-AT—TT	TFL	Sacks	FF	FR	Int	QBH	PBU
Tennessee	Y	1-2—3	0-0	0-0	0	0	0-(0)	0	0
@ Florida	Y	0-1—1	0-0	1-0	0	0	0-(0)	0	0
@ Vanderbilt	Y	5-1—6	0-0	0-0	0	0	0-(0)	0	0
Auburn	Y	9-1—10	0-0	0-0	0	0	0-(0)	0	0
@ LSU	Y	3-1—4	0-0	0-0	0	0	0-(0)	0	0
@ Ole Miss	Y	0-2—2	0-0	0-0	0	0	0-(0)	0	0
Missouri	Y	1-0—1	0-0	0-0	0	0	0-(0)	0	0
Georgia	Y	0-0—0	0-0	0-0	0	0	0-(0)	0	1
Kentucky	Y	4-1—5	1-1	0-0	0	0	0-(0)	0	0

#### 2021 (Jackson State)

	GP	UT-AT—TT	TFL	Sacks	FF	FR	Int	QBH	PBU
Florida A&M	Y	4-3—7	0-0	0-0	0	0	0-(0)	0	2
Tenn. State	Y	5-0—5	0-0	0-0	0	0	0-(0)	0	2
@ ULM	Y	2-0—2	0-0	0-0	0	0	0-(0)	0	1
Delta St	Y	2-2—4	0-0	0-0	0	0	0-(0)	0	0
@ Ala. A&M	Y	4-1—5	0-0	0-0	0	0	0-(0)	0	1
@ Ala. State	Y	1-1—2	0-0	0-0	0	0	0-(0)	0	0
B-Cookman	Y	0-1—1	1-0	0-0	0	0	1-(55)	0	1
@ MVSU	Y	0-0—0	.5-0	0-0	0	0	0-(0)	0	0
Tx. Southern	Y	2-0—2	0-0	0-0	0	0	0-(0)	0	0
@ Southern	Y	1-1—2	0-0	0-0	0	0	1-(26)	0	0
Alcorn	Y	1-1—2	0-0	0-0	0	0	1-(3)	0	0
PV A&M	Y	4-0—4	0-0	0-0	0	0	0-(0)	0	0
SC State	Y	2-1—3	1-0	0-0	1	0	1-(15)	0	0

#### 2022 (Jackson State)

	GP	UT-AT—TT	TFL	Sacks	FF	FR	Int	QBH	PBU
B-Cookman	Y	1-1—2	0-0	0-0	0	0	0-(0)	0	1
Campbell	Y	3-1—4	.5-2	0-0	0	0	0-(0)	0	0
Southern	Y	2-0—2	0-0	0-0	0	0	1-(0)	0	0
@ Tx. South	Y	1-0—1	0-0	0-0	0	0	0-(0)	0	1
Ala. A&M	Y	4-1—5	0-0	0-0	0	0	0-(0)	0	0
@ Alcorn	Y	1-0—1	0-0	0-0	0	0	0-(0)	0	2
N.C. Central	Y	3-2—5	0-0	0-0	0	0	0-(0)	0	0

#### 2023 (Colorado)

	GP	UT-AT—TT	TFL	Sacks	FF	FR	Int	QBH	PBU
@ TCU	Y	9-1—10	0-0	0-0	0	0	0-(0)	0	0

### CAREER HIGHS

#### CAREER HIGHS Overall

#### At CU

Solo Tackles	9,2X, TCU, 9/2/23	9, TCU, 9/2/23
Ast Tackles	3, Florida A&M, 11/5/22	
Total Tackles	10, 2X, TCU, 9/2/23	10, TCU, 9/2/23
Pass Breakups	2, 3X, Alcorn, 11/19/22	
Interceptions	1, 5X, Southern, 10/29/22	



# 22 Demouy Kennedy

Jr. • ILB

### CAREER STATS

	GP	Solo	AST	TOT	TFL	SCK	FF	FR	INT	QBH	PBU	SF
2021 (Ala)	15	3	4	7	0	0	0	0	0	0	0	0
2022 (Ala)	5	0	1	1	0	0	0	0	0	0	0	0
TOTALS	20	3	5	8	0	0	0	0	0	0	0	0

### GAME-BY-GAME-STATS

#### 2021 (Alabama)

	SOLO	AST	TOT	TFL	SCK	YDS	FF	FR	INT	QBH	PBU	SF
Miami	0	0	0	0	0	0	0	0	0	0	0	0
Mercer	0	0	0	0	0	0	0	0	0	0	0	0
@ Florida	0	0	0	0	0	0	0	0	0	0	0	0
S-Miss	0	2	2	0	0	0	0	0	0	0	0	0
Ole Miss	0	1	1	0	0	0	0	0	0	0	0	0
@Texas A&M	0	0	0	0	0	0	0	0	0	0	0	0
@ Miss. State	0	0	0	0	0	0	0	0	0	0	0	0
Tennessee	0	1	1	0	0	0	0	0	0	0	0	0
LSU	0	0	0	0	0	0	0	0	0	0	0	0
NMST	1	0	1	0	0	0	0	0	0	0	0	0
Arkansas	0	0	0	0	0	0	0	0	0	0	0	0
@ Auburn	0	0	0	0	0	0	0	0	0	0	0	0
Georgia	1	0	1	0	0	0	0	0	0	0	0	0
Cincinnati	1	0	1	0	0	0	0	0	0	0	0	0
Georgia	0	0	0	0	0	0	0	0	0	0	0	0

#### 2022 (Alabama)

	SOLO	AST	TOT	TFL	SCK	YDS	FF	FR	INT	QBH	PBU	SF
Utah State	0	0	0	0	0	0	0	0	0	0	0	0
@ Texas	0	0	0	0	0	0	0	0	0	0	0	0
ULM	0	0	0	0	0	0	0	0	0	0	0	0
Vanderbilt	0	1	1	0	0	0	0	0	0	0	0	0
Arkansas	0	0	0	0	0	0	0	0	0	0	0	0

### CAREER HIGHS

#### CAREER HIGHS Overall

At CU

Solo Tackles	1,3X, Cincinnati, 12/31/21
Ast Tackles	2, Southern Miss, 9/25/21
Total Tackles	2, Southern Miss, 9/25/21

# 22 Alton McCaskill

So. • RB

### CAREER STATS

	GPRush	Yds	avg.	TD	Rec	Yds	TD
2021 (Hou)	14	189	961	5.1	16	21	113
Totals	14	189	961	5.1	16	21	113

### GAME-BY-GAME-STATS

#### 2021 Houston

	Rush	Yds	Avg.	TD	Rec	Yds	TD
Texas Tech	4	5	1.3	0	1	0	0
Rice	14	40	2.9	2	4	51	1
Gramb St.	16	114	7.1	2	0	0	0
Navy	17	74	4.4	0	3	19	0
Tulsa	17	77	4.5	3	3	8	0
Tulane	18	93	5.2	1	1	1	0
East Carolina	12	60	5	1	2	-3	0
SMU	3	15	5	0	0	0	0
USF	22	125	5.7	3	0	0	0
Temple	21	129	6.1	2	1	12	0
Memphis	9	58	6.4	1	1	9	0
UCONN	9	54	6	1	1	1	0
Cincinnati	13	39	3	0	0	0	0
Auburn	14	78	5.6	0	4	15	1

### CAREER HIGHS

#### CAREER HIGHS Overall

At CU

Rushes	22, South Florida, 11/6/21
Rush Yards	129, Temple, 11/13/21
Rush TD	3,2X, South Florida, 11/6/21
Long. Rush	36, Temple, 11/13/21



# 25 Marvin Ham II

Jr. • ILB

### CAREER STATS

	GP	UT-AT—TT	TFL	Sacks	FF	FR	Int	QBH	PBU
2021 (CU)	11	14-5—19	1-2	0-0	0	0	0-0	0	0
2022 (CU)	12	5-5—10	0-0	0-0	0	0	0-0	0	0
2023 (CU)	1	7-3—10	0-0	0-0	0	0	0-0	0	0
TOTALS	24	26-13—39	1-0	0-0	0	0	0-0	0	0

### GAME-BY-GAME-STATS

#### 2021 (Colorado)

	GP	UT-AT—TT	TFL	Sacks	FF	FR	Int	QBH	PBU
Texas A&M	Y	1-0—1	0-0	0-0	0	0	0-(0)	0	0
@ Ariz. State	Y	1-0—1	1-2	0-0	0	0	0-(0)	0	0
USC	Y	0-1—1	0-0	0-0	0	0	0-(0)	0	0
Arizona	Y	1-0—1	0-0	0-0	0	0	0-(0)	0	0
@ California	Y	1-0—1	0-0	0-0	0	0	0-(0)	0	0
@ Oregon	Y	2-2—4	0-0	0-0	0	0	0-(0)	0	0
Ore. State	Y	3-1—4	0-0	0-0	0	0	0-(0)	0	0
UCLA	Y	1-1—1	0-0	0-0	0	0	0-(0)	0	0
Washington	Y	4-0—4	0-0	0-0	0	0	0-(0)	0	0

#### 2022 (Colorado)

	GP	UT-AT—TT	TFL	Sacks	FF	FR	Int	QBH	PBU
TCU	Y	0-0—0	0-0	0-0	0	0	0-(0)	0	0
@ Air Force	Y	2-2—4	1-2	0-0	0	0	0-(0)	0	0
@ Minnesota	Y	0-0—1	0-0	0-0	0	0	0-(0)	0	0
UCLA	Y	0-1—1	0-0	0-0	0	0	0-(0)	0	0
@ Arizona	Y	1-0—1	0-0	0-0	0	0	0-(0)	0	0
California	Y	1-0—1	0-0	0-0	0	0	0-(0)	0	0
@ Ore. State	Y	0-1—1	0-0	0-0	0	0	0-(0)	0	0
Arizona St	Y	0-0—0	0-0	0-0	0	0	0-(0)	0	0
@ USC	Y	1-0—1	0-0	0-0	0	0	0-(0)	0	0
Oregon	Y	0-0—0	0-0	0-0	0	0	0-(0)	0	0
@ Wash	Y	0-0—0	0-0	0-0	0	0	0-(0)	0	0
Utah	Y	0-1—1	0-0	0-0	0	0	0-(0)	0	0

#### 2023 (Colorado)

	GP	UT-AT—TT	TFL	Sacks	FF	FR	Int	QBH	PBU
@ TCU	Y	7-3—10	0-0	0-0	0	0	0-(0)	0	0

### CAREER HIGHS

CAREER HIGHS	Overall
Solo Tackles	7, TCU, 9/2/23
Ast Tackles	3, TCU, 9/2/23
Total Tackles	10, TCU, 9/2/23

# 26 Vito Tisdale

So. • S

### CAREER STATS

	GP	Solo	AST	TOT	TFL	SCK	FF	FR	INT	QBH	PBU	SF
2020 (Kent)	7	11	9	20	.5	0	0	0	0	0	0	0
2021 (Kent)	7	11	8	19	1.5	1	0	0	0	0	1	0
TOTALS	14	22	17	39	2	1	0	0	0	0	1	0

### GAME-BY-GAME-STATS

#### 2020 (Kentucky)

	SOLO	AST	TOT	TFL	SCK	YDS	FF	FR	INT	QBH	PBU	SF
Miss. St.	1	2	3	0	0	0	0	0	0	0	0	0
@ Tennessee	3	0	3	0	0	0	0	0	0	0	0	0
Vanderbilt	1	1	2	0	0	0	0	0	0	0	0	0
@ Alabama	1	1	2	0	0	0	0	0	0	0	0	0
@ Florida	2	1	3	.5	0	0	0	0	0	0	0	0
S-Carolina	0	1	1	0	0	0	0	0	0	0	0	0
N-Carolina	3	3	6	0	0	0	0	0	0	0	0	0

#### 2021 (Kentucky)

	SOLO	AST	TOT	TFL	SCK	YDS	FF	FR	INT	QBH	PBU	SF
LSU	1	1	2	0	0	0	0	0	0	0	0	0
Miss. St.	2	3	5	1	1	0	0	0	0	0	1	0
Tennessee	5	1	6	.5	0	0	0	0	0	0	0	0
@ Vanderbilt	2	0	2	0	0	0	0	0	0	0	0	NM
State	0	1	1	0	0	0	0	0	0	0	0	0
@ Louisville	1	1	2	0	0	0	0	0	0	0	0	0
Iowa State	0	1	1	0	0	0	0	0	0	0	0	0

### CAREER HIGHS

CAREER HIGHS Overall	At CU
Solo Tackles	5, Tennessee, 11/6/21
Ast Tackles	3, 2X, Mississippi State, 10/30/21
Total Tackles	6, 2X, Tennessee, 11/6/21



# 29 Rodrick Ward

Gr. • S

### CAREER STATS

	GP	UT-AT—TT	TFL	Sacks	FF	FR	Int	QBH	PBU
2019 (SU)	11	9-5—14	0-0	0-0	0	1	0-0	0	0
2021 (CU)	6	21-5—26	1.5-0	0-0	0	0	0-0	0	1
2022 (SU)	11	36-16—52	1-0	1-0	0	1	4-0	1	11
2023 (CU)	1	3-0—3	0-0	0-0	0	0	0-0	0	0
<b>TOTALS</b>	<b>29</b>	<b>69-26—95</b>	<b>2.5-0</b>	<b>1-0</b>	<b>0</b>	<b>2</b>	<b>4-0</b>	<b>1</b>	<b>12</b>

### GAME-BY-GAME-STATS

2021 (Southern Utah)

	GP	UT-AT—TT	TFL	Sacks	FF	FR	Int	QBH	PBU
@ N-Arizona	Y	3-0—3	0-0	0-0	0	0	0-(0)	0	0
Idaho State	Y	6-1—7	1-2	0-0	0	0	0-(0)	0	0
@ Cal Poly	Y	5-0—5	0-0	0-0	0	0	0-(0)	0	0
@ Idaho	Y	3-1—4	0-0	0-0	0	0	0-(0)	0	1
Weber State	Y	2-2—4	.5-0	0-0	0	0	0-(0)	0	0
N-Arizona	Y	2-1—3	0-0	0-0	0	0	0-(0)	0	0

2022 (Southern Utah)

	GP	UT-AT—TT	TFL	Sacks	FF	FR	Int	QBH	PBU
St. Thomas	Y	4-2—6	0-0	0-0	0	0	1-(0)	0	2
Utah	Y	4-1—5	0-0	0-0	0	1	0-(0)	0	1
@ Wes- Ill.	Y	2-0—2	0-0	0-0	0	0	0-(0)	0	1
Utah Tech	Y	4-2—6	0-0	0-0	0	0	2-(0)	0	2
East Ky.	Y	1-3—4	0-0	0-0	0	0	0-(0)	0	1
Tarleton St.	Y	3-2—5	0-0	0-0	0	0	0-(0)	0	1
@ Abilene Ch	Y	3-1—4	0-0	0-0	0	0	0-(0)	0	2
SFA	Y	3-4—7	0-0	0-0	0	0	0-(0)	0	1
@ Utah Tech	Y	6-1—7	0-0	0-0	0	0	0-(0)	1	0
Lincoln	Y	2-0—2	1-0	1-0	0	0	0-(0)	0	0
@ Sam Hou.	Y	4-0—4	0-0	0-0	0	0	1-(0)	0	0

2023 (Colorado)

	GP	UT-AT—TT	TFL	Sacks	FF	FR	Int	QBH	PBU
@ TCU	Y	3-0—3	0-0	0-0	0	0	0-(0)	0	0

### CAREER HIGHS

#### CAREER HIGHS Overall

At CU

Solo Tackles 6, 2X, Utah Tech, 11/5/22  
 Ast Tackles 4, Stephen F Austin, 10/22/22  
 Total Tackles 7, 3X, Utah Tech, 11/5/22

# 33 Deeve Harris

Gr. • OLB

### CAREER STATS

	GP	UT-AT—TT	TFL	Sacks	FF	FR	Int	QBH	PBU
2020 (MN)	1	1-0—1	0-0	0-0	0	0	0-0	0	0
2021 (ODU)	13	13-12—25	5-0	2.5-0	0	1	1-0	0	1
2022 (ODU)	10	11-22—33	4.5-0	2.5-0	0	0	1-0	0	1
2023 (CU)	1	1-1—2	0-0	0-0	0	0	0-0	0	0
<b>TOTALS</b>	<b>25</b>	<b>26-35—61</b>	<b>9.5-0</b>	<b>5-0</b>	<b>0</b>	<b>1</b>	<b>2-0</b>	<b>0</b>	<b>2</b>

### GAME-BY-GAME-STATS

2020 (Minnesota)

	GP	UT-AT—TT	TFL	Sacks	FF	FR	Int	QBH	PBU
@ Purdue	Y	1-0—1	0-0	0-0	0	0	0-(0)	0	0

2021 (Old Dominion)

	GP	UT-AT—TT	TFL	Sacks	FF	FR	Int	QBH	PBU
@ W-Forest	Y	2-2—4	1-0	0-0	0	0	0-(0)	0	0
Hampton	Y	0-3—3	.5-0	.5-0	0	1	0-(0)	0	0
@ Liberty	Y	3-0—3	1-0	1-0	0	0	0-(0)	0	0
Buffalo	Y	1-2—3	0-0	0-0	0	0	0-(0)	0	0
UTEP	Y	0-0—0	0-0	0-0	0	0	0-(0)	0	0
Marshall	Y	0-3—3	.5-0	0-0	0	0	0-(0)	0	0
West Ky.	Y	0-0—0	0-0	0-0	0	0	0-(0)	0	0
La. Tech	Y	0-0—0	0-0	0-0	0	0	0-(0)	0	0
@ FIU	Y	2-0—2	1-0	1-0	0	0	1-(0)	0	0
FAU	Y	1-0—1	1-0	0-0	0	0	0-(0)	0	0
Midd Tenn	Y	3-1—4	0-0	0-0	0	0	0-(0)	0	0
Charlotte	Y	1-1—2	0-0	0-0	0	1	0-(0)	0	0
Tulsa	Y	0-0—0	0-0	0-0	0	0	0-(0)	0	0

2022 (Old Dominion)

	GP	UT-AT—TT	TFL	Sacks	FF	FR	Int	QBH	PBU
Virginia Tech	Y	2-5—7	0-0	0-0	0	0	0-(0)	0	0
E-Carolina	Y	3-4—7	1-0	.5-0	0	0	0-(0)	0	0
@ Virginia	Y	1-2—3	.5-0	0-0	0	0	0-(0)	0	0
Arkansas St	Y	1-2—3	.5-0	0-0	0	0	1-(0)	0	0
Liberty	Y	1-2—3	0-0	0-0	0	0	0-(0)	0	0
@ Cost-Car	Y	3-0—3	2-0	2-0	0	0	0-(0)	0	0
Ga. Southern	Y	0-2—2	0-0	0-0	0	0	0-(0)	0	0
@ Ga. State	Y	0-0—0	0-0	0-0	0	0	0-(0)	0	0
Marshall	Y	0-3—3	0-0	0-0	0	0	1-(0)	0	0
James Mad.	Y	0-2—2	.5-0	0-0	0	0	0-(0)	0	0

2023 (Colorado)

	GP	UT-AT—TT	TFL	Sacks	FF	FR	Int	QBH	PBU
@ TCU	Y	1-1—2	0-0	0-0	0	0	0-(0)	0	0

### CAREER HIGHS

#### CAREER HIGHS Overall

At CU

Solo Tackles 3, 4X, Costal Carolina, 10/15/22  
 Ast Tackles 5, Virginia Tech, 9/2/22  
 Total Tackles 7, 2X, East Carolina, 9/10/22



# 36 Sy'veon Wilkerson

So. • RB

## CAREER STATS

	GPRush	Yds	avg.	TD	Rec	Yds	TD	
2020 (DW)	3	52	262	5	2	2	14	0
2021 (DW)	9	220	848	3.9	8	4	24	0
2022 (JSU)	12	211	1,115	5.3	9	19	152	1
2023 (CU)	1	13	45	3.5	1	0	0	0
Totals	25	496	2,270	4.5	20	25	98	0

## GAME-BY-GAME-STATS

### 2020 Delaware State

	Rush	Yds	Avg.	TD	Rec	Yds	TD
Howard	22	112	5.1	1	0	0	0
Deleware	13	55	4.2	0	2	14	0
SC State	17	95	5.6	1	0	0	0

### 2021 Delaware State

BSU	16	43	2.6	1	1	6	0
@ETSU	16	74	4.5	1	1	10	0
MRMK	14	35	2.5	0	1	-2	0
@Wagner	24	72	3	0	0	0	0
SCST	25	96	3.8	0	0	0	0
Howard	40	169	4.2	1	1	11	0
@ Morg	17	55	3.2	0	0	0	0
NOR ST	9	14	1.6	0	0	0	0
NCCU	26	92	3.5	3	0	0	0

### 2022 Jackson State

Fla. A&M	9	45	5	0	0	0	0
Ten. St	15	81	5.4	0	3	28	0
MVSU	9	51	5.7	1	0	0	0
@ Ala. St.	19	88	4.6	0	4	48	0
B-Cookman	8	64	8	0	4	46	0
Campbell	24	116	4.8	1	2	9	0
Southern	21	96	4.6	1	1	3	1
@ Tx. South.	26	214	8.2	2	0	0	0
Ala. A&M	21	95	4.5	0	2	2	0
@ Alcorn	21	63	3	1	1	11	0
Southern	15	61	4.1	1	2	5	0
N.C. Central	15	52	3.5	0	2	8	0

### 2023 Colorado

@TCU	13	45	3.5	1	0	0	0
------	----	----	-----	---	---	---	---

## CAREER HIGHS

CAREER HIGHS	Overall	At CU
Rushes	26, Texas Southern 11/5/22	13, TCU, 9/2/23
Rush Yards	214, Texas Southern 11/5/22	45, TCU, 9/2/23
Rush TD	3, BSU, 9/14/21	1, TCU, 9/2/23
Long. Rush	41, Texas Southern 11/5/22	10, TCU, 9/2/23

# 41 Khairi Manns

Jr. • OLB

## CAREER STATS

	GP	UT-AT—TT	TFL	Sacks	FF	FR	Int	QBH	PBU
2020 (ME)	4	6-17—23	3-0	1.5-0	0	0	0-0	2	1
2021 (ME)	11	17-25—42	6-0	3-0	0	1	0-0	0	0
2022 (ME)	11	8-35—43	6.5-0	4-0	1	0	0-0	0	0
2023 (CU)	1	0-1—1	0-0	0-0	0	0	0-0	0	0
TOTALS	27	31-78—109	15.5-0	8.5-0	1	1	0-0	2	1

## GAME-BY-GAME-STATS

### 2020 (Maine)

	GP	UT-AT—TT	TFL	Sacks	FF	FR	Int	QBH	PBU
@ Delaware	Y	1-5—6	.5-0	0-0	0	0	0-(0)	0	0
Albany	Y	2-5—7	0-0	0-0	0	0	0-(0)	0	1
Stony Brook	Y	1-1—2	1.5-0	1.5-0	0	0	0-(0)	2	0
Vilanova	Y	2-6—8	1-0	0-0	0	0	0-(0)	0	0

### 2021 (Maine)

	SOLO	AST	TOT	TFL	SCK	YDS	FF	FR	INT	QBH	PBU	SF
Delaware	0	0	0	0	0	0	0	0	0	0	0	0
@JM	1	1	2	0	0	0	0	0	0	0	0	0
Merrimack	0	1	1	0	0	0	0	0	0	0	0	0
N-Illinois	2	0	2	1	0	0	0	1	0	0	0	0
Elon	3	2	5	1	0	0	0	0	0	0	0	0
W&M	2	1	3	0	0	0	0	0	0	0	0	0
Albany	1	3	4	1.5	1.5	0	0	0	0	0	0	0
Rh-Island	3	3	6	.5	.5	0	0	0	0	0	0	0
Stony Brook	1	9	10	0	0	0	0	0	0	0	0	0
Mass	1	4	5	1	1	0	0	0	0	0	0	@
New Hamp.	3	1	4	0	0	0	0	0	0	0	0	@

### 2022 (Maine)

	SOLO	AST	TOT	TFL	SCK	YDS	FF	FR	INT	QBH	PBU	SF
New Mexico	1	6	7	.5	0	0	0	0	0	0	0	0
Colgate	0	1	1	0	0	0	0	0	0	0	0	0
@ BC	0	3	3	.5	.5	0	0	0	0	0	0	0
Vilanova	0	5	5	.5	0	0	0	0	0	0	0	0
Hampton	3	1	4	1	0	0	0	0	0	0	0	0
Monmouth	1	10	11	2	1.5	0	1	0	0	0	0	0
Stony Brook	0	1	1	0	0	0	0	0	0	0	0	0
Richmond	1	4	5	0	0	0	0	0	0	0	0	0
Rh-Island	0	1	1	0	0	0	0	0	0	0	0	0
Albany	1	0	1	1	1	0	0	0	0	0	0	0
New Hamp.	1	3	4	1	1	0	0	0	0	0	0	0

### 2023 (Colorado)

	GP	UT-AT—TT	TFL	Sacks	FF	FR	Int	QBH	PBU
@TCU	Y	0-1—1	0-0	0-0	0	0	0-(0)	0	0

## CAREER HIGHS

CAREER HIGHS	Overall	At CU
Solo Tackles	3, 4X, Hampton, 10/8/22	
Ast Tackles	10, Monmouth, 10/15/22	
Total Tackles	11, Monmouth, 10/15/22	



# 42 Jeremiah Brown

Jr. • ILB

## CAREER STATS

	GP	Solo	AST	TOT	TFL	SCK	FF	FR	INT	QBH	PBU	SF
2021 (ME)	7	4	2	6	1	1	0	0	0	1	0	0
2022 (ME)	13	30	16	46	10	6	2	1	0	3	0	0
TOTALS	20	34	18	52	11	7	2	1	0	4	0	0

## GAME-BY-GAME-STATS

2021 (Jackson State)

	SOLO	AST	TOT	TFL	SCK	YDS	FF	FR	INT	QBH	PBU	SF
Delta St.	0	0	0	0	0	0	0	0	0	0	0	0
@ Ala. A&M	1	0	1	0	0	0	0	0	0	0	0	0
B-Cookman	1	1	2	0	0	0	0	0	0	1	0	0
@MVSU	0	0	0	0	0	0	0	0	0	0	0	0
@ Southern	0	1	1	0	0	0	0	0	0	0	0	0
Alcorn	1	0	1	1	1	0	0	0	0	0	0	0
SC State	1	0	1	0	0	0	0	0	0	0	0	0

2022 (Jackson State)

	SOLO	AST	TOT	TFL	SCK	YDS	FF	FR	INT	QBH	PBU	SF
Florida A&M	2	1	3	0	0	0	0	0	0	0	0	0
Ten. St.	3	0	3	0	0	0	0	0	0	1	0	0
Grambling	1	0	1	0	0	0	0	0	0	0	0	0
Miss. Valley	0	0	0	0	0	0	0	0	0	1	0	0
@ Ala. St.	1	1	2	1.5	.5	0	0	0	0	0	0	0
B-Cookman	4	0	4	2	2	0	1	0	0	0	1	0
Campbell	2	0	2	1	1	0	1	0	0	0	0	0
Southern	5	1	6	1	1	0	0	0	0	1	0	0
@Tx. South.	3	2	5	1	1	0	0	0	0	0	0	0
Ala. A&M	4	5	9	2	0	0	0	0	0	0	0	0
@ Alcorn	1	2	3	0	0	0	0	1	0	0	0	0
Southern	1	2	3	.5	.5	0	0	0	0	0	0	0
N.C. Central	3	2	5	1	0	0	0	0	0	0	0	0

## CAREER HIGHS

### CAREER HIGHS Overall

Solo Tackles	5, Southern, 10/29/22
Ast Tackles	5, Alabama A&M, 11/12/22
Total Tackles	9, Alabama A&M, 11/12/22

### At CU

# 43 Trevor Woods

Jr. • S

## CAREER STATS

	GP	UT-AT—TT	TFL	Sacks	FF	FR	Int	QBH	PBU
2021 (CU)	8	9-10—19	0-0	0-0	0	0	0-0	0	1
2022 (CU)	10	65-14—79	2-0	0-0	2	0	1-0	0	3
2023 (CU)	1	7-2—9	0-0	0-0	1	0	1-0	0	0
TOTALS	27	81-26—107	2-0	0-0	3	1	2-0	0	4

## GAME-BY-GAME-STATS

2021 (Colorado)

	SOLO	AST	TOT	TFL	SCK	YDS	FF	FR	INT	QBH	PBU	SF
UNCO	1	0	1	0	0	0	0	0	0	0	0	0
Minnesota	2	0	2	0	0	0	0	0	0	0	0	0
USC	0	2	2	0	0	0	0	0	0	0	0	0
Arizona	1	0	1	0	0	0	0	0	0	0	0	0
@ California	0	2	2	0	0	0	0	0	0	0	0	0
@Oregon	2	4	6	0	0	0	0	0	0	0	0	0
Ore. State	3	1	4	0	0	0	0	0	0	0	1	0
Utah	0	1	1	0	0	0	0	0	0	0	0	0

2022 (Colorado)

	SOLO	AST	TOT	TFL	SCK	YDS	FF	FR	INT	QBH	PBU	SF
TCU	6	2	8	0	0	0	0	0	0	0	0	0
@ Air Force	6	2	8	1	0	0	1	0	0	0	0	0
@ Minnesota	4	1	5	0	0	0	0	0	0	0	0	0
UCLA	6	1	7	0	0	0	0	0	0	0	0	0
Arizona	12	1	13	1	0	0	0	0	0	0	1	0
California	8	0	8	0	0	0	0	0	0	0	1	0
@ Ore. State	5	5	10	0	0	0	0	0	0	0	0	0
Arizona St.	7	1	8	0	0	0	0	0	1	0	0	0
Oregon	9	1	10	0	0	0	1	0	0	0	0	0
@ Wash.	2	0	2	0	0	0	0	0	0	0	1	0

2023 (Colorado)

	GP	UT-AT—TT	TFL	Sacks	FF	FR	Int	QBH	PBU
@ TCU	Y	7-2—9	0-0	0-0	1	0	1-(0)	0	0

## CAREER HIGHS

### CAREER HIGHS Overall

Solo Tackles	12, Arizona, 10/1/22
Ast Tackles	5, Oregon State, 10/22/22
Total Tackles	13, Arizona, 10/1/22

### At CU



# 44 Jordan Domineck

Gr. • OLB

## CAREER STATS

	GP	UT-AT—TT	TFL	Sacks	FF	FR	Int	QBH	PBU
2018 (GT)	2	4-1—5	0-0	0-0	0	0	0-0	0	0
2019 (GT)	6	12-13—25	3.5-0	1.5-0	0	0	0-0	0	0
2020 (GT)	9	20-15—35	8.5-0	4-0	2	2	0-0	0	1
2021 (GT)	11	18-20—38	5.5-0	3.5-0	3	1	0-0	0	2
2022 (ARK)	13	19-15—34	9.5-0	7.5-0	2	1	0-0	0	0
2023 (CU)	1	2-2—4	0-0	0-0	0	0	0-0	0	0
TOTALS	42	75-66—141	27-0	16.5-0	7	4	0-0	0	3

## GAME-BY-GAME-STATS

### 2018 (Georgia Tech)

	SOLO	AST	TOT	TFL	SCK	YDS	FF	FR	INT	QBH	PBU	SF
USF	3	1	4	0	0	0	0	0	0	0	0	0
Pittsburgh	1	0	1	0	0	0	0	0	0	0	0	0

### 2021 (Jackson State)

	SOLO	AST	TOT	TFL	SCK	YDS	FF	FR	INT	QBH	PBU	SF
Delta St.	0	0	0	0	0	0	0	0	0	0	0	0
@ Ala. A&M	1	0	1	0	0	0	0	0	0	0	0	0
B-Cookman	1	1	2	0	0	0	0	0	0	1	0	0
@MVSU	0	0	0	0	0	0	0	0	0	0	0	0
@ Southern	0	1	1	0	0	0	0	0	0	0	0	0
Alcorn	1	0	1	1	1	0	0	0	0	0	0	0

### 2019 (Georgia Tech)

	SOLO	AST	TOT	TFL	SCK	YDS	FF	FR	INT	QBH	PBU	SF
USF	1	0	1	0	0	0	0	0	0	0	0	0
@ Miami (FL)	1	0	1	1	1	0	0	0	0	0	0	0
Pittsburgh	1	0	1	0	0	0	0	0	0	0	0	0
@ Virginia	1	6	7	0	0	0	0	0	0	0	0	0
Virginia Tech	3	2	5	1	.5	0	0	0	0	0	0	0
N- Carolina	5	5	10	1.5	0	0	0	0	0	0	0	0

### 2020 (Georgia Tech)

	SOLO	AST	TOT	TFL	SCK	YDS	FF	FR	INT	QBH	PBU	SF
Fla. State	3	0	3	0	0	0	0	0	0	0	0	0
UCF	2	1	3	0	0	0	0	0	0	0	1	0
Syracuse	3	1	4	2	1	0	0	0	0	0	0	0
Louisville	2	4	6	1	1	0	1	1	0	0	0	0
Clemson	2	1	3	0	0	0	0	0	0	0	0	0
@ BC	2	2	4	1	0	0	0	0	0	0	0	0
N-Dame	3	0	3	1	0	0	0	0	0	0	0	0
Duke	3	2	5	2.5	2	0	1	1	0	0	0	0
Pittsburgh	0	4	4	1	0	0	0	0	0	0	0	0

### 2021 (Georgia Tech)

	SOLO	AST	TOT	TFL	SCK	YDS	FF	FR	INT	QBH	PBU	SF
N-Illinois	1	1	2	0	0	0	0	0	0	0	0	0
Kenn. St.	4	1	5	3	1	0	2	1	0	0	0	0
@ Clemson	0	2	2	0	0	0	0	0	0	0	0	0
N- Carolina	1	2	3	.5	.5	0	1	0	0	0	0	0
Pittsburgh	0	1	1	0	0	0	0	0	0	0	0	0
@ Duke	2	6	8	.5	.5	0	0	0	0	0	0	0
Virginia Tech	4	2	6	0	0	0	0	0	0	0	0	0
@Miami (FL)	1	0	1	0	0	0	0	0	0	0	0	0
BC	2	0	2	0	0	0	0	0	0	0	1	0
@ N-Dame	2	1	3	1	1	0	0	0	0	0	0	0
Georgia	1	4	5	.5	.5	0	0	0	0	0	1	0

### 2022 (Arkansas)

	SOLO	AST	TOT	TFL	SCK	YDS	FF	FR	INT	QBH	PBU	SF
Cincinnati	1	1	2	1	1	0	1	1	0	0	0	0
S-Carolina	1	0	1	1	1	0	0	0	0	0	0	0
Missouri St.	4	3	7	2.5	2.5	0	0	0	0	0	0	0

Texas A&M	2	1	3	0	0	0	0	0	0	0	0	0
Alabama	1	1	2	0	0	0	0	0	0	0	0	0
@ Miss. St.	1	4	5	0	0	0	1	0	0	0	0	0
@ BYU	1	1	2	0	0	0	1	0	0	0	0	0
@ Auburn	1	0	1	1	1	0	0	0	0	0	0	0
Liberty	1	0	1	1	1	0	0	0	0	0	0	0
LSU	1	2	3	1	0	0	1	0	0	0	0	0
Ole Miss	0	2	2	0	0	0	0	1	0	0	0	0
@ Missouri	2	0	2	0	0	0	0	0	0	0	0	0
Kansas	3	0	3	2	1	0	0	0	0	0	0	0
2023 (Colorado)												
	GP	UT-AT—TT	TFL	Sacks	FF	FR	Int	QBH	PBU			
@ TCU	Y	2-2—4	0-0	0-0	0	0	0-(0)	0	0			

## CAREER HIGHS

### CAREER HIGHS Overall

### At CU

Solo Tackles	5, North Carolina, 11/21/19
Ast Tackles	6, 2X, Duke, 10/19/21
Total Tackles	10, North Carolina, 11/21/19



# 49 Taijh Alston

Gr. • DL

### CAREER STATS

	GP	UT-AT—TT	TFL	Sacks	FF	FR	Int	QBH	PBU
2019 (WV)	2	1-0—1	1-0	1-0	0	0	0-0	0	0
2020 (WV)	1	1-0—1	0-0	0-0	1	0	0-0	0	0
2021 (WV)	13	23-13—36	11-0	5-0	1	0	0-0	3	0
2022 (WV)	12	7-11—18	3-0	2-0	2	0	0-0	0	0
2023 (CU)	1	0-1—1	0-0	0-0	0	0	0-0	0	0
TOTALS	29	32-25—57	15-0	8-0	4	0	0-0	3	0

### GAME-BY-GAME-STATS

2019 (West Virginia)

	SOLO	AST	TOT	TFL	SCK	YDS	FF	FR	INT	QBH	PBU	SF
J-Madison	1	0	1	1	1	7	0	0	0	0	0	0
@ Missouri	0	0	0	0	0	0	0	0	0	0	0	0

2020 (West Virginia)

	SOLO	AST	TOT	TFL	SCK	YDS	FF	FR	INT	QBH	PBU	SF
@Iowa State	1	0	1	0	0	0	1	0	0	0	0	0

2021 (West Virginia)

	SOLO	AST	TOT	TFL	SCK	YDS	FF	FR	INT	QBH	PBU	SF
@ Maryland	3	1	4	1	0	0	0	0	0	0	0	0
LIU	0	1	1	0	0	0	0	0	0	1	0	0
Virginia Tech	2	2	4	1.5	1.5	14	0	0	0	0	0	0
@Oklahoma	3	1	4	2	2	7	0	0	0	0	0	0
Texas Tech	2	3	5	2.5	.5	4	0	0	0	0	0	0
@ Baylor	0	0	0	0	0	0	0	0	0	0	0	0
@TCU	3	0	3	0	0	0	0	0	0	0	0	0
Iowa State	2	0	2	1	0	0	0	0	0	1	0	0
Oklahoma St	1	2	3	.5	0	0	0	0	0	0	0	0
@ KS. State	1	1	2	1	1	1	0	0	0	0	0	0
Texas	1	2	3	.5	0	0	0	0	0	1	0	0
@ Kansas	2	0	2	0	0	0	0	0	0	0	0	0
Minnesota	3	0	3	1	0	0	1	0	0	0	0	0

2022 (West Virginia)

	SOLO	AST	TOT	TFL	SCK	YDS	FF	FR	INT	QBH	PBU	SF
@Pittsburgh	0	2	2	0	0	0	0	0	0	0	0	0
Kansas	1	2	3	0	0	0	1	0	0	0	0	0
Towson	1	1	2	1	0	0	1	0	0	0	0	0
@ VA. Tech	3	0	3	1	1	6	0	0	0	0	0	0
@ Texas	0	0	0	0	0	0	0	0	0	0	0	0
Baylor	0	0	0	0	0	0	0	0	0	0	0	0
@Texas Tech	0	0	0	0	0	0	0	0	0	0	0	0
TCU	0	0	0	0	0	0	0	0	0	0	0	0
@Iowa State	1	2	3	1	1	10	0	0	0	0	0	0
Oklahoma	0	1	1	0	0	0	0	0	0	0	0	0
Kansas State	0	0	0	0	0	0	0	0	0	0	0	0
@ Ok. State	1	3	4	0	0	0	0	0	0	0	0	0

2023 (Colorado)

	GP	UT-AT—TT	TFL	Sacks	FF	FR	Int	QBH	PBU
@TCU	Y	0-1—1	0-0	0-0	0	0	0-(0)	0	0

### CAREER HIGHS

#### CAREER HIGHS Overall

At CU

Solo Tackles	3,4X, Virginia Tech, 9/22/22
Ast Tackles	3, 2X, Oklahoma State, 11/26/22
Total Tackles	5, Texas Tech, 10/2/21
Tackles loss	2.5, Texas Tech, 10/2/21

# 53 Arden Walker

So. • DL

### CAREER STATS

	GP	Solo	AST	TOT	TFL	SCK	FF	FR	INT	QBH	PBU	SF
2021 (Mo)	3	3	2	5	0	0	0	0	0	0	0	0
2022 (Mo)	11	5	1	6	1.5	0	0	1	0	0	0	0
TOTALS	14	8	3	11	1.5	0	0	1	0	0	0	0

### GAME-BY-GAME-STATS

2021 (Missouri)

	SOLO	AST	TOT	TFL	SCK	YDS	FF	FR	INT	QBH	PBU	SF
SE Miss.	2	1	3	0	0	0	0	0	0	0	0	0
@ Georgia	0	1	1	0	0	0	0	0	0	0	0	0
S-Carolina	1	0	1	0	0	0	0	0	0	0	0	0

2022 (Missouri)

	SOLO	AST	TOT	TFL	SCK	YDS	FF	FR	INT	QBH	PBU	SF
@ La. Tech	0	0	0	0	0	0	0	0	0	0	0	0
@ Ks. State	0	0	0	0	0	0	0	1	0	0	0	0
Ab. Christian	1	0	1	0	0	0	0	0	0	0	0	0
@ Auburn	0	0	0	0	0	0	0	0	0	0	0	0
Georgia	0	0	0	0	0	0	0	0	0	0	0	0
@Florida	0	0	0	0	0	0	0	0	0	0	0	0
Vanderbilt	0	0	0	0	0	0	0	0	0	0	0	0
@ S- Carolina	0	0	0	0	0	0	0	0	0	0	0	0
@ Tennessee	0	0	0	0	0	0	0	0	0	0	0	0
NM State	2	1	3	1.5	0	0	0	0	0	0	0	0
Wake Forest	2	0	2	0	0	0	0	0	0	0	0	0

### CAREER HIGHS

#### CAREER HIGHS Overall

At CU

Solo Tackles	2,3X, Wake Forest, 12/23/22
Ast Tackles	1, 3X, New Mexico State, 11/19/22
Total Tackles	3,2X, New Mexico State, 11/19/22



# 55 Leonard Payne

Gr. • DL

# 87 Michael Harrison

Jr. • TE

### CAREER STATS

	GP	Solo	AST	TOT	TFL	SCK	FF	FR	INT	QBH	PBU	SF
2019 (FS)	2	1	2	3	0	0	0	0	0	0	0	0
2021 (FS)	9	10	12	22	5	3.5	0	1	0	0	0	0
2022 (FS)	11	6	4	10	5.5	2	1	1	0	0	0	0
TOTALS	28	17	18	35	10.5	5.5	1	2	0	0	0	0

### GAME-BY-GAME-STATS

2019 (Fresno State)

	SOLO	AST	TOT	TFL	SCK	YDS	FF	FR	INT	QBH	PBU	SF
@Air Force	1	1	2	0	0	0	0	0	0	0	0	0
@SDSU	0	1	1	0	0	0	0	0	0	0	0	0

2021 (Fresno State)

	SOLO	AST	TOT	TFL	SCK	YDS	FF	FR	INT	QBH	PBU	SF
UCONN	0	2	2	.5	.5	0	0	0	0	0	0	0
@ Oregon	1	2	3	.5	0	0	0	0	0	0	0	0
Cal Poly	3	1	4	1.5	1	0	0	0	0	0	0	0
@ UCLA	0	0	0	0	0	0	0	1	0	0	0	0
UNLV	1	1	2	0	0	0	0	0	0	0	0	0
@ Hawaii	2	0	2	0	0	0	0	0	0	0	0	0
@ Wyoming	2	2	4	1.5	1.5	0	0	0	0	0	0	0
Nevada	0	1	1	.5	.5	0	0	0	0	0	0	0
Boise St.	1	3	4	.5	0	0	0	0	0	0	0	0

2022 (Fresno State)

	SOLO	AST	TOT	TFL	SCK	YDS	FF	FR	INT	QBH	PBU	SF
Cal Poly	0	2	2	.5	0	0	0	0	0	0	0	0
Oregon St.	0	0	0	0	0	0	0	0	0	0	0	0
@ USC	0	0	0	0	0	0	0	0	0	0	0	0
@ UCONN	1	1	2	1	0	0	0	0	0	0	0	0
@ NM	1	0	1	1	1	0	0	0	0	0	0	0
SDSU	2	1	3	1	0	0	1	1	0	0	0	0
Hawaii	0	0	0	0	0	0	0	0	0	0	0	0
@ UNLV	1	0	1	1	0	0	0	0	0	0	0	0
Wyoming	0	0	0	0	0	0	0	0	0	0	0	0
@ Boise St.	0	0	0	0	0	0	0	0	0	0	0	0
Wash. St.	1	0	1	1	1	0	0	0	0	0	0	0

### CAREER HIGHS

#### CAREER HIGHS Overall

Solo Tackles	3, Cal Poly, 9/11/21
Ast Tackles	3, Boise State, 11/6/21
Total Tackles	4,2X, Boise State, 11/6/21
Tackles loss	2.5, Texas Tech, 10/2/21

At CU

### CAREER STATS

	GP	Rec	Yds	Avg.	TD
2021 (CU)	12	0	0	0	0
2022 (CU)	12	2	12	6	0
2023 (CU)	1	2	12	6	0
Totals	25	4	24	6	0

### GAME-BY-GAME STATS

2021 (Colorado)

	REC	Yds	Avg.	TD
UNCO	0	0	0	0
Texas A&M	0	0	0	0
Minnesota	0	0	0	0
@ Arizona St	0	0	0	0
USC	0	0	0	0
Arizona	0	0	0	0
@ California	0	0	0	0
@ Oregon	0	0	0	0
Oregon St	0	0	0	0
@ UCLA	0	0	0	0
Washington	0	0	0	0
Utah	0	0	0	0

2022 (Colorado)

	REC	Yds	Avg.	TD
TCU	0	0	0	0
@ Air Force	0	0	0	0
@ Minneota	0	0	0	0
UCLA	0	0	0	0
@ Arizona	0	0	0	0
California	0	0	0	0
@ Oregon St	0	0	0	0
Arizona St	0	0	0	0
Oregon	0	0	0	0
@ USC	0	0	0	0
@ Wash.	1	3	3	0
Utah	1	9	9	0

2023 (Colorado)

	REC	Yds	Avg.	TD
@ TCU	2	12	6	0

### CAREER HIGHS

#### CAREER HIGHS Overall

Reception	2, TCU, 9/2/23
Rec Yards	12, TCU, 9/2/23

At CU



# 88 Amari McNeill

So. • DL

### CAREER STATS

	GP	Solo	AST	TOT	TFL	SCK	FF	FR	INT	QBH	PBU	SF
2022 (TN)	6	2	1	3	0	0	0	0	0	0	1	0
TOTALS	6	2	1	3	0	0	0	0	0	0	1	0

### GAME-BY-GAME-STATS

2022 (Tennessee)

	SOLO	AST	TOT	TFL	SCK	YDS	FF	FR	INT	QBH	PBU	SF
Ball State	0	0	0	0	0	0	0	0	0	0	1	0
Akron	0	0	0	0	0	0	0	0	0	0	0	0
UT Martin	1	0	1	0	0	0	0	0	0	0	0	0
Missouri	0	0	0	0	0	0	0	0	0	0	0	0
@Vanderbilt	0	1	1	0	0	0	0	0	0	0	0	0
Clemson	1	0	1	0	0	0	0	0	0	0	0	0

### CAREER HIGHS

#### CAREER HIGHS Overall

At CU

Solo Tackles	1,2X, Clemson, 12/30/22
Ast Tackles	1, Vanderbilt, 11/26/22
Total Tackles	1,3X, Clemson, 12/30/22

# 95 Bishop Thomas

Fr. • DL

### CAREER STATS

	GP	Solo	AST	TOT	TFL	SCK	FF	FR	INT	QBH	PBU	SF
2022 (FSU)	2	0	1	1	0	0	0	0	0	0	0	0
TOTALS	2	0	1	1	0	0	0	0	0	0	0	0

### GAME-BY-GAME-STATS

2022 (Tennessee)

	SOLO	AST	TOT	TFL	SCK	YDS	FF	FR	INT	QBH	PBU	SF
BC	0	1	1	0	0	0	0	0	0	0	1	0
Louisiana	0	0	0	0	0	0	0	0	0	0	0	0

### CAREER HIGHS

#### CAREER HIGHS Overall

At CU

Solo Tackles	1, Boston College, 9/24/22
Ast Tackles	1, Boston College, 9/24/22
Total Tackles	1, Boston College, 9/24/22

# 99 Shane Cokes

Gr. • DL

### CAREER STATS

	GP	Solo	AST	TOT	TFL	SCK	FF	FR	INT	QBH	PBU	SF
2019 (DM)	2	1	1	2	0	0	0	0	0	0	0	0
2021 (DM)	10	19	13	32	5.5	4	0	1	0	1	0	0
2022 (DM)	10	27	26	53	8.5	4.5	1	0	0	2	1	0
TOTALS	22	47	40	87	14	8.5	1	1	0	3	1	0

	GP	UT-AT—TT	TFL	Sacks	FF	FR	Int	QBH	PBU
2019 (DM)	2	1-1—2	0-0	0-0	0	0	0-0	0	0
2021 (DM)	10	19-13—32	5.5-0	4-0	0	1	0-0	1	0
2022 (DM)	10	27-26—53	8.5-0	4.5-0	1	0	0-0	2	1
2023 (CU)	1	1-3—4	0-0	0-0	0	0	0-0	0	0
TOTALS	23	48-43—91	14-0	8.5-0	1	1	0-0	3	1

### GAME-BY-GAME-STATS

2019 (Fresno State)

	SOLO	AST	TOT	TFL	SCK	YDS	FF	FR	INT	QBH	PBU	SF
Colgate	0	1	1	0	0	0	0	0	0	0	0	0
Yale	1	0	1	0	0	0	0	0	0	0	0	0

2021 (Dartmouth)

	SOLO	AST	TOT	TFL	SCK	YDS	FF	FR	INT	QBH	PBU	SF
@Valparaiso	2	2	4	0	0	0	0	0	0	0	0	0
Sacred Heart	1	0	1	1	0	0	0	0	0	0	0	0
@ Penn	0	1	1	.5	.5	4	0	0	0	0	0	0
Yale	4	1	5	0	0	0	0	0	0	0	0	0
@ N-Hamp	1	1	2	0	0	0	0	0	0	0	0	0
Columbia	2	2	4	0	0	0	0	0	0	0	0	0
@ Harvard	0	1	1	.5	0	0	0	1	0	1	0	0
Princeton	4	3	7	2.5	2.5	13	0	0	0	0	0	0
Cornell	1	0	1	1	1	10	0	0	0	0	0	0
@ Brown	4	2	6	0	0	0	0	0	0	0	0	0

2022 (Dartmouth)

	SOLO	AST	TOT	TFL	SCK	YDS	FF	FR	INT	QBH	PBU	SF
Valparaiso	1	5	6	1	1	4	0	0	0	0	0	0
@Sacred Hrt	4	4	8	1	0	0	0	0	0	0	0	0
Penn	6	2	8	.5	.5	1	0	0	0	2	0	0
@ Yale	3	3	6	.5	0	0	0	0	0	0	0	0
N-Hamp	3	2	5	2.5	1	11	1	0	0	0	0	0
@Columbia	0	2	2	0	0	0	0	1	0	0	0	0
Harvard	3	2	5	1	1	6	0	0	0	0	0	0
@ Princeton	1	2	3	0	0	0	0	0	0	0	1	0
@Cornell	3	2	5	.5	0	0	0	0	0	0	0	0
@ Brown	3	2	5	1.5	1	6	0	0	0	0	0	0

2023 (Colorado)

	GP	UT-AT—TT	TFL	Sacks	FF	FR	Int	QBH	PBU
@ TCU	Y	1-3—4	0-0	0-0	0	0	0-(0)	0	0

### CAREER HIGHS

#### CAREER HIGHS Overall

At CU

Solo Tackles	6, Penn, 9/30/22
Ast Tackles	5, Valparaiso, 9/17/22
Total Tackles	8,2X, Penn, 9/30/22
Tackles loss	2.5, New Hampshire, 10/15/22
Sacks	2.5, Princeton, 11/5/21



2023-24 Colorado Football  
Game Results  
All games

Team Results

Date	Opponent		Score	Overall	Conf	Time	Attend
09/02/2023	at TCU	W	45-42	1-0	0-0	3:39	53294



2023-24 Colorado Football  
Overall Team Statistics  
All games

Team Statistics

	CU	OPP
<b>Scoring</b>	<b>45</b>	<b>42</b>
Points per game	45.0	42.0
Points Off Turnovers	0	7
<b>First Downs</b>	<b>30</b>	<b>27</b>
Rushing	6	11
Passing	20	15
Penalty	4	1
<b>Rushing Yardage</b>	<b>55</b>	<b>262</b>
Yards gained rushing	93	262
Yards lost rushing	38	0
Rushing attempts	34	37
Average per rush	1.6	7.1
Average per game	55.0	262.0
TDs Rushing	2	4
<b>Passing Yardage</b>	<b>510</b>	<b>279</b>
Comp-Att-Int	38-47-0	24-42-2
Average per pass	10.9	6.6
Average per catch	13.4	11.6
Average per game	510.0	279.0
TDs Passing	4	2
<b>Total offense</b>	<b>565</b>	<b>541</b>
Total plays	81	79
Average per play	7.0	6.8
Average per game	565.0	541.0
<b>Kick returns: #-Yards</b>	<b>1-18</b>	<b>5-150</b>
<b>Punt returns: #-Yards</b>	<b>1-2</b>	<b>0-0</b>
<b>Int returns: #-Yards</b>	<b>2-0</b>	<b>0-0</b>
<b>Kick return average</b>	<b>18.0</b>	<b>30.0</b>
<b>Punt return average</b>	<b>2.0</b>	<b>0.0</b>
<b>Int return average</b>	<b>0.0</b>	<b>0.0</b>
<b>Fumbles-Lost</b>	<b>1-1</b>	<b>1-0</b>
<b>Penalties-Yards</b>	<b>6-35</b>	<b>10-78</b>
Average per game	35.0	78.0
<b>Punts-Yards</b>	<b>3-133</b>	<b>2-95</b>
Average per punt	44.3	47.5
Net punt average	44.3	46.5
<b>Kickoffs-Yards</b>	<b>7-414</b>	<b>7-455</b>
Average per kick	59.1	65.0
Net kick average	30.6	41.0
<b>Time of possession / game</b>	<b>34:33</b>	<b>25:27</b>
<b>3rd-down conversion</b>	<b>9/15</b>	<b>10/16</b>
3rd-down pct	60%	63%
<b>4rd-down conversion</b>	<b>2/2</b>	<b>1/2</b>



2023-24 Colorado Football  
Overall Team Statistics  
All games

	CU	OPP
4rd-down pct	100%	50%
<b>Sacks by-Yards</b>	<b>0-0</b>	<b>4-32</b>
<b>Misc Yards</b>	<b>0</b>	<b>0</b>
<b>Touchdowns scored</b>	<b>6</b>	<b>6</b>
<b>Field goals - attempts</b>	<b>1-2</b>	<b>0-1</b>
<b>On-Side kicks</b>	<b>0-0</b>	<b>0-0</b>
<b>Red-zone scores</b>	<b>(3-3) 100%</b>	<b>(4-6) 67%</b>
<b>Red-zone touchdowns</b>	<b>(3-3) 100%</b>	<b>(4-6) 67%</b>
<b>PAT-attempts</b>	<b>(6-6) 100%</b>	<b>(6-6) 100%</b>
<b>2-point conversion-attempts</b>	<b>(0-0) 0%</b>	<b>(0-0) 0%</b>
<b>Attendance</b>	<b>0</b>	<b>53294</b>
Games / Avg per game	0/0	1/53294
Neutral site games	-	0/0

Score by Periods

Team	1st	2nd	3rd	4th	OT	TOT
Colorado	7	10	14	14	0	45
Opponents	0	14	14	14	0	42



**2023-24 Colorado Football  
Individual Statistics  
All games**

**Rushing**

Player	gp	att	gain	loss	net	avg	td	lg	avg/g
Sy'veon Wilkerson	1	13	45	0	45	3.5	1	10	45.0
Dylan Edwards	1	6	24	0	24	4.0	1	8	24.0
Anthony Hankerson	1	9	24	3	21	2.3	0	8	21.0
Shedeur Sanders	1	5	0	32	-32	-6.4	0	0	-32.0
Team	1	1	0	3	-3	-3.0	0	0	-3.0
<b>Total</b>	<b>1</b>	<b>34</b>	<b>93</b>	<b>38</b>	<b>55</b>	<b>1.6</b>	<b>2</b>	<b>10</b>	<b>55.0</b>
<b>Opponents</b>	<b>1</b>	<b>37</b>	<b>262</b>	<b>0</b>	<b>262</b>	<b>7.1</b>	<b>4</b>	<b>74</b>	<b>262.0</b>

**Passing**

Player	gp	effic	comp-att-int	pct	yds	td	lg	avg/g
Shedeur Sanders	1	200.1	38-47-0	80.9	510	4	75	510.0
<b>Total</b>	<b>1</b>	<b>200.1</b>	<b>38-47-0</b>	<b>80.9</b>	<b>510</b>	<b>4</b>	<b>75</b>	<b>510.0</b>
<b>Opponents</b>	<b>1</b>	<b>119.1</b>	<b>24-42-2</b>	<b>57.1</b>	<b>279</b>	<b>2</b>	<b>23</b>	<b>279.0</b>

**Receiving**

Player	gp	no.	yds	avg	td	lg	avg/g
Jimmy Horn Jr.	1	11	117	10.6	1	26	117.0
Travis Hunter	1	11	119	10.8	0	43	119.0
Xavier Weaver	1	6	118	19.7	0	44	118.0
Dylan Edwards	1	5	135	27.0	3	75	135.0
Tar'Varish Dawson	1	3	9	3.0	0	6	9.0
Michael Harrison	1	2	12	6.0	0	8	12.0
<b>Total</b>	<b>1</b>	<b>38</b>	<b>510</b>	<b>13.4</b>	<b>4</b>	<b>75</b>	<b>510.0</b>
<b>Opponents</b>	<b>1</b>	<b>24</b>	<b>279</b>	<b>11.6</b>	<b>2</b>	<b>23</b>	<b>279.0</b>

**Scoring**

Player	td	fg	PAT					dxp	saf	pts
			kick	rush	rcv	pass				
Dylan Edwards	4	-	-	-	-	-	-	-	24	
Jace Feely	-	1-2	5-5	-	-	-	-	-	8	
Jimmy Horn Jr.	1	-	-	-	-	-	-	-	6	
Sy'veon Wilkerson	1	-	-	-	-	-	-	-	6	
Alejandro Mata	-	-	1-1	-	-	-	-	-	1	
<b>Total</b>	<b>6</b>	<b>1-2</b>	<b>6-6</b>	<b>0</b>	<b>0</b>	<b>0</b>	<b>0</b>	<b>0</b>	<b>45</b>	
<b>Opponents</b>	<b>6</b>	<b>0-1</b>	<b>6-6</b>	<b>0</b>	<b>0</b>	<b>0</b>	<b>0</b>	<b>0</b>	<b>42</b>	

**Field Goals**

Player	fg	pct.	01-19	20-29	30-39	40-49	50-99	lg	blk
Jace Feely	1-2	50.0	0-0	0-0	0-0	1-2	0-0	49	1
<b>Opponents</b>	<b>0-1</b>	<b>0.0</b>	<b>0-0</b>	<b>0-0</b>	<b>0-0</b>	<b>0-1</b>	<b>0-0</b>	<b>0</b>	<b>0</b>

**FG Sequence**

Team Name	Colorado	Opponents
TCU	49,(49)	43

Numbers in (parentheses) indicate field goal was made

**Punt Returns**

Player	no.	yds	avg	td	lg
Jimmy Horn Jr.	1	2	2.0	0	2
<b>Total</b>	<b>1</b>	<b>2</b>	<b>2.0</b>	<b>0</b>	<b>2</b>
<b>Opponents</b>	<b>0</b>	<b>0</b>	<b>0.0</b>	<b>0</b>	<b>0</b>

**Interceptions**

Player	no.	yds	avg	td	lg
Trevor Woods	1	0	0.0	0	0
Travis Hunter	1	0	0.0	0	0
<b>Total</b>	<b>2</b>	<b>0</b>	<b>0.0</b>	<b>0</b>	<b>0</b>
<b>Opponents</b>	<b>0</b>	<b>0</b>	<b>0.0</b>	<b>0</b>	<b>0</b>

**Kick Returns**

Player	no.	yds	avg	td	lg
Dylan Edwards	1	18	18.0	0	18
<b>Total</b>	<b>1</b>	<b>18</b>	<b>18.0</b>	<b>0</b>	<b>18</b>
<b>Opponents</b>	<b>5</b>	<b>150</b>	<b>30.0</b>	<b>0</b>	<b>86</b>

**Fumble Returns**

Player	no.	yds	avg	td	lg
<b>Total</b>	<b>0</b>	<b>0</b>	<b>0.0</b>	<b>0</b>	<b>0</b>
<b>Opponents</b>	<b>1</b>	<b>9</b>	<b>9.0</b>	<b>0</b>	<b>9</b>

**Total Offense**

Player	g	plays	rush	pass	total	avg/g
Shedeur Sanders	1	52	-32	510	478	478.0
Sy'veon Wilkerson	1	13	45	0	45	45.0
Dylan Edwards	1	6	24	0	24	24.0
Anthony Hankerson	1	9	21	0	21	21.0
Team	1	0	-3	0	-3	-3.0
<b>Total</b>	<b>1</b>	<b>81</b>	<b>55</b>	<b>510</b>	<b>565</b>	<b>565.0</b>
<b>Opponents</b>	<b>1</b>	<b>79</b>	<b>262</b>	<b>279</b>	<b>541</b>	<b>541.0</b>

**Punting**

Player	no.	yds	avg	lg	tb	fc	i20	50+	blk
Mark Vassett	3	133	44.3	56	0	0	1	1	0
<b>Total</b>	<b>3</b>	<b>133</b>	<b>44.3</b>	<b>56</b>	<b>0</b>	<b>0</b>	<b>1</b>	<b>1</b>	<b>0</b>
<b>Opponents</b>	<b>2</b>	<b>95</b>	<b>47.5</b>	<b>48</b>	<b>0</b>	<b>1</b>	<b>1</b>	<b>0</b>	<b>0</b>

**Kickoffs**

Player	no.	yds	avg	tb	ob	retn	net	ydl
Jace Feely	4	240	60.0	1	1			
Cristiano Palazzo	3	174	58.0	0	0			
<b>Total</b>	<b>7</b>	<b>414</b>	<b>59.1</b>	<b>1</b>	<b>1</b>	<b>5</b>	<b>30.6</b>	<b>34</b>
<b>Opponents</b>	<b>7</b>	<b>455</b>	<b>65.0</b>	<b>6</b>	<b>0</b>	<b>1</b>	<b>41</b>	<b>24</b>



2023-24 Colorado Football  
Individual Statistics  
All games

All Purpose

Player	g	rush	rcv	pr	kr	ir	total	avg/g
Dylan Edwards	1	24	135	0	18	0	177	177.0
Jimmy Horn Jr.	1	0	117	2	0	0	119	119.0
Travis Hunter	1	0	119	0	0	0	119	119.0
Xavier Weaver	1	0	118	0	0	0	118	118.0
Sy'veon Wilkerson	1	45	0	0	0	0	45	45.0
Anthony Hankerson	1	21	0	0	0	0	21	21.0
Michael Harrison	1	0	12	0	0	0	12	12.0
Tar'Varish Dawson	1	0	9	0	0	0	9	9.0
Shedeur Sanders	1	-32	0	0	0	0	-32	-32.0
Team	1	-3	0	0	0	0	-3	-3.0
<b>Total</b>	<b>1</b>	<b>55</b>	<b>510</b>	<b>2</b>	<b>18</b>	<b>0</b>	<b>585</b>	<b>585.0</b>
<b>Opponents</b>	<b>1</b>	<b>262</b>	<b>279</b>	<b>0</b>	<b>150</b>	<b>0</b>	<b>691</b>	<b>691.0</b>



2023-24 Colorado Football  
Overall Defense Statistics  
All games

Team Defense

##	Player	gp	Tackles				tfl/yds	Sacks	Pass defense			Fumbles		blkd	
			ua	a	tot	no-yds		int-yds	brup	qbh	fr-yds	ff	kick	saf	
25	Marvin Ham	1	7	3	10	.	.	.	.	.	.	.	.	.	
21	Shilo Sanders	1	9	1	10	.	.	.	.	.	.	.	.	.	
43	Trevor Woods	1	7	2	9	.	.	1-0	1	.	.	1	.	.	
18	Myles Slusher	1	6	.	6	.	.	.	.	.	.	.	.	.	
20	LaVonta Bentley	1	1	4	5	.	.	.	.	1	.	.	.	.	
99	Shane Cokes	1	1	3	4	.	.	.	.	.	.	.	.	.	
44	Jordan Domineck	1	2	2	4	.	.	.	.	.	.	.	.	.	
12	Travis Hunter	1	1	2	3	.	.	1-0	1	.	.	.	.	.	
29	Rodrick Ward	1	3	.	3	.	.	.	.	.	.	.	.	.	
3	Omarion Cooper	1	3	.	3	.	.	.	.	1	.	.	.	.	
33	Deeve Harris	1	1	1	2	.	.	.	.	.	.	.	.	.	
49	Taijh Alston	1	.	1	1	.	.	.	.	.	.	.	.	.	
31	Jaden Milliner-Jones	1	1	.	1	.	.	.	.	.	.	.	.	.	
4	Javon Antonio	1	1	.	1	.	.	.	.	.	.	.	.	.	
41	Khairi Manns	1	.	1	1	.	.	.	.	.	.	.	.	.	
9	Derrick McLendon II	1	1	.	1	.	.	.	.	1	.	.	.	.	
52	Chazz Wallace	1	1	.	1	.	.	.	.	.	.	.	.	.	
13	Kaleb Mathis	1	1	.	1	.	.	.	.	.	.	.	.	.	
	<b>Totals</b>	<b>1</b>	<b>46</b>	<b>20</b>	<b>66</b>	<b>0-0</b>	<b>0-0</b>	<b>2-0</b>	<b>3</b>	<b>2</b>	<b>0-0</b>	<b>1</b>	<b>0</b>	<b>0</b>	
	Opponents	1	44	34	78	7-36	4-32	0-0	2	3	1-9	1	1	0	



**2023-24 Colorado Football**  
**Individual Game Highs**  
**All games**

**Colorado - Individual Game Highs**

<b>RUSHES</b>	13	Sy'veon Wilkerson at TCU (09/02/2023)
<b>YARDS RUSHING</b>	45	Sy'veon Wilkerson at TCU (09/02/2023)
<b>TD RUSHES</b>	1	Dylan Edwards at TCU (09/02/2023)
	1	Sy'veon Wilkerson at TCU (09/02/2023)
<b>LONG RUSH</b>	10	Sy'veon Wilkerson at TCU (09/02/2023)
<b>PASS ATTEMPTS</b>	47	Shedeur Sanders at TCU (09/02/2023)
<b>PASS COMPLETIONS</b>	38	Shedeur Sanders at TCU (09/02/2023)
<b>YARDS PASSING</b>	510	Shedeur Sanders at TCU (09/02/2023)
<b>TD PASSES</b>	4	Shedeur Sanders at TCU (09/02/2023)
<b>LONG PASS</b>	75	Shedeur Sanders at TCU (09/02/2023)
<b>RECEPTIONS</b>	11	Travis Hunter at TCU (09/02/2023)
	11	Jimmy Horn Jr. at TCU (09/02/2023)
<b>YARDS RECEIVING</b>	135	Dylan Edwards at TCU (09/02/2023)
<b>TD RECEPTIONS</b>	3	Dylan Edwards at TCU (09/02/2023)
<b>LONG RECEPTION</b>	75	Dylan Edwards at TCU (09/02/2023)
<b>PUNTS</b>	3	Mark Vassett at TCU (09/02/2023)
<b>PUNTING AVG</b>	44.3	Mark Vassett at TCU (09/02/2023)
<b>LONG PUNT</b>	56	Mark Vassett at TCU (09/02/2023)
<b>PUNTS INSIDE 20</b>	1	Mark Vassett at TCU (09/02/2023)
<b>LONG PUNT RETURN</b>	2	Jimmy Horn Jr. at TCU (09/02/2023)
<b>LONG KICKOFF RETURN</b>	18	Dylan Edwards at TCU (09/02/2023)
<b>TACKLES</b>	10	Marvin Ham at TCU (09/02/2023)
	10	Shilo Sanders at TCU (09/02/2023)
<b>SACKS</b>	none	
<b>TACKLES FOR LOSS</b>	none	



2023-24 Colorado Football  
Team Game-by-Game  
All games

Date	Opponent	Rushing				Receiving				Passing				Kick Returns				Punt Returns				tot off		
		no.	yds	td	lg	no.	yds	td	lg	cmp	att	int	yds	td	lg	no.	yds	td	lg	no.	yds		td	lg
09/02/2023	at TCU	34	55	2	10	38	510	4	75	38	47	0	510	4	75	1	18	0	18	1	2	0	2	565
<b>Colorado</b>		<b>34</b>	<b>55</b>	<b>2</b>	<b>10</b>	<b>38</b>	<b>510</b>	<b>4</b>	<b>75</b>	<b>38</b>	<b>47</b>	<b>0</b>	<b>510</b>	<b>4</b>	<b>75</b>	<b>1</b>	<b>18</b>	<b>0</b>	<b>18</b>	<b>1</b>	<b>2</b>	<b>0</b>	<b>2</b>	<b>565</b>
<b>Opponents</b>		<b>37</b>	<b>262</b>	<b>4</b>	<b>74</b>	<b>24</b>	<b>279</b>	<b>2</b>	<b>23</b>	<b>24</b>	<b>42</b>	<b>2</b>	<b>279</b>	<b>2</b>	<b>23</b>	<b>5</b>	<b>150</b>	<b>0</b>	<b>86</b>	<b>0</b>	<b>0</b>	<b>0</b>	<b>0</b>	<b>541</b>

Colorado Averages

Games	Avg/ rush	Avg/ catch	Pass effic	KR avg	PR avg	All purpose avg/game	Total offense avg/game
1	1.6	13.4	200.1	18.0	2.0	585.0	565.0

Date	Opponent	Tackles				Sacks	Fumble	Pass Defense			blkd	PAT attempts			off			
		ua	a	total	tfl-yds	no-yds	ff	fr-yds	int-yds	qbh	brup	kick	kick	rush	rcv	saf	t/o	pts
09/02/2023	at TCU	46	20	66	0.0-0	0-0	1	0-0	2-0	2	3	0	6-6	0	0	0	0	45
<b>Colorado</b>		<b>46</b>	<b>20</b>	<b>66</b>	<b>0.0-0</b>	<b>0-0</b>	<b>1</b>	<b>0-0</b>	<b>2-0</b>	<b>2</b>	<b>3</b>	<b>0</b>	<b>6-6</b>	<b>0</b>	<b>0</b>	<b>0</b>	<b>0</b>	<b>45</b>
<b>Opponents</b>		<b>44</b>	<b>34</b>	<b>78</b>	<b>7.0-36</b>	<b>4-32</b>	<b>1</b>	<b>1-9</b>	<b>0-0</b>	<b>3</b>	<b>2</b>	<b>1</b>	<b>6-6</b>	<b>0</b>	<b>0</b>	<b>0</b>	<b>7</b>	<b>42</b>

Date	Opponent	Punting									Field Goals			Kickoffs				
		no.	yds	avg	long	blkd	tb	fc	50+	i20	md-att	long	blkd	no.	yds	avg	tb	ob
09/02/2023	at TCU	3	133	44.3	56	0	0	0	1	1	1-2	49	1	7	414	59.1	1	1
<b>Colorado</b>		<b>3</b>	<b>133</b>	<b>44.3</b>	<b>56</b>	<b>0</b>	<b>0</b>	<b>0</b>	<b>1</b>	<b>1</b>	<b>1-2</b>	<b>49</b>	<b>1</b>	<b>7</b>	<b>414</b>	<b>59.1</b>	<b>1</b>	<b>1</b>
<b>Opponents</b>		<b>2</b>	<b>95</b>	<b>47.5</b>	<b>48</b>	<b>0</b>	<b>0</b>	<b>1</b>	<b>0</b>	<b>1</b>	<b>0-1</b>	<b>0</b>	<b>0</b>	<b>7</b>	<b>455</b>	<b>65.0</b>	<b>6</b>	<b>0</b>



2023-24 Colorado Football  
Opponents Game-by-Game  
All games

Date	Opponent	Rushing				Receiving				Passing				Kick Returns				Punt Returns				tot off		
		no.	yds	td	lg	no.	yds	td	lg	cmp	att	int	yds	td	lg	no.	yds	td	lg	no.	yds		td	lg
09/02/2023	at TCU	37	262	4	74	24	279	2	23	24	42	2	279	2	23	5	150	0	86	0	0	0	0	541
<b>Opponents</b>		<b>37</b>	<b>262</b>	<b>4</b>	<b>74</b>	<b>24</b>	<b>279</b>	<b>2</b>	<b>23</b>	<b>24</b>	<b>42</b>	<b>2</b>	<b>279</b>	<b>2</b>	<b>23</b>	<b>5</b>	<b>150</b>	<b>0</b>	<b>86</b>	<b>0</b>	<b>0</b>	<b>0</b>	<b>0</b>	<b>541</b>
<b>Colorado</b>		<b>34</b>	<b>55</b>	<b>2</b>	<b>10</b>	<b>38</b>	<b>510</b>	<b>4</b>	<b>75</b>	<b>38</b>	<b>47</b>	<b>0</b>	<b>510</b>	<b>4</b>	<b>75</b>	<b>1</b>	<b>18</b>	<b>0</b>	<b>18</b>	<b>1</b>	<b>2</b>	<b>0</b>	<b>2</b>	<b>565</b>

Opponents Averages

Games	Avg/ rush	Avg/ catch	Pass effic	KR avg	PR avg	All purpose avg/game	Total offense avg/game
1	7.1	11.6	119.1	30.0	0.0	691.0	541.0

Date	Opponent	Tackles				Sacks	Fumble	Pass Defense			blkd	PAT attempts			off				
		ua	a	total	tfl-yds	no-yds	ff	fr	yds	qbh	brup	kick	kick	rush	rcv	saf	t/o	pts	
09/02/2023	at TCU	44	34	78	7.0-36	4-32	1	1	9	0-0	3	2	1	6-6	0	0	0	7	42
<b>Opponents</b>		<b>44</b>	<b>34</b>	<b>78</b>	<b>7.0-36</b>	<b>4-32</b>	<b>1</b>	<b>1</b>	<b>9</b>	<b>0-0</b>	<b>3</b>	<b>2</b>	<b>1</b>	<b>6-6</b>	<b>0</b>	<b>0</b>	<b>0</b>	<b>7</b>	<b>42</b>
<b>Colorado</b>		<b>46</b>	<b>20</b>	<b>66</b>	<b>0.0-0</b>	<b>0-0</b>	<b>1</b>	<b>0</b>	<b>0</b>	<b>2-0</b>	<b>2</b>	<b>3</b>	<b>0</b>	<b>6-6</b>	<b>0</b>	<b>0</b>	<b>0</b>	<b>0</b>	<b>45</b>

Date	Opponent	Punting									Field Goals			Kickoffs				
		no.	yds	avg	long	blkd	tb	fc	50+	i20	md-att	long	blkd	no.	yds	avg	tb	ob
09/02/2023	at TCU	2	95	47.5	48	0	0	1	0	1	0-1	0	0	7	455	65.0	6	0
<b>Opponents</b>		<b>2</b>	<b>95</b>	<b>47.5</b>	<b>48</b>	<b>0</b>	<b>0</b>	<b>1</b>	<b>0</b>	<b>1</b>	<b>0-1</b>	<b>0</b>	<b>0</b>	<b>7</b>	<b>455</b>	<b>65.0</b>	<b>6</b>	<b>0</b>
<b>Colorado</b>		<b>3</b>	<b>133</b>	<b>44.3</b>	<b>56</b>	<b>0</b>	<b>0</b>	<b>0</b>	<b>1</b>	<b>1</b>	<b>1-2</b>	<b>49</b>	<b>1</b>	<b>7</b>	<b>414</b>	<b>59.1</b>	<b>1</b>	<b>1</b>