

COLORADO FOOTBALL

GAME 8 — Colorado at No. 23 UCLA

October 28, 2023 • 5:30 PM MT • ABC
Rose Bowl (92,542) • Pasadena, Calif.

BUFFS HEAD TO LA FOR UCLA MATCH-UP AT THE ROSE BOWL

2023 Schedule

Date	Opponent	Time (MT)	TV
9/2	at #17 TCU	W	45-42
9/9	NEBRASKA	W	36-14
9/16	COLORADO ST.	(20T) W	45-42
9/23	at Oregon	L	6-42
9/30	SOUTHERN CALIFORNIA	L	41-48
10/7	at Arizona State	W	27-24
10/13	STANFORD (FW)	(20T) L	43-46
10/28	at UCLA	5:30 PM	ABC
11/4	OREGON ST. (HC)	8:00 PM	ESPN
11/11	ARIZONA	TBD	TBD
11/17	at Washington St.	8:30 PM	FS1
11/25	at Utah	TBD	TBD
12/1	Pac-12 CFG	6:00 PM	ABC
HC—Homecoming / FW—Family Weekend			

Suit Up

The Buffaloes have a new pre-game look this season, thanks to Michael Strahan™. The players will be traveling to games in custom suits from Strahan's line. Every detail of the team's tan suits was hand selected by Coach Prime, including the inside lining which carries the Buffaloes logo and Coach's signature phrase "IBELIEVE." For more information about the Michael Strahan™ Custom Made to Measure Suiting Program, visit your local Men's Wearhouse or visit www.michaelstrahanbrand.com.

Shedeur Sanders Clutch

Shedeur Sanders is putting together one of the more clutch seasons in CU history, if not college football history. He has three fourth quarter comebacks and he leads the nation in third-and-long passing and fourth quarter passing. With eight TDs and no interceptions in the fourth quarter, he's the only player in the nation with more than five touchdowns with no interceptions. A brief look (more on pages 14-15).

Situation	FD	Pct.	TD	Rating
Overall	100	72.3	21	160.26
Second Half/OT	56	73.4	14	194.38
Fourth Q	29	76.2	8	219.55
OT	1	58.3	3	168.96
Third & 10+	12	80.0	2	195.84
Fourth Down	5	100.0	2	398.32
Red Zone	8	61.1	11	198.14
Opponent RZ	14	75.0	0	160.13
Losing 1 Score	24	76.6	4	153.11
Winning > 1 Score	21	70.3	5	213.63

Buff Bits

Who, What, When, Where

- Colorado Buffaloes vs. Stanford Cardinal
- Week 9 of the 2023 College Football Season
- October 28, 2023 • 5:30 PM MDT
- Rose Bowl, Pasadena, Calif.

Five Things To Know

- This is the fifth CU game on network television for the 2023 season, the most in CU history, topping four in 1990.
- CU will play in front of a sold out crowd for the eighth time in eight games at UCLA. CU is one of five teams nationally to play in front of a sellout in every game so far this season, joining Georgia, Iowa, Notre Dame and Tennessee.
- Travis Hunter played in a CU record 149 scrimmage snaps and 160 overall against Stanford.
- Hunter, Shedeur Sanders, Xavier Weaver, Michael Harrison and Mark Vassett have earned mention on midseason watch lists or speciality teams.
- Prior to being conference foes, the Rose Bowl was the location of one of CU's first wins in the state of California, in 2002 when Chris Brown ran for 188 yards and led CU to a 31-17 win over No. 20 UCLA.

The Prime Effect

- When Coach Prime was hired, the aggregate following of CU football on all social media channels was 268K, and as of Tuesday PM it is 2.25M. Prior to the TCU game, it was 1.27M as CU added 1M followers from the time Coach Prime was hired until the first game. In the first eight weeks of the season, CU has added 983K new followers.
- The TCU game saw CUBuffs.com have the biggest day in its history with 730K visitors.
- Coach Prime is 30-9 as a collegiate head coach, including a 23-3 record in his final two seasons at Jackson State with two SWAC Championships and two appearances in the Celebration Bowl.
- Colorado sold out its Spring Game, season ticket allotment and all six games fully for the 2023 season.
- CU had the only spring game on ESPN and has four of its first five games on network TV in 2023, matching the school record.
- Merchandise sales increased by 505% in December 2022 after Coach Prime was hired and eight of the top 10 days on CU's on-line store have happened since Coach Prime's hiring.

Broadcast Coverage

ABC

Chris Fowler, Kirk Herbstreit, Holly Rowe

Colorado Football Radio Network

Mark Johnson, Gary Barnett & Bobby Pesavento
Flagship — 850 AM KOA Denver
SiriusXM 99 or 199/SXM App 960

Series History

OVERALL: UCLA leads 13-5
IN PASADENA: UCLA 6-1
STREAK: UCLA 2
LAST: UCLA 45-17, 2022 in Boulder
Coach Prime vs. UCLA: 0-0
Chip Kelly vs. Colorado: 5-2

CU Athletic Communications

Contacts

Curtis Snyder & Herman Shelton
Snyder Cell - 720-218-4796
curtis.snyder@colorado.edu
Shelton Cell - 720-413-7526
herman.shelton@colorado.edu

In-Game Statistics

Live in-game statistics will be available at:
<http://culivestats.com>

Useful Links

Colorado Football - cubuffs.com/fb
CU Media Center - cubuffs.com/media
Football Media - cubuffs.com/fbmedia

Social Media

Instagram/Facebook/X/Threads/TikTok/YouTube
[@CUBuffsFootball](https://www.instagram.com/CUBuffsFootball)

CollegePressBox

CollegePressBox is the official media website for Division I football. Access and download game notes, quotes, statistics, media guides, headshots, logos and more for all FBS schools, conferences, postseason games, awards and the College Football Playoff. For access, please register for an account at collegepressbox.com/register.

On The Inside

Roster	2-7	2023 Honors	27-28
Staff	8-10	Last Time	29-30
UCLA	11-13	Misc Stats	31-38
Notes	14-23	Player Stats	39-66
Career Stats	21-26	2023 Stats	67-98



2023 COLORADO FOOTBALL ROSTER

No.	Player	Pos.	Ht.	Wt.	Class	Exp.	Hometown (High School / Previous College)	Status
14	Colton Allen	QB	6-3	205	Fr.	RS	Highlands Ranch, Colo. (Valor Christian)	WO 4/4
49	Taijh Alston	DE	6-4	255	Gr.	TR	Lumberton, N.C. (Union Pines/Copiah Lincoln CC/West Virginia)	S 1/1
4	Javon Antonio	WR	6-4	225	Gr.	TR	LaPlace, La. (East St. John/Hinds CC/Northwestern State)	S 1/1
65	Jack Bailey	OG	6-3	280	Gr.	TR	Willoughby, Ohio (Kirtland/Kent State)	S 2/2
73	Landon Bebee	OG	6-3	300	Gr.	TR	Webb City, Mo. (Webb City/Missouri State)	S 1/1
20	LaVonta Bentley	ILB	6-0	230	Gr.	TR	Birmingham, Ala. (P.D.-Jackson-Olin/Clemson)	S 2/2
84	Cole Boscia	WR	6-3	210	Fr.	RS	Danville, Calif. (Monte Vista)	WO 4/4
10	Kyndrich Breedlove	CB	5-11	180	So.	TR	Nashville, Tenn. (Pearl-Cohn/Mississippi)	S 3/3
42	Jeremiah Brown	ILB	6-2	225	Jr.	TR	Carrabelle, Fla. (Gadsden County/Jackson State)	S 3/2
56	Tyler Brown	OG	6-3	310	Jr.	TR	Jackson, Miss. (St. Joseph Catholic/La. Lafayette/Jackson State)	S 2/2
49	Trent Carrizosa	P	6-2	240	So.	1L	San Jose, Calif. (Del Mar)	WO 4/3
69	Gerad Christian-Lichtenhan	OT	6-10	315	Jr.	2L	Davis, Calif. (Davis)	S 2/2
99	Shane Cokes	DL	6-3	275	Gr.	TR	Dayton, Ohio (Chaminade-Julienne/Dartmouth)	S 2/2
57	David Conner	OT	6-5	295	Fr.	TR	Atlanta, Ga. (Deerfield Beach/Florida)	S 4/4
3	Omarion Cooper	CB	6-0	190	Jr.	TR	Lehigh Acres, Fla. (Lehigh/Florida State)	S 3/2
39	Austin Dahlke	S	6-1	195	So.	1L	Edgar, Wis. (Edgar)	WO 3/3
6	Tar'Varish Dawson Jr.	WR	5-10	165	So.	TR	Lehigh Akers, Fla. (Lehigh/Auburn)	S 3/3
79	Camden Dempsey	SN	6-2	255	So.	VR	Lakewood, Colo. (Lakewood)	WO 3/3
44	Jordan Domineck	OLB	6-3	250	Gr.	TR	Lakeland, Fla. (Jenkins/Georgia Tech/Arkansas)	S 1/1
60	Carter Edwards	OT	6-5	280	Fr.	RS	Hattiesburg, Miss. (Presbyterian Christian)	S 4/4
3	Dylan Edwards	RB	5-9	170	Fr.	HS	Derby, Kan. (Derby)	S 5/4
7	Jaylen Ellis	WR	6-3	185	Jr.	TR	Round Rock, Texas (Cedar Ridge/Baylor)	S 2/2
81	Chernet Estes	WR	6-0	190	Fr.	RS	Austin, Texas (Lake Travis)	WO 4/4
88	Caleb Fauria	TE	6-5	240	So.	2L	Attleboro, Mass. (Bishop Feehan)	S 3/3
17	Jace Feely	PK	6-0	215	So.	TR	Gilbert, Ariz. (Gilbert Christian/Arizona State)	S 3/3
28	Ben Finneseth	S	6-2	205	So.	1L	Durango, Colo. (Durango)	WO 3/3
20	Willie Gaines	WR	5-9	165	Jr.	TR	Cocoa, Fla. (Cocoa/Dodge City CC/Jackson State)	S 2/2
38	Brendan Gant	ILB	6-2	200	Gr.	TR	Lakeland, Fla. (Kathleen/Florida State)	S 1/1
93	Joshka Gustav	OLB	6-3	235	Jr.	3L	Hamburg, Germany (Aquinas [Calif.])	S 2/2
25	Marvin Ham II	ILB	6-1	225	Jr.	4L	Belleville, Mich. (Belleville)	S 2/2
9	Anthony Hankerson	RB	5-9	195	So.	1L	Boynton Beach, Fla. (St. Thomas Aquinas)	S 4/3
77	Kareem Harden	OT	6-5	315	Jr.	JC	Fort Lauderdale, Fla. (Stranahan/Butler CC)	S 3/2
17	Isaiah Hardge	CB	5-10	160	Fr.	HS	Hollywood, Fla. (St. Thomas Aquinas)	S 5/4
33	Devee Harris	OLB	6-2	235	Gr.	TR	St. Louis, Mo. (Lutheran/Minnesota/Old Dominion)	S 2/2
87	Michael Harrison	TE	6-3	215	Jr.	2L	San Francisco, Calif. (St. Ignatius College Prep)	WO 3/2
50	J.J. Hawkins	DE	6-2	260	So.	TR	Miami, Fla. (Discovery/Ole Miss)	S 3/3
18	Adam Hopkins	WR	6-0	175	Fr.	HS	Thomasville, Ga. (Thomas County General)	S 5/4
5	Jimmy Horn Jr.	WR	5-10	170	Jr.	TR	Sanford, Fla. (Seminole/South Florida)	S 3/2
12	Travis Hunter	CB/WR	6-1	185	So.	TR	Suwanee, Ga. (Collins Hill/Jackson State)	S 4/3
51/97	Isaiah Jatta	OT	6-6	300	Jr.	JC	San Diego, Calif. (Helix/Snow College)	S 3/2
4	Travis Jay	CB	6-2	205	Jr.	TR	Greenville, Fla. (Madison County/Florida State)	S 2/2
57	Victory Johnson	ILB	6-4	235	Fr.	HS	San Diego, Calif. (Cathedral Catholic)	S 5/4
30	Braden Keith	CB	5-10	175	Fr.	1L	Broomfield, Colo. (Legacy)	WO 4/4
22	Demouy Kennedy	ILB	6-3	215	Jr.	TR	Theodore, Ala. (Theodore/Alabama)	S 2/2
64/90	Evan Kistler	OT	6-6	295	Sr.	HS	Ventura, Calif. (St. Bonaventure)	WO 1/1
86	Brady Kopetz	TE	6-4	240	Fr.	RS	Portland, Ore. (Lincoln)	WO 4/4
23	Gavin Kuld	QB	6-6	215	Jr.	JC	Spencer, N.C. (High Point/Monterey Peninsula/NE Oklahoma A&M)	WO 3/2
96	Gabe Landers	SN	5-11	205	Fr.	TR	Olive Branch, Miss. (IMG Academy/Miami [Fla.])	WO 4/4
41	Khairi Manns	OLB	6-3	230	Jr.	TR	New Rochelle, N.Y. (New Rochelle/Maine)	S 2/2
59	Tristan Marois	OLB	6-6	210	Jr.	TR	Saint-Bruno, Quebec (Clearwater [Fla.]/Robert Morris)	WO 3/2
47	Gavin Marsh	WR	6-0	170	Fr.	HS	Chesterfield, Mo. (Marquette)	WO 5/4
16	Alejandro Mata	PK	5-9	190	So.	TR	Buford, Ga. (Buford/Jackson State)	S 4/3
13	Kaleb Mathis	WR	5-9	165	Fr.	HS	Arlington, Texas (Grace Prep)	WO 5/4
22	Alton McCaskill	RB	6-1	200	So.	TR	Conroe, Texas (Oak Ridge/Houston)	S 3/3
1	Cormani McClain	CB	6-2	165	Fr.	HS	Lakeland, Fla. (Lakeland)	S 5/4
40	Taje McCoy	OLB	6-3	230	Fr.	HS	Oklahoma City, Okla. (Putnam City)	S 5/4



2023 COLORADO FOOTBALL ROSTER

No.	Player	Pos.	Ht.	Wt.	Class	Exp.	Hometown (High School / Previous College)	Status
66	Jeremiah McCrimmon	OT	6-6	305	Jr.	JC	Apex, N.C. (Middle Creek/Mississippi State/Coahoma CC)	S 3/3
45	Ahmir McGee	RB	5-11	210	Jr.	TR	West Linn, Ore. (West Linn/Fullerton CC/Portland State)	WO 2/2
9	Derrick McLendon II	OLB	6-4	250	Gr.	TR	Decatur, Ga. (Tucker/Florida State)	S 2/2
88	Amari McNeill	DL	6-4	295	So.	TR	Suwanee, Ga. (Peachtree Ridge/Tennessee)	S 3/3
35	Brandon Miller	S	6-0	195	Fr.	HS	Littleton, Colo. (Dakota Ridge)	WO 5/4
14	Omarion Miller	WR	6-2	195	Fr.	HS	Vivian, La. (North Caddo)	S 5/4
31	Jaden Milliner-Jones	S	5-11	195	Fr.	HS	DeSoto, Texas (DeSoto)	S 5/4
51	Juwan Mitchell	ILB	6-1	235	Gr.	TR	Newark, N.J. (Mater Dei/Butler CC/Texas/Tennessee)	S 1/1
44	Charlie Offerdahl	RB	5-11	180	So.	1L	Littleton, Colo. (Dakota Ridge)	WO 3/3
80	Jordan Onovughe	WR	6-2	200	Fr.	HS	Santa Ana, Calif. (Mater Dei)	S 5/4
85	Jacob Page	WR	6-3	180	Fr.	HS	Murfreesboro, Tenn. (Blackman)	S 5/4
98	Cristiano Palazzo	PK	5-9	185	So.	VR	Littleton, Colo. (Heritage/Oregon)	WO 3/3
89	Louis Passarello	TE	6-5	250	So.	1L	Palo Alto, Calif. (Palo Alto)	S 3/3
55	Leonard Payne Jr.	DL	6-3	300	Gr.	TR	Los Angeles, Calif. (St. Pius X-St. Matthias Academy/Fresno State)	S 1/1
37	Morgan Perason	ILB	6-1	225	Fr.	HS	Ardmore, Okla. (Plainview)	S 5/4
38	Jacob Politte	SN	6-1	220	So.	TR	Lubbock, Texas (Cooper/Jackson State)	WO 3/3
35	Antonio Posadas	TE	6-5	225	So.	HS	Carmel, Calif. (Carmel)	WO 3/3
72	Ben Reznik	OT	6-6	295	So.	1L	Deerfield, Ill. (Deerfield)	WO 3/3
8	Jahquez Robinson	S	6-2	205	Gr.	TR	Jacksonville, Fla. (Sandalwood/Alabama)	S 2/2
27	Nehmier Robinson	CB	5-9	170	Fr.	HS	Sammamish, Wash. (Skyline)	WO 5/4
2	Shedeur Sanders	QB	6-2	215	Jr.	TR	Dallas, Texas (Trinity Christian/Jackson State)	S 3/2
21	Shilo Sanders	S	6-0	195	Gr.	TR	Canton, Texas (Trinity Christian/South Carolina/Jackson State)	S 2/2
48	Christian Sarem	RB	6-2	210	Fr.	RS	Carlsbad, Calif. (Carlsbad)	WO 4/4
76	Jack Seavall	OT	6-7	285	So.	VR	Centennial, Colo. (Arapahoe)	WO 3/3
7	Cam'Ron Silmon-Craig	S	5-10	185	Jr.	TR	Birmingham, Ala. (Trinity Christian [Texas]/Jackson State)	S 3/2
54	Bo Simmons-Lapenna	ILB	6-1	225	Fr.	HS	Commerce City, Colo. (Adams City)	WO 4/4
18	Myles Slusher	S	6-0	195	Jr.	TR	Broken Arrow, Okla. (Broken Arrow/Arkansas)	S 3/2
13	Sav'ell Smalls	DE	6-3	260	Jr.	TR	Seattle, Wash. (Kennedy Catholic/Washington)	S 3/2
8	Kavosiey Smoke	RB	5-9	215	Gr.	TR	Wetumpka, Ala. (Wetumpka/Kentucky)	S 1/1
46	Isreal Solomon	CB	6-0	180	Fr.	HS	Dallas, Texas (IMG Academy [Fla.])	WO 5/4
16	Ryan Staub	QB	6-1	200	Fr.	HS	Stevenson Ranch, Calif. (West Ranch)	S 5/4
82	Kendal Stewart	WR	5-10	175	Fr.	HS	Richmond, Texas (Foster)	WO 5/4
23	Carter Stoutmire	CB	5-11	205	Fr.	HS	Plano, Texas (Prestonwood Christian)	S 5/4
32	Kofi Taylor-Barrocks	ILB	6-3	220	Fr.	HS	London, England (NFL Academy)	S 5/4
95	Bishop Thomas	DL	6-2	305	Fr.	TR	New Orleans, La. (Bishop Moore/Florida State)	S 4/4
26	Vito Tisdale	S	6-1	195	So.	TR	Bowling Green, Ky. (Bowling Green/Kentucky)	S 3/3
15	Mark Vassett	P	6-4	225	Jr.	TR	Melbourne, Australia (Pro Kick Australia/Louisville)	S 3/2
53	Arden Walker	DE	6-2	250	So.	TR	Denver, Colo. (Cherry Creek/Missouri)	S 3/3
52	Chazz Wallace	DL	6-2	295	Jr.	TR	Glenarden, Md. (The Avalon School/Old Dominion)	S 3/2
47	Cameron Warchuck	SN	6-0	245	So.	1L	Norco, Calif. (Norco)	WO 3/3
29	Rodrick Ward	S	5-11	185	Gr.	TR	San Jacinto, Calif. (Beaumont/Mt. San Jacinto/Southern Utah)	S 1/1
28	Asaad Waseem	WR	5-11	175	Fr.	HS	Ocoee, Fla. (Ocoee)	S 5/4
78	Savion Washington	OT	6-8	320	Gr.	TR	Akron, Ohio (St. Vincent-St. Mary/Kent State)	S 3/3
10	Xavier Weaver	WR	6-1	180	Gr.	TR	Orlando, Fla. (Orlando Christian/South Florida)	S 1/1
15	Kasen Weisman	QB	6-2	185	Fr.	HS	Douglasville, Ga. (South Paulding)	S 5/4
55	Van Wells	C	6-2	290	So.	1L	Houston, Texas (C.E. King)	S 4/3
52	Owen Westemeyer	OG	6-4	255	Fr.	HS	West Des Moines, Iowa (Valley)	WO 5/4
36	Sy'Veon Wilkerson	RB	5-9	210	So.	TR	Chicago, Ill. (Our Lady of Good Counsel/Delaware St./Jackson St.)	S 3/3
50	Jack Wilty	OG	6-4	310	So.	JC	Altoona, Iowa (Southeast Polk/Northern Illinois/Iowa Central CC)	S 3/3
98	Jacob Woida	OLB	6-2	230	Fr.	HS	Hartland, Wis. (Arrowhead)	WO 5/4
43	Trevor Woods	S	6-2	205	Jr.	2L	Katy, Texas (James E. Taylor)	S 3/2
83	Elijah Yelverton	TE	6-5	240	So.	TR	Royse City, Texas (Trinity Christian/Iowa)	WO 3/3
58	Noah Young	ILB	6-1	220	Gr.	TR	Gulf Breeze, Fla. (Gulf Breeze/Iowa Western/Utah State/Tennessee)	WO 1/1
70	Reggie Young	OG	6-4	290	Gr.	TR	New Orleans, La. (Edna Karr/Iowa Central CC/Liberty)	S 1/1
58	Hank Zilinskas	C	6-3	285	Fr.	HS	Englewood, Colo. (Cherry Creek)	S 5/4



2023 NUMERICAL ROSTER

No.	Player	Pos.	Ht.	Wt.	Class	Exp	No.	Player	Pos.	Ht.	Wt.	Class	Exp
1	Cormani McClain	CB	6-2	165	Fr.	HS	43	Trevor Woods	S	6-2	205	Jr.	2L
2	Shedeur Sanders	QB	6-2	215	Jr.	TR	44	Jordan Domineck	OLB	6-3	250	Gr.	TR
3	Omarion Cooper	CB	6-0	190	Jr.	TR	44	Charlie Offerdahl	RB	5-11	180	So.	1L
3	Dylan Edwards	RB	5-9	170	Fr.	HS	45	Ahmir McGee	RB	5-11	210	Jr.	TR
4	Javon Antonio	WR	6-4	225	Gr.	TR	46	Isreal Solomon	CB	6-0	180	Fr.	HS
4	Travis Jay	CB	6-2	205	Jr.	TR	47	Gavin Marsh	WR	6-0	170	Fr.	HS
5	Jimmy Horn Jr.	WR	5-10	170	Jr.	TR	47	Cameron Warchuck	SN	6-0	245	So.	1L
6	Tar'Varish Dawson Jr.	WR	5-10	165	So.	TR	48	Christian Sarem	RB	6-2	210	Fr.	RS
7	Jaylen Ellis	WR	6-3	185	Jr.	TR	49	Taijeh Alston	DE	6-4	255	Gr.	TR
7	Cam'Ron Silmon-Craig	S	5-10	185	Jr.	TR	49	Trent Carrizosa	P	6-2	240	So.	1L
8	Jahquez Robinson	S	6-2	205	Gr.	TR	50	J.J. Hawkins	DE	6-2	260	So.	TR
8	Kavosiey Smoke	RB	5-9	215	Gr.	TR	50	Jack Wilty	OG	6-4	310	So.	TR
9	Anthony Hankerson	RB	5-9	195	So.	1L	51/97	Isaiah Jatta	OT	6-6	300	Jr.	JC
9	Derrick McLendon II	OLB	6-4	250	Gr.	TR	51	Juwan Mitchell	ILB	6-1	235	Gr.	TR
10	Kyndrich Breedlove	CB	5-11	180	So.	TR	52	Chazz Wallace	DL	6-2	295	Jr.	TR
10	Xavier Weaver	WR	6-1	180	Gr.	TR	52	Owen Westemeyer	OG	6-4	255	Fr.	HS
12	Travis Hunter	ATH	6-1	185	So.	TR	53	Arden Walker	DE	6-2	250	So.	TR
13	Kaleb Mathis	WR	5-9	165	Fr.	HS	54	Bo Simmons-Lapenna	ILB	6-1	225	Fr.	HS
13	Sav'ell Smalls	DE	6-3	260	Jr.	TR	55	Leonard Payne Jr.	DL	6-3	300	Gr.	TR
14	Colton Allen	QB	6-3	205	Fr.	RS	55	Van Wells	C	6-2	290	So.	1L
14	Omarion Miller	WR	6-2	195	Fr.	HS	56	Tyler Brown	OG	6-3	310	Jr.	TR
15	Mark Vassett	P	6-4	225	Jr.	TR	57	David Conner	OT	6-5	295	Fr.	TR
15	Kasen Weisman	QB	6-2	185	Fr.	HS	57	Victory Johnson	ILB	6-4	235	Fr.	HS
16	Alejandro Mata	PK	5-9	190	So.	TR	58	Noah Young	ILB	6-1	220	Gr.	TR
16	Ryan Staub	QB	6-1	200	Fr.	HS	58	Hank Zilinskas	C	6-3	285	Fr.	HS
17	Jace Feely	PK	6-0	215	So.	TR	59	Tristan Marois	OLB	6-6	210	Jr.	TR
17	Isaiah Hardge	CB	5-10	160	Fr.	HS	60	Carter Edwards	OT	6-5	280	Fr.	RS
18	Adam Hopkins	WR	6-0	175	Fr.	HS	64/90	Evan Kistler	OT	6-6	295	Sr.	HS
18	Myles Slusher	S	6-0	195	Jr.	TR	65	Jack Bailey	OG	6-3	280	Gr.	TR
20	LaVonta Bentley	ILB	6-0	230	Gr.	TR	66	Jeremiah McCrimmon	OT	6-6	305	Jr.	JC
20	Willie Gaines	WR	5-9	165	Jr.	TR	69	Gerad Christian-Lichtenhan	OT	6-10	315	Jr.	2L
21	Shilo Sanders	S	6-0	195	Gr.	TR	70	Reggie Young	OG	6-4	290	Gr.	TR
22	Demouy Kennedy	ILB	6-3	215	Jr.	TR	72	Ben Reznik	OT	6-6	295	So.	1L
22	Alton McCaskill	RB	6-1	200	So.	TR	73	Landon Bebee	OG	6-3	300	Gr.	TR
23	Gavin Kuld	QB	6-6	215	Jr.	JC	76	Jack Seavall	OT	6-7	285	So.	VR
23	Carter Stoutmire	CB	5-11	205	Fr.	HS	77	Kareem Harden	OT	6-5	315	Jr.	JC
25	Marvin Ham II	ILB	6-1	225	Jr.	4L	78	Savion Washington	OT	6-8	320	Gr.	TR
26	Vito Tisdale	S	6-1	195	So.	TR	79	Camden Dempsey	SN	6-2	255	So.	VR
27	Nehmier Robinson	CB	5-9	170	Fr.	HS	80	Jordan Onovughe	WR	6-2	200	Fr.	HS
28	Ben Finneseth	S	6-2	205	So.	1L	81	Chernet Estes	WR	6-0	190	Fr.	RS
28	Asaad Waseem	WR	5-11	175	Fr.	HS	82	Kendal Stewart	WR	5-10	175	Fr.	HS
29	Rodrick Ward	S	5-11	185	Gr.	TR	83	Elijah Yelverton	TE	6-5	240	So.	TR
30	Braden Keith	CB	5-10	175	Fr.	1L	84	Cole Boscia	WR	6-3	210	Fr.	RS
31	Jaden Milliner-Jones	S	5-11	195	Fr.	HS	85	Jacob Page	WR	6-3	180	Fr.	HS
32	Kofi Taylor-Barrocks	ILB	6-3	220	Fr.	HS	86	Brady Kopetz	TE	6-4	240	Fr.	RS
33	Devee Harris	OLB	6-2	235	Gr.	TR	87	Michael Harrison	TE	6-3	215	Jr.	2L
35	Brandon Miller	S	6-0	195	Fr.	HS	88	Caleb Fauria	TE	6-5	240	So.	2L
35	Antonio Posadas	TE	6-5	225	So.	HS	88	Amari McNeill	DL	6-4	295	So.	TR
36	Sy'Veon Wilkerson	RB	5-9	210	So.	TR	89	Louis Passarello	TE	6-5	250	So.	1L
37	Morgan Perason	ILB	6-1	225	Fr.	HS	93	Joshka Gustav	OLB	6-3	235	Jr.	3L
38	Brendan Gant	ILB	6-2	200	Gr.	TR	95	Bishop Thomas	DL	6-2	305	Fr.	TR
38	Jacob Politte	SN	6-1	220	So.	TR	96	Gabe Landers	SN	5-11	205	Fr.	TR
39	Austin Dahlke	S	6-1	195	So.	1L	98	Cristiano Palazzo	PK	5-9	185	So.	VR
40	Taje McCoy	OLB	6-3	230	Fr.	HS	98	Jacob Woida	OLB	6-2	230	Fr.	HS
41	Khairi Manns	OLB	6-3	230	Jr.	TR	99	Shane Cokes	DL	6-3	275	Gr.	TR
42	Jeremiah Brown	ILB	6-2	225	Jr.	TR							



How The Buffs Were Built

Spring 2019 (1)

High School Signees (1)

Joshka Gustav (2018 Grayshirt)

Fall 2019 (1)

High School Signees (1)

Marvin Ham II

Fall 2020 (5)

High School Signees (3)

Gerad Christian-Lichtenhan

Caleb Fauria

Louis Passarello

Walk-Ons (2)

Michael Harrison (HS)

Jack Seavall (HS)

Spring 2021 (1)

Walk-Ons (1)

Charlie Offerdahl (HS)

Fall 2021 (6)

High School Signees (1)

Trevor Woods

Walk-Ons (5)

Austin Dahlke (HS)

Camden Dempsey (HS)

Ben Finneseth (HS)

Ben Reznik (HS)

Cameron Warchuck (HS)

Fall 2022 (11)

High School Signees (3)

Carter Edwards

Anthony Hankerson

Van Wells

Walk-Ons (8)

Colton Allen (HS)

Cole Boscia (HS)

Trent Carrizosa (HS)

Chernet Estes (HS)

Braden Keith (HS)

Brady Kopetz (HS)

Christiano Palazzo (TR)

Christian Sarem (HS)

Spring 2023 (30)

High School Signees (6)

Dylan Edwards

Victory Johnson

Jaden Milliner-Jones

Morgan Pearson

Ryan Staub

Asaad Waseem

Junior College Transfers (2)

Isaiah Jatta

Jack Witty

Four Year Transfers (11)

Kyndrich Breedlove

Jeremian Brown

Tyler Brown

Jace Feely

Jimmy Horn Jr.

Travis Hunter

Alejandro Mata

Shedeur Sanders

Cam'Ron Silmon-Craig

Mylse Slusher

Mark Vasset

Graduate Transfers (6)

Tajih Alston

LaVonta Bentley

Shane Cokes

Jordan Domineck

Leronard Payne Jr.

Savion Washington

Walk-Ons (5)

Evan Kistler (HS)

Kaleb Mathis (HS)

Jacob Politte (HS)

Bo Simmons-Lapenna (HS)

Elijah Yelverton (TR)

Fall 2023 (56)

High School Signees (11)

Isaiah Hardge

Adam Hopkins

Cormani McClain

Taje McCoy

Omarion Miller

Jordan Onovughe

Jacob Page

Carter Stoutmire

Kofi Taylor-Barrocks

Kasen Weisman

Hank Zilinskas

Junior College Transfers (2)

Kareem Harden

Jeremiah McCrimmon

Four Year Transfers (18)

David Connor

Omarion Cooper

Tar'Varish Dawson Jr.

Jalylen Ellis

Willie Gaines

J.J. Hawkins

Travis Jay

Demouy Kennedy

Khairi Manns

Alton McCaskill

Derrick McLendon II

Amari McNeill

Sav'ell Smalls

Bishop Thomas

Vito Tisdale

Chazz Wallace

Arden Walker

Sy'Veon Wilkerson

Graduate Transfers (12)

Javon Antonio

Jack Bailey

Landon Bebee

Brendan Gant

Devee Harris

Juwan Mitchell

Jahquez Robinson

Shilo Sanders

Kavosiey Smoke

Rodrick Ward

Xavier Weaver

Reggie Young

Walk-Ons (13)

Gavin Kuld (JC)

Gabe Landers (TR)

Travis Marois (TR)

Gavin Marsh (HS)

Amir McGee (TR)

Brandon Miller (HS)

Antonio Posadas (HS)

Nehmier Robinson (HS)

Isarel Solomon (HS)

Kendal Stewart (HS)

Owen Westmeyer (HS)

Jacob Woida (HS)

Noah Young (GTR)

Buffs Roster By The Numbers

1	Senior On Roster
3	Starters Returning
4	Junior College Scholarship
9	Scholarship Players Returning
13	Final Season Of Eligibility
19	Graduate Transfers
25	Returning Players
26	High School Signees
28	Undergraduate Transfers
34	Walk-Ons
56	Newcomer Transfers
56	Newcomers In Fall
68	Scholarship Newcomers
86	Newcomers
111	Total Players On Roster

Buffs By State

21	Florida
17	California
15	Texas
11	Colorado
7	Georgia
4	Ala., La., Foreign Born
3	Miss., Mo., N.C., Ohio, Okla.
2	Ill., Iowa, Ore., Tenn., Wash., Wis.
1	Ariz., Kan., Ky., Md., Mass., Mich., N.J., N.Y.,



Position Breakdowns

Quarterbacks

Colton Allen, Fr.
Gavin Kuld, Jr.
Shedeur Sanders, Jr.
Ryan Staub, Fr.
Kasen Weisman, Fr.

Wide Receivers

Javon Antonio, Gr.
Cole Boscia, Fr.
Tar'Varish Dawson Jr., So.
Jaylen Ellis, Jr.
Chernet Estes, Fr.
Willie Gaines, Jr.
Jimmy Horn Jr., Jr.
Travis Hunter, So.
Gavin Marsh, Fr.
Kaleb Mathis, Fr.
Omarion Miller, Fr.
Jordan Onovughe, Fr.
Jacob Page, Fr.
Kendal Stewart, Fr.
Asaad Waseem, Fr.
Xavier Weaver, Gr.

Running Backs

Dylan Edwards, Fr.
Anthony Hankerson, So.
Alton McCaskill, So.
Ahmir McGee, Jr.
Charlie Offerdahl, So.
Christian Sarem, Fr.
Kavosiey Smoke, Gr.
Sy'Veion Wilkerson, So.

Tight Ends

Caleb Fauria, So.
Brady Kopetz, Fr.
Michael Harrison, Jr.
Louis Passarello, So.
Anthony Posadas,
Owen Westemeyer, Fr.
Elijah Yelverton, So.

Offensive Line

Jack Bailey, Gr.
Landon Bebee, Gr.
Tyler Brown, Jr.
Gerad Christian-Lichtenhan, Jr.
David Conner, Fr.
Carter Edwards, Fr.
Kareem Harden, Jr.
Isaiah Jatta, Jr.
Evan Kistler, Sr.
Jeremiah McCrommion, Jr.
Ben Reznik, So.
Jack Seavall, So.
Savion Washington, Gr.
Van Wells, So.
Jack Wilty, So.
Reggie Young, Gr.
Hank Zalinkas, Fr.

Defensive Line

Shane Cokes, Gr.
Amari McNeill, So.
Leonard Payne, Gr.
Bishop Thomas, Fr.
Chazz Wallace, Jr.

Defensive End

Taj Alston, Gr.
J.J. Hawkins, So.
Sav'ell Smalls, Jr.
Arden Walker, Jr.

Outside Linebacker

Jordan Domineck, Gr.
Joshka Gustav, Jr.
Devee Harris, Gr.
Khari Manns, Fr.
Tristan Marois, Jr.
Taje McCoy, Fr.
Derek McLendon II, Jr.
Jacob Woida, Fr.

Inside Linebackers

LaVonta Bentley, Gr.
Jeremiah Brown, So.
Brandon Gant, Gr.
Marvin Ham, Jr.
Victory Johnson, Fr.
Demouy Kennedy, Jr.
Juwon Mitchell, Gr.
Morgan Pearson, Fr.
Bo Simmons-Lapenna, Fr.
Kofi Taylor-Barrocks, Fr.
Noah Young, Gr.

Safeties (N)

Austin Dahlke, So.
Ben Finneseth, So.
Adam Hopkins, Fr.
Brandon Miller, Fr.
Jaden Milliner-Jones, Fr.
Jahquez Robinson, Gr.
Shilo Sanders, Gr.
Cam'Ron Silmon-Craig, Jr.
Myles Slusher, Jr.
Vito Tisdale, So.
Rodrick Ward, Gr.
Trevor Woods, Jr.

Cornerbacks

Kyndrich Breedlove, So.
Omarion Cooper, Jr.
Isaiah Hardge, Fr.
Travis Hunter, So.
Travis Jay, Jr.
Braden Keith, Fr.
Cormani McClain, Fr.
Nehmier Robinson, Fr.
Israel Solomon, Fr.
Carter Stoutmire, Fr.

Punters

Trent Carrizosa, So.
Jace Feely, So.
Mark Vassett, Jr.

Place Kickers

Jace Feely, So.
Alejandro Mata, So.
Christano Palazzo, So.

Snappers

Camden Dempsey, So.
Gabe Landers, Fr.
Jacob Politte, So.
Cameron Warchuck, So.

Pronunciations

Pronunciation Guide

LaVonta Bentley	la-von-ta
Cole Boscia	bah-sha
Trent Carrizosa	care-is-zosa
Gerad Christian-Lichtenhan	lick-ten-han
Omarion Cooper	ow-ma-ree-aan
Austin Dahlke	duhl-key
Tar'Varish Dawsin	tar-var-ish
Jordan Domineck	dom-eh-neck
Chernet Estes	churr-net
Ben Finneseth	fin-uh-seth
Isaiah Jatta	jah-ta
Demouy Kennedy	dem-OYE
Brady Kopetz	koe-pits
Gavin Kuld	kold
Khairi Manns	kai-rey
Tristan Marois	ma-roy
Cormani McClain	core-mon-e
Taje McCoy	tah-jay
Omarion Miller	ow-ma-ree-aan
Jaden Milliner-Jones	mi-luh-nur
Jordan Onovughe	oh-no-vway
Cristiano Palazzo	puh-lats-so
Antonio Posadas	pow-saa-duhz
Jacob Politte	poe-litte
Jahquez Robinson	jaw-quez
Christian Sarem	sare-em
Cam'Ron Silmon-Craig	cam-rinn
Bo Simmons-Lapenna	la-pen-ah
Sav'ell Smalls	sa-vell
Kavosiey Smoke	kuh-vaa-see-ay
Carter Stoutmire	stout-mire
Kofi Taylor-Barrocks	koh-fee
Mark Vassett	vass-ett
Asaad Waseem	ah-saad wah-seem
Kasen Weisman	wise-muhn
Owen Westemeyer	west-e-meier
Jacob Woida	woi-dah
Elijah Yelverton	yell-ver-ton
Hank Zilinskas	zil-lin-skas



Depth Chart

Offense

WIDE RECEIVER

12	Travis Hunter	6-1, 185, So.
14	Omarion Miller	6-2, 195, Fr.
6	Tar'Varish Dawson	5-10, 165, So.

WIDE RECEIVER

5	Jimmy Horn Jr.	5-10, 170, Jr.
4	Javon Antonio	6-4, 225, Gr.

WIDE RECEIVER

10	Xavier Weaver	6-1, 180, Gr.
20	Willie Gaines	5-9, 165, Jr.

LEFT TACKLE

69	Gerad Christian-Lichtenhan	6-10, 315, Jr.
51	Isaiah Jatta	6-6, 300, Jr.

LEFT GUARD

65	Jack Bailey	6-3, 280, Gr.
50	Jack Wilty	6-4, 310, So.

CENTER

55	Van Wells	6-2, 290, So.
58	Hank Zilinskas	6-3, 285, Fr.
73	Landon Bebee	6-3, 300, Gr.

RIGHT GUARD

73	Landon Bebee	6-6, 300, Gr.
50	Jack Wilty	6-4, 310, So.

RIGHT TACKLE

77	Kareem Harden	6-5, 315, Jr.
70	Reggie Young	6-4, 290, Gr.
78	Savion Washington	6-8, 320, Gr.

TIGHT END

87	Michael Harrison	6-3, 215, Jr.
88	Caleb Fauria	6-5, 240, So.
83	Elijah Yelverton	6-5, 240, So.

QUARTERBACK

2	Shedeur Sanders	6-2, 215, Jr.
16	Ryan Staub	6-1, 200, Fr.
23	Gavin Kuld	6-6, 215, Jr.

RUNNING BACK

22	Alton McCaskill	-OR- 6-1, 200, So.
9	Anthony Hankerson	-OR- 5-9, 195, So.
3	Dylan Edwards	5-9, 170, Fr.
8	Kavosiey Smoke	5-9, 215, Gr.
36	Sy'veon Wilkerson	5-9, 210, So.
44	Charlie Offerdahl	5-11, 180, So.

Defense

DEFENSIVE END

49	Taijh Alston	6-4, 255, Gr.
9	Derrick McLendon	6-4, 250, Gr.
13	Sav'ell Smalls	6-3, 260, Jr.

DEFENSIVE TACKLE

99	Shane Cokes	6-3, 275, Gr.
95	Bishop Thomas	6-2, 305, Fr.
52	Chazz Wallace	6-2, 295, Jr.

DEFENSIVE TACKLE

88	Amari McNeill	6-4, 295, So.
55	Leonard Payne Jr.	6-3, 300, Gr.
50	J.J. Hawkins	6-2, 260, So.

OUTSIDE LINEBACKER

53	Arden Walker	6-2, 250, So.
44	Jordan Domineck	6-3, 250, Gr.
33	Devee Harris	6-2, 235, Gr.
41	Khairi Manns	6-3, 230, Jr.

INSIDE LINEBACKER

20	LaVonta Bentley	6-0, 230, Gr.
42	Jeremiah Brown	6-2, 225, Jr.
51	<i>Juwan Mitchell</i>	6-1, 235, Gr.

INSIDE LINEBACKER

38	Brandon Gant	6-2, 200, Gr.
25	Marvin Ham II	6-1, 225, Jr.
22	Demouy Kennedy	6-3, 215, Jr.

NICKLE

7	Cam'Ron Silmon-Craig	5-10, 185, Jr.
18	Myles Slusher	6-0, 195, Jr.
31	Jaden Milliner-Jones	5-11, 195, Jr.

CORNERBACK

12	Travis Hunter	6-1, 185, So.
1	Cormani McClain	6-2, 165, Fr.
8	Jahquez Robinson	6-2, 205, Gr.

SAFETY

43	Trevor Woods	6-2, 205, Jr.
29	Rodrick Ward	5-11, 185, Gr.

SAFETY

21	Shilo Sanders	6-0, 195, Gr.
26	Vito Tisdale	6-1, 195, So.

CORNERBACK

23	Carter Stoutmire	5-11, 205, Fr.
3	Omarion Cooper	5-10, 190, Jr.
10	<i>Kendrick Breedlove</i>	5-11, 180, So.

Special Teams

PUNTER

15	Mark Vassetz	6-4, 225, Jr.
49	Trent Carrizosa	6-2, 240, So.
17	Jace Feely	6-0, 215, So.

PLACEKICKER

16	Alejandro Mata	-OR- 5-9, 190, So.
17	Jace Feely	6-0, 215, So.
98	Christiano Palazzo	5-9, 185, So.

SNAPPER

47	Cameron Warchuck	6-0, 245, So.
38	Jacob Politte	6-1, 220, So.

KICK RETURNER

3	Dylan Edwards	-OR- 5-9, 170, Fr.
10	Xavier Weaver	6-1, 180, Gr.
9	Anthony Hankerson	-OR- 5-9, 195, So.
10	Kendrick Breedlove	5-11, 180, So.

PUNT RETURNER

5	Jimmy Horn Jr.	-OR- 5-10, 170, Jr.
10	Xavier Weaver	6-1, 180, Gr.

CORE SPECIAL TEAMS REGULARS

(Kickoff, Kickoff Return, Punt, Punt Return; All four units in at least one game)

8	Kavosiey Smoke	5-9, 215, Gr.
9	Anthony Hankerson	5-9, 195, So.
10	Kyndrich Breedlove	5-11, 180, So.
18	<i>Myles Slusher</i>	6-0, 195, Jr.
22	Demouy Kennedy	6-3, 215, Jr.
28	<i>Ben Finneseth</i>	6-2, 205, So.
29	Rodrick Ward	5-11, 185, Gr.
31	Jaden Milliner-Jones	5-11, 915, Jr.
42	Jeremiah Brown	6-2, 225, Jr.
44	Charlie Offerdahl	5-11, 180, So.

NOTE: Aside from the initial release, the depth chart reflects change, it does not announce it.

ITALICS: Missed game(s) due to injury.



Deion "Coach Prime" Sanders



Known as "Prime Time" during his Hall of Fame playing career, Deion Sanders and has since transitioned into "Coach Prime," and was named the 28th full-time head football coach at the University of Colorado, athletic director Rick George announced Saturday, Dec. 3.

Sanders joins the CU program from Jackson State University, where in three seasons the Tigers compiled a 27-6 record and won back-to-back Southwestern Athletic Conference championships and Celebration Bowl appearances competing on the FCS level; that mark included a 12-1 record this season. This year, Jackson State defeated Southern, 43-24, in the SWAC title game but fell in overtime to N.C. Central, 41-34, in the Celebration Bowl.

At Jackson State, Sanders achieved tremendous success on and off the field as a fierce advocate for additional exposure and a level playing field for all Historically Black Colleges and Universities (HBCUs). Sanders brought national attention to HBCUs, pushing for opportunities to highlight its talent and the culture. In March 2022, Sanders held a Pro Day featuring athletes from four other schools in the state of Mississippi to provide a platform in front of 22 NFL teams and the Canadian Football League. In April 2022, Jackson State became the first HBCU to have its spring football game televised live nationally on ESPNU.

Sanders was named the 21st head coach in Jackson State history on Sept. 21, 2020, but had to wait to coach his first game until COVID-19 restrictions were lifted and several FCS schools opted to play a delayed schedule in the spring. Exactly six months to the day later (Feb. 21, 2021), he led the Tigers to a 53-0 win over Edward Waters (Fla.) to begin the "Coach Prime Era." It was considered the touch point of the elevation of JSU football and the University into becoming one of the most impactful and recognizable brands nationwide.

JSU was 4-3 in the pandemic-delayed 2020 season before rolling to an 11-2 record in 2021, winning the SWAC title with a 27-10 win over Prairie View A&M in the title game. The Tigers lost to South Carolina State in the Celebration Bowl; otherwise their only other losses over his last 26 games was a 12-7 setback at FBS Louisiana-Monroe in Sept. '21 and this year's bowl.

Seven of his players on the 2021 JSU roster earned a professional opportunity in the NFL, CFL or USFL, including James Houston IV, who was drafted in the sixth round by the Detroit Lions. He also signed cornerback Travis Hunter, considered the top high school prospect in the nation, to an NLI in December 2021, the highest ranked prospect to ever sign with an HBCU or an FCS program.

Sanders was voted the SWAC's Coach of the Year for a second straight season; 12 of his players earned some level of All-SWAC honors. For the 2021 campaign, he also garnered honors for the FCS Eddie Robinson National Coach of the Year, BOXTOTOW National Coach of the Year and Black College Hall of Fame Coach of the Year.

Prior to joining the collegiate coaching ranks at Jackson State, Sanders had been involved in coaching for over a decade. He was the offensive coordinator at Trinity Christian School (Cedar Hill, Texas), leading the Tigers to three straight Texas Association of Private and Parochial Schools (TAPPS) titles and a 42-3 record.

A two-time unanimous first-team All-American at Florida State, he won the third annual Jim Thorpe Award in 1988, presented to the nation's top defensive back. That same year, he

Get To Know Coach Prime

Coaching History

2023	Colorado Head Coach
2020-22	Jackson State Head Coach
2017-20	Trinity Christian HS OC

NFL Playing History

2004-05	Baltimore Ravens
2000	Washington Redskins
1995-99	Dallas Cowboys
1994	San Francisco 49ers
1989-93	Atlanta Falcons

MLB Playing History

2001	Cincinnati Reds
1997	Cincinnati Reds
1995	San Francisco Giants
1994-95	Cincinnati Reds
1991-94	Atlanta Braves
1989-90	New York Yankees

Broadcast History

2001-04	CBS NFL Today
2005-19	NFL Network

Honors

Pro Football Hall of Fame (Class of 2011)
 College Football Hall of Fame (Class of 2011)
 Super Bowl Champion (XXIX, XXX)
 NFL Defensive Player of the Year (1994)
 First-Team All-Pro (Six Times, 1992-94, 1996-98)
 Second-Team All-Pro (Twice, 1991-99)
 Eight Pro Bowls (1991-94, 1996-99)
 NFL 1990s All-Decade Team
 NFL 100th Anniversary All-Time Team
 Jim Thorpe Award Winner (1988)
 Two Time Unanimous All-American (1987, 99)
 BOXTROW National Coach of the Year
 Eddie Robinson National Coach of the Year
 Black College Hall of Fame Coach of the Year
 Two-Time SWAC Coach of the Year

Statistics

.263	Career Batting Average
22	Touchdowns
39	Home Runs
53	Interceptions
168	RBI
186	Stolen Bases
512	Tackles
7,838	All-Purpose Yards



Deion "Coach Prime" Sanders

finished eighth in the voting for the Heisman Trophy.

He finished his Seminole football career with 14 interceptions, three returned for touchdowns; those are still tied for third in the FSU record book. He owns the longest interception return in school history when he raced 100 yards for a TD against Tulsa as a freshman. Sanders also racked up a still-school record 1,429 punt return yards with three more scores. Playing for the late Hall of Fame coach Bobby Bowden, FSU was 36-9-1 in his four seasons as a Seminole, finishing as the nation's No. 2 team as a junior in 1987 and No. 3 his senior season in 1988.

He also played one season of baseball for FSU (as a sophomore in 1987, batting .267 with three home runs, 21 runs batted in and 27 stolen bases) and ran sprints and relays in track (he was the 1988 Metro Conference outdoor champion in the 100- and 200-meter dashes). He was inducted into Florida State's Athletic Hall of Fame in 1994 and into the College Football Hall of Fame in its 2011 class.

Sanders is the only athlete ever to play in both a Super Bowl (twice) and the World Series.

He appeared in 188 regular season games (157 starts) in the National Football League with five teams: Atlanta (1989-93; the Falcons selected him as the fifth overall pick in the first round in the '89 Draft), San Francisco (1994), Dallas (1995-99), Washington (2000) and Baltimore (2004-05). He was the NFL Defensive Player of the Year for 1994, was named to its 1990s All-Decade Team and to the NFL's All-Time Team in 2020, the latter as part of the league's 100th season celebration.

"Prime Time" made 53 interceptions over the course of his career, with 512 tackles, 19 forced fumbles and 13 recoveries. He amassed 7,838 all-purpose yards, primarily through returns (2,199 punt, 3,523 kickoff). He also caught 60 passes for 784 yards and three touchdowns as in 1996, he became just one of two, two-way starters in the NFL since the platoon days of the 1950s. He set an NFL record with 19 career touchdowns on returns, nine coming via interception returns with six on punts, three on kickoffs and one fumble run back.

In Major League Baseball, he was drafted out of high school in the sixth round of the 1985 draft by the Kansas City Royals and then selected in the '88 draft by the New York Yankees.

Sanders played a total of 11 seasons in professional baseball, nine in the major leagues with the New York Yankees (1989-90), Atlanta (1991-94), Cincinnati (1994-95, 1997, 2001) and San Francisco (1995). In 641 major league games, he owned a career batting average of .263 with 39 home runs, 168 runs batted in and 186 stolen bases.

Prime Effect

Much has been reported and written about the Prime Effect and the numbers are staggering. CU had a 97 percent season ticket renewal rate and then on April 17 became the first school nationally to announce a sellout of season tickets. It marks the first time CU has sold out of season tickets before August and the ninth time in program history. All six home games have completely sold out for the first time in CU history. CU appeared on FOX Big Noon Kickoff the first two weeks of the season and will again in Week 5 against USC, while also having the premier ABC spot for Week 4 at Oregon. The football team has seen a social media increase of 447% for followers to the accounts on Instagram, Facebook, Tik Tok, Threads and X, a gain of over 1 million followers from 226,800 to over 1.9 million, since Coach Prime's hiring.


The Prime Effect

- <1** Hour to sell out student tickets.
- 1** Spring Game On ESPN1 - CU
- 1** Ranked Transfer Class On 247
- 2** 5-Star Recruits In 2023 Class
- 2** CU Rank On Fanatics Platform
- From December-February
- 2** Games Completely Sold Out
- 2** First Two Games On FOX Big Noon Broadcast Window, First Time CU On Network TV In First Two Games Of The Season
- 4/17** Season Tickets Sold Out On April 17, The First Time Ever Before August, Ninth Time In CU History
- 5** Five Games On ESPN & FOX family of networks, with seven games still TBA
- 16** Different States In Recruiting Classes In Dec. & Feb.
- 97** Percent Season Ticket Renewal
- 47K** Spring Game Attendance, First Sell Out, Higher Than Last Nine Spring Games Combined
- 525%** Percentage Merchandise Sales Increased from 2021 to '22
- 843%** Increase in social media followers on CU Football sites, from 226K to 1.24M
- 1.9M** More Followers On CU Football Social Media Sites Since Coach Prime's Hiring



COACHING STAFF

DEFENSE



Charles Kelly
DC/S
(Field)



Andre' Hart
Linebackers
(Field)



Kevin Mathis
Cornerbacks
(Booth)



Sal Sunseri
Defensive Tackles
(Booth)



Nick Williams
Defensive Ends
(Field)

OFFENSE



Sean Lewis
OC/QB
(Field)



Gary Harrell
AHC/RBs
(Field)



Brett Bartolone
Wide Receivers
(Booth)



Tim Brewster
Tight Ends
(Field)



Bill O'Boyle
Offensive Line
(Field)

COACHING STAFF

Prime Staff

The staff that Coach Prime has put together is nothing short of astounding. The 10 full-time assistant coaches have combined to coach for 210 seasons of experience, including 94 at the Power 5 level or in the NFL. They have cumulatively coached over 2,100 games and won 1,284 with 37 10-win seasons, 66 bowl games and six national championships among them. Add in the eight analysts, and the numbers jump even higher, as that group has collectively coached 312 seasons of football, 3,821 games with 2,159 wins. Seven have served as a head coach in college or the NFL and in college, they combine for 88 bowl game appearances, 51 10-win seasons, 40 conference championships, 29 playoff appearances and six national championships.

Name	Years	FTC	P5	HC	OC/DC	NFL	10Win	Bowls	Games	Wins
Charles Kelly	34	28	18	0	20	0	9	15	334	203
Sean Lewis	16	13	3	5	4	0	2	4	150	77
Gary Harrell	21	21	1	5	2	0	3	3	230	110
Brett Bartolone	8	8	1	0	6	0	1	3	79	39
Tim Brewster	37	29	28	4	10	0	5	2	397	240
Andre' Hart	8	4	1	0	0	0	2	2	39	30
Kevin Mathis	7	4	1	0	0	0	2	2	39	30
Nick Williams	3	1	3	0	0	0	0	1	30	16
Bill O'Boyle	37	37	1	5	10	0	5	2	397	240
Sal Sunseri	39	29	27	1	5	10	2	12	501	320
Totals	210	176	84	20	47	15	37	66	2,153	1,284
Dennis Thurman	31	11	9	0	9	17	5	5	426	221
Pat Shurmur	35	9	10	6	9	23	9	5	503	246
Anthony Balancier	3	0	1	2	0	0	2	2	32	26
Vincent Dancy	15	15	2	5	1	0	2	2	153	54
Micahel Pollock	4	4	2	0	1	0	2	2	39	30
Trevor Reilly	3	0	1	0	0	0	2	2	32	26
Tommie Robinson	38	31	23	0	0	6	6	16	428	225
Gunnar White	9	2	1	0	0	0	1	4	87	47
Overall	348	258	132	31	65	61	57	104	3,821	2,159

2023 Colorado Football Staff

Deion "Coach Prime" Sanders Head Coach
 Gary Harrell Assistant Head Coach/Running Backs
 Charles Kelly Defensive Coordinator/Safeties
 Sean Lewis Offensive Coordinator/Quarterbacks
 Brett Bartolone Wide Receivers
 Tim Brewster Tight Ends
 Andre' Hart Linebackers
 Kevin Mathis Cornerbacks
 Bill O'Boyle Offensive Line
 Sal Sunseri Defensive Tackles
 Nick Williams Defensive Ends

Dennis Thurman Director of Quality Control/Defense
 Pat Shurmur Quality Control/Offense
 Anthony Balancier Quality Control/Defense
 Vincent Dancy Quality Control/Defense
 Michael Pollock Quality Control/Offense
 Trevor Reilly Quality Control/Special Teams
 Tommie Robinson Special Assistant to the Head Coach
 Gunnar White Quality Control/Offense

Cordale Grundy Football Assistant
 Andrew Zimmer Football Assistant
 Nate Dodson Graduate Assistant
 Rashad Davis Graduate Assistant
 Josh Jynes Graduate Assistant
 Jeremy Ruskin Graduate Assistant

Rodney Forsett Chief of Staff
 David Kelly General Manager
 Reginald Calhoun Director of Football Operations
 Craig Campanozzi Director of Sports Video
 James Chaney Director of Player Development
 Darius-Darden Box Director of Recruiting
 Corey Phillips Director of Player Personnel
 John Snelson Director of Creative Services
 Derek Marckel Director of Football Art Design
 Chandel Dorrell Associate Director of Player Personnel
 Gabe Lynn Assistant Director of Player Personnel
 Jourdan Blake Assistant Director of High School Relations
 Maileka Slayton Associate Director of On-Campus Recruiting
 Emily Funke Assistant Director of Football Operations
 Alexys Ellis Recruiting Assistant
 Paul Morissette Football Creative Assistant
 Tracie Knight Assistant to the Head Coach
 Jean Onaga Administrative Assistant/Assistant Coaches
 Tysha Stewart Administrative Assistant

Maurice Sims Director of Football Sports Performance
 Tersoo Uhaa Assitant Head Strength Coach
 Stephen Houston Assistant Strength Coach
 Brandon Reyes Assistant Strength Coach
 Rendrick Taylor Assistant Strength Coach

Anthony Pass Head Football Athletic Trainer
 Ariko Iso Associate Athletic Trainer
 Lauren Askevold Assistant Athletic Trainer
 Brady Mollner Assistant Athletic Trainer

Michael Smith Assistant AD/Sports Equipment Services
 Luke Westall Director of Football Equipment
 Isaac Wilson Assistant Director of Football Equipment
 Emily Antony Assistant Equipment Manager

Laura Anderson Associate AD/Performance Nutrition
 Erin Rubenking Associate Director/Clinical Care Coordinator
 Taylor Stratton Ralpieh Program Manager



COLORADO BUFFALOES VS. UCLA BRUINS





SERIES RESULTS

Date	Winner	Score
Sept. 13, 1980	UCLA	56-14
Oct. 3, 1981	UCLA	27-7
Oct. 2, 1982	UCLA	34-6 (B)
Sept. 29, 1984	UCLA	33-16 (B)
Sept. 21, 2002	Colorado	31-17
Sept. 6, 2003	Colorado	16-14 (B)
Nov. 19, 2011	UCLA	45-6
Sept. 29, 2012	UCLA	42-14 (B)
Nov. 2, 2013	UCLA	45-23
Oct. 25, 2014	UCLA	40-37 (B)
Oct. 31, 2015	UCLA	35-31
Nov. 3, 2016	Colorado	20-10 (B)
Sept. 30, 2017	UCLA	27-23
Sept. 28, 2018	Colorado	38-16 (B)
Nov. 2, 2019	UCLA	31-14
Nov. 7, 2020	Colorado	48-42 (B)
Nov. 13, 2021	UCLA	44-20
Sept. 24, 2022	UCLA	45-17 (B)

BY THE NUMBERS

- 0 The number of times both teams came into the game ranked;
- No. 9 The highest national ranking of either team (UCLA in 1982) when the two have lined up across from each other;
- 21 The number of points the four games in the series from 2014 through 2017 were decided by (3, 4, 10, 4);
- 22 The margin of victory by Colorado in the 2018 game (38-16);
- 56 The number of points UCLA scored in the 1980 game—all in the first half;
- 58 The number of yards on 4-of-8 passing former CU head coach Rick Neuheisel, a UCLA grad, had against the Buffs in the '82 game;
- 96 The length of an interception return by UCLA's Ishmael Adams in 2015 (for a TD), the longest play in the series by either team;
- 114 The number of offensive plays CU ran in the 2015 game, including a 40-4 edge in the second quarter;
- 145 The number of receiving yards former CU tight end and head coach Jon Embree had against the Bruins in the '84 game (8 receptions);
- 187 The number of rushing yards by TB Jarek Broussard in the 2020 game in what was his first collegiate game after two ACL surgeries;
- 325 The number of rushing yards CU had in 2002, the most by either team in the series.
- 818 The number of miles between Boulder, Colorado, and Pasadena, California (as the crow flies; a little over 1,000 via I-70/I-15/I-210);
- 5,330 The difference in elevation (feet) between Boulder (5,345) and Los Angeles

UCLA leads the all-time series with Colorado by a 13-5 count, owning an edge of 8-1 in California (6-1 in Pasadena, 2-0 in Los Angeles) while also owning a 5-4 edge in games in Boulder.

-  The two had never played until 1980, the second year of the Chuck Fairbanks Era (three years in all) at Colorado, and the first half of that game pretty much summed up the entire season, as the Buffs trailed 56-0 at halftime en route to a 1-10 record.
-  The Bruins also won the initial encounter with both as members of the Pac-12 Conference, dealing the Buffaloes a 45-6 setback in 2011 in Pasadena when former Buff head coach Rick Neuheisel was leading the program.
-  The nine games in the Los Angeles area have been played at two different sites, as UCLA played its home games at the Los Angeles Coliseum through 1981. The Bruins reeled off wins in the first four meetings, with CU claiming the next two, a home-and-home agreement in 2002-03 reached when the NCAA approved 12-game schedules for those years at the time with an extra weekend between Labor Day and Thanksgiving.
-  UCLA then owned a five-game winning streak in the series until 2016, when CU broke through with a 20-10 win, its first with both as members of the Pac-12. (CU had almost broken through the previous year, losing late at the Rose Bowl, 35-31, in a game where CU ran 114 plays – including a 40-4 edge in the second quarter.) The Bruins then returned the favor with a 27-23 win Pasadena in 2017, staving off a couple of late CU rallies, and then the Buffaloes came back with a 38-16 win in 2018, almost equaling the margin of their first three wins (26 points) as CU outscored UCLA 24-3 in the second half.

SIGNATURE ANNIVERSARY GAME

18th. In 2003, in the lowest scoring game at Folsom Field in six seasons, No. 24 Colorado rallied for a 16-14 win over UCLA, which as stated above was its first game under coach Karl Dorrell. Bobby Purify's 1-yard run put the Buffs up 7-0 in the first quarter, with the Bruins tying it four minutes later early in the second quarter on a 13-yard touchdown pass from Drew Olson to Craig Bragg. Mason Crosby's 40-yard field goal put the Buffs back up, 10-7, with 34 seconds left in the half; UCLA took its only lead at 14-10 with eight ticks left in the third quarter on a 13-yard TD toss from Olson to Mercedes Lewis. CU's JK-to-JK combo, Joel Klatt and Joe Klopfenstein, hooked up on a 6-yard scoring play with just 2:15 to play, but the PAT kick was blocked. Maurice Jones-Drew fumbled the kickoff and then returned it to just the UCLA 10, where four straight incomplete passes ended the game. Purify rushed for 80 yards and Klatt threw for 157 as CU outgained UCLA, 245-243, in a rare game in the 21st century where the teams failed to combine for 500 yards.

SERIES: DID YOU KNOW?

When the two met in Boulder on Sept. 6, 2003, there were a lot of Colorado ties to the game. CU had opened the year on Aug. 30 with a 42-35 win over CSU in Denver, while the Bruins were idle on opening weekend. Thus, the CU game was the first as head coach for former Bruin and former CU offensive coordinator Karl Dorrell; it was also the first game as UCLA assistants for former Colorado aides Jon Embree and Eric Bieniemy, who accepted positions on Dorrell's staff shortly after CU's appearance in the Alamo Bowl the previous December. The Buffs won that game, 16-14, but UCLA went on to win six of its next seven before slumping a bit, finishing the regular season at 6-6 and then lost to Fresno State in the Silicon Valley Bowl.

COLORADO BUFFALOES: ON THIS DAY

Colorado is 9-6-1 all-time on October 28, which includes a 5-2 mark at home and a 4-3-1 record on the road. Some highlighted Oct. 28 games, and there are several good ones: **1933**—Colorado scored 40 points in just over two quarters of play in defeating Wyoming, 40-12, in Boulder; the Silver & Gold had 517 total yards with Ken Anderson and Ed Nelson each scoring two touchdowns. **1950**—CU, a three-touchdown favorite, ties Utah 20-20 in Salt Lake City as the then Indians hold CU to just 237 total yards; **1961**—CU defeats Oklahoma for a second straight season, winning for the first time ever in Norman. The Buffs trail 14-10 entering the fourth quarter, but Loren Schweningen caps two drives with short touchdown runs to rally CU to the win. **1967**—Colorado is riding high, ranked No. 3 and undefeated, but Oklahoma State rolls into town and pops CU, 10-7, in the Buffs annual homecoming game. It ends an overall 9-game winning streak for Colorado. **1978**—Missouri seemingly is rolling in Columbia, taking



COLORADO BUFFALOES VS. UCLA BRUINS

SERIES GAME LEADERS

100-YARD RUSHING GAMES

188	Chris Brown	9/21/02
187	Jarek Broussard	11/7/20
108	Steven Montez	9/30/17
	Jarek Broussard	11/13/21
107	Michael Adkins	10/25/14
102	Travon McMillian	9/28/18
100	Patrick Carr	10/31/15

100-YARD RECEIVING GAMES

172	Charles Johnson	9/29/84
126	Dimitri Stanley	9/28/18
103	Rodney Stewart	10/31/15

250-YARD PASSING GAMES







312	Sefo Liufau	10/31/15
311	Steve Vogel	9/29/84
258	Owen McCown	9/24/22
257	Sam Noyer	11/7/20

a 27-7 lead with 8:01 left in the third quarter after recovering a Bill Solomon fumble at their own 40. At this juncture, CU has 35 yards rushing on 34 tries and can't do much right on offense. But Solomon and the Buffs pick themselves up and march 80 yards in eight plays, with Eddie Ford scoring on a 7-yard run. Another 80-yard drive ends with a Solomon 12-yard run and CU is within 27-21 with 8:22 left. The Buff defense, now fired up, holds Mizzou and forces a punt, which Mike Davis returned to the MU 44. Three plays later, Ford scores from 16 yards out; Missouri mounts a last chance drive and a 43-yard field goal try is short and when the smoke clears, the Buffs win 28-27 posting to this day their largest comeback in rallying from 20 points down. **1989**—Darian Hagan rushed for 107 yards and J.J. Flannigan added 103 with both scoring touchdowns as CU ended a 12-year drought against Oklahoma in beating the Sooners 20-3 in Norman. The game featured Hagan's famous "free throw or moon" pitch to Flannigan at the goal line. It set up the following week's monster game between No. 2 Colorado and No. 3 Nebraska. **1995**—If instant replay existed in '95, CU would not have fallen 44-21 to No. 2 and eventual national champion Nebraska; a fumble return for a touchdown was negated on the field by an official who called Kenny Wilkins down (the conference office later said the call was wrong); it would have put CU ahead 14-7 at the time and who knows from there. Even a late TD was not allowed to CU, though replays showed Rae Carruth having a foot inbounds. Tommie Frazier threw for 231 yards and ran for a touchdown as the Huskers worked scored the game's final 13 points to pull away from the Buffs. **2000**—Craig Ochs became the first, and only, player in Buff history to run and throw for a touchdown and also catch a TD pass in a 37-21 win over Oklahoma State in Boulder. Ochs scored on 22 and 33-yard runs, threw an 8-yard scoring pass to Roman Hollowell, and caught a 29-yard pass from wide receiver Javon Green in amassing 429 yards of total offense. **2006**—Colorado didn't do much on offense, building a 9-0 halftime lead on three Mason Crosby field goals (37, 26, 32), as Kansas then reeled off 20 straight points on its way to a 20-15 win in Lawrence. CU's final points came on one of the longest returns in CU history, as Ryan Walters scooped up a fumble and raced 95 yards for a touchdown. CU managed just 256 yards of offense in the game.

OCTOBER 28 COLORADO MVP: TB Eddie Ford. Though he carried the ball just six times, he picked up 44 yards in the '78 game against Missouri, with two of the carries for scores including the game-winner with 5:32 remaining. How effective was Ford? The rest of the Buffs combined had 47 carries for 71 yards, as James Mayberry was held to 54 yards on 19 tries and Bill Solomon, while also scoring twice, had just 11 net yards.

A CLOSER LOOK

The 2002 game in Pasadena marked the first time CU would beat UCLA in program history, after losing the first four matchups, with the first one coming in 1980. A look back on the year 2002...

-  The No. 1 song in the nation that year was Lose Yourself by Eminem;
-  Elon Musk founded SpaceX;
-  Science Fiction and top movie franchises dominated at the box office; Spider-Man, Star Wars: Episode II - Attack of the Clones, Harry Potter and the Chamber of Secrets headlined the top-grossing movies;
-  Top tv shows debuted such as The Wire, Naruto, The Monk, etc;
-  The cost of a Superbowl ad in 2002: \$1,900,000;
-  Championship winners across all leagues included: Anaheim Angels (MLB), Los Angeles Lakers (NBA), Tampa Bay Buccaneers (NFL);

CU VS. THE PAC-12 // UCLA VS. THE PAC-12

-  Colorado is 96-140-4 all-time vs. current Pac-12 conference schools (240 games). In addition to the 5-13 mark against UCLA, CU is 16-9 vs. Arizona, 4-10 vs. Arizona State, 5-7 vs. California, 6-7 vs. Oregon State, 9-16 vs. Oregon, 0-17 vs. USC, 6-7 vs. Stanford, 32-34-3 vs. Utah, 7-13 vs. Washington, and 6-7 vs. Washington State.
-  UCLA is 332-231-15 all-time versus Pac-12 Conference schools: 27-18-2 vs. Arizona, 23-15-1 vs. Arizona State, 58-34-1 vs. California, 13-5 vs. Colorado, 40-32 vs. Oregon, 43-17-4 vs. Oregon State, 33-50-7 vs. USC, 12-8 vs. Utah and 42-32-2 vs. Washington, and 41-20-1 vs. Washington State.



COLORADO BUFFALOES VS. UCLA BRUINS

COLORADO-UCLA: SERIES TRENDS

Here's a quick look at some team statistical trends in the Colorado-UCLA series:

Date	Site	Result	Attend.	Rank		CU Rushing					Passing			Tot Off UCLA			Rushing			Passing			Tot Off	
				CU	UCLA	FD	Att	Yds	TD	A-C-I	Yds	TD	No	Yds	FD	Att	Yds	TD	A-C-I	Yds	TD	No	Yds	
11/25/04	Denver	L 0-33		—	—	Stats N/A																		
9/10/77	Boulder	W 27-21	50,482	12	—	23	62	262	2	25-16-1	231	1	87	493	18	44	170	1	35-20-2	258	2	79	428	
9/13/80	Pasadena	L 14-56	37,205	—	—	20	52	225	1	30-19-1	205	1	82	430	18	56	267	7	10- 7-0	85	1	66	352	
10/3/81	Pasadena	L 7-27	40,347	—	16	10	36	107	0	25-10-1	54	1	61	161	22	55	179	0	25-13-1	258	2	80	437	
10/2/82	Boulder	L 6-34	38,702	—	9	12	31	57	0	30-19-2	125	0	61	182	27	41	102	3	32-20-1	338	1	73	440	KTL
9/29/84	Boulder	L 16-33	38,925	—	17	25	33	31	0	46-22-1	311	1	79	342	16	49	202	2	23-13-0	193	1	72	395	
9/21/02	Pasadena	W 31-17	63,880	—	20	27	51	325	3	23-12-0	146	0	74	471	20	28	62	0	36-22-1	222	2	64	284	ABC
9/6/03	Boulder	W 16-14	48,584	24	—	21	47	88	1	31-21-0	157	1	78	245	13	26	38	0	30-17-0	205	3	56	243	ABC
11/19/11	Pasadena	L 6-45	57,334	—	—	15	28	87	0	32-17-3	142	1	60	229	24	44	328	2	19-15-0	225	4	63	553	
9/29/12	Boulder	L 14-42	46,893	—	—	14	30	83	0	35-23-1	226	2	65	309	29	44	211	4	40-25-0	281	2	84	492	P12N
11/2/13	Pasadena	L 23-45	80,377	—	17	26	40	134	1	36-25-0	247	1	76	381	18	33	139	4	24-19-0	273	2	57	412	FOX
10/25/14	Boulder	L 37-40	37,442	—	25	31	45	233	2	46-28-2	267	2	91	500	21	37	309	4	39-24-0	200	1	76	509	P12N
10/31/15	Pasadena	L 31-35	51,508	—	24	34	56	242	2	58-37-2	312	0	114	554	16	26	138	3	33-19-0	262	1	59	400	P12N
11/3/16	Boulder	W 20-10	43,761	21	—	24	52	144	1	33-20-3	160	0	85	304	14	30	25	0	29-15-1	185	1	59	210	FS-1
9/30/17	Pasadena	L 23-27	61,338	—	—	24	38	191	1	38-17-0	243	1	76	434	25	35	95	2	45-28-1	372	1	80	467	ESP2
9/28/18	Boulder	W 38-16	46,814	—	—	26	48	209	4	27-23-0	268	1	75	477	15	28	151	0	35-17-0	138	1	63	289	FS-1
11/2/19	Pasadena	L 14-31	47,118	—	—	19	27	88	1	38-21-1	195	1	65	283	24	46	200	2	28-21-1	226	2	74	426	P12N
11/7/20	Boulder	W 48-42	554	—	—	26	59	264	5	33-22-0	261	1	92	535	23	25	175	2	40-20-1	303	4	65	478	ESP2
11/13/21	Pasadena	L 20-44	36,573	—	—	20	47	192	2	29-18-0	166	0	76	358	27	41	244	5	26-18-1	257	0	67	501	
9/24/22	Boulder	L 17-45	42,848	—	—	19	34	51	1	42-26-1	258	1	76	309	25	34	249	3	29-22-0	266	3	63	515	



Career Passing Stats

COMPLETIONS

Player	'21	'22	'23	Career
Sanders	272	344	219	835
Staub			1	1

PASSING YARDS

Player	'21	'22	'23	Career
Sanders	3,231	3,752	2,420	9,409
Staub			3	3

PASSING TOUCHDOWNS

Player	'21	'22	'23	Career
Sanders	30	40	21	91

GAMES WITH 30+ COMPLETIONS

Player	'21	'22	'23	Career
Sanders	1	6	5	12

GAMES WITH 40+ COMPLETIONS

Player	'21	'22	'23	Career
Sanders	0	1	0	1

GAMES WITH 300+ YARDS

Player	'21	'22	'23	Career
Sanders	3	6	5	14

GAMES WITH 400+ YARDS

Player	'21	'22	'23	Career
Sanders	0	1	2	3

GAMES WITH 500+ YARDS

Player	'21	'22	'23	Career
Sanders	0	0	1	1

GAMES WITH MULTIPLE TDs

Player	'21	'22	'23	Career
Sanders	9	9	6	23

GAMES WITHOUT AN INT

Player	'21	'22	'23	Career
Sanders	8	8	4	20

GAMES WITH 75% PERCENTAGE

Player	'21	'22	'23	Career
Sanders	3	6	2	11

GAMES WITH 150 QBR

Player	'21	'22	'23	Career
Sanders	8	8	5	21

GAMES WITH 200 QBR

Player	'21	'22	'23	Career
Sanders	1	1	1	3

Shedeur Sanders

Shedeur Sanders Off To Best Start In School History

QB Shedeur Sanders is turning heads in the 2023 season, and through the seven games regular season is in the top eight nationally in seven different categories and leads the nation in completions per game and is second in passing yards per game. He is also third in passing touchdowns and point responsible for and fourth in total offense while coming in eighth in completion percentage.

In terms of CU records, he is already third on the passing touchdowns list for CU history, and 12th for passing yards while on pace to set a new CU record for completion percentage and is third for QB Rating. He has five of the top 27 passing games in CU history through his first seven games for yardage and five of the top 15 in terms of completions in a game.

Some Shedeur Charts:

Category	Number	NCAA	P12
Passing Yards	345.7	2	2
Completion Percentage	72.3	8	3
Pass Efficiency	160.3	19	4
Passing Touchdowns	21	3	2
Completions	31.3	1	1
Points Responsible for	21.1	3	2
Total Offense	342.4	4	2

Most Yards, Game, NCAA, 2023

	Opp	Date	Yards
1. Shedeur Sanders, Colorado	TCU	9/2/23	510
t24. Shedeur Sanders, Colorado	Nebraska	9/9/23	393

Most Yards, First X Career Gms

	1	2	3	4	5
1. Shedeur Sanders, 2023	510 (1)	903 (1)	1,251 (1)	1,410 (1)	1,781 (1)
2. Cody Hawkins, 2007	262 (2)	503 (2)	704 (3)	866 (2)	1,172 (2)
3. Sefo Liufau, 2013	169	367	579 (5)	826 (5)	986 (3)
4. Mike Moschetti, 1998	257 (3)	481 (3)	703 (4)	792	978 (4)
5. Craig Ochs, 2000	208 (5)	447 (4)	516	852 (3)	971 (5)
Koy Detmer, 1992	184	339	757 (2)	828 (4)	947
Joel Klatt, 2002-03	0	402 (5)	559	708	761
Jordan Webb, 2012	187	347	432	777	961
Bobby Pesavento, 2000	249 (4)	303	477	536	625

Most Yards, First X Season Gms

	1	2	3	4	5
1. Shedeur Sanders, 2023	510 (1)	903 (1)	1,251 (1)	1,410 (1)	1,781 (1)
2. Sefo Liufau, 2014	241	559 (9)	837 (10)	1,124 (6)	1,579 (2)
3. Koy Detmer, 1996	254 (9)	618 (6)	905 (5)	1,151 (3)	1,553 (3)
4. Steven Montez, 2019	232	607 (7)	827	1,164 (2)	1,463 (4)
5. Steven Montez, 2018	338 (3)	689 (5)	855 (9)	1,082 (9)	1,410 (5)
6. Mike Moschetti, 1999	291 (5)	756 (2)	972 (2)	1,139 (5)	1,398 (6)
7. Tyler Hansen, 2011	223	697 (4)	912 (4)	1,150 (4)	1,325 (7)
8. Steven Montez, 2017	202	501	858 (8)	1,029	1,272 (8)
9. Mike Moschetti, 1999	132	423	888 (7)	1,104 (7)	1,271 (9)
10. Joel Klatt, 2005	283 (6)	469	697	848	1,246 (10)
Connor Wood, 2013	400 (2)	741 (3)	897 (6)	1,102 (8)	1,102
Koy Detmer, 1995	267 (7)	522	948 (3)	1,054 (10)	1,054
Cody Hawkins, 2009	222	578 (8)	753	1,045	1,103
Sefo Liufau, 2016	318 (4)	522 (10)	768	768	768
Sam Noyer, 2020	257 (8)	512	650	742	1,000
Kordell Stewart, 1993	246 (10)	467	744	996	1,079



Game/Season Rankings

SEASON PASSING YARDS

Rk.	Name, Season	Yards
1.	Sefo Liufau, 2014	3,200
2.	Koy Detmer, 1996	3,156
5.	Steven Montez, 2019	2,849
10.	Joel Klatt, 2003	2,614
12.	Shedeur Sanders, 2023	2,420

SEASON PASSING TOUCHDOWNS

Rk.	Name, Season	Yards
1.	Sefo Liufau, 2014	28
2.	Koy Detmer, 1996	22
3.	Joel Klatt, 2003	21
	Shedeur Sanders, 2023	21

SEASON COMPLETION PERCENTAGE

Rk.	Name, Season	Yards
1.	Shedeur Sanders, 2023	72.3
2.	Koy Detmer, 1995	68.4
3.	Tyler Hansen, 2010	68.3

SEASON QB RATING

Rk.	Name, Season	Yards
1.	Koy Detmer, 1995	189.4
2.	Darian Hagan, 1989	161.6
3.	Shedeur Sanders, 2023	160.3

SEASON COMPLETIONS

Rk.	Name, Season	Yards
1.	Sefo Liufau, 2014	325
2.	Steven Montez, 2018	258
5.	Cody Hawkins, 2007	239
8.	Steven Montez, 2017	228
9.	Shedeur Sanders, 2023	219

SEASON ATTEMPTS

Rk.	Name, Season	Yards
1.	Sefo Liufau, 2014	498
2.	Cody Hawkins, 2007	424
10.	Sefo Liufau, 2015	344
14.	Cody Hawkins, 2008	320
—	Shedeur Sanders, 2023	303

GAME PASSING YARDS

Rk.	Name, Date, Opp	Yards
1.	Shedeur Sanders, 9/2/23, @ TCU	510
2.	Tyler Hansen, 9/10/11 vs. Cal	474
t11.	Shedeur Sanders, 10/13/23 vs. Stanford	400
t20.	Shedeur Sanders, 9/9/23, vs. NU	393
27.	Shedeur Sanders, 9/16/23, vs. CSU	347

GAME COMPLETIONS

Rk.	Name, Date, Opp	Comp
1.	Sefo Liufau, 9/27/14 @ Cal	46
2.	Joel Klatt, 10/11/03 vs. KU (OT)	38
	Shedeur Sanders, 9/2/23 @ TCU	38
	Shedeur Sanders, 9/16/23 vs. CSU (20T)	38
5.	Sefo Liufau, 10/31/15 @ UCLA	37
t-7.	Shedeur Sanders, 10/13/23 vs. Stanford	33
t-12	Shedeur Sanders 9/9/23 vs. Nebraska	31
t-15	Shedeur Sanders, 9/23/23 vs. USC	30

Shedeur Sanders

Shedeur Sanders Clutch Stats Top The Nation

Shedeur Sanders is quickly putting together one of the best seasons in CU history, and when you look at clutch situations, his numbers are even better. Even after a sub-par performance at Oregon, he is still second in the nation in passing with 336.7 yards per game, completing 72.7 percent of his passes with 2,020 yards, 16 touchdowns and two interceptions.

He is one of the best in the nation in clutch situations. On third down, he is 38-of-58 for 445 yards with three touchdowns, two interceptions and 24 first downs, tied for third most in the nation. On third-and-long (10-plus) he leads the nation in passing, completing 16-of-20 (80.0) passes for 235 yards and has 10 first downs in those situations, most nationally. He is also 5-of-5 passing on fourth down with five first downs and two touchdowns.

In the fourth quarter, he is 44-of-58 (75.9) for 669 yards with seven touchdowns and no interceptions. His fourth quarter yardage leads the nation and his QB rating of 212.6 in the fourth quarter is the best nationally for quarterbacks with 30-plus attempts in the quarter.

He is also great when the Buffs are trailing by one score, hitting on 59-of-77 (.766) passes for 544 yards with four touchdowns and no interceptions and a QB rating of 153.1. His completion percentage in those situations is second nationally and best for quarterbacks with more than 20 pass attempts in that situation.

Some Shedeur Situational Statistics:

Situation	Att	Comp	Pct.	Yards	TD	Int	Rating	First
All Plays	303	219	.723	2420	21	3	160.3	100
First Half	145	103	.710	862	7	2	134.1	44
Second Half/OT	158	116	.734	1558	14	1	184.2	556
First Quarter	77	56	.727	391	4	2	127.3	23
Second Quarter	68	47	.691	471	3	0	141.9	21
Third Quarter	83	61	.735	733	3	0	159.6	26
Fourth Quarter	63	48	.762	761	8	0	219.6	29
Overtime	12	7	.583	64	3	1	169.0	1
First Down	124	91	.734	964	8	0	160.0	31
Second Down	104	76	.731	828	6	0	159.0	36
Third Down	70	47	.671	529	5	3	145.6	28
Third & 10-Plus	25	20	.800	290	2	1	195.8	12
Fourth Down	5	5	1.000	99	2	0	398.3	5
Opposite Red Zone (1-20)	32	24	.750	325	0	0	160.3	14
Own 21-39	104	84	.808	902	1	1	154.9	35
40-40	74	48	.649	525	2	1	130.7	23
Opp 39-21	57	41	.719	489	7	0	184.5	20
Red Zone	36	22	.611	179	11	1	198.1	8
Winning 15+	23	18	.783	209	0	0	154.6	7
Winning 8-14	20	18	.900	216	1	0	197.2	10
Winning 1-7	37	26	.703	435	5	0	213.6	21
Tied	70	47	.671	375	5	2	130.0	15
Losing 1-7	77	59	.766	544	4	0	153.1	24
Losing 8-14	27	17	.630	248	2	1	157.1	11



Notes

Production Gained

Looking at the 2022 production for the Buffaloes, especially when looking at impact plays both on offense and defense, and it's clear the roster has been upgraded.

PASSING & RECEIVING

Last season, the Buffaloes completed 179 passes for 2,075 yards and 10 touchdowns. The receivers and running backs the Buffs brought in accounted for 210 receptions for 2,845 yards and 26 touchdowns last season, the most significant of those numbers the jump in touchdowns from 10 to 26.

Shedeur Sanders completed 344-of-488 passes for 3,752 yards and 40 touchdowns to just six interceptions. Compared to the Buffs 2022 numbers, that's almost doubling the number of completions for 1,673 more yards and 30 more touchdown passes with four fewer interceptions.

RUSHING

If you count Alton McCaskill's 2021 numbers since he didn't play in 2022, the rushing numbers the Buffs got out of the portal accounted for 242 more rushing yards on 42 fewer attempts and more than doubled the touchdown output with 24 compared to the 11 rushing touchdowns CU had as a team in 2022.

TOUCHDOWNS

Taking those numbers, CU accounted for 50 touchdowns rushing and receiving (not to mention Sanders' 40 passing touchdowns) compared to the 21 touchdowns the Buffs offense produced in 2022.

DEFENSE

Looking at impact plays on defense, the Buffs certainly upgraded on that side of the ball, as well. Last season, CU accounted for 49 tackles for loss where the new players coming in accounted for 72.5 tackles for loss, an increase of 23.5. Sacks dramatically increased from nine CU had as a team to 39 among the new players. Interceptions more than doubled from six to 13 and pass breakups was relatively even but still increases from 32 to 35.

Category	2022 Buffaloes	2023 Transfers
RECEIVING		
Receptions	179	210
Receiving Yards	2,075	2,845
Receiving Touchdowns	10	26
RUSHING		
Rushes	387	345
Rushing Yards	1,300	1,542
Rush Touchdowns	11	24
PASSING		
Completions	179	344
Pass Attempts	360	488
Passing Yards	2,075	3,752
Passing Touchdowns	10	40
Interceptions	10	6
DEFENSIVE BIG PLAYS		
Tackles For Loss	49	72.5
Sacks	9	39.0
Interceptions	6	13
Pass Breakups	32	35

2023 Colorado Football Anniversaries

- 1898** Now in its ninth year of intercollegiate football, Colorado plays its first opponent from outside the state boundaries, as Nebraska visited Boulder on Nov. 17; the then Bugeaters left town with a 23-10 win over the Silver & Gold.
- 1908** Fred Folsom returns for his third of four stints as head coach, and leads CU to the Colorado Football Association title and a 5-2 record.
- 1923** Colorado completes the season with a 9-0-0 record, its best in 34 years of football, as CU outscores its opponents by 280-27 (no team scored more than seven). The popularity of the team is at an all-time high, and thus the school begins work on a new stadium on the northeast side of campus.
- 1928** (Oct. 13) Bill Smith records the first known 100-yard rushing game ever by a CU player, running for 132 yards and a TD in a 21-7 win at UNC.
- 1933** Sophomore William "Kayo" Lam bursts on the scene and leads CU to a 7-2 record. It's the last year the school is known as the Silver & Gold, as "Buffaloes" wins a contest the following year and the teams have been named such ever since.
- 1943** The full effect of World War II hits college football, CU being no exception. The Buffs played a limited conference schedule (two games), sweeping Utah home and away, lost twice to No. 18 Colorado College and defeated three military teams in going 5-2.
- 1958** Howard Cook ties Byron White's record by scoring 25 points against Arizona in Tucson, as he scored four touchdowns and kicked an extra point in CU's 65-12 rout of the Wildcats; the record would stand for 43 years. Cook also became the first Buff to lead the nation in punt returns.
- 1963** The season finale against Air Force on Nov. 23, is postponed for two weeks as the nation mourned the death of President John F. Kennedy.
- 1988** (Oct. 22) Oklahoma edges CU, 17-14, in the first night game ever at Folsom. A 7-2 start paves the way for the Buffs to crack the Top 20, as at No. 19 the Buffs are ranked for the first time since 1978; an 8-4 final record is the school's best since a similar mark in 1976.
- 1993** (Oct. 16) Colorado wins 27-10 at Oklahoma, the 78th victory by head coach Bill McCartney, as he becomes the all-time winningest coach in school history, passing Fred Folsom. In that game, Lamont Warren throws a 34-yard touchdown pass to Charles Johnson; Warren slipped on the slick Astroturf and Johnson was interfered with but still caught the ball while lying on the ground in a play that was selected as the national play of the year (the first of two in a row for CU). Johnson went on to be named the offensive player of the year in the Big 8, the first wide receiver to ever receive the award.
- 1998** Two milestones this season: CU's 37-8 win over Iowa State is the school's 600th all-time, and the 51-43 win over Oregon in the Aloha Bowl is the 1,000th game in school history.



Notes

Coach Prime Era Begins With 100th Season At Folsom Field

The 2023 season is the first under Deion "Coach Prime" Sanders and the 100th at CU's Folsom Field. CU was the first team in the nation to sell out of season tickets in April and is now completely sold out for the entire season, the first time in CU history the Buffs have sold out of all home games. The Buffs opened its home season with Nebraska and Colorado State in back-to-back weeks, just the 11th time CU hosted its two rivals in the same season, and for just the fourth time in CU history CU defeated both the Huskers and Rams at Folsom Field (also in 1904, '56 and '89).

CU Football Historical Snapshot

Colorado is in its second century of intercollegiate football, as the Buffaloes continue their 134th season of intercollegiate football in 2023. Through Week 7, CU has played in 1,298 games with an all-time record of 723-539-36.

In FBS, only 23 programs began earlier than the Buffs did in 1890 and only three schools west of Colorado are in that 23, all Pac-12 programs in California (1886), USC (1888) and Washington (1889). Only 13 programs have played more seasons than the Buffs with 133 entering 2023, no Pac-12 programs as CU and Washington are the only two programs in the west that will play in their respective 134th season of intercollegiate football.

Eight Straight Sellouts And Counting

Colorado has played in front of a sellout crowd for each of its first seven games and the UCLA game at the Rose Bowl is expected to be announced as a sellout by the Bruins. The longest previous streak of playing in front of a sold out crowd was five games to open the 1996 season. CU is one of just five teams nationally to play in front of a sellout every game this season, joining Georgia, Iowa, Notre Dame and Tennessee.

National Player of the Week Honors

Colorado's trio of Dylan Edwards, Shedeur Sanders and Travis Hunter each earned some type of national player of the week honors for the season opening performance at TCU, and Xavier Weaver added to it after the second week. Sanders was named the Walter Camp National Player of the Week, the Davey O'Brien National QB of the Week, and the CFPA National Performer of the Week. Edwards was named the Doak Walker National RB of the week and the Shaun Alexander National Freshman of the Week. Hunter was named the Bronko Nagurski National Defensive Player of the Week and the Paul Hornung National Player of the Week.

Prior to the week, CU had a collective 29 national players of the week dating back 53 years to 1970. The 13 awards from those three players surpasses the most award from a single season in CU history.

Michael Harrison Among Most Productive Tight Ends

Michael Harrison is among the most productive tight ends in recent memory for the Buffs. With 26 receptions for 215 yards and four touchdowns, he is tied for fourth among tight ends nationally in receptions and receiving touchdowns. Two tight ends have five touchdown receptions and he's tied with three other players with four. His 26 receptions are already the most by a tight end at Colorado in 14 seasons, since Riar Geer had 36 receptions for 402 yards and 4 touchdowns in 2009. His four touchdowns are also tied for the most by a walk-on in a season in CU history alongside Scotty McKnight, who was considered a walk-on in his freshman season 2007 when he had 43 receptions for 488 yards and four touchdowns. He is already also nearing the top 20 for tight ends in a CU career for receptions, needing two more to move into 19th place.

Roster Turnover Numbers

Much has been documented and opinionated about the roster turnover Coach Prime and staff undertook from last year's 1-11 team that was outscored by an average of 45-15. As defensive coordinator Charles Kelly said at Pac-12 media day, "We've taken criticism, and that's fine, but we've done within what the rules allow for us to create the best possible roster for the University of Colorado and we don't apologize for that." As it can be assumed, the Buffs lead the nation in most things related to roster turnover. A look:

Most Newcomers	Scholarship NC	Most Transfers	Scholarship Ret.	Fewest Returners	Fewest Starters
Colorado 87	Colorado 68	Colorado 58	Colorado 9	Colorado 25	Colorado 3
Arizona St. 78	Texas State 53	Arizona State 40	Arizona State 29	Arizona State 39	Stanford 5
Oklahoma St. 63	Arizona St. 52	Texas State 39	Texas State 32	Texas State 52	New Mexico 6
Nebraska 62	Colorado St. 48	Indiana 32	Colorado State 34	Troy 57	Indiana 8
New Mexico St. 62	La. Monroe 45	Coastal Carolina 30	Liberty 38	Temple 58	Liberty 8
Colorado St. 59	Liberty 42	New Mexico 30	Troy 40	Liberty 59	Old Dominion 8
Old Dominion 58	Old Dominion 41	New Mexico St. 29	Old Dominion 41	Houston 64	South Carolina 8
Texas St. 57	Troy 39	Old Dominion 27	New Mexico 45	Coastal Carolina 67	Texas State 8
East Carolina 57	New Mexico 38	Troy 27	Indiana 45	Florida 69	East Carolina 10
Liberty 56	Temple 37	Colorado St. 25	Temple 46	Two With 70	Houston 10

Travis Hunter

Travis Hunter is revolutionizing the way college football is played, starting both ways each of the first three games at both cornerback and wide receiver and re-recording the top two scrimmage snap games in CU history in the first two before leaving the CSU game at halftime with an injury after a late hit. He missed three games and returned for the Stanford game, where he set a new high with 160 total snaps (168 counting penalty plays) and 149 snaps from scrimmage.

It's hard to put into context, but in the wake of his performances, FOX Sports put together a list of the Top 10 two-way performers in the last 30 seasons.

In chronological order, they are Champ Bailey, Georgia, Charles Woodson, Michigan, Chris Gable, Ohio State, Owen Marecic, Stanford, Shaq Thompson, Washington, Nick Vigil, Utah State, Myles Jacks, UCLA, Jabrill Peppers, Michigan and Adoree' Jackson, USC.

Hunter also leads the nation in 3rd-and-10 or longer receiving with four receptions for an average of 26.3 yards and four first downs. No other player has more than two first downs in that situation.

Travis Hunter Play Count

Game	Off	Def	ST	Total	Pen.	Total
TCU	61	79	7	147	4	151
Nebraska	68	57	2	127	2	129
Colorado St.	20	44	2	66	4	70
Stanford	69	80	11	160	8	168

Scrimmage Snaps, CU History

Rk.	Name	Game	Date	Snaps
1.	Travis Hunter	Stan.	10/13/23	149
2.	Travis Hunter	TCU	9/2/23	140
3.	Travis Hunter	Neb.	9/9/23	125
4.	Sefo Liufau	UCLA	10/31/15	114
	Alex Kelley	UCLA	10/31/15	114
	Shane Callahan	UCLA	10/31/15	114
	Stephane Nembot	UCLA	10/31/15	114

Travis Hunter Honors

Midseason First-Team All-America Sporting News
 Midseason All-Transfer The Athletic
 Lott IMPACT Trophy Quarterfinalist
 Bronko Nagurski Player of the Week (Week 1)
 Lott IMPACT Trophy Player of the Week (Week 1)
 Paul Hornung Player of the Week (Week 1)
 Paul Hornung Award Honor Roll (Week 1)
 Jim Thorpe Award Honorable Mention (Week 1)
 Paul Hornung Award Honor Roll (Week 2)
 Paul Hornung Award Honor Roll (Week 7)
 Pac-12 Defensive Player of the Week (Week 1)



Comebacks, Rivals & Turnarounds

Bufs One Of Four To Go 3-0 After 11 Losses

The 2023 Buffaloes are just the fourth team in FBS history to start a season 3-0 after losing 11 games the previous season, and the first team since Minnesota accomplished the feat in 2008 in the second season under coach Tim Brewster, who is currently the Buffs tight ends coach. The other two teams to accomplish the feat were the 1985 Indiana Hoosiers, led by Bill Mallory, who led the Buffaloes through a successful era in the 1970s, and the 2000 South Carolina Gamecocks, led by Lou Holtz. Each of those teams were in the second year of their respective tenures and those schools.

Season	Team	Coach	Prev. Season	Start	Record
1985	Indiana	Bill Mallory	0-11	4-0	4-7
2000	South Carolina	Lou Holtz	0-11	4-0	8-4
2008	Minnesota	Tim Brewster	1-11	4-0	7-6
2023	Colorado	Coach Prime	1-11	3-0	4-2

Beating CSU, Nebraska In Folsom A Rarity

With its thrilling 43-35 win over Colorado State a week after toppling Nebraska 36-14, the 2023 version of the Colorado Buffaloes became just the fourth team to beat the Huskers and Rams at Folsom Field, and first since 1989. The Buffs and Rams played at Invesco Field at Mile High for most of this century, and prior to that didn't play regularly every season. The 1952 Buffs tied Nebraska and beat Colorado State, as well.

Season	Date	Opponent	Score	Date	Opponent	Score
1904	10/8/04	Nebraska	W 6-0	11/12/04	Colorado State	W 46-0
1952	10/25/52	Nebraska	T 16-16	11/29/04	Colorado State	W 61-0
1956	10/13/56	Colorado St.	W 47-7	10/27/56	Nebraska	W 16-0
1989	9/9/89	Colorado St.	W 45-20	11/4/89	Nebraska	W 27-21
2023	9/9/23	Nebraska	W 36-14	9/16/23	Colorado State	W 45-42 (2ot)

CSU 98-Yard Drive One Of Best Game Winning/Tying In CU History

Shedeur Sanders orchestrated a game-tying 98-yard drive in the final 2:06 of the Colorado State game, one of the best game-tying or winning drives in CU history. On that final drive, he was 5-of-6 passing for 106 yards, hitting Jimmy Horn on a 45-yard strike with just 36 seconds left and then connecting with Michael Harrison on the two-point conversion to tie the game. Two other game-winning drives come to mind as some of the best in school history.

Season	Opponent	Poss	Drive	Score	Score	Play(s)
1981	Oklahoma State	1:28	10-92, 1:22	3-10	11-10	Vogel 9 Pass To Parker, Vogel 2-Pt
1994	at Michigan	0:21	3-85, 0:21	21-26	27-26	Stewart 64 Pass to Westbrook, no PAT
2023	Colorado State	2:06	7-98, 1:30	20-28	28-28	Sanders 45 Pass to Horn, Harrison 2-Pt

Fourth Quarter Comebacks

CU has orchestrated three fourth-quarter comebacks in the first six games of the season, first two separate four-point deficits at TCU to open the season followed by an 11-point deficit against Colorado State in Week 3 and a field goal deficit to start the fourth quarter at Arizona State. The first two are two of 14 fourth-quarter comebacks in the past 30 seasons of four or more points (needing more than a FG to tie/win). Of the below, the Colorado State comeback this season was just the third where the Buffs were down 10-plus points with under 10 minutes remaining, joining Washington State 2012 and Michigan 1994. Colorado also nearly pulled off the biggest comeback in its history against USC, down 34-7 (-27) before pulling within one score in the fourth quarter.

Def.	Opponent	Date	Trailed	Time	Final	
17	at Wash. State	Sept. 22, 2012	31-14	Scored 7:06, 4:23, lead :09	Won 35-34	
14	Oklahoma	Sept. 29, 2007	24-10	Tied 4:05, lead :00	Won 27-24	
12	at Michigan	Sept. 24, 1994	26-14	Scored 2:15, lead :00	Won 27-26	
11	at Iowa State	Nov. 8, 1997	35-24	Took lead at 9:04	Won 43-38	
11	Colorado State	Sept. 16, 2023	28-17	Scored 7:33, Tied at :36, OT	Won 43-35 OT	
10	Nebraska	Sept. 7, 2019	24-14	Tied at 8:30, OT	Won 34-31 OT	
9	vs. UTEP	Dec. 29, 2004	28-19	Took lead at 8:43	Won 33-28	
7	C. Arkansas	Sept. 7, 2013	24-17	Tied game 10:43	Won 38-24	
7	Missouri	Oct. 9, 1999	25-18	Tied game at 7:01, OT	Won 46-39 OT	
6	Texas A&M	Nov. 7, 2009	34-28	Took lead at 2:04	Won 35-34	
5	at Oregon	Sept. 24, 2016	38-33	Took lead at 8:43	Won 41-38	
5	at Oklahoma St.	Oct. 27, 2001	19-14	Took lead at 5:54	Won 22-19	
4	at UCLA	Sept. 6, 2003	14-10	Took lead at 2:15	Won 16-14	
4	at TCU	Sept. 2, 2023	42-38	Took lead at 4:25	Won 45-42	

Turnarounds

CU became the 45th team in FBS history to win at least four games after losing 11 or more the previous season. South Florida is 4-4 and Northwestern 3-4 after also going 1-11 in 2022.

Team	Season	Record	Record
Miami (Ohio)	2009	1-11	10-4
Fresno State	2016	1-11	10-4
Hawai'i	1998	0-12	9-4
South Carolina	1999	0-11	8-4
Tulsa	2002	1-11	8-5
UTEP	2003	2-11	8-4
Central Florida	2004	0-11	8-5
SMU	2008	1-11	8-5
Western Michigan	2013	1-11	8-5
Central Michigan	2018	1-11	8-6
Minnesota	2007	1-11	7-6
Eastern Michigan	2015	1-11	7-6
Baylor	2017	1-11	7-6
South Alabama	2012	2-11	6-6
Georgia State	2013	1-11	6-7
Old Dominion	2019	1-11	6-7
Connecticut	2021	1-11	6-7
Boston College	1978	0-11	5-6
Richmond	1979	0-11	5-6
Rutgers	1997	0-11	5-6
Ball State	1999	0-11	5-6
Houston	2001	0-11	5-7
Rutgers	2002	1-11	5-7
Louisiana Monroe	2003	1-11	5-6
Florida International	2007	1-11	5-7
Washington	2008	0-12	5-7
Akron	2012	1-11	5-7
North Texas	2015	1-11	5-8
San Jose State	2018	1-11	5-7
Arizona	2021	1-11	5-7
UTEP	1973	0-11	4-7
Colorado State	1981	0-11	4-7
Indiana	1984	0-11	4-7
New Mexico State	2005	0-12	4-8
Eastern Michigan	2006	1-11	4-8
Stanford	2006	1-11	4-8
Temple	2006	1-11	4-6
Duke	2007	1-11	4-8
Indiana	2011	1-11	4-8
New Mexico	2011	1-11	4-9
Hawai'i	2013	1-11	4-9
Florida International	2013	1-11	4-8
Louisiana Monroe	2015	2-11	4-8
Florida International	2021	1-11	4-8
Colorado	2022	1-11	4-3
South Florida	2022	1-11	4-4
<i>Northwestern</i>	<i>2022</i>	<i>1-11</i>	<i>3-4</i>

MOST WIN IMPROVEMENT, CU HISTORY

Wins	Season	Record	PRecord
7	2001	10-3	3-8
6	1894	8-1	2-3
6	1985	7-5	1-10
6	2016	10-4	4-9
5	1917	6-2	1-5-1
5	1923	9-0	4-4
5	1933	7-2	2-4
3	<i>2023</i>	<i>4-3</i>	<i>1-11</i>



Colorado In The Rankings

Bufs Enter Rankings After TCU Win In Week 1, Fall Out After Oregon Loss

The 2023 Buffaloes became the first team to be ranked in the Week 1 AP College Football Top 25 after having 11 losses the previous season, coming in at No. 22 in that first poll after being No. 25 in the Coaches Poll. CU improved four spots to No. 18 after beating Nebraska (21 in the coaches poll) then slipped one spot to No. 19 after a double OT win against Colorado State, with the coaches matching that ranking of No. 19. After falling to Oregon, the Buffs received votes the next two weeks. .

Week	Date	Rank	Record	Pts	FPV	CP	CFP	Last Week
Preseason	Aug. 14	NR						
Week 1	Sept. 5	22	1-0	269	0	25	—	W 45-42 at #17 TCU
Week 2	Sept. 10	18	2-0	481	0	21	—	W 36-14 vs. Nebraska
Week 3	Sept. 17	19	3-0	509	0	19	—	W 43-35 vs. CSU (2OT)
Week 4	Sept. 24	RV	3-1	32	0	RV	—	L 42-6 at #10 Oregon
Week 5	Oct. 1	RV	3-2	1	0	—	—	L 48-41 vs. #8 USC
Week 6	Oct. 8	—	4-2	0	0	—	—	W 27-24 at ASU
Week 7	Oct. 15	—	4-3	0	0	—	—	L 43-46 vs. Stanford
Week 8	Oct. 22	—	4-3	0	0	—	—	Bye

UCLA Fourth Ranked Team CU Will Play In 2023

UCLA will be the fourth ranked team CU will play in 2023 through eight games. Entering Week 9, only Notre Dame (2-2) and South Carolina (0-4) have faced more ranked teams than the Buffs, and CU is one of 16 teams that have played three ranked teams so far this season.

Colorado Coaches vs. Ranked Teams

Coach	Overall:	W	L	T	Pct.	Top 10:	W	L	T
Mel Tucker	2	2	0	0	.500	0	1	0	0
Rick Neuheisel	11	12	0	0	.478	4	5	0	0
Bill McCartney	20	31	2	0	.396	8	22	2	0
Eddie Crowder	13	21	0	0	.382	8	14	0	0
Bill Mallory	8	14	0	0	.364	1	11	0	0
Gary Barnett	11	22	0	0	.333	2	15	0	0
Sonny Grandelius	1	2	0	0	.333	1	2	0	0
Deion Sanders	1	2	0	0	.333	0	2	0	0
Dal Ward	2	10	1	0	.192	0	9	1	0
Dan Hawkins	3	15	0	0	.167	1	4	0	0
Mike MacIntyre	2	20	0	0	.091	0	7	0	0
Chuck Fairbanks	0	9	0	0	.000	0	3	0	0
Jon Embree	0	7	0	0	.000	0	3	0	0
Karl Dorrell	0	4	0	0	.000	0	2	0	0
Mike Sanford	0	4	0	0	.000	0	2	0	0
Bud Davis	0	2	0	0	.000	0	1	0	0
Brian Cabral	0	1	0	0	.000	0	0	0	0
Mike Hankwitz	0	1	0	0	.000	0	0	0	0
Bunny Oakes	0	1	0	0	.000	0	0	0	0
Don Yeager	0	1	0	0	.000	0	0	0	0

Colorado Records vs. Ranked Teams

Most Rushing Yards—482, vs. Air Force at USAFA, Nov. 21, 1970.
 Individual Rushing Yards—317, Rashaan Salaam vs. Texas at Austin, Oct. 1, 1994.
 Most Passing Yards—510, vs. TCU in Fort Worth, Sept. 2, 2023.
 Individual Passing Yards—510, Shedeur Sanders at TCU in Fort Worth, Sept. 2, 2023.
 Individual Receiving Yards—196, Omarion Miller vs. USC, Sept. 23, 2023.
 Most Total Offense—675, vs. Air Force at USAFA, Nov. 21, 1970.
 Individual Total Offense—478, Shedeur Sanders at TCU in Fort Worth, Sept. 2, 2023.
 Most Points Scored—62, vs. Boston College at Tucson (Insight.com Bowl), Dec. 31, 1999; vs. Nebraska in Boulder, Nov. 23, 2001.
 Individual Points Scored—36, Chris Brown vs. Nebraska in Boulder, Nov. 23, 2001.
 Most Points Allowed—82, vs. Oklahoma in Boulder, Oct. 4, 1980.
 Largest Margin of Victory—38, vs. Wisconsin in Boulder, Sept. 17, 1994 (55-17); vs. Oklahoma in Boulder, Oct. 15, 1994 (45-7).
 Largest Margin of Defeat—67, vs. Texas at Houston (Big 12 Championship), Dec. 3, 2005 (3-70).
 Most Consecutive Wins—6, Dec. 25, 1993 to Oct. 22, 1994.
 Most Consecutive Losses—23, Nov. 4, 1978 to Sept. 27, 1986.

Rankings History

ALL-TIME AP POLL STREAKS

Rk.	Team	Weeks
1.	Nebraska (1981-2002)	348
2.	Alabama (2008-present)	254
3.	Florida State (1989-2001)	211
4.	Florida (2990-2002)	209
5.	Miami, Fla. (1985-95)	162
	Texas (2000-10)	162
7.	Michigan (1968-80)	160
8.	Oklahoma (1971-81)	158
9.	Colorado (1989-97)	143
10.	Ohio State (2012-20)	132
20.	Georgia (2017-present)	107

AP POLL SUMMARY

Weeks	All	Preseason	Final
Ranked #1	7	0	1
Ranked #2	9	1	0
In Top 5	47	3	5
In Top 10	143	7	8
In Top 25	308	16	19

CU'S AP POLL HISTORY

Season	App	Pct	Pre	Final	High
1937	4	57%	NR	17	16
1954	2	17%	NR	NR	11
1955	2	17%	NR	NR	14
1956	4	33%	NR	20	18
1957	1	8%	NR	NR	18
1958	3	25%	NR	NR	9
1960	1	8%	NR	NR	18
1961	8	67%	NR	7	6
1967	8	67%	10	NR	3
1969	2	14%	NR	16	16
1970	6	40%	NR	NR	8
1971	14	93%	NR	3	3
1972	15	100%	2	16	2
1973	7	47%	11	NR	10
1975	11	73%	NR	16	9
1976	7	50%	NR	16	12
1977	8	57%	12	NR	3
1978	4	27%	NR	NR	13
1988	1	6%	NR	NR	19
1989	17	100%	14	4	1
1990	16	100%	5	1	1
1991	16	100%	13	20	12
1992	17	100%	12	13	7
1993	17	100%	11	16	7
1994	17	100%	8	3	2
1995	17	100%	13	5	4
1996	18	100%	5	8	5
1997	8	44%	8	NR	8
1998	8	50%	NR	NR	14
1999	2	12%	15	NR	14
2000	2	12%	24	NR	23
2001	11	65%	NR	9	3
2002	14	78%	7	20	7
2003	2	12%	NR	NR	17
2005	3	19%	NR	NR	22
2016	9	56%	NR	17	9
2018	2	13%	NR	NR	19
2020	1	6%	NR	NR	21
2023	3	33%	NR		18



TV Ratings & Attendance

BUFFS MOST WATCHED TEAM IN AMERICA

The Colorado Buffaloes are the most-watched team in the country. Taking figures from SportsMediaWatch.com and not counting games they don't report, which are mostly regional or conference televised games, the Buffs have a combined 46.12 million viewers this season, almost six million more than second place Alabama with one fewer game report. CU's average of 7.69 million is 1.94 million more viewers per game than any other team this season.

Through the first five weeks of the season, CU was the only team watched by 7 million or more viewers per game and CU has been a part of five of the 10 most watched games in the country this season, including the most-watched against Oregon on ABC, the only game this season nationally to hit 10 million viewers.

BUFFS ON NATIONAL TELEVISION

In the first five weeks of the season, CU appeared on network TV four times with the other game on the flagship ESPN station. After appearing on Pac-12 Networks at Arizona State, CU then had its sixth game on a major national network against Stanford on ESPN. With UCLA selected for ABC and Oregon State on ESPN, that's eight games on either network television or the flagship ESPN, the most in CU history, and five on network TV, another CU record. And with Washington State already selected for FS-1 on Friday, Nov. 17, that's nine games on non regional or conference TV networks, matching the most in CU history.

CU must appear twice on the Pac-12 Networks, equal to the number of non-conference home games the Buffs hosted in 2023.

Most National Broadcasts Network TV (ABC, CBS, NBC, FOX)			Most National Broadcasts Network TV, Flagship ESPN			Most National Broadcasts Non-Conf./Reg. Channel		
1.	2023	5	1.	2023	8	1.	2008	9
2.	1990	4	2.	1990	7		2023	9
3.	1972	3	3.	1993	5	3.	2007	8
	1993	3		2009	5		2009	8
	2002	3		2016	5		2011	8
	2008	3					2016	8
	2016	3						
	2021	3						

SELLOUT STREAK LONGEST IN CU HISTORY

The Colorado Buffaloes have played in front of a sellout crowd each of the first seven games of the season for the first time in program history. The previous long streak, both to start a season and overall, is five to start the 1996 season, which included three home games and road games at Colorado State and Texas A&M.

G#	Opponent	Date	Attendance	Note
1	TCU	9/2/23	53,294	Stadium Record; 2,051 more than second highest
2	Nebraska	9/9/23	53,241	Highest in 15 seasons, 18th most all-time.
3	Colorado St.,	9/16/23	53,141	19th-most all-time, fourth highest current capacity
4	at Oregon	9/23/23	59,889	Sixth-largest crowd in Autzen history.
5	USC	9/30/23	54,032	Most in current capacity, sixth-highest all-time.
6	@ ASU	10/7/23	54,086	Second-most in '23, 6,400 more than third highest
7	Stanford	10/13/23	53,154	19th most all-time, third highest current capacity

Buff's First Team Nationally To Sell Out Of 2023 Season Tickets

The Colorado Buffaloes officially sold out of season tickets on April 17, selling out for the first time since 1996 and for the first time before August and ninth time in CU history. A poll of BCS SIDs found that the Buffs were the first team to sellout in 2023, ahead of Tennessee (May 25), Appalachian State (June 7) and Auburn (July 5).

Buff's Completely Sellout Of All Entire Season For First Time

The Colorado Buffaloes announced a complete sellout of all its home games for the first time in program history after the Arizona game became the final game to sellout on Sept. 19. The record previously was five games in the 1993 season, a standard that stood for 30 years. CU sold out of four of six games a total of five times, all coming from 1990-96.

Ratings Rankings

CU'S MOST WATCHED GAMES (KNOWN)

Rk.	Game, Date (Bowl)	Viewers (Millions)
1.	Notre Dame, Jan. 1, '90 (Orange, NBC)	30.10
2.	Notre Dame, Jan. 1, '91 (Orange, NBC)	29.62
3.	Oregon, Jan. 1, '02 (Fiesta, ABC)	18.23
4.	Ohio State, Jan. 1, '77 (Orange, NBC)	17.02
5.	Syracuse, Jan. 1, '93 (Fiesta, NBC)	11.75
6.	Nebraska, Nov. 4, '89 (CBS)	11.01
7.	at Oregon, Sept. 23, '23 (ABC)	10.03
8.	Texas, Dec. 1, '01 (B12, ABC)	9.66
9.	Colorado State, Sept. 16, '23 (ESPN)	9.30
10.	Nebraska, Sept. 9, '23 (FOX)	8.73
11.	Notre Dame, Jan. 2, '95 (Fiesta, NBC)	8.42
12.	at TCU, Sept. 2, '23 (FOX)	7.26
13.	USC, Sept. 30, '23 (FOX)	7.24
14.	Nebraska, Nov. 23, '01 (ABC)	6.72
15.	Oregon, Jan. 1, '96 (Cotton, CBS)	5.49

TOP WATCHED GAMES OF 2023

Rk.	Team	Viewership (Millions)
1.	Colorado @ Oregon (ABC)	10.03
2.	Ohio State @ Notre Dame (NBC)	9.98
3.	Penn State @ Ohio State (FOX)	9.96
4.	Colorado State @ Colorado (ESPN)	9.30
5.	Florida State @ LSU (ABC)	9.17
6.	Texas @ Alabama (ESPN,2)	8.76
7.	Nebraska @ Colorado (FOX)	8.73
8.	Tennessee @ Alabama (CBS)	8.01
9.	Colorado @ TCU (FOX)	7.26
10.	USC @ Colorado (FOX)	7.24

TOTAL VIEWERSHIP

Rk.	Team	Total Viewership (Millions)
1.	Colorado (6 Games)	46.12
2.	Alabama (7 Games)	40.23
3.	Ohio State (6 Games)	33.14
4.	Notre Dame (6 Games)	31.34
5.	Texas (6 Games)	28.87
6.	Florida State (6 Games)	28.55
7.	USC (6 Games)	23.83
8.	LSU (6 Games)	22.63
9.	Oregon (4 Games)	22.24
10.	Penn State (6 Games)	21.24

AVERAGE VIEWERSHIP

Rk.	Team	Viewership (Millions)
1.	Colorado (6 Games)	7.69
2.	Alabama (7 Games)	5.75
3.	Oregon (4 Games)	5.56
4.	Ohio State (6 Games)	5.52
5.	Notre Dame (6 Games)	5.22
6.	Tennessee (4 Games)	5.04
7.	Texas (6 Games)	4.81
8.	Florida State (3 Games)	4.76
9.	Duke (3 Games)	4.60
10.	South Carolina (2 Games)	4.41

Note: Calculated with what's listed via SportsMediaWatch.com, so if a game isn't listed, average isn't included, even though not listed games would likely significantly decrease that number.



Bufs In The NFL

NFL Bufs

In 2022, the Bufs had 15 players in the NFL, on an active or practice squad roster at some point during the regular or postseason. Rookie Nate Landman became the 278th player in CU history on an NFL roster, and those players have played a combined 1,343 seasons. CU has had 276 players drafted, including 24 in the first round, and 32 players in the first 32 picks (what today would be first round). The Bufs had the most players in the NFL in 1999 with 39 and have twice had runs of 30-plus players, first from 1977-81 and again from 1995-99 and briefly again in 2002 and 2005.

Super Bowl Bufs

A total of 66 former CU players have accumulated 96 Super Bowl appearances and 37 former players have a combined 55 Super Bowl rings. A total of 37 of the 57 Super Bowl games have featured at least one former Buff and the most Bufs in a single Super Bowl came in Super Bowl XXX when six Bufs played for the Pittsburgh Steelers.

In 2020, 247Sports put together a list of the 54 Super Bowls to date and compiled a list of the all-time college leaders. At that time, CU ranked tied for 10th with 93 players and tied for 21st in Super Bowl scoring among college teams with 37 points. Cliff Branch (18), Mason Crosby (7), Cullen Bryant (6), Boyd Dowler (6) have scored in Super Bowl games.

NFL Stadiums

CU has played 42 games in 14 different NFL stadiums, and 25 games in six current NFL venues. CU is 15-10 in current NFL stadiums, including 12-5 in Denver, 1-0 in Foxborough, 1-0 in Seattle, 1-2 in Houston, 0-1 in Jacksonville, 0-1 in Kansas City and 0-1 in Santa Clara. CU has also played in former NFL stadiums in San Diego, Irving, Seattle, Houston, Miami, Tempe, Anaheim and Los Angeles. Four times the Bufs have played in two NFL stadiums in the same season, in 2002 (Denver, Houston), 2004 (Kansas City, Houston), 2008 (Denver, Jacksonville) and 2016 (Denver, Santa Clara).

NFL Scouts

Since 2000, a total of 1,218 NFL Scouts have attended Colorado games (home, road and neutral). So far in 2023, 58 scouts from 24 teams have scouted the Bufs: Arizona, Atlanta, Baltimore, Buffalo, Carolina, Chicago, Cincinnati, Cleveland, Denver, Detroit, Green Bay, Jacksonville, Kansas City, LA Chargers, LA Rams, Las Vegas, Miami, Minnesota, New Orleans, Pittsburgh, San Francisco, Seattle, Tennessee and Washington. Against USC, a total of 26 scouts from 18 teams were in attendance, one of the better attended games in CU history. The record is 31 scouts from 20 teams against UCLA in 2016.

A Game-by-Game Look In 2023: Week 1 at TCU: Nine scouts from eight teams; Week 2 vs. Nebraska 10 scouts from four teams; Week 3 vs. Colorado State: four scouts from three teams; Week 4 at Oregon: 1 scout from 1 team; Week 5 vs. USC: 26 scouts from 18 teams; Week 6 at ASU: 8 Scouts from 6 teams. At least 16 scouts from 9 teams are expected for the Stanford game.

Crosby Finishes 16th Season

PK Mason Crosby finished his 16th season in 2022, matching Stan Brock (1980-95) for the most by a former Buff. Crosby has been with Green Bay his entire career and is the team's all-time leading scorer, both in regular season and postseason games. Crosby has played in 258 career games and has scored 1,918 points, hitting 395-of-485 field goals and 733-of-753 PATs. Crosby currently ranks No. 11 in NFL history in scoring and is second among active players. His 395 field goals ranks No. 13 in NFL history and his 733 PATs ranks fifth all-time.

1994 Bufs/1995 NFL Draft

All 11 offensive starters from the 1994 CU team played in the NFL, with 10 being drafted, and another six from defense played in the NFL, making 17 of the 22 starters from that team playing in the NFL. The 1995 NFL Draft was a special one for CU, when 10 Bufs were drafted. CU is one of just 14 schools who have had 10 players drafted in a single draft in the seven-round era (1994-present).

CFL, USFL & XFL Bufs

Three current Bufs played in the CFL in 2022, Tony Brown, Mustafa Johnson and Chris Mulumba. The resurrected USFL began play again in 2022 and four Bufs played in that first season, Delrick Abrams, Drew Lewis, Devin Ross and Evan Worthington. The XFL also made a comeback in 2023 playing from February into May. Also playing in the XFL was Lewis (Houston), and he was joined by Javier Edwards (San Antonio), Steven Montez (Seattle), Carson Wells (St. Louis).

#NFLBufs BT#

1	NFL Hall of Fame Buff (Cliff Branch)
2	Bo Matthews Draft Position (1974)
9	Straight Seasons At Least One UDFA Buff Made An NFL Roster
10	Players Drafted In 1995 NFL Draft
11	Undergraduate Eligible Players Drafted From 1993-2011
16	UDFA Bufs That Made A Roster Since 2015
25	NFL First Round Picks
33	NFL Top 32 Picks
38	Pro Bowl Selections
40	NFL All-Pro Seasons
55	Super Bowl Rings
68	UDFA's That Made An NFL Roster
96	Super Bowl Appearances
278	Bufs Drafted Into The NFL
282	NFL Bufs
348	Players Drafted or Played in NFL
505	Receiving TDs by NFL Bufs
1,160	Scout Games Since 2000
1,358	Combined NFL Seasons
1,918	Points scored by Mason Crosby
6,578	Points Scored by NFL Bufs
8,685	Receiving Yards By Cliff Branch
14,746	Passing Yards By Kordell Stewart
32,132	Rushing Yards By NFL Bufs
82,090	Receiving Yards By NFL Bufs

ACTIVE BUFs IN THE NFL

Name, Team	Season
Daniel Arias, Kansas City	R
Chidobe Awuzie, Cincinnati	7
David Bakhtiari, Green Bay	11
Mekhi Blackmon, Minnesota	R
Christian Gonzalez, New England	R
Arlington Hambricht, Indianapolis	3
Nate Landman, Atlanta	2
Isaiah Oliver, San Francisco	6
Brady Russell, Philadelphia	R
Laviska Shenault, Carolina	3
Will Sherman, Denver	3
Davion Taylor, Arizona	4
Josh Tupou, Cincinnati	6
Juwann Winfree, Indianapolis	5
Ahkello Witherspoon, L.A. Rams	7

Pac-12 Draft Picks (Overall FBS Rank)

1	Southern California (2)	519
2	UCLA (15)	333
3	Washington (17)	315
4	Colorado (25)	278
5	Stanford (27)	273
6	Arizona State (30)	254
7	California (35)	243
8	Oregon (36)	230
9	Washington State (46)	197
10	Arizona (48)	184
11	Utah (56)	169
12	Oregon State (58)	168



Career Rushing Stats

RUSHING YARDS

Player	'18	'19	'20	'21	'22	'23	Career
Wilkerson			262	848	1,152	60	2,322
Smoke	45	616	229	385	277	-2	1,550
McCaskill				961		45	1,006
Hankerson					274	239	523
Edwards						250	250
Offerdahl					150	11	161
Sanders				-17	174	-23	134
Horn				12	95	18	125
Gaines					25		25
Weaver						15	15
Dawson						8	8
Hunter					-10		-10
Staub						-12	-12

CARRIES

Player	'18	'19	'20	'21	'22	'23	Career
Wilkerson			52	220	227	20	518
Smoke	4	101	47	73	59	2	286
Sanders				103	85	73	261
McCaskill				189		12	201
Hankerson					68	56	124
Offerdahl					37	2	39
Edwards						54	54
Horn				5	9	2	16
Weaver						2	2
Dawson						1	1
Gaines				1			1
Hunter				1			1
Staub						1	1

RUSHING TOUCHDOWNS

Player	'18	'19	'20	'21	'22	'23	Career
Wilkerson			2	8	11	1	20
McCaskill				16			16
Sanders				3	6	3	12
Smoke	1	6	1	3	1		12
Hankerson					3	1	4
Weaver						2	2
Dawson						1	1
Edwards						1	1
Horn			0		1		1

GAMES WITH A RUSHING TD

Player	'18	'19	'20	'21	'22	'23	Career
Smoke	1	6	1	3	1		12
Wilkerson			1	3	7	1	12
Sanders				3	4	3	10
McCaskill				9			9
Hankerson					3	1	4
Weaver						2	2
Dawson						1	1
Edwards						1	1
Horn				0	1		1

MULTIPLE RUSHING TDs

Player	'18	'19	'20	'21	'22	'23	Career
McCaskill				5			5
Wilkerson				1	2		3
Sanders				0	2		2

100-YARD RUSHING GAMES

Player	'18	'19	'20	'21	'22	'23	Career
Wilkerson			1	1	3		5
Smoke				1			1

150-YARD RUSHING GAMES

Player	'18	'19	'20	'21	'22	'23	Career
Wilkerson				1	1		2

200-YARD RUSHING GAMES

Player	'18	'19	'20	'21	'22	'23	Career
Wilkerson					1		1



Career Receiving Stats

RECEIVING YARDS

Player	'18	'19	'20	'21	'22	'23	Career
Weaver		166	136	715	718	631	2,366
Horn				408	551	436	1,395
Antonio				521	684	157	1,362
Gaines					446	12	458
Hunter					188	353	541
Edwards						217	217
Harrison						215	215
Wilkerson			14	24	160	15	213
Miller						205	205
Ellis				41	154		198
McCaskill						19	132
Dawson						124	124
Smoke		26	25	17	30		98
Hankerson					24	39	63
Offerdahl					47		47

RECEPTIONS

Player	'18	'19	'20	'21	'22	'23	Career
Weaver		12	10	41	53	50	166
Horn				30	37	44	111
Antonio				31	64	12	107
Hunter					18	29	47
Gaines					27	2	29
Wilkerson			2	4	21	2	29
Harrison					26		26
Edwards					23		23
McCaskill				21	2		23
Dawson					14		14
Hankerson					5	8	13
Smoke		2	5	1	3		11
Miller						8	8
Ellis				2	3		5
Offerdahl					2		2

RECEIVING TOUCHDOWNS

Player	'18	'19	'20	'21	'22	'23	Career
Antonio				4	6	2	12
Weaver				2	6	4	12
Horn				1	3	4	8
Hunter					4	2	6
Gaines					5		5
Harrison						4	4
Edwards					3		3
McCaskill				2			2
Dawson						1	1
Ellis					1		1
Miller						1	1
Wilkerson					1		1

GAMES WITH A RECEIVING TD

Player	'18	'19	'20	'21	'22	'23	Career
Weaver				2	4	3	9
Antonio				2	4	2	8
Horn				1	2	3	6
Gaines					5		5
Hunter					3	1	4
Harrison						3	3
McCaskill				2			2
Dawson						1	1
Edwards						1	1
Ellis					1		1
Miller						1	1
Wilkerson					1		1

MULTIPLE RECEIVING TDs

Player	'18	'19	'20	'21	'22	'23	Career
Antonio				1	2		3
Weaver					2	1	3
Horn					1	1	2
Hunter					1	1	2
Edwards						1	1
Harrison						1	1

100-YARD RECEIVING GAMES

Player	'18	'19	'20	'21	'22	'23	Career
Weaver				1	3	3	7
Antonio				3	2		5
Horn				2	1	1	4
Hunter						2	2
Edwards						1	1
Miller						1	1

150-YARD RECEIVING GAMES

Player	'18	'19	'20	'21	'22	'23	Career
Antonio				2			2
Horn					1		1
Miller						1	1
Weaver						1	1

10-RECEPTION GAMES

Player	'18	'19	'20	'21	'22	'23	Career
Antonio				2			2
Hunter						2	2
Horn						1	1
Weaver						1	1



Career Defensive Stats

TACKLES

Player	'18	'19	'20	'21	'22	'23	Career
Mitchell		39	62	8	43	31	183
Domineck	5	25	35	38	34	27	164
Woods				23	84	36	143
Silmon-Craig				41	63	24	128
Sanders		1	32	39	20	37	129
Ward		14		26	52	29	121
Gant		33	13	30	35	5	116
Manns			23	42	43	8	116
Slusher			6	50	28	16	111
Cokes		2		32	53	14	101
Bentley		4	14	30	20	31	99
Alston		1	1	36	18	17	73
McClendon		1	6	16	37	9	69
Cooper				14	16	33	63
Brown				6	46	9	61
Harris			1	25	33	2	61
Ham				19	10	29	58
Jay			26	17		1	44
Tisdale			20	19			39
Payne		3		22	10	3	38
Hunter					20	14	34
Smalls			7	11	14	2	34
McNeill					3	15	18
Walker				5	6	4	15
Stoutmire						11	11
Kennedy				7	1	2	10
Breedlove				1		6	7
Thomas					1	6	7
J. Robinson					2	6	8
Milliner-Jones						6	6
Harris						4	4
Hopkins						4	4
Hawkins					1	2	3
Smoke						3	3
McClain						2	2
Wallace						2	2
Antonio						1	1
Ellis						1	1
Feely						1	1
Horn						1	1
Mathis						1	1
Smoke						1	1
Warchuck						1	1
Weaver						1	1

SACKS

Player	'18	'19	'20	'21	'22	'23	Career
Domineck		1.5	4.0	3.5	7.5	3.0	19.5
Alston			1.0		5.0	2.0	10.5
Manns				1.5	3.0	4.0	9.5
Cokes					4.0	4.5	9.0
McClendon					3.5	3.5	8.5
Brown					1.0	6.0	7.0
Bentley				3.5	1.0	1.0	6.5
Payne					3.5	2.0	5.5
Harris					2.5	2.5	5.0
Silmon-Craig					1.5	1.5	4.0
Slusher					.5	2.0	3.5
Juwan Mitchell			3.0				3.0
McNeill						2.5	2.5
Cooper						1.0	1.0
Ham						1.0	1.0
Tisdale					1.0		1.0
Walker						1.0	1.0
Ward						1.0	1.0
J. Robinson						.5	.5

GAMES WITH AT LEAST A HALF-SACK

Player	'18	'19	'20	'21	'22	'23	Career
Domineck		2	3	5	6	3	19
McClendon				4	4	2	10
Cokes				3	5	1	9
Alston		1		4	2	2	9
Manns			1	3	4	1	9
Brown				1	6		7
Payne				4	2		6
Bentley			3	1	1	1	6
Harris				3	2		5
Silmon-Craig				2	2	1	5
Slusher				1	2	1	4
McNeill						3	3
Cooper						1	1
Ham						1	1
J. Robinson					1		1
Tisdale				1			1
Walker						1	1
Ward					1		1

GAMES WITH 10+ TACKLES

Player	'18	'19	'20	'21	'22	'23	Career
Woods					3		3
Bentley				1		1	2
Manns				1	1		2
Mitchell						2	2
Sanders			1			1	2
Silmon-Craig					2		2
Domineck		1					1
Ham						1	1
Slusher				1			1



Career Defensive Stats

TACKLES FOR LOSS

Player	'18	'19	'20	'21	'22	'23	Career
Domineck		3.5	8.5	5.5	9.5	7.5	34.5
Alston		1.0		11.0	3.0	4.5	19.5
Manns			3.0	6.0	6.5	1.0	16.5
Bentley			4.5	4.0	3.0	4.0	15.5
Cokes				5.5	8.5		14.0
McClendon		.5	2.0	4.5	5.0	1.5	13.5
Silmon-Craig				4.5	5.5	2.0	12.0
Brown				1.0	10.0		11.0
Mitchell		3.5	4.5		.5	2.5	11.0
Payne				5.0	5.5	.5	11.0
Slusher			1.0	3.0	5.0	1.5	10.5
Harris				5.0	4.5		9.5
McNeill						3.5	3.5
Ward				1.5	1.0	1.0	3.5
Ham				1.0		1.5	2.5
Sanders			1.0	1.0	.5		2.5
Walker					1.5	1.0	2.5
Cooper						2.0	2.0
Tisdale			1.5	.5			2.0
Woods					2.0		2.0
Thomas						2.0	2.0
Breedlove						1.0	1.0
McClain						1.0	1.0
Smalls					1.0		1.0
Stoutmire						1.0	1.0

GAMES WITH A TACKLE FOR LOSS

Player	'18	'19	'20	'21	'22	'23	Career
Domineck		3	6	5	7	5	26
Alston		1		9	3	4	17
Manns			3	5	7	1	16
McClendon		1	2	4	6	2	15
Cokes				5	8		13
Mitchell		4	5		1	3	13
Payne				5	6	1	12
Harris				5	6		11
Slusher			1	3	5	2	11
Silmon-Craig				3	5	2	10
Bentley			3	2	1	3	9
Brown				1	8		9
Sanders				1	3		4
Ward				2	1	1	4
Tisdale			2	1			3
Ham				1		2	3
McNeill						3	3
Cooper						2	2
Thomas						2	2
Walker					1	1	2
Woods					2		2
Breedlove						1	1
McClain						1	1
Smalls					1		1
Stoutmire						1	1

INTERCEPTIONS

Player	'18	'19	'20	'21	'22	'23	Career
Silmon-Craig				3	2	3	8
Sanders				4	1	1	6
Ward					4		4
Cooper				1	2		3
Hunter					2	1	3
Jay			1	2			3
Woods					1	2	3
Harris				1	1		2
Slusher				2			2
Robinson						1	1

PASS BREAKUPS

Player	'18	'19	'20	'21	'22	'23	Career
Ward				1	11	1	13
Hunter					10	2	12
Cooper					4	5	9
Sanders			1	3	4	1	9
Slusher				6	1	1	8
Silmon-Craig				5	1	1	7
Woods				1	5	1	7
Domineck			1	2		1	4
Jay				4			4
Cokes					1	1	2
Harris				1	1		2
Payne						2	2
Alston						1	1
Bentley						1	1
Brown						1	1
Ham						1	1
Manns			1				1
McClain						1	1
McNeill					1		1
Thomas						1	1
Tisdale				1			1

GAMES WITH MULTIPLE PASS BREAKUPS

Player	'18	'19	'20	'21	'22	'23	Career
Hunter					3		3
Sanders				2	1		3
Cooper				1		1	2
Slusher				1			1



HONORS

IN-SEASON HONORS

MIDSEASON ALL-AMERICAN

Travis Hunter Sporting News First Team (Athlete)

MIDSEASON ALL-TRANSFER TEAM

Travis Hunter The Athletic
Shedeur Sanders The Athletic
Mark Vassett The Athletic

IN-SEASON WATCH LIST ADDITIONS/ADVANCMENT

Travis Hunter Lott IMPACT Trophy Quarterfinalist (Oct. 10)
Deion Sanders Paul "Bear" Bryant Coach of the Year Watch List (Oct. 17)
Shedeur Sanders Davey O'Brien Midseason Award Watch List (Sept. 5)
Manning Award Midseason Watch List (Oct. 19)
Xavier Weaver Biletnikoff Award Midseason Watch List (Oct. 16)

NATIONAL TEAM OF THE WEEK

CU Buffs Week 1 Cheez-It Team of the Week

NATIONAL COACH OF THE WEEK

Coach Prime Week 1 On3 P5 Coach of the Week
Week 3 Paul Bear Bryant Coach of the Week

NATIONAL PLAYER OF THE WEEK WINNERS

Dylan Edwards Week 1: Doak Walker National RB of the Week
Week 1 247 Sports National True Freshman of the Week
Week 1: On3 True Freshman of the Week
Week 1: Shaun Alexander Nat't Freshman of the Week
Travis Hunter Week 1: Bronko Nagurski National Player of the Week
Week 1: Lott IMPACT Trophy National Player of the Week
Week 1: Paul Hornung Award Player of the Week
Week 1: Paul Hornung Award Honor Roll
Week 1: PFF Flex CB of the Week
Shedeur Sanders Week 1 Walter Camp National Player of the Week
Week 1: Davey O'Brien National QB of the Week
Week 1: CFPA National Performer of the Week
Xavier Weaver Week 2: Reece's Senior Bowl Stock Up Player of the Week

NATIONAL PLAYER OF THE WEEK HONORABLE MENTION

Shedeur Sanders Week 1 Manning Award Stars of the Week
Week 1: Davey O'Brien Great 8 List
Week 2: Manning Award Stars of the Week
Week 3: Davey O'Brien Great 8 List
Week 3: Manning Award Stars of the Week
Travis Hunter Week 1: Paul Hornung Award Honor Roll
Week 1: Paycom Jim Thorpe Honorable Mention
Week 2: Paul Hornung Award Honor Roll
Week 7: Paul Hornung Award Honor Roll
Mark Vassett Week 6: Ray Guy Award Great Eight

STATE PLAYERS OF THE WEEK WINNERS

Shedeur Sanders Week 1 NFFCC Player of the Week
Week 1: Earl Campbell Tyler Rose Player of the Week
Week 3: NFFCC Player of the Week

STATE PLAYERS OF THE WEEK HONORABLE MENTION

Shedeur Sanders Week 2: Earl Campbell Tyler Rose Honorable Mention
Week 3: NFFCC Honorable Mention
Week 3: Earl Campbell Tyler Rose Honorable Mention
Xavier Weaver Week 4: NFFCC Honorable Mention
Omarion Miller Week 5: NFFCC Honorable Mention
Alejandro Mata Week 6: NFFCC Honorable Mention

PAC-12 PLAYER OF THE WEEK

Shedeur Sanders Week 1: Offensive Player of the Week
Travis Hunter Week 1: Defensive Player of the Week
Dylan Edwards Week 1: Freshman oif the Week
G. Christian-Lichtenhan Week 2: Offensive Lineman of the Week
Shilo Sanders Week 3: Defensive Player of the Week
Omarion Miller Week 5: Freshamn of the Week
Alejandro Mata Week 6: Special Teams Player of the Week

PRESEASON HONORS

PRESEASON ALL-AMERICAN

Travis Hunter First-Team (AP, All-Purpose, Athlon; All-Purpose)
Second-Team (Sporting News, Athlete; Phil Steele; All-Purpose)

Dylan Edwards Freshman All-American (247 Sports)
Cormani McClain Freshman All-American (247 Sports, On3)

PRESEASON ALL-PAC-12

Jack Bailey Third-Team (OG, Phil Steele)
LaVonta Bentley Third-Team (LB, Phil Steele)
Trent Carrizosa Honorable Mention (P, SuperWest)
Travis Hunter First-Team (CB, Athlon, Pac-12, PFF; AP, Athlon, Lindy's, Pac-12)
Second-Team (CB, Phil Steele, SuperWest)
Honorable Mention (WR, Pac-12)
Jimmy Horn Jr. First-Team (KR, Athlon)
Second Team (KR, Phil Steele)
Fourth Team (WR, Athlon, Phil Steele)
Honorable Mention (RS, Pac-12)
Third-Team (RB, Athlon)
Honorable Mention (CB, SuperWest)
Derrick McLendon II Fourth-Team (DL, Athlon)
Sav'ell Smalls Fourth-Team (DL, Athlon)
Mark Vassett First-Team (P, Lindy's)
Third-Team (P, Athlon)
Fourth-Team (P, Phil Steele)
Honorable Mention (P, Pac-12)
Trevor Woods Third-Team (S, PFF)
Fourth-Team (S, Athlon)



HONORS

PRESEASON WATCH LISTS

Lott IMPACT Trophy	Travis Hunter
Paul Hornung Award	Travis Hunter
Wuerfel Trophy	Joshka Gustav
Ray Guy Award	Mark Vassett
Maxwell Award	Shedeur Sanders
Doak Walker Award	Alton McCaskill, Kavosiey Smoke, Sy'veon Wilkerson
Earl Campbell Award	Alton McCaskill, Shedeur Sanders
Comeback POTY	Alton McCaskill, Demouy Kennedy
Senior Bowl	Gerad Christian-Lichtenhan, Brendan Gant, Derrick McClenton II, Shilo Sanders, Xavier Weaver

PHIL STEELE TOP DRAFT-ELIGIBLE PLAYERS

Shedeur Sanders	29 QB - Lindy's No. 4 QB
Kavosiey Smoke	63 RB
Alton McCaskill	64 RB
Landon Bebee	37 OG
Savion Washington	33 OT
Gerad Christian-Lichtenhan	69 OT
Derrick McClenton	66 DE
Taijh Alston	74 DE
Shane Cokes	79 DT
Mark Vassett	17 P
Jimmy Horn Jr.	4 KR

LINDY'S SPORTS

Impact True Freshmen	Cormani McClain, Colorado
All-Coaches As Players	Deion "Coach Prime" Sanders, DB
Transfer Quarterbacks	Shedeur Sanders (No. 5)
Transfer Non-QBs	Travis Hunter (No. 1)
All-Purpose Players	Travis Hunter (No. 1)

BLEACHER REPORT

Top Freshmen By Position	Cormani McClain, CB
--------------------------	---------------------

On3

Top 100 College Players	Travis Hunter (No. 31)
-------------------------	------------------------

ESPN

Top 100 College Players	Travis Hunter (No. 70)
Top 50 Newcomers	Travis Hunter (No. 1), Shedeur Sanders (3) COrmani McClain (28), Dylan Edwards (46)

USA TODAY

Top 10 Transfers	Travis Hunter (No. 2)
------------------	-----------------------

CBS

Top FCS To FBS Transfers	Travis Hunter (No. 1 CB, WR) Shedeur Sanders (No. 1 QB)
--------------------------	--



2023 Game-by-Game Starters

OFFENSE	WR	WR	WR	WR/TE	LT	LG	C	RG	RT	QB	RB
TCU	<i>Hunter</i>	<i>Weaver</i>	<i>Horn</i>	<i>Antonio (WR)</i>	Christian-Lichtenhan	<i>Bailey</i>	Wells	Wilty	<i>Washington</i>	<i>She. Sanders</i>	D. Edwards
Nebraska	Hunter	Weaver	Horn	Dawson (WR)	Christian-Lichtenhan	Bailey	Wells	<i>Bebee</i>	Washington	She. Sanders	D. Edwards
Colorado St. at Oregon	Hunter	Weaver	Horn	Dawson (WR)	Christian-Lichtenhan	Bailey	Zilinskas	Bebee	Washington	She. Sanders	D. Edwards
USC	Dawson	Weaver	Horn	Harrison	Christian-Lichtenhan	Bailey	Wells	Bebee	Washington	She. Sanders	D. Edwards
ASU	Miller	Weaver	Horn	Antonio (WR)	Christian-Lichtenhan	Bailey	Wells	Bebee	Washington	She. Sanders	Hankerson
Stanford	Hunter	Weaver	Horn	Harrison	Christian-Lichtenhan	Bailey	Zilinskas	Bebee	Washington	She. Sanders	Hankerson
				Antonio	Christian-Lichtenhan	Bailey	Wells	Bebee	Harden	She. Sanders	<i>McCaskill</i>

DEFENSE	DE	DT	DT	OLB	ILB	ILB	N	CB	S	S	CB
TCU	<i>McClendon</i>	<i>Cokes</i>	<i>Payne</i>	<i>Manns</i>	<i>Bentley</i>	Ham	<i>Slusher</i>	<i>Cooper</i>	<i>Shi. Sanders</i>	Woods	<i>Hunter</i>
Nebraska	<i>Domineck</i>	Cokes	Payne	<i>Alston</i>	<i>Mitchell</i>	Ham	<i>Silmon-Craig</i>	Cooper	Shi. Sanders	Woods	Hunter
Colorado St. at Oregon	Domineck	Cokes	Payne	Alston	Mitchell	Ham	Silmon-Craig	Cooper	Shi. Sanders	Woods	Hunter
USC	Domineck	Cokes	McNeill	Alston	Mitchell	Ham	Silmon-Craig	Cooper	<i>Ward</i>	Woods	J. Robinson
ASU	<i>Walker</i>	Cokes	McNeill	Alston	Bentley	<i>Gant</i>	Silmon-Craig	Stoutmire	Shi. Sanders	Ward	McClain
Stanford	Domineck	Cokes	McNeill	Alston	Bentley	Woods (D)	Silmon-Craig	Cooper	Shi. Sanders	Ward	Hunter

Italics—First career start at CU; Bold—First Career Start In Collegiate Career.

Career Games Played & Games Started

PLAYER	GP	GS	CUGP	CUGS	CGS	PLAYER	GP	GS	CUGP	CUGS	CGS	PLAYER	GP	GS	CUGP	CUGS	CGS	PLAYER	GP	GS	CUGP	CUGS	CGS
ALLEN	0	0	0	0	0	GANT	50	7	4	1	0	MCCRIMMON	0	0	0	0	0	SOLOMON	0	0	0	0	0
ALSTON	35	21	7	6	6	GUSTAV	19	3	19	3	0	MCGEE	14	0	2	0	0	STAUB	1	0	1	0	0
ANTONIO	21	19	5	3	1	HAM	36	8	36	8	0	MCLENDON	45	13	7	1	0	STEWART	0	0	0	0	0
BAILEY	29	25	7	7	7	HANKERSON	15	3	15	3	0	MCCNEILL	15	3	7	3	3	STOUTMIRE	4	1	4	1	1
BEBEE	49	41	6	6	6	HARDEN	6	1	6	1	1	B. MILLER	0	0	0	0	0	T-BARROCKS	0	0	0	0	0
BENTLEY	47	5	7	3	2	HARDGE	3	0	3	0	0	O. MILLER	5	1	5	1	0	THOMAS	8	0	6	0	0
BOSCIA	3	0	3	0	0	HARRIS	30	3	6	0	0	M-JONES	7	0	7	0	0	TIDSALE	21	0	2	0	0
BREEDLOVE	15	0	5	0	0	HARRISON	31	2	31	2	0	MITCHELL	38	25	5	4	4	VASSETT	33	—	7	—	—
J. BROWN	27	11	7	1	0	HAWKINS	10	0	6	0	0	OFFERDAHL	19	1	19	1	0	WALKER	23	3	7	1	0
T. BROWN	24	13	0	0	0	HOPKINS	3	0	3	0	0	ONOVUGHE	0	0	0	0	0	WALLACE	29	1	6	0	0
CAPOLUNGO	5	0	5	0	0	HORN	30	22	7	7	7	PAGE	0	0	0	0	0	WARD	11	—	11	—	—
CARRIZOSA	9	—	0	—	—	HUNTER	12	9	4	4	1	PALAZZO	4	—	4	—	—	WARD	35	14	7	3	3
C-LICHTEN.	31	15	31	15	15	JATTA	7	0	7	0	0	PASSARELLO	9	0	9	0	0	WASEEM	0	0	0	0	0
COOKES	29	29	7	7	7	JAY	19	2	3	0	0	PAYNE	35	13	7	4	0	WASHINGTON	17	16	5	5	0
CONNOR	0	0	0	0	0	JOHNSON	0	0	0	0	0	PEARSON	0	0	0	0	0	WEAVER	45	27	7	7	7
COOPER	27	13	7	6	1	KEITH	1	0	1	0	0	POLITTE	11	—	0	—	—	WEISMAN	0	0	0	0	0
DAHLKE	6	0	6	0	0	KENNEDY	31	0	7	0	0	POSADAS	0	0	0	0	0	WELLS	17	13	17	13	1
DAWSON	11	4	7	4	0	KISTLER	7	0	7	0	0	REZNIK	8	0	8	0	0	WESTMEYER	0	0	0	0	0
DEMPSEY	0	0	0	0	0	KOPETZ	0	0	0	0	0	J. ROBINSON	9	2	2	2	0	WILKERSON	36	27	7	0	0
DOMINECK	38	19	7	5	1	KULD	1	0	1	0	0	N. ROBINSON	0	0	0	0	0	WILTY	7	1	7	1	0
C. EDWARDS	0	0	0	0	0	LANDERS	0	0	0	0	0	She. SANDERS	33	33	7	7	7	WOIDA	0	0	0	0	0
D. EDWARDS	7	4	7	4	0	MANNIS	33	28	7	2	0	Shi. SANDERS	39	21	6	6	2	WOODS	26	16	26	16	1
ELLIS	19	1	3	0	0	MAROIS	14	0	1	0	0	SAREM	0	0	0	0	0	YELVERTON	7	0	7	0	0
ESTES	5	0	5	0	0	MARSH	0	0	0	0	0	SEAVALL	1	0	1	0	0	N. YOUNG	5	0	1	0	0
ETOK	0	0	0	0	0	MATA	19	—	6	—	—	S-CRAIG	31	29	7	6	6	R. YOUNG	14	1	5	1	0
FAURIA	17	1	17	1	0	MATHIS	7	0	7	0	0	S-LAPENNA	2	0	2	0	0	ZILINSKAS	6	2	6	2	0
FEELY	7	—	7	—	—	MCCASKILL	17	13	3	1	1	SLUSHER	26	16	3	1	0	2023	1,670	611	569	165	—
FINNESETH	13	0	13	0	0	MCCCLAIN	5	1	5	1	0	SMALLS	32	1	3	0	0	2022 Final	—	—	1,665	537	—
GAINES	18	5	5	0	0	MCCOY	4	0	4	0	0	SMOKE	53	5	7	0	0						



MOST GAMES PLAYED—Smoke 53, Gant 50, Bebee 49, Bentley 47, McLendon 45, Weaver 45; **MOST GAMES STARTED**—Beebe 41, She. Sanders 33, Silmon-Craig 29, Manns 28, Cokes 27, Weaver 27, Wilkerson 27, Bailey 25, Mitchell 25; **MOST GAMES PLAYED AT CU**—Ham 36, Christian-Lichtenhan 31, Harrison 31, Woods 26, Offerdahl 19, Fauria 17, Wells 17, Hankerson 15; **MOST GAMES STARTED AT CU**—Woods 16, Christian-Lichtenhan 15, Wells 13; **CONSECUTIVE GAMES STARTED (CU ONLY)**—Christian-Lichtenhan 14, Bailey 7, Cokes 7, Horn 7, She. Sanders 7, Weaver 7. **Most Career Games Played, Start of Season:** 1,245 (2023*), 1,080 (2005), 1,072 (2016), 1,027 (2017), 924 (2001); **Most Career Games Started, Start of Season:** 461 (2023*), 412 (2016), 327 (2015), 326 (2001), 313 (2010); **Fewest Career Games Played, Start of Season:** 195 (2023), 674 (2012), 694 (2000), 750 (2022), 752 (2019); **Fewest Career Games Started, Start of Season:** 36 (2023), 179 (2019), 182 (2004), 193 (2018), 220 (1995) **LAST TRUE FRESHMEN TO START:** RB Dylan Edwards, CB Cormani McClain, WR Omarion Miller, CB Carter Stoutmire, C Hank Zilinskas (2023); S Simeon Harris, QB Owen McCown, WR Chase Sowell, WR Jordyn Tyson, OG/C Van Wells (2022); CB Kaylin Moore, WR Chase Penry, CB Nikko Reed, CB Tyrin Taylor, S Trevor Woods (2021). **LAST TRUE FRESHMEN TO START AT QUARTERBACK:** Owen McCown (2022), Sefo Liufau (2013), Tyler Hansen (2008), Craig Ochs (2000). **IN A SEASON OPENER:** Has not occurred. **LAST TRUE FRESHMEN TO START AT RUNNING BACK:** RB Dylan Edwards (2023), RB Patrick Carr (2015), Michael Adkins II (2013), Donta Abron, Christian Powell (2012); Darrell Scott (2008), Rodney Stewart (2008), Brian Lockridge (2007), Brian Calhoun (2002), Marcus Houston (2000). **IN A SEASON OPENER:** Dylan Edwards (2023); previously: Kent Kahl (1991). **LAST REDSHIRT/YEAR 2 FRESHMEN TO START:** QB Maddox Kopp, RB Charlie Offerdahl, TE Erik Olsen (2022); OL Noah Fenske, OLB Devin Grant, QB Brendon Lewis, OT Jake Wiley (2021). **LAST PLAYERS TO START FOR THE FIRST TIME AS A SENIOR (NON-GRADUATE TRANSFER):** DL Justin Jackson (2021); QB Sam Noyer (2020); TE Beau Bisharat, S Lucas Cooper, OLB Nu'umotu Falo, OG Jack Shutack, OLB Alex Tchangam (2019); RB Kyle Evans, S Kyle Trego (2018). **LAST PLAYERS TO START WHILE A WALK-ON:** TE Michael Harrison (2023); RB Charlie Offerdahl (2022); TE Matt Lynch (2020); TE C.J. Schmanski (2020); OG Jack Shutack (2019); FS Ryan Moeller (2014); FB Jordan Murphy (2013); WR Dusty Ebner, C Keenan Stevens (2009).



The Last Time

INDIVIDUAL

Kickoff Return For A Touchdown	Colorado: Opponent:	Nikko Reed vs. Utah at Salt Lake City, Nov. 26, 2021 (100 yards). Reggie Dunn, Utah in Boulder, Nov. 23, 2012 (100 yards).
Punt Return For A Touchdown	Colorado: Opponent:	Jordyn Tyson vs. Arizona State in Boulder, Oct. 29, 2022 (88 yards). Derius Davis, TCU in Boulder, Sept. 2, 2022 (60 yards).
Interception Return For A Touchdown	Colorado: Opponent:	Shilo Sanders, Colorado State in Boulder, Sept. 16, 2023 (80 yards). Alex Austin, Oregon State at Corvallis, Oct. 22, 2022 (42 yards).
Fumble Return/Recovery For A Touchdown	Colorado: Opponent:	Jack Lamb vs. Washington in Boulder, Nov. 20, 2021 (88 yards). Tra'Mayne Bondurant, Arizona at Tucson, Nov. 8, 2014 (22 yards).
Blocked Punt Return For A Touchdown	Colorado: Opponent:	Trevor Woods vs. Arizona in Boulder, Oct. 16, 2021 (36 yards). Grant Perry, Michigan at Ann Arbor, Sept. 17, 2016 (6 yards).
Blocked Field Goal Return For A Touchdown	Colorado: Opponent:	Has not occurred. Max Bergen, Stanford at Palo Alto, Oct. 8, 2011 (75 yards; first-ever against Colorado)
Blocked Punt	Colorado: Opponent:	Trevor Woods vs. Arizona in Boulder, Oct. 16, 2021. Kenyon Sadiq, Oregon in Eugene, Sept. 23, 2023.
Blocked PAT Kick	Colorado: Opponent:	Terrance Lang vs. Oregon State in Boulder, Oct. 27, 2018. Ben Roberts, Oregon in Eugene, Sept. 23, 2023 (kicker: Alejandro Mata)
Blocked Field Goal	Colorado: Opponent:	Carter Stoutmire at Arizona State, Oct. 7, 2023 Quentin Lake, UCLA in Boulder, Nov. 2, 2020 (second one in game).
Offensive Lineman To Score A Touchdown	Colorado: Opponent:	Frank Fillip (OT as a TE) vs. Utah, Nov. 26, 2022 Has not occurred.
Defensive Two-Point Conversion	Colorado: Opponent:	Greg Biekert vs. Nebraska in Boulder, Nov. 2, 1991. Has not occurred.
300 Yards Total Offense	Colorado: Opponent:	437, Shedeur Sanders vs. Stanford, Oct. 13, 2023 (400 pass, 37 rush) 435, Ashton Daniels, Stanford, Oct. 13, 2023 (396 pass, 39 rush)
400 Yards Total Offense	Colorado: Opponent:	437, Shedeur Sanders vs. Stanford, Oct. 13, 2023 (400 pass, 37 rush) 435, Ashton Daniels, Stanford, Oct. 13, 2023 (396 pass, 39 rush)
100 Yards Rushing	Colorado: Opponent:	108, Alex Fontenot at Southern California, Nov. 11, 2022 (20 attempts). 117, Ja'Quinden Jackson, Utah in Boulder, Nov. 26, 2022 (10 attempts).
200 Yards Rushing	Colorado: Opponent:	301, Jarek Broussard vs. Arizona at Tucson, Dec. 5, 2020 (25 attempts). 202, Mohamed Ibrahim, at Minnesota, Sept. 17, 2022 (23 attempts).
300 Yards Rushing	Colorado: Opponent:	301, Jarek Broussard vs. Arizona at Tucson, Dec. 5, 2020 (25 attempts). 327, Khalil Tate, Arizona in Boulder, Oct. 7, 2017 (14 carries).
Three Touchdowns Rushing	Colorado: Opponent:	3, Jarek Broussard vs. UCLA in Boulder, Nov. 7, 2020. 3, Ja'Quinden Jackson, Utah in Boulder, Nov. 26, 2022.
Four Touchdowns Rushing	Colorado: Opponent:	4, Michael Adkins II vs. Charleston Southern in Boulder, Oct. 19, 2013. 4, Khalil Tate, Arizona in Boulder, Oct. 7, 2017.
Two 100-Yard Rushers	Colorado: Opponent:	Phillip Lindsay (31-144) and Sefo Liufau (23-108) vs. Washington State in Boulder, Nov. 19, 2016. Tavion Thomas (25-142) and T.J. Pledger (13-103), Utah at Salt Lake City, Nov. 26, 2021.
Three 100-Yard Rushers	Colorado: Opponent:	Jon Keyworth (18-124), Paul Arendt (23-116) and Ward Walsh (15-101), vs. Air Force at USAFA, Nov. 21, 1970. David Overstreet (18-258), Darrell Shepard (3-151) and George Rhymes (9-110), Oklahoma in Boulder, Oct. 4, 1980.
300 Yards Passing	Colorado: Opponent:	400, Shedeur Sanders vs. Stanford, Oct. 13, 2023 (33-of-47) 396, Ashton Daniels, Stanford, Oct. 13, 2023 (27-of-45)
400 Yards Passing	Colorado: Opponent:	400, Shedeur Sanders vs. Stanford, Oct. 13, 2023 (33-of-47) 403, Caleb Williams, USC vs. Boulder, Sept. 30, 2023 (30-of-40).
500 Yards Passing	Colorado: Opponent:	510, Shedeur Sanders, at TCU, Sept. 2, 2023 (38-of-47) Has never happened.
Three Touchdowns Passing	Colorado: Opponent:	5, Shedeur Sanders vs. Stanford, Oct. 13, 2023 6, Caleb Williams, USC in Boulder, Sept. 30, 2023.
Four Touchdowns Passing	Colorado: Opponent:	5, Shedeur Sanders vs. Stanford, Oct. 13, 2023. 6, Caleb Williams, USC in Boulder, Sept. 30, 2023.
Five Touchdowns Passing	Colorado: Opponent:	5, Shedeur Sanders vs. Stanford, Oct. 13, 2023 6, Caleb Williams, USC in Boulder, Sept. 30, 2023.
Six Touchdowns Passing	Colorado: Opponent:	7, Sefo Liufau at California, Sept. 27, 2014. 6, Caleb Williams, USC, Sept. 30, 2023
Three Interceptions Thrown	Colorado: Opponent:	4, Steven Montez vs. Oregon at Eugene, Oct. 11, 2019. 3, Brayden Fowler-Nicolosi, Colorado State in Boulder, Sept. 16, 2023.
Four Interceptions Thrown	Colorado: Opponent:	4, Steven Montez vs. Oregon at Eugene, Oct. 11, 2019. 4, Graham Harrell, Texas Tech at Lubbock, Oct. 27, 2007.
10 Receptions	Colorado: Opponent:	13, Travis Hunter vs. Stanford, Oct. 13, 2023 (140 yards) 13, Elic Ayomanor, Stanford, Oct. 13, 2023 (294 yards)
100 Yards Receiving	Colorado: Opponent:	140, Travis Hunter (13) & 124 Xavier Weaver (7) vs. Stanford, Oct. 13, 2023. 294, Elic Ayomanor, Stanford, Oct. 13, 2023 (13 receptions)
200 Yards Receiving	Colorado: Opponent:	211, Laviska Shenault vs. Colorado State in Denver, Aug. 31, 2018 (11 receptions). 294, Elic Ayomanor, Stanford, Oct. 13, 2023 (13 receptions)
Two Touchdowns Receiving	Colorado: Opponent:	2, Travis Hunter & Xavier Weaver vs. Stanford, Oct. 13, 2023. 3, Elic Ayomanor, Stanford, Oct. 13, 2023
Three Touchdowns Receiving	Colorado: Opponent:	3, Dylan Edwards at TCU, Sept. 2, 2023. 3, Elic Ayomanor, Stanford, Oct. 13, 2023.
Two 100-Yard Receivers	Colorado: Opponent:	Travis Hunter (13-140) and Xavier Weaver (7-124), Oct. 13, 2023 Tory Horton (16-133), Louis Brown IV (10-131), Dallin Holker (6-109), Colorado State in Boulder, Sept. 16, 2023.
Three 100-Yard Receiving	Colorado: Opponent:	Dylan Edwards (5-135), Travis Hunter (11-119), Jimmy Horn Jr. (11-117) and Xavier Weaver (6-118), at TCU, Sept. 2, 2023 Tory Horton (16-133), Louis Brown IV (10-131), Dallin Holker (6-109), Colorado State in Boulder, Sept. 16, 2023.
Four 100-Yard Receivers	Colorado: Opponent:	Dylan Edwards (5-135), Travis Hunter (11-119), Jimmy Horn Jr. (11-117) and Xavier Weaver (6-118), at TCU, Sept. 2, 2023 Has never happened.



The Last Time

INDIVIDUAL, Cont.

100-Yard Rusher & Receiver	Colorado:	Deion Smith (24-111 rushing) & Jordyn Tyson (5-115 receiving) vs. Arizona State, Oct. 29, 2022.
	Opponent:	Ja'Quinden Jackson (10-117 rushing) & Dalton Kincaid (6-102 receiving) Utah, Nov. 26, 2022.
100-Yard Rusher & Receiver (same player)	Colorado:	Cortlen Johnson (27-172 rushing; 6-105 receiving), vs. Iowa State at Ames, Nov. 10, 2001.
	Opponent:	Has not occurred.
Four Touchdowns In A Game	Colorado:	4, Dylan Edwards, at TCU, Sept. 2, 2023
	Opponent:	4, Khalil Tate, Arizona in Boulder, Oct. 7, 2017 (4 rushing).
Four Field Goals In A Game	Colorado:	4, Will Oliver vs. Colorado State in Denver, Sept. 1, 2013.
	Opponent:	4, Dario Longhetto, California at Berkeley, Oct. 23, 2021.
50-Yard Field Goal	Colorado:	56, Cole Becker vs. Utah at Salt Lake City, Nov. 26, 2021 (at home: Becker vs. Oregon State in Boulder, Nov. 6, 2021).
	Opponent:	54, Matthew Dapore, at Air Force, Sept. 10, 2022.
Two Interceptions In A Game	Colorado:	2, Mikial Onu vs. Colorado State in Denver, Aug. 30, 2019.
	Opponent:	2, Christian Gonzalez, Oregon in Boulder, Nov. 5, 2022.
Three Interceptions In A Game	Colorado:	3, Terrence Wheatley vs. Texas Tech at Lubbock, Oct. 27, 2007.
	Opponent:	3, Philip Thomas, Fresno State at Fresno, Sept. 15, 2012.
Four Interceptions In A Game	Colorado:	Has not occurred.
	Opponent:	4, Frank Nelson, Utah at Salt Lake City, Nov. 2, 1946.
Three Quarterback Sacks In A Game	Colorado:	3 (for 10 yards), Nate Landman vs. San Diego State in Boulder, Nov. 28, 2020.
	Opponent:	3 (for 28 yards) Laiatu Latu, UCLA, Sept. 24, 2022.
Four Quarterback Sacks In A Game	Colorado:	4½ (for 46), Ron Woolfork vs. Iowa in Boulder, Sept. 26, 1992.
	Opponent:	4 (for 31 yards), Vilas Fauonuku, Utah at Salt Lake City, Nov. 28, 2015.

TEAM

Shut Out (Defensive)	Colorado:	Game:	34-0, vs. Arizona in Boulder, Oct. 16, 2021.
		Through 3rd Qtr:	27-0, vs. Arizona in Boulder, Oct. 16, 2021.
		At Half:	29-0, vs. Stanford in Boulder, Oct. 23, 2023.
	Opponent:	Game:	0-30, by Minnesota in Boulder, Sept. 18, 2021.
		Through 3rd Qtr:	0-42, by Minnesota in Boulder, Sept. 18, 2021.
		At Half:	0-42, by Utah in Boulder, Nov. 26, 2022.
Safety	Colorado:	vs. Oregon in Boulder, Oct. 22, 2011 (Terrel Smith tackled Cliff Harris in end zone).	
	Opponent:	by Stanford at Palo Alto, Oct. 22, 2016 (Sefo Liufau ran out of back of end zone).	
Held To No Offensive Touchdowns	Colorado:	by Utah at Salt Lake City, Nov. 26, 2021.	
	Opponent:	Arizona in Boulder, Oct. 16, 2021; San Diego State in Boulder, Nov., 28, 2020; Texas State in Boulder, Sept. 9, 2017.	
30 First Downs In A Game	Colorado:	32 vs. Stanford, Oct. 13, 2023	
	Opponent:	30, Stanford, Oct. 13, 2023	
Held Under 10 First Downs	Colorado:	8, at Air Force, Sept. 10, 2022.	
	Opponent:	7, vs. Arizona State in Boulder, Oct. 15, 2016.	
500 Yards Total Offense In A Game	Colorado:	532 vs. Stanford, Oct. 13, 2023	
	Opponent:	523, Stanford, Oct. 13, 2023	
600 Yards Total Offense In A Game	Colorado:	603, vs. Washington State in Boulder, Nov. 19, 2016 (258 rush, 345 pass).	
	Opponent:	662 by Utah in Boulder, Nov. 26, 2022 (383 rush, 279 pass).	
Held Under 200 Yards Total Offense In A Game	Colorado:	199, at Oregon, Sept. 23, 2023 (159 passing, 40 rushing)	
	Opponent:	155, San Diego State in Boulder, Nov. 28, 2020 (79 rush, 76 pass).	
Held Under 100 Yards Total Offense In A Game	Colorado:	63, by Minnesota in Boulder, Sept. 18, 2021. (-19 rush, 82 pass).	
	Opponent:	96, Idaho State in Boulder, Sept. 10, 2016 (29 rush, 67 pass).	
300 Yards Rushing In A Game	Colorado:	407, vs. Arizona at Tucson, Dec. 5, 2020.	
	Opponent:	383 by Utah in Boulder, Nov. 26, 2022.	
400 Yards Rushing In A Game	Colorado:	407, vs. Arizona at Tucson, Dec. 5, 2020.	
	Opponent:	435 at Air Force, Sept. 10, 2022.	
500 Yards Rushing In A Game	Colorado:	502, vs. Missouri in Boulder, Nov. 11, 2000.	
	Opponent:	516, by Missouri at Columbia, Oct. 6, 1984.	
Held Under 100 Yards Rushing In A Game	Colorado:	40, at Oregon, Sept. 23, 2023 (25 attempts, includes seven sacks for 73 yards)	
	Opponent:	35, by California in Boulder, Oct. 15, 2022 (22 attempts, includes two sacks for 16 yards).	
400 Yards Passing In A Game	Colorado:	400, vs. Stanford, Oct. 13, 2023.	
	Opponent:	435 by Arizona State, Oct. 29, 2022.	
500 Yards Passing In A Game	Colorado:	510 vs. TCU, Sept. 2, 2023.	
	Opponent:	523, by Fresno State at Honolulu, Dec. 25, 1993 (Aloha Bowl; only time ever vs. Colorado)	
Held Under 100 Yards Passing In A Game	Colorado:	90, at Minnesota, Sept. 17, 2022.	
	Opponent:	8, at Air Force, Sept. 10, 2022	
Averaged Over Eight Yards Per Play	Colorado:	9.17, vs. Colorado State in Denver, Aug. 31, 2018 (65-596).	
	Opponent:	9.88, by Utah, Nov. 26, 2022 (67-622)	
Held Under Three Yards Per Play	Colorado:	2.69, by Utah at Salt Lake City, Nov. 26, 2021 (55-148).	
	Opponent:	2.63, vs. San Diego State in Boulder, Nov. 28, 2020 (59-155).	
Four Interception Game	Colorado:	4, vs. Texas Tech at Lubbock, Oct. 27, 2007	
	Opponent:	4, by Oregon at Eugene, Oct. 11, 2019.	
Five Interception Game	Colorado:	5, vs. Texas Tech at Lubbock, Nov. 1, 2003.	
	Opponent:	5, by Oklahoma in Boulder, Oct. 17, 1992.	
Six Quarterback Sacks	Colorado:	6 (for 33 yards), vs. Nebraska in Boulder, Sept. 7, 2019.	
	Opponent:	7 (for 73 yards) at Oregon, Sept. 23, 2023	
Forced Six (Five) Lost Opponent Fumbles	Colorado:	6, vs. Kansas State in Boulder, Oct. 22, 1983 (5 vs. Nebraska in Boulder, Nov. 26, 1999)	
	Opponent:	6, by Nebraska at Lincoln, Oct. 25, 1975 (5 by Oklahoma State at Stillwater, Nov. 8, 1980).	
Forty-Minute Time of Possession Game	Colorado:	41:05, vs. UCLA at Pasadena, Oct. 31, 2015.	
	Opponent:	40:13, by Minnesota in Boulder, Sept. 18, 2021.	
Turnover-Free Game	Colorado:	at Arizona State, Oct. 7, 2023	
	Opponent:	by Arizona State, Oct. 7, 2023	
Did Not Punt	Colorado:	vs. Iowa State in Boulder, Nov. 19, 1994.	
	Opponent:	by Oregon at Eugene, Oct. 30, 2021 (just third time since 1983; Baylor in 2010; Washington in 2013).	



Yards By Quarter/Half/Fourth Down

Game	COLORADO								Game	OPPONENT								4TH DOWN	
	1Q	2Q	1H	3Q	4Q	2H	OT	1Q		2Q	1H	3Q	4Q	2H	OT	Game	COLO	OPP	
@TCU	102	118	220	185	160	345	—	565	114	82	196	223	122	345	—	541	2-2	1-2	
Nebraska	50	86	136	176	142	318	—	454	69	75	144	93	104	197	—	341	0-1	0-2	
CSU	82	3	85	115	176	291	42	418	131	131	262	81	109	190	47	499	0-0	0-1	
@Oregon	21	0	21	51	127	178	—	199	134	244	378	103	41	144	—	522	1-1	3-4	
USC	72	174	246	171	147	318	—	564	180	153	333	132	33	165	—	498	1-2	0-0	
@ASU	87	63	150	46	99	145	—	295	92	110	202	60	130	190	—	392	2-2	3-3	
Stanford	167	157	324	60	109	169	48	532	63	42	115	205	151	356	37	523	0-1	0-1	
@UCLA																			
Oregon St.																			
Arizona																			
@WSU																			
@Utah																			
Totals	581	673	1,254	804	960	1,764	90	3,069	783	837	1,630	1,002	690	1,692	84	3,316	6-8	7-12	
Averages	83	96	179	115	142	266	45	438	111	119	128	143	99	241	42	473			
High	167	174	324	185	176	345	48	565	180	244	378	223	151	356	47	541			
Low	21	0	21	46	99	145	42	199	63	75	144	60	33	144	37	341			

Drive Engineering

Game	No.	COLORADO									OPPONENT									Time In Lead			Big Lead	
		TD	FG-A	Punt	Dwn	TO	Saf	Clk	Pts	No.	TD	FG-A	Punt	Dwn	TO	Saf	Clk	Pts	CU	Tied	Opp	CU	Opp	
@TCU	13	6	1-2	3	0	1	0	1	45	12	6	0-1	2	1	2	0	0	42	39:39	12:28	7:53	10	4	
Nebraska	13	4	2-2	4	1	1	0	0	36	13	2	0-1	4	2	4	0	0	14	34:20	25:40	0:00	29	0	
CSU	16	4	2-3	5	0	2	0	2	43	15	4	0-1	6	0	4	0	0	35	0:57	22:56	36:07	8	11	
@Oregon	11	1	0-0	8	0	0	0	2	6	10	6	0-0	2	1	1	0	0	42	0:00	4:45	55:15	0	42	
USC	14	6	0-1	5	1	1	0	0	41	15	7	0-1	4	0	1	0	2	48	0:00	2:27	57:33	0	27	
@ASU	12	3	2-2	7	0	0	0	0	27	13	3	1-2	7	0	0	0	1	24	13:54	16:34	29:32	7	7	
Stanford	13	7	0-1	3	1	1	0	0	43	14	6	2-2	3	1	0	0	1	46	55:25	4:35	0:00	29	3	
@UCLA																								
Oregon St.																								
Arizona																								
@WSU																								
@Utah																								

All-Purpose Yards (50+)

Player	Pos	G	Rush	Rec	PR	KR	IR	FR	Plays	Yards	AvgP	AvgG
Xavier Weaver	WR	7	2-15	50-631	1-51	0-0	0-0	0-0	53	697	13.2	99.6
Dylan Edwards	RB	7	54-250	23-217	0-0	4-81	0-0	0-0	81	548	6.8	78.3
Jiimmy Horn Jr.	WR	7	2-18	44-436	6-19	0-0	0-0	0-0	52	473	9.1	67.6
Travis Hunter	ATH	4	0-0	29-353	0-0	0-0	1-0	0-0	30	353	11.8	88.3
Anthony Hankerson	RB	7	56-239	8-39	0-0	0-0	0-0	0-0	64	278	4.3	39.7
Michael Harrison	TE	7	0-0	26-215	0-0	0-0	0-0	0-0	26	215	8.3	30.7
Omarion Miller	WR	5	0-0	8-205	0-0	0-0	0-0	0-0	8	205	25.6	41.0
Javon Antonio	WR	5	0-0	12-157	0-0	0-0	0-0	0-0	12	157	13.1	31.4
Tar'Varish Dawson	WR	7	1-8	14-124	0-0	0-0	0-0	0-0	15	132	8.8	18.9
Shilo Sanders	S	6	0-0	0-0	0-0	0-0	1-80	0-0	1	80	80.0	13.3
Sy'veon Wilkerson	RB	7	20-60	2-15	0-0	0-0	0-0	0-0	22	75	3.4	10.7
Alton McCaskill	RB	3	12-45	2-19	0-0	0-0	0-0	0-0	19	74	3.9	24.7



Scoring Drives (Game by Game)

Game	Plays	Yards	Time	Result	Qtr	Time	Score	Down	Play	PAT	QB
at TCU	13	73	5:06	Touchdown	1	8:58	7-0		D. Edwards 4 yard pass from S. Sanders	A. Mata kick	S. Sanders
at TCU	10	75	4:29	Touchdown	2	9:28	14-7		S. Wilkerson 36 yard run	J. Feely kick	S. Sanders
at TCU	9	44	1:53	Field Goal	2	0:00	17-14		J. Feely 49 yard field goal	—	S. Sanders
at TCU	1	75	:36	Touchdown	3	14:24	24-14		D. Edwards 75 yard pass from S. Sanders	J. Feely kick	S. Sanders
at TCU	5	75	2:05	Touchdown	3	:27	31-28		D. Edwards 7 yard run	J. Feely kick	S. Sanders
at TCU	6	75	3:13	Touchdown	4	7:36	38-35		J. Horn 26 yard pass from S. Sanders	J. Feely kick	S. Sanders
at TCU	6	82	2:28	Touchdown	4	4:25	45-42	4	D. Edwards 46 yard pass from S. Sanders	J. Feely kick	S. Sanders
Nebraska	4	6	1:12	Field Goal	2	4:20	3-0		J. Feely 31 yard field goal	—	S. Sanders
Nebraska	1	30	:08	Touchdown	2	2:35	10-0		T. Dawson 30 yard pass from S. Sanders	J. Feely kick	S. Sanders
Nebraska	6	50	:49	Field Goal	2	0:00	13-0		J. Feely 32 yard field goal	—	S. Sanders
Nebraska	10	75	3:01	Touchdown	3	6:49	20-7		X. Weaver 12 yard pass from S. Sanders	J. Feely kick	S. Sanders
Nebraska	8	55	3:45	Field Goal	3	1:20	23-7		J. Feely 30 yard field goal	—	S. Sanders
Nebraska	9	65	4:09	Touchdown	4	10:45	29-7		T. Dawson 8 yard rush	Pass Failed	S. Sanders
Nebraska	6	55	3:03	Touchdown	4	4:54	36-7		S. Sanders 6 yard rush	J. Feely kick	S. Sanders
Colorado St.	0	0	0:00	Touchdown	1	8:09	7-0		Shi. Sanders 80 yard interception return	J. Feely Kick	—
Colorado St.	7	71	2:28	Touchdown	1	3:41	14-14		X. Weaver 24 yard pass from S. Sanders	J. Feely Kick	S. Sanders
Colorado St.	10	43	3:31	Field Goal	4	14:24	17-21		A. Mata 20 yard field goal	—	S. Sanders
Colorado St.	11	52	3:49	Field Goal	4	7:33	20-28		A. Mata 41 yard field goal	—	S. Sanders
Colorado St.	7	98	1:30	Touchdown	4	0:36	28-28		J. Horn 45 yard pass from S. Sanders	Sanders to Harrison	S. Sanders
Colorado St.	4	25	—	Touchdown	5	—	35-28		M. Harrison 3 yard pass from S. Sanders	A. Mata Kick	S. Sanders
Colorado St.	3	25	—	Touchdown	6	—	43-35		M. Harrison 18 yard pass from S. Sanders	Sanders to Weaver	S. Sanders
Oregon	14	93	5:20	Touchdown	4	2:51	6-42		M. Harrison 6 yard pass from S. Sanders	Kick blocked	S. Sanders
USC	7	75	1:56	Touchdown	2	12:59	7-21		J. Horn 30 yard pass from S. Sanders	A. Mata kick	S. Sanders
USC	9	83	2:28	Touchdown	2	0:21	14-34		S. Sanders 25 yard run	A. Mata kick	S. Sanders
USC	5	75	1:24	Touchdown	3	5:50	21-41		A. Hankerson 2 yard run	A. Mata kick	S. Sanders
USC	5	75	1:11	Touchdown	3	1:03	27-48		M. Harrison 21 yard pass from S. Sanders	Pass failed	S. Sanders
USC	11	61	3:58	Touchdown	4	11:55	34-48		O. Miller 9 yard pass from S. Sanders	A. Mata kick	S. Sanders
USC	10	78	4:15	Touchdown	4	1:43	41-48		J. Horn 16 yard pass from S. Sanders	A. Mata kick	S. Sanders
Arizona St.	16	75	5:58	Touchdown	1	8:01	7-7		X. Weaver 1 yard run	A. Mata kick	S. Sanders
Arizona St.	9	81	2:09	Touchdown	2	3:03	14-14		S. Sanders 16 yard run	A. Mata kick	S. Sanders
Arizona St.	7	61	1:35	Touchdown	4	14:32	21-17		J. Antonio 9 yard pass from S. Sanders	A. Mata kick	S. Sanders
Arizona St.	4	1	1:54	Field Goal	4	10:13	24-17		A. Mata 42 yard field goal	—	S. Sanders
Arizona St.	5	50	0:38	Field Goal	4	0:12	27-24		A. Mata 43 yard field goal	—	S. Sanders
Stanford	8	77	3:03	Touchdown	1	10:25	7-0		X. Weaver 9 yard pass from S. Sanders	A. Mata kick	S. Sanders
Stanford	9	85	3:13	Touchdown	1	3:36	14-0		T. Hunter 24 yard pass from S. Sanders	A. Mata kick	S. Sanders
Stanford	7	80	2:48	Touchdown	2	8:42	22-0		X. Weaver 39 yard pass from S. Sanders	Fauria rush	S. Sanders
Stanford	5	66	1:47	Touchdown	2	2:57	29-0		X. Weaver 14 yard run	A. Mata kick	S. Sanders
Stanford	4	75	1:11	Touchdown	4	11:18	36-26		T. Hunter 16 yard pass from S. Sanders	A. Mata kick	S. Sanders
Stanford	5	25	—	Touchdown	5	—	43-36		J. Antonio 4 yard pass from S. Sanders	A. Mata kick	S. Sanders



Long Plays

PASSING (20-plus yards; 28)

Yards	Opponent	Player(s)	Qtr	Drive
75	TCU	D. Edwards pass from S. Sanders (TD)	3	TD
65	USC	O. Miller pass from S. Sanders	3	TD
48	Stanford	X. Weaver pass from S. Sanders	4	TD
46	TCU	D. Edwards pass from S. Sanders (TD)	4	TD
45	CSU	J. Horn pass from S. Sanders (TD)	4	TD
44	TCU	X. Weaver pass from S. Sanders	3	TD
44	USC	O. Miller pass from S. Sanders	3	TD
43	TCU	T. Hunter pass from S. Sanders	4	TD
43	ASU	J. Antonio pass from S. Sanders	4	FG
41	Nebraska	X. Weaver pass from S. Sanders	3	TD
40	Nebraska	T. Hunter pass from S. Sanders	3	Downs
39	Nebraska	X. Weaver pass from S. Sanders	4	TD
39	Stanford	X. Weaver pass from S. Sanders (TD)	1	TD
32	TCU	X. Weaver pass from S. Sanders	2	TD
30	Nebraska	T. Dawson pass from S. Sanders (TD)	2	TD
30	USC	J. Horn pass from S. Sanders (TD)	2	TD
28	USC	O. Miller pass from S. Sanders	4	TD
26	TCU	J. Horn pass from S. Sanders (TD)	4	TD
26	CSU	X. Weaver pass from S. Sanders	4	TD
24	CSU	X. Weaver pass from S. Sanders (TD)	1	TD
24	ASU	J. Horn pass from S. Sanders	2	TD
24	Stanford	T. Hunter pass from S. Sanders (TD)	1	TD
22	Nebraska	T. Hunter pass from S. Sanders	2	FG
22	CSU	X. Weaver pass from S. Sanders	OT	TD
21	Oregon	X. Weaver pass from S. Sanders	4	TD
21	USC	M. Harrison pass from S. Sanders (TD)	3	TD
21	USC	O. Miller pass from S. Sanders	4	TD
21	Stanford	T. Hunter pass from S. Sanders	2	TD
20	TCU	J. Horn pass from S. Sanders	2	FG
20	CSU	T. Dawson pass from S. Sanders	3	Punt
20	Oregon	J. Antonio pass from S. Sanders	4	TD

RUSHING (15-plus yards; 11)

Yards	Opponent	Player(s)	Qtr	Drive
38	Stanford	S. Sanders rush	1	TD
34	Nebraska	D. Edwards rush	2	FG
28	Oregon	S. Sanders rush	4	Punt
25	USC	S. Sanders rush (TD)	2	TD
20	USC	A. Hankerson rush	1	MFG
19	CSU	D. Edwards rush	4	FG
18	USC	A. Hankerson rush	2	TD
17	Oregon	D. Edwards rush	3	Punt
17	USC	J. Horn rush	3	TD
16	CSU	D. Edwards rush	4	Clock
16	ASU	S. Sanders rush (TD)	2	TD
15	CSU	S. Sanders rush	2	Punt
15	Stanford	S. Sanders rush	2	TD

INTERCEPTION RETURNS (25-plus yards)

Yards	Opponent	Player(s)	Qtr
80	CSU	Shilo Sanders (TD)	1

FUMBLE RETURNS (25-plus yards)

Yards	Opponent	Player(s)	Qtr
None			

KICK RETURNS (25-plus yards)

Yards	Opponent	Player(s)	Qtr	Drive
None				

PUNT RETURNS (15-plus yards)

Yards	Opponent	Player(s)	Qtr	Drive
51	ASU	Xavier Weaver	4	FG

FIELD GOALS (50-plus yards)

Yards	Opponent	Player(s)	Qtr
None			

PUNTS (50-plus yards)

Yards	Opponent	Player(s)	Qtr
60	ASU	Mark Vassett	1
59	ASU	Mark Vassett	3
57	Stanford	Mark Vassett	3
56	TCU	Mark Vassett	3
56	Oregon	Mark Vassett	3
55	ASU	Mark Vassett	3
54	CSU	Mark Vassett	2
54	ASU	Mark Vassett	2
51	ASU	Mark Vassett	2



Records Quick Reference Guide

Category	Career	Season	Game	Half	Quarter	Consecutive
SERVICE						
Games Played	53, Daniel Arias, 2018-22					
Games Started	49, Will Pericak, 2009-12					49, Will Pericak, 2009-12
Scrimmage Snaps	3,199, Stephane Nembot, 2012-15	988 Alex Kelly, 2014	149, Travis Hunter vs. Stanford, 10/13/23			
Offensive Snaps	3,199, Stephane Nembot, 2012-15	988, Alex Kelly, 2014	114, Six Players at UCLA, 10/31/15			
Defensive Snaps	3,157, Greg Henderson, 2011-14	916, Medford Moorer, 2002	100, 3 Players vs. Wash. St., 10/27/18			
Special Teams Snaps	496, J.T. Bale, 2016-19	146, J.T. Bale, 2016				
RUSHING						
Attempts	809, Rodney Stewart, 2008-11	301, Phillip Lindsay, 2017	41, Phillip Lindsay Arizona, 10/7/17	23, James Mayberry (1) Kansas St., 11/19/77	14, Phillip Lindsay (2) Arizona, 10/7/17	23, Rodney Stewart at Kansas, 11/6/10
Net Yards	3,940, Eric Bieniemy, 1987-90	2,055, Rashaan Salaam, 1994	342, Charlie Davis Oklahoma St., 11/13/71	206, Charlie Davis (1) Oklahoma St., 11/13/77	155, Jarek Broussard (2) at Arizona, 12/5/20	
Quarterback Yards	2,007, Darian Hagan, 1988-91	1,004, Darian Hagan, 1989	207, Bobby Anderson at Oklahoma St., 11/9/68			
Touchdowns	41, Eric Bieniemy, 1987-90	24, Rashaan Salaam, 1994	6, Chris Brown Nebraska, 11/23/01	4, 4X, last Rashaan Salaam (1) Oklahoma, 10/15/94	4, 3X, last Eric Bieniemy (4) at Nebraska, 11/3/90	
PASSING						
Pass Rating	148.95, Koy Detmer, 1992-96	143.7, Koy Detmer, 1996	220.8, Mike Moschetti San Jose St., 9/11/99	276.4, Kordell Stewart (1) at Baylor, 9/12/92		
Attempts	1,383, Sefo Liufau, 2013-16	498, Sefo Liufau, 2014	67, Sefo Liufau at California, 9/27/14	46, Cody Hawkins (2) at Toledo, 9/11/09	26, Steve Vogel (4) at Kansas St., 11/20/82	
Completions	870, Sefo Liufau, 2013-16	325, Sefo Liufau, 2014	46, Sefo Liufau at California, 9/27/14	22, 2X, last Sefo Liufau (1) at California, 9/27/14	14, 2X, last Sefo Liufau at California, 9/27/14	15, Mike Moshetti 2 Games, 9/11-18/99
Yards	9,649, Steven Montez, 2016-19	3,200, Sefo Liufau, 2014	510, Shedeur Sanders at TCU, 9/2/23	352, Koy Detmer (1) NE Louisiana, 9/16/95	211, Joel Klatt (1) Texas A&M, 10/8/05	
Touchdowns	63, Steven Montez, 2016-19	28, Sefo Liufau, 2014	7, Sefo Liufau at California, 9/27/14	4, 3X, last Cody Hawkins (2) at Toledo, 9/11/09	3, 7X, last Sefo Liufau (1) at California, 9/2/14	
Interceptions	41, Cody Hawkisn, 2007-10	16, John Hessler, 1997	5, 2X, last Koy Detmer Oklahoma, 10/17/92	4, 2X, last Jeff Austin (1) at Texas Tech, 9/11/76	3, 5X, last Sefo Liufau (3) vs. Washington, 12/2/16	
TOTAL OFFENSE						
Plays	1,751, Sefo Liufau, 2013-16	567, Sefo Liufau, 2014	77, Sefo Liufau at California, 9/27/14	50, Cody Hawkins (2) at Toledo, 9/11/09	27, Cody Hawkins (4) at Toledo, 9/11/09	
Yards	10,609, Steven Montez, 2016-19	3,336, Sefo Liufau, 2014	527, Sefo Liufau at California, 9/27/14	347, Koy Detmer (1) NE Louisiana, 9/16/95	211, Joel Klatt (1) Texas A&M, 10/8/05	
Touchdowns	74, Steven Montez, 2016-19	28, Sefo Liufau, 2014	7, Sefo Liufau at California, 9/27/14			
RECEIVING						
Receptions	294, Nelson Spruce, 2012-15	106, Nelson Spruce, 2014	19, Nelson Spruce at California, 9/27/14	10, 2X, last Nelson Spruce (2) Washington, 11/1/14	8, Phil Savoy (4) at Kansas St., 11/16/97	
Yards	3,347, Nelson Spruce, 2012-15	1,343, Paul Richardson, 2013	284, Paul Richardson California, 9/10/11	192, Walter Stanley (1) Texas Tech, 9/12/81	139, Laviska Shenault (3) vs. Colorado St., 8/31/18	
Touchdowns	23, Nelson Spruce, 2012-15	12, Nelson Spruce, 2014	3, 5X, last Tony Brown at Arizona State, 9/21/19	3, Shay Fields (1) Oregon St., 10/1/16	2, Multiple, last Shay Fields (1) Oregon State, 10/1/16	
PUNT RETURNS						
Returns	84, 2X, last Jeff Campbell, 1986-89	47, Byron White, 1937	10, Deon Figures Kansas St., 10/24/92			
Yards	975, Charlie Greer, 1965-67	587, Byron White, 1937	167, Deon Figures Kansas St., 10/24/92			
Touchdowns	6, Cliff Branch, 1970-71	4, Cliff Branch, 1971	2, Byron White Utah, 11/7/36			2, Cliff Branch (GW1) 9/25-10/2/71



Records Quick Reference Guide

Category	Career	Season	Game	Half	Quarter	Consecutive
KICKOFF RETURNS						
Returns	64, Ben Kelly, 1997-99	50, Josh Smith, 2008	9, Donta Abron at Oregon, 10/27/12			
Yards	1,798, Ben Kelly, 1997-99	1,276, Josh Smith, 2008	204, Darrell Scott at Toldeo, 9/11/09			
Touchdowns	3, Ben Kelly, 1997-99	2, 2X, last Ben Kelly, 1997	1, 34X, last Nikko Reed at Utah, 11/26/21			
KICK RETURN (Punt & Kickoff)						
Yards	2,193, Ben Kelly, 1997-99	1,568, Josh Smith, 2008	250, Jeremy Bloom at Baylor, 10/4/03			
Touchdowns	8, Cliff Branch, 1970-71	4, 3X, last Cliff Branch, 1971	3, Byron White Utah, 11/7/36			
ALL PURPOSE						
Plays	919, Rodney Stewart, 2008-11	324, Phillip Lindsay, 2017	44, Phillip Lindsay Arizona, 10/7/17	24, Phillip Lindsay (1) Arizona, 10/7/17	15, Rashaan Salaam (1) at Texas, 10/1/94	
Yards	5,760, Phillip Lindsay, 2014-17	2,349, Rashaan Salaam, 1994	362, Rashaan Salaam at Texas, 10/1/94	287, Walter Stanley (1) Texas Tech, 9/12/81	155, Jarek Broussard (2) Arizona, 12/5/20	
DEFENSE						
Interceptions	16, John Stearns, 1970-72	7, 3X, last T. Thompson, 2016	3, 2X, last Terrence Wheatley at Texas Tech, 10/27/07	3, 3X, last Rich Bland (2) Air Force, 10/13/73	2, 11X, last T. Wheatley (4) at Texas Tech, 10/27/07	3, 2X, last Clyde Riggins (GW1) 11/7-21/82
Interception Return Yards	339, John Stearns, 1970-72	158, John Stearns, 1971	118, Dick Kearns at Denver, 11/24/38			
Pick Sixes	3, Victor Scott, 1980-83	2, 2X, last D. Strickland, 2001	2, Victor Scott at Oklahoma St., 10/16/82			
Punts	281, Darragh O'Neill, 2011-14	76, 2X, last D. O'Neill, 2012	14, Byron White Missouri, 10/2/37			
Punt Yards	12,001, Darragh O'Neill, 2011-14	3,307, Darragh O'Neill, 2012	581, Byron White Missouri, 10/2/37			
Punt Average (Gross)	44.9, Barry Helton, 1984-87	48.21, Mark Mariscal, 2002	59.8, Keith English Oregon State, 9/24/88			
Punt Average (Net)	41.9, Barry Helton, 1984-87	43.0, Mark Mariscal, 2002	56.0, Keith English Oregon State, 9/24/88			
Points	307, Mason Crosby, 2003-06	144, Rashaan Salaam, 1994	36, Chris Brown Nebraska, 11/23/01	27, Byron White (1) Colorado Mines, 10/30/37	24, 2X, last Eric Bieniemy at Nebraska, 11/3/90	
Field Goal Attempts	88, Mason Crosby, 2003-06	34, Fred Lima, 1972	6, 3X, last Kevin Eberhardt at Baylor, 10/6/07			
Field Goals	66, Mason Crosby, 2003-06	21, Mason Crosby, 2005	5, 2X, last Kevin Eberhardt at Baylor, 10/6/07			10, 2X, last James Stefanou 6 Games, 8/30-11/11/19
Extra Points Made	129, Will Oliver, 2011-14	59, Ken Culbertson, 1989	8, 8X, last Will Oliver at California, 9/27/14			102, Will Oliver 11/25/11-11/29/14
Tackles	493, Barry Remington, 1982-86	183, Ray Cone, 1982	30, Jeff Geiser Kansas State, 11/24/73			
Tackles For Loss	59, Alfred Williams, 1987-90	24, Bill Brundige, 1969	7, Ronnie Woolfork Iowa, 9/26/92			
Sacks	35, Alfred Williams, 1987-90	14, Dan McMillen, 1985	5, Dan McMillen at Kansas, 11/2/85			
Quarterback Hurries	56, Curt Koch, 1984-87	30, Curt Koch, 1986	8, 2X, last Greg Jones at Texas A&M, 9/28/96			
Pass Breakups	42, Marcus Washington, 1995-98	22, 2X, A. Witherspoon, 2016	3, 10X, last T. Wheatley at Texas Tech, 10/27/07			



1 Cormani McClain

Fr. • CB

2 Shedeur Sanders

Jr. • QB

CAREER STATS

	GP	UT-AT—TT	TFL	Sacks	FF	FR	Int	QBH	PBU
2023 (CU)	3	1-1—2	1-2	0-0	0	0	0-0	0	0
TOTALS	3	1-1—2	1-2	0-0	0	0	0-0	0	0

GAME-BY-GAME-STATS

2023 (Colorado)

	GP	UT-AT—TT	TFL	Sacks	FF	FR	Int	QBH	PBU
@ Oregon	Y	1-1—2	1-2	0-0	0	0	0-(0)	0	0
USC	Y	0-0—0	0-0	0-0	0	0	0-(0)	0	1
@ ASU	Y	0-0—0	0-0	0-0	0	0	0-(0)	0	0

CAREER HIGHS

CAREER HIGHS Overall
Solo Tackles 1, Oregon, 9/23/23

CAREER STATS

	GP/GS	COMP	ATT	PCT	YDS	TD	INT	LG	CAR	YDS	AVG	TD
2021 (JSU)	13/13	272	413	.658	3,231	30	8	74	103	-17	-0.1	3
2022 (JSU)	13/13	344	488	.705	3,752	40	6	85	85	174	2.0	6
2023 (CU)	7/7	219	303	.722	2,049	21	3	75	48	-56	-1.1	3
TOTALS	33/33	835	1,204	.693	9,403	91	17	85	261	134	0.51	12

GAME-BY-GAME STATS

2021 (Jackson State)

	GP/GS	COMP	ATT	PCT	YDS	TD	INT	LG	CAR	YDS	AVG	TD
FAMU	Y	18	24	.750	221	0	0	32	10	-13	-1.3	1
TSU	Y	30	40	.750	362	3	0	67	7	-9	-1.3	0
@ULM	Y	28	41	.683	259	1	1	24	9	-5	-1.8	0
Delta St.	Y	25	36	.694	251	3	0	31	6	-36	-6.0	0
@Ala. A&M	Y	17	24	.708	249	4	0	39	6	58	9.7	1
Ala St	Y	17	29	.586	201	2	0	36	6	-8	-1.3	0
BCookman	Y	18	25	.720	309	4	0	39	11	-41	-3.7	1
MVSUFB	Y	18	31	.581	257	3	2	74	4	-9	-2.3	0
T. Southern	Y	25	41	.610	305	3	0	42	3	10	3.3	0
@ Southern	Y	24	31	.774	260	2	2	50	11	38	3.5	0
Alcorn St.	Y	28	39	.718	297	3	0	31	7	23	3.3	0
Prairie View	Y	8	16	.500	85	1	1	19	9	-7	-0.8	0
S.C. State	Y	16	36	.444	175	1	2	30	14	-18	0.6	0

2022 Jackson State

	GP/GS	COMP	ATT	PCT	YDS	TD	INT	LG	CAR	YDS	AVG	TD
FAMU	Y	29	33	.879	323	5	0	37	7	17	2.4	2
Tenn. State	Y	30	44	.682	276	1	0	27	4	-3	-0.8	2
Grambling	Y	22	34	.647	357	4	0	86	9	20	2.2	0
Miss. Valley	Y	40	51	.784	438	4	1	64	4	15	3.8	2
at Ala. St.	Y	30	46	.652	332	3	1	35	8	13	1.6	2
B-Cookman	Y	36	48	.750	272	5	2	34	6	33	5.5	2
Campbell	Y	23	31	.742	233	1	1	48	4	7	1.8	2
Southern	Y	18	33	.545	194	1	0	26	8	52	6.5	0
at Tx Southern	Y	24	31	.774	257	3	0	38	7	-6	-0.9	1
Ala. A&M	Y	14	25	.560	185	4	0	35	6	30	5.0	0
at Alcorn	Y	18	29	.621	216	1	1	32	8	-19	-2.4	0
Southern	Y	30	43	.698	320	4	0	41	5	16	3.2	0
N.C. Central	Y	30	40	.750	349	4	0	85	9	-1	-0.1	1

2023 Colorado

	GP/GS	COMP	ATT	PCT	YDS	TD	INT	LG	CAR	YDS	AVG	TD
@ TCU	Y	38	47	.808	510	4	0	75	5	-32	-6.4	0
Nebraska	Y	31	42	.738	393	2	0	41	11	-30	-2.7	1
Colorado St.	Y	38	47	.808	348	4	1	45	9	3	.3	0
@ Oregon	Y	23	33	.696	159	1	0	21	10	-34	-3.4	0
USC	Y	30	45	.667	371	4	1	65	14	50	3.5	1
@ ASU	Y	26	42	.619	239	1	0	43	11	-17	-1.5	1
Stanford	Y	33	47	.702	400	5	1	48	13	37	2.8	0

CAREER HIGHS

	Overall	At CU
Pass Yards	510 vs. TCU, 9/2/23	510 vs. TCU, 9/2/23
Completions	40 vs. MVSU, 9/24/22	38 vs. TCU, 9/2/23
Attempts	51 vs. MVSU, 9/24/22	47 vs. TCU, 9/2/23
Pass TDs	5, 3X, Stanford, 10/13/23	5 vs. Stanford, 10/13/23
Rushes	14, USC, 9/30/23	
Rush Yards	52, Southern, 10/29/22	
Rush TDs	2, 2X, Southern, 10/29/22	1, 3X, vs. ASU, 10/7/23

- Set the school record for passing yards with 510 against TCU in week one.
- Sanders is the first FBS player with 500-plus passing yards in his FBS debut, records kept since 1996.
- Set the school record for completion percentage with a minimum of 30 and 40 pass-



- es with 80.9% against TCU and CSU putting up the same statline of 38-47.
- After TCU Sanders won the Walter Camp National Player of the Week, Davey O'Brien National QB of the Week, CFFA National Performer of the Week, and the Pac-12 Offensive Player of the Week.

3 Omarion Cooper

Jr. • CB

CAREER STATS

	GP	UT-AT—TT	TFL	Sacks	FF	FR	Int	QBH	PBU
2021 (FSU)	10	16-6—22	0-0	0-0	0	0	2-(-2)	0	4
2022 (FSU)	11	11-4—15	0-0	0-0	1	0	1-(0)	0	0
2023 (CU)	7	28-5—33	2-10	1-8	0	0	0-(0)	0	5
TOTALS	28	55-15—70	2-10	1-8	1	0	3-(-2)	0	9

GAME-BY-GAME-STATS

2021 (Florida State)

	GP	UT-AT—TT	TFL	Sacks	FF	FR	Int	QBH	PBU
Louisville	Y	0-1—1	0-0	0-0	0	0	0-(0)	0	0
Syracuse	Y	0-2—2	0-0	0-0	0	0	0-(0)	0	0
MASS	Y	1-3—4	0-0	0-0	0	0	0-(0)	0	0
@Clemson	Y	0-0—0	0-0	0-0	0	0	1-(0)	0	0
NC State	Y	1-1—2	0-0	0-0	0	0	0-(0)	0	0
Miami (FL)	Y	1-2—3	0-0	0-0	0	0	1-(-2)	0	4
@ BC	Y	0-2—2	0-0	0-0	0	0	0-(0)	0	0
@ Florida	Y	3-5—8	0-0	0-0	0	0	0-(0)	0	0

2022 (Florida State)

	GP	UT-AT—TT	TFL	Sacks	FF	FR	Int	QBH	PBU
LSU	Y	4-0—4	0-0	0-0	0	0	0-(0)	0	0
@Louisville	Y	0-0—0	0-0	0-0	0	0	0-(0)	0	0
BC	Y	0-0—0	0-0	0-0	0	0	1-(0)	0	0
Wake Forest	Y	2-1—3	0-0	0-0	0	0	0-(0)	0	0
@ NC State	Y	1-1—2	0-0	0-0	0	0	0-(0)	0	0
Clemson	Y	2-1—3	0-0	0-0	0	0	0-(0)	0	0
Georgia Tech	Y	0-0—0	0-0	0-0	0	0	0-(0)	0	0
@Miami (FL)	Y	0-0—0	0-0	0-0	0	0	0-(0)	0	0
@ Syracuse	Y	0-0—0	0-0	0-0	0	0	0-(0)	0	0
Louisiana	Y	0-0—0	0-0	0-0	0	0	0-(0)	0	0
Florida	Y	0-1—1	0-0	0-0	0	0	0-(0)	0	0
Oklahoma	Y	2-0—2	0-0	0-0	1	0	0-(0)	0	0

2023 (Colorado)

	GP	UT-AT—TT	TFL	Sacks	FF	FR	Int	QBH	PBU
@ TCU	Y	3-0—3	0-0	0-0	0	0	0-(0)	0	1
Nebraska	Y	5-1—6	0-0	0-0	0	0	0-(0)	0	0
Colorado St.	Y	3-0—3	0-0	0-0	0	0	0-(0)	0	0
@ Oregon	Y	5-3—8	1-2	0-0	0	0	0-(0)	0	1
USC	Y	5-0—5	1-8	1-8	0	0	0-(0)	0	1
@ ASU	Y	6-1—7	0-0	0-0	0	0	0-(0)	0	2
Stanford	Y	1-0—1	0-0	0-0	0	0	0-(0)	0	0

CAREER HIGHS

CAREER HIGHS	Overall	At CU
Solo Tackles	6, ASU, 10/7/23	6, ASU, 10/7/23
Ast Tackles	3, 2X, Oregon, 9/23/23	
Total Tackles	8, USC, 9/30/23	8, USC, 9/30/23
Pass Breakups	4, Miami (FL), 11/13/21	2, ASU, 10/7/23
Force Fumble	1, Oklahoma, 12/29/22	
Interceptions	1, 2X, B-College, 9/24/22	



3 Dylan Edwards

Fr. • RB

CAREER STATS

	GPRush	Yds	avg.	TD	Rec	Yds	TD	
2023 (CU)	7	54	250	4.6	1	23	217	3
Totals	7	54	250	4.6	1	23	217	3

GAME-BY-GAME-STATS

2023 Colorado

	Rush	Yds	Avg.	TD	Rec	Yds	TD
@TCU	6	24	4	1	5	135	3
Nebraska	9	55	6.1	0	3	8	0
Colorado St.	10	57	5.7	0	6	17	0
@ Oregon	3	21	7	0	3	9	0
USC	12	44	3.7	0	0	0	0
@ Oregon	7	16	2.3	0	3	24	0
@ ASU	12	44	3.7	0	0	0	0
Stanford	7	33	4.7	0	3	24	0

- Set the school record for most receiving yards and touchdowns by a running back with 135 yards and three touchdowns.
- He tied the school record for receiving touchdowns in a game with three, the first time done since 2018.
- Edwards had CU's first touchdown of the season, making him the first true freshman to have the first points of the season since 2002.
- Edwards is the first player in seven seasons to score four touchdowns from scrimmage in his FBS debut, and just the fourth true freshman to do so in the past 27 seasons.
- Edwards is the first true freshman to score four touchdowns nationally in any game since Devin Neal scored four for Kansas against Texas on 11/13/21. No true freshman scored four touchdowns in a game in 2022.
- Edwards was named the Pac-12 Freshman of the Week after week one against TCU.

4 Javon Antonio

Gr. • WR

CAREER STATS

	GP	Rec	Yds	Avg.	TD
2021 (NWS)	5	31	521	16.8	4
2022 (NWS)	11	64	684	10.7	6
2023 (CU)	5	12	157	13.1	2
Totals	21	107	1,362	12.7	12

GAME-BY-GAME STATS

2021 (Northwestern State)

	REC	Yds	Avg.	TD
Nicholls	1	7	7	0
McNeese	6	103	17.2	0
@ Lamar	3	29	9.7	1
S-Houston	10	190	19	1
@ UIW	11	192	17.5	2

2022 (Northwestern State)

	REC	Yds	Avg.	TD
@ Montana	6	42	7	0
Grambling	6	32	5.3	0
@ S-Miss	3	33	11	1
Lamar	9	127	14.1	1
Micholls	9	132	14.7	2
@ E-Illinois	7	71	10.1	0
@H-Christian	8	91	11.4	0
SE Mo. St.	4	46	11.5	1
Tx A&M Com	2	45	22.5	1
@ SE La.	2	7	3.5	2
UIW	8	57	7.1	2

2023 Colorado)

	REC	Yds	Avg.	TD
@TCU	0	0	0	0
@ Oregon	3	42	14	0
USC	0	0	0	0
@ ASU	5	81	16.2	1
Stanford	4	34	8.5	1

CAREER HIGHS

CAREER HIGHS	Overall	At CU
Receptions	11, UIW, 4/10/21	5, ASU, 10/7/23
Rec. Yards	192, UIW, 4/10/21	81, ASU, 10/7/23
Avg. YPC	17.5, UIW, 4/10/21	16.2, ASU, 10/7/23
Rec. TD	2, 4X, UIW, 11/19/22	1, ASU, 10/7/23
Long. Rec.	49, Lamar, 9/24/22	43, ASU, 10/7/23



4 Travis Jay

Jr. • CB

CAREER STATS

	GP	Solo	AST	TOT	TFL	SCK	FF	FR	INT	QBH	PBU	SF
2020 (FSU)	9	17	9	26	0	0	1	0	1	0	0	0
2021 (FSU)	10	11	6	17	0	0	0	0	2	0	4	0
TOTALS	19	28	15	43	0	0	1	0	3	0	4	0

GAME-BY-GAME-STATS

2020 (Florida State)

	SOLO	AST	TOT	TFL	SCK	YDS	FF	FR	INT	QBH	PBU	SF
GA. Tech	1	0	1	0	0	0	0	0	0	0	0	0
@ Miami	6	1	7	0	0	0	1	0	0	0	0	0
Jville St.	0	0	0	0	0	0	0	0	0	0	0	0
@N-Dame	0	0	3	0	0	0	0	0	0	0	0	0
@ NC	3	4	7	0	0	0	0	0	0	0	0	0
@Louisville	0	2	2	0	0	0	0	0	0	0	0	0
Pitt	0	0	0	0	0	0	0	0	0	0	0	0
@NC State	5	1	6	0	0	0	0	0	0	0	0	0
@ Duke	2	1	3	0	0	0	0	0	1	0	0	0

2021 (Florida State)

	SOLO	AST	TOT	TFL	SCK	YDS	FF	FR	INT	QBH	PBU	SF
Notre Dame	1	0	1	0	0	0	0	0	1	0	1	0
Jville St.	4	1	5	0	0	0	0	0	0	0	1	0
@W-Forest	1	2	3	0	0	0	0	0	0	0	0	0
Louisville	4	2	6	0	0	0	0	0	0	0	1	0
Syracuse	0	0	0	0	0	0	0	0	1	0	0	0
@NC	1	0	1	0	0	0	0	0	0	0	0	0
Mass	0	0	0	0	0	0	0	0	0	0	0	0
@Clemson	0	1	1	0	0	0	0	0	0	0	0	0
Miami (FL)	0	0	0	0	0	0	0	0	0	0	0	0
@Florida	0	0	0	0	0	0	0	0	0	0	0	0

CAREER HIGHS

CAREER HIGHS Overall

At CU

Solo Tackles	6, Miami, 9/26/20
Ast Tackles	4, North Carolina, 10/27/20
Total Tackles	7, 2X, North Carolina, 10/27/20
Pass Breakups	1, 3X, Louisville, 9/25/21
Force Fumble	1, Miami, 11/13/21
Interceptions	1, 2X, Syracuse, 10/2/21

5 Jimmy Horn Jr.

Jr. • WR

CAREER STATS

	GP	Rec	Yds	avg.	TD	Rush	Yds	TD	KR	Yds	TD
2021 (SF)	12	30	408	13.6	1	5	12	0	9	114	0
2022 (SF)	11	37	551	14.9	3	9	95	1	7	209	1
2023 (CU)	7	43	440	10.2	4	2	18	0	0	0	0
Totals	30	111	1,395	12.5	8	16	125	1	16	323	1

GAME-BY-GAME-STATS

2021 South Florida

	REC	Yds	Avg.	TD	Rush	Yds	TD	KR	YDS	TD
@ NC State	0	0	0	0	1	-5	0	2	17	0
Florida	1	4	4	0	0	0	0	1	12	0
Florida A&M	3	18	6	0	0	0	0	0	0	0
@ BYU	0	0	0	0	0	0	0	1	5	0
@ SMU	5	102	20.4	0	0	0	0	0	0	0
Tulsa	0	0	0	0	0	0	0	2	47	0
Temple	7	56	8	0	0	0	0	0	0	0
@ E-Carolina	1	3	3	0	2	9	0	1	15	0
Houston	2	34	17	0	1	9	0	0	0	0
Cincinnati	5	108	21.6	1	1	-1	0	0	0	0
@ Tulane	3	28	9.3	0	0	0	0	2	18	0
@ UCF	3	55	18.3	0	0	0	0	0	0	0

2022 South Florida

	REC	Yds	Avg.	TD	Rush	Yds	TD	KR	YDS	TD
BYU	2	10	5	0	1	12	0	1	89	1
Howard	2	52	26	0	0	0	0	1	32	0
@ Florida	0	0	0	0	0	0	0	0	0	0
East Carolina	8	180	22.5	2	1	10	0	0	0	0
@ Cincinnati	1	2	2	0	2	10	0	0	0	0
Tulane	5	98	19.6	1	1	2	0	0	0	0
@ Houston	4	39	9.8	0	1	-6	0	0	0	0
@ Temple	1	18	18	0	2	51	1	0	0	0
SMU	3	60	20	0	0	0	0	1	20	0
@ Tulsa	6	42	7	0	0	0	0	4	68	0
UCF	5	50	10	0	1	16	0	0	0	0

2023 Colorado

	REC	Yds	Avg.	TD	Rush	Yds	TD	PR	YDS	TD
@ TCU	11	117	10.6	1	0	0	0	1	2	0
Nebraska	8	64	8	0	1	-1	0	2	11	0
Colorado St.	7	66	9.4	1	0	0	0	0	0	0
@ Oregon	1	-4	-4	0	0	0	0	1	2	0
USC	7	84	12	2	1	19	0	0	0	0
@ ASU	5	49	9.8	0	0	0	0	1	-2	0
Stanford	5	60	12	0	0	0	0	1	6	0

CAREER HIGHS

CAREER HIGHS Overall

At CU

Receptions	11, TCU, 9/2/23	11, TCU, 9/2/23
Rec. Yards	180, East Carolina, 10/1/22	117, TCU, 9/2/23
Avg. YPC	22.5, East Carolina, 10/1/22	12, USC, 9/30/23
Rec. TD	2, 2X, USC 9/30/22	2, USC, 9/30/23
Long. Rec.	91, East Carolina, 10/1/22	30, USC, 9/30/23

- Set the school record for most receptions in the first game of his CU career.



6 Tar'Varish Dawson Jr.

So. • WR

CAREER STATS

	GP	Rec	Yds	avg.	TD	Rush	Yds	TD
2022 (Aub)	2	2	30	15	0	2	10	0
2023 (CU)	5	14	124	8.8	1	1	8	1
Totals	7	16	154	9.6	1	3	18	1

GAME-BY-GAME-STATS

2022 Auburn

	REC	Yds	Avg.	TD	Rush	Yds	TD
SJSU	1	22	22	0	1	4	0
Mercer	1	8	8	0	1	6	0

2023 Colorado

	REC	Yds	Avg.	TD	Rush	Yds	TD
@ TCU	3	9	3	0	0	0	0
Nebraska	3	41	13.6	1	1	8	1
Colorado St.	5	60	12	0	0	0	0
@ Oregon	3	14	4.6	0	0	0	0
USC	0	0	0	0	0	0	0

CAREER HIGHS

CAREER HIGHS	Overall	At CU
Receptions	5, CSU, 9/16/23	5, CSU, 9/16/23
Rec. Yards	41, Nebraska, 9/9/23	60, CSU, 9/9/23
Avg. YPC	22, SJSU, 9/10/22	13.6, Nebraska, 9/9/23
Long. Rec.	30, Nebraska, 9/9/23	30, Nebraska, 9/9/23

7 Jaylen Ellis

Jr. • WR

CAREER STATS

	GP	Rec	Yds	avg.	TD	Rush	Yds	TD
2020 (Bay)	8	2	41	20.5	0	0	0	0
2021 (Bay)	1	1	3	3	0	0	0	0
2022 (Bay)	5	3	154	51.3	1	0	0	0
Totals	14	6	198	33	1	0	0	0

GAME-BY-GAME-STATS

2020 Baylor

	REC	Yds	Avg.	TD	Rush	Yds	TD
Kansas	0	0	0	0	0	0	0
@ WV	0	0	0	0	0	0	0
TCU	0	0	0	0	0	0	0
@ Iowa St	0	0	0	0	0	0	0
@ Tx. Tech	0	0	0	0	0	0	0
Kansas St	0	0	0	0	0	0	0
@ Oklahoma	1	39	39	0	0	0	0
Oklahoma St	1	2	2	0	0	0	0

2021 Baylor

	REC	Yds	Avg.	TD	Rush	Yds	TD
WV	1	3	3	0	0	0	0

2022 Baylor

	REC	Yds	Avg.	TD	Rush	Yds	TD
Albany	1	50	50	0	0	0	0
@ BYU	0	0	0	0	0	0	0
Texas State	0	0	0	0	0	0	0
@ Texas	1	47	47	1	0	0	0
Air Force	1	57	57	0	0	0	0

CAREER HIGHS

CAREER HIGHS	Overall	At CU
Receptions	1, 6X, AF, 12/22/22	
Rec. Yards	57, AF, 12/22/22	
Long. Rec.	57, AF, 12/22/22	



7 Cam'Ron Silmon-Craig

Jr. • S

CAREER STATS

	GP	UT-AT—TT	TFL	Sacks	FF	FR	Int	QBH	PBU
2021 (JSU)	12	28-13—41	2.5-13	1.5-7	1	1	3-(11)	2	5
2022 (JSU)	13	37-26—63	5.5-24	1.5-14	0	1	2-(0)	1	1
2023 (CU)	7	21-3—24	2-2	1-1	0	0	3-(4)	0	1
TOTALS	32	86-42—128	10-39	4-22	1	2	8-(15)	3	7

GAME-BY-GAME-STATS

2021 (Jackson State)

	SOLO	AST	TOT	TFL	SCK	YDS	FF	FR	INT	QBH	PBU	SF
Tenn. State	2	1	3	0	0	0	0	0	0	0	2	0
@ ULM	1	0	1	0	0	0	0	0	0	0	1	0
Delta St.	2	0	2	0	0	0	0	0	0	0	0	0
@ Ala. A&M	0	0	0	0	0	0	0	0	0	0	1	0
Ala. State	2	1	3	0	0	0	0	0	0	0	0	0
B-Cookman	4	0	4	1	1	4	0	0	1	0	1	0
@MVSU	3	3	6	.5	.5	3	0	0	0	1	0	0
Tx. Southern	4	0	4	0	0	0	0	0	0	0	0	0
@ Southern	2	3	5	0	0	0	0	0	0	0	0	0
PV A&M	2	2	4	0	0	0	0	0	2	1	0	0
SC State	6	3	9	1	0	0	1	0	0	0	0	0

2022 (Jackson State)

	SOLO	AST	TOT	TFL	SCK	YDS	FF	FR	INT	QBH	PBU	SF
Florida A&M	2	3	5	1	1	11	0	0	0	0	0	0
Ten. St.	7	4	11	1.5	0	0	0	0	0	0	0	0
Grambling	1	0	1	0	0	0	0	1	1	0	0	0
Miss. Valley	4	2	6	0	0	0	0	0	0	1	0	0
@ Ala. St.	2	1	3	1	0	0	0	0	0	0	0	0
B-Cookman	2	0	2	0	0	0	0	0	0	0	1	0
Campbell	1	0	1	0	0	0	0	0	0	0	0	0
Southern	4	1	5	0	0	0	0	0	0	0	0	0
@Tx. South.	7	4	11	0	0	0	0	0	0	0	0	0
Ala. A&M	3	3	6	1.5	0	0	0	0	0	0	0	0
@ Alcorn	0	3	3	0.5	0.5	3	0	0	0	0	0	0
Southern	4	2	6	0	0	0	0	0	1	0	0	0
N.C. Central	0	3	3	0	0	0	0	0	0	0	0	0

2023 (Colorado)

	GP	UT-AT—TT	TFL	Sacks	FF	FR	Int	QBH	PBU
@TCU	Y	0-0—0	0-0	0-0	0	0	0-(0)	0	0
Nebraska	Y	3-0—0	0-0	0-0	0	0	1-(4)	0	0
Colorado St.	Y	9-0—0	1-1	0-0	0	0	1-(0)	0	0
@ Oregon	Y	5-1—6	1-1	1-1	0	0	0-(0)	0	0
USC	Y	2-0—0	0-0	0-0	0	0	1-(0)	0	0
@ASU	Y	2-1—3	0-0	0-0	0	0	0-(0)	0	1
Stanford	Y	0-1—1	0-0	0-0	0	0	0-(0)	0	0

CAREER HIGHS

CAREER HIGHS	Overall	At CU
Solo Tackles	7, 2X, Texas Southern, 11/5/22	9, CSU, 9/16/23
Ast Tackles	4, 2X, Texas Southern, 11/5/22	
Total Tackles	11, 2X, Texas Southern, 11/5/22	9, CSU, 9/16/23
Pass Breakups	2, Tennessee State, 9/11/21	1, ASU, 10/7/23
Interceptions	1, 8X, USC, 10/7/23	1, 3X, USC, 9/30/23

- Currently leads the team in interceptions (3) giving him eight for his career.

8 Kavosiey Smoke

Gr. • RB

CAREER STATS

	GPRush	Yds	avg.	TD	Rec	Yds	TD
2018 (Kent)	2	4	45	11.25	1	0	0
2019 (Kent)	13	101	616	6.1	6	2	26
2020 (Kent)	7	47	229	4.9	1	5	25
2021 (Kent)	11	73	385	5.3	3	1	17
2022 (Kent)	12	59	277	4.7	1	3	30
Totals	45	284	1,552	5.5	12	11	98

GAME-BY-GAME-STATS

2018 Kentucky

	Rush	Yds	Avg.	TD	Rec	Yds	TD
@ Louisville	4	45	11.3	1	0	0	0
@ Penn St.	0	0	0	0	0	0	0

2019 Kentucky

Toledo	7	78	11.1	1	0	0	0
E-Michigan	11	92	8.4	1	0	0	0
Florida	16	81	5.1	0	1	-2	0
@ Miss. St	10	25	2.5	1	0	0	0
@ SC	2	7	3.5	0	0	0	0
Arkansas	11	45	4.1	0	0	0	0
@ Georgia	1	5	5	0	0	0	0
Missouri	3	8	2.7	1	0	0	0
Tennessee	8	58	7.3	1	0	0	0
@ Vanderbilt	15	95	6.3	1	1	28	0
UT Martin	11	40	3.6	0	0	0	0
Louisville	2	75	37.5	0	0	0	0
Virginia Tech	4	7	1.8	0	0	0	0

2020 Kentucky

@ Auburn	7	62	8.9	1	2	10	0
Ole Miss	5	29	5.8	0	0	0	0
Georgia	0	0	0	0	1	6	0
Vanderbilt	3	20	6.7	0	1	9	0
@ Alabama	9	26	2.9	0	1	0	0
@ Florida	14	47	3.4	0	0	0	0
NC State	9	45	5	0	0	0	0

2021 Kentucky

ULM	5	26	5.2	0	0	0	0
Missouri	8	39	4.9	0	0	0	0
Chatt.	7	27	3.9	0	0	0	0
@ SC	9	50	5.6	1	1	17	0
Florida	4	17	4.3	0	0	0	0
LSU	12	104	8.7	0	0	0	0
@ Georgia	5	14	2.8	0	0	0	0
@ Miss State	8	19	2.4	0	0	0	0
Tennessee	11	53	4.8	1	0	0	0
@ Vanderbilt	1	1	1	0	0	0	0
NM State	3	35	11.7	1	0	0	0

2022 Kentucky

Miami (OH)	7	32	4.6	0	2	16	0
@ Florida	14	80	5.7	0	0	0	0
Youngstown	18	66	3.7	1	1	14	0
NIU	12	85	7.1	0	0	0	0
@ Ole Miss	2	6	3	0	0	0	0
SC	0	0	0	0	0	0	0
Miss State	3	6	2	0	0	0	0
@ Tennessee	0	0	0	0	0	0	0
@ Missouri	3	2	.7	0	0	0	0
Vanderbilt	0	0	0	0	0	0	0
Georgia	0	0	0	0	0	0	0
Louisville	0	0	0	0	0	0	0

CAREER HIGHS



CAREER HIGHS Overall	At CU
Rushes	18, Youngstown State, 9/17/22
Rush Yards	104, LSU, 10/9/21
Rush TD	1, 12X, Youngstown State, 9/17/22
Long. Rush	70, Louisville, 11/30/19

8 Jahquez Robinson

Gr. • S

CAREER STATS

	GP	UT-AT—TT	TFL	Sacks	FF	FR	Int	QBH	PBU
2022 (Ala)	6	1-1—2	.5-0	.5-0	0	0	0-0	0	0
2023 (CU)	2	4-1—2	0-0	0-0	0	0	1-0	0	0
TOTALS	8	5-2—7	0-0	0-0	0	1	1-0	0	0

GAME-BY-GAME-STATS

2022 (Alabama)

	SOLO	AST	TOT	TFL	SCK	YDS	FF	FR	INT	QBH	PBU	SF
Utah State	0	0	0	0	0	0	0	0	0	0	0	0
La. Monroe	0	0	0	0	0	0	0	0	0	0	0	0
Vanderbilt	0	1	1	.5	.5	0	0	0	0	0	0	0
Miss. State	1	0	1	0	0	0	0	0	0	0	0	0
@ LSU	0	0	0	0	0	0	0	0	0	0	0	0
Kansas State	0	0	0	0	0	0	0	0	0	0	0	0

2023 (Colorado)

	GP	UT-AT—TT	TFL	Sacks	FF	FR	Int	QBH	PBU
@ Oregon	Y	1-1—2	0-0	0-0	0	0	1-(0)	0	0
USC	Y	3-0—3	0-0	0-0	0	0	0-(0)	0	0

CAREER HIGHS

CAREER HIGHS Overall

At CU

Solo Tackles	1, Mississippi State, 10/22/22
Ast Tackles	1, Vanderbilt, 9/24/22
Total Tackles	1, 2X, Mississippi State 10/22/22



9 Derrick McLendon

Gr. • OLB

Ast Tackles 5, Clemson, 10/15/22
Total Tackles 8, Clemson, 10/15/22

CAREER STATS

	GP	UT-AT—TT	TFL	Sacks	FF	FR	Int	QBH	PBU
2019 (FSU)	1	0-1—1	.5-1	0-0	0	0	0-(0)	0	0
2020 (FSU)	5	5-1—6	2-3	0-0	0	0	0-(0)	0	0
2021 (FSU)	10	7-9—16	4.5-14	3.5-11	1	0	0-(0)	1	0
2022 (FSU)	13	17-20—37	5-19	3.5-16	0	1	0-(0)	3	0
2023 (CU)	7	5-3—7	1.5-7	1.5-7	1	0	0-(0)	0	0
TOTALS	35	34-34—68	13.5-44	8.5-34	2	1	0-(0)	4	0

GAME-BY-GAME-STATS

2019 (Florida State)

	GP	UT-AT—TT	TFL	Sacks	FF	FR	Int	QBH	PBU
Syracuse	Y	0-1—1	0-0	0-0	0	0	0-(0)	0	0

2020 (Florida State)

	GP	UT-AT—TT	TFL	Sacks	FF	FR	Int	QBH	PBU
G-Tech	Y	1-0—1	0-0	0-0	0	0	0-(0)	0	0
@Miami (FL)	Y	0-1—1	0-0	0-0	0	0	0-(0)	0	0
N-Carolina	Y	1-0—1	1-2	0-0	0	0	0-(0)	0	0
Pittsburgh	Y	2-0—2	1-1	0-0	0	0	0-(0)	0	0
Duke	Y	1-0—1	0-0	0-0	0	0	0-(0)	0	0

2021 (Florida State)

	GP	UT-AT—TT	TFL	Sacks	FF	FR	Int	QBH	PBU
N-Dame	Y	1-0—1	0-0	0-0	0	0	0-(0)	0	0
J-Ville State	Y	1-1—2	1.5-5	.5-2	1	0	0-(0)	0	0
@W-Forest	Y	1-3—4	1.5-7	1.5-7	0	0	0-(0)	1	0
Louisville	Y	0-1—1	0-0	0-0	0	0	0-(0)	0	0
Mass.	Y	0-1—1	.5-1	.5-1	0	0	0-(0)	0	0
@Clemson	Y	1-2—3	0-0	0-0	0	0	0-(0)	0	0
N-Carolina	Y	1-0—1	0-0	0-0	0	0	0-(0)	0	0
Miami (FL)	Y	0-0—0	0-0	0-0	0	0	0-(0)	0	0
BC	Y	2-0—2	1-1	1-1	0	0	0-(0)	0	0
@ Florida	Y	0-1—1	0-0	0-0	0	0	0-(0)	0	0

2022 (Florida State)

	GP	UT-AT—TT	TFL	Sacks	FF	FR	Int	QBH	PBU
Duquesne	Y	0-1—1	0-0	0-0	0	0	0-(0)	0	0
LSU	Y	1-1—2	0-0	0-0	0	0	0-(0)	1	0
@ Louisville	Y	3-0—3	1-5	1-5	0	1	0-(0)	1	0
BC	Y	1-4—5	0-0	0-0	0	0	0-(0)	0	0
Wake Forest	Y	1-2—3	.5-1	.5-0	0	0	0-(0)	0	0
@N-Carolina	Y	2-0—2	1-5	1-5	0	0	0-(0)	0	0
Clemson	Y	3-5—8	1-6	1-6	0	0	0-(0)	0	0
G-Tech	Y	0-1—1	0-0	0-0	0	0	0-(0)	0	0
Miami (FL)	Y	1-2—3	0-0	0-0	0	0	0-(0)	0	0
@ Syracuse	Y	1-0—1	1-2	0-0	0	0	0-(0)	0	0
Louisiana	Y	0-1—1	0-0	0-0	0	0	0-(0)	0	0
Florida	Y	3-2—5	.5-0	.5-0	0	0	0-(0)	1	0
Oklahoma	Y	1-1—2	0-0	0-0	0	0	0-(0)	0	0

2023 (Colorado)

	GP	UT-AT—TT	TFL	Sacks	FF	FR	Int	QBH	PBU
@ TCU	Y	1-0—1	0-0	0-0	0	0	0-(0)	0	0
Nebraska	Y	0-0—0	0-0	0-0	0	0	0-(0)	0	0
Colorado St.	Y	2-0—2	0-0	0-0	1	0	0-(0)	0	0
@ Oregon	Y	0-1—1	0-0	0-0	0	0	0-(0)	0	0
USC	Y	0-2—2	.5-3	.5-3	0	0	0-(0)	0	0
@ ASU	Y	1-0—1	1-4	1-4	0	0	0-(0)	0	0
Stanford	Y	1-0—1	0-0	0-0	0	0	0-(0)	0	0

CAREER HIGHS

CAREER HIGHS	Overall	At CU
Solo Tackles	3, 3X, Florida, 11/25/22	2, CSU, 9/16/23



9 Anthony Hankerson

So. • RB

CAREER STATS

	GPRush	Yds	avg.	TD	Rec	Yds	TD
2022 (CU)	8	68	274	4	3	5	24
2023 (CU)	7	54	235	4.5	1	6	30
Totals	15	124	509	4.1	4	11	54

GAME-BY-GAME-STATS

2022 Colorado

	Rush	Yds	Avg.	TD	Rec	Yds	TD
UCLA	7	25	3.6	0	1	4	0
Arizona	12	68	5.7	1	2	7	0
California	16	47	2.9	1	1	-2	0
Ore. State	3	0	0	0	0	0	0
Oregon	11	54	4.9	0	1	15	0
USC	5	21	4.2	0	0	0	0
Washington	6	13	2.2	0	0	0	0
Utah	8	46	5.8	1	0	0	0

2023 Colorado

	Rush	Yds	Avg.	TD	Rec	Yds	TD
@TCU	9	21	2.3	0	0	0	0
Nebraska	6	26	4.3	0	1	8	0
Colorado St	2	4	2	0	1	-1	0
@ Oregon	5	31	6.2	0	0	0	0
USC	16	74	4.6	1	2	9	0
@ ASU	10	58	5.8	0	4	23	0
Stanford	8	25	3.1	0	0	0	0

CAREER HIGHS

CAREER HIGHS	Overall	At CU
Rushes	16, California, 10/15/22	
Rush Yards	68, Arizona, 10/1/22	
Rush TD	1, 3X, Utah, 11/26/22	

10 Kyndrich Breedlove

So. • CB

CAREER STATS

	GP	Solo	AST	TOT	TFL	SCK	FF	FR	INT	QBH	PBU	SF
2021 (Miss)	9	0	1	1	0	0	0	0	0	0	0	0

CAREER STATS

	GP	UT-AT—TT	TFL	Sacks	FF	FR	Int	QBH	PBU
2021 (MISS)	9	0-1—1	0-0	0-0	0	0	0-(0)	0	0
2023 (CU)	3	6-0—6	1-1	0-0	0	0	0-(0)	0	0
TOTALS	12	6-1—7	1-1	0-0	0	0	0-(0)	0	0

GAME-BY-GAME-STATS

2021 (Ole Miss)

	SOLO	AST	TOT	TFL	SCK	YDS	FF	FR	INT	QBH	PBU	SF
Louisville	0	0	0	0	0	0	0	0	0	0	0	0
Austin Peay	0	1	1	0	0	0	0	0	0	0	0	0
Tulane	0	0	0	0	0	0	0	0	0	0	0	0
LSU	0	0	0	0	0	0	0	0	0	0	0	0
Liberty	0	0	0	0	0	0	0	0	0	0	0	0
Texas A&M	0	0	0	0	0	0	0	0	0	0	0	0
@Vanderbilt	0	0	0	0	0	0	0	0	0	0	0	0
@ Miss. St.	0	0	0	0	0	0	0	0	0	0	0	0
Baylor	0	0	0	0	0	0	0	0	0	0	0	0

2023 (Colorado)

	GP	UT-AT—TT	TFL	Sacks	FF	FR	Int	QBH	PBU
@TCU	Y	0-0—0	0-0	0-0	0	0	0-(0)	0	0
Nebraska	Y	1-0—1	0-0	0-0	0	0	0-(0)	0	0
Colorado St.	Y	5-0—5	1-1	0-0	0	0	0-(0)	0	0

CAREER HIGHS

CAREER HIGHS	Overall	At CU
Solo Tackles	5, CSU, 9/16/23	
Ast Tackles	1, Austin Peay, 9/11/21	
Total Tackles	5, CSU, 9/16/23	



10 Xavier Weaver

Gr. • WR

CAREER STATS

	GP	Rec	Yds	Avg.	TD
2019 (USF)	12	12	166	13.8	0
2020 (USF)	7	10	136	13.6	0
2021 (USF)	10	41	715	17.4	2
2022 (USF)	9	53	718	13.5	6
2023 (CU)	7	50	631	12.6	4
Totals	42	166	2,366	14.2	12

GAME-BY-GAME STATS**2019 (South Florida)**

	REC	Yds	Avg.	TD
Wisconsin	1	6	6	0
@ G-Tech	0	0	0	0
SC State	2	18	9	0
SMU	0	0	0	0
@ UCONN	2	34	17	0
BYU	1	8	8	0
@ Navy	1	2	2	0
@ E-Carolina	0	0	0	0
Temple	2	47	23.5	0
Cincinnati	2	39	19.5	0
Memphis	0	0	0	0
@ UCF	1	12	12	0

2020 (South Florida)

	REC	Yds	Avg.	TD
The Citadel	1	6	6	0
@ N-Dame	1	6	6	0
@ Cincinnati	0	0	0	0
Tulsa	2	26	13	0
@ Memphis	1	7	7	0
@ Houston	1	26	26	0
UCF	4	65	16.3	0

2021 (South Florida)

	REC	Yds	Avg.	TD
@ NC State	2	73	36.5	0
Florida	2	68	34	0
Florida A&M	5	77	15.4	1
@ BYU	5	76	15.2	0
@ SMU	3	34	11.3	0
Tulsa	4	52	13	0
@ E-Carolina	5	91	18.2	1
Houston	6	105	17.5	0
Cincinnati	5	64	12.8	0
@ UCF	4	75	18.7	0

2022 (South Florida)

	REC	Yds	Avg.	TD
BYU	5	113	22.6	0
Howard	7	57	8.1	0
@ Florida	8	82	10.2	0
E-Carolina	5	55	11	0
@ Cincinnati	7	112	16	2
Tulane	4	36	9	1
@ Houston	7	84	12	0
@ Temple	6	119	19.8	2
SMU	4	60	15	1

2023 (Colorado)

	REC	Yds	Avg.	TD
@ TCU	6	118	19.6	0
Nebraska	10	170	17	1
Colorado St	9	98	10.8	1
@ Oregon	9	75	8.3	0

USC	7	29	4.1	0
@ ASU	2	17	8.5	0
Stanford	7	124	17.7	2

CAREER HIGHS

CAREER HIGHS	Overall	At CU
Receptions	8, Florida, 9/17/22	10, Nebraska, 9/9/23
Rec. Yards	119, Temple, 11/5/22	170, Nebraska, 9/9/23
Rec. TD	2, 2X, Temple, 11/5/22	1, 2X, CSU, 9/16/23
Long. Rec.	63, Temple, 11/5/22	

- His 24 yard touchdown reception in the first quarter against CSU was his second touchdown of the season and he caught a touchdown for the second straight game. It is his 10th career touchdown reception.
- He was the first Colorado receiver to have over 100 receiving yards in his first two games.
- Scored his first career rushing touchdown against Arizona State.
- Has scored two rushing touchdowns in 2023.
- Had a 51 yard punt return against Arizona State.



12 Travis Hunter

So. • CB/WR

CAREER DEFENSIVE STATS

	GP	UT-AT—TT	TFL	Sacks	FF	FR	Int	QBH	PBU
2022 (JSU)	8	15-5—20	0-0	0-0	0	1	2-44	0	10
2023 (CU)	4	11-3—14	0-0	0-0	0	0	1-0	0	2
TOTALS	12	26-8—34	0-0	0-0	0	1	3-44	0	12

CAREER OFFENSIVE STATS

	GP	Rec	Yds	avg.	TD	Rush	Yds	TD
2022 (JSU)	8	18	188	10.4	4	1	-10	0
2023 (CU)	4	29	353	12.1	2	0	0	0
TOTALS	12	34	541	15.9	6	0	0	0

GAME-BY-GAME-STATS-DEFENSE

2022 (Jackson State)

	GP	UT-AT—TT	TFL	Sacks	FF	FR	Int	QBH	PBU
Fla. A&M	Y	0-0—0	0-0	0-0	0	0	0-(0)	0	2
Campbell	Y	2-2—4	0-0	0-0	0	0	0-(0)	0	0
Southern	Y	1-1—2	0-0	0-0	0	1	0-(0)	0	0
@ Tx. South	Y	1-0—1	0-0	0-0	0	0	0-(0)	0	4
Ala. A&M	Y	0-1—1	0-0	0-0	0	0	1-(0)	0	0
@ Alcorn	Y	4-0—4	0-0	0-0	0	0	1-(44)	0	3
Southern	Y	3-0—3	0-0	0-0	0	0	0-(0)	0	0
N.C. Central	Y	4-1—5	0-0	0-0	0	0	0-(0)	0	1

2023 (Colorado)

	GP	UT-AT—TT	TFL	Sacks	FF	FR	Int	QBH	PBU
@ TCU	Y	1-2—3	0-0	0-0	0	0	1-(0)	0	1
Nebraska	Y	4-0—4	0-0	0-0	0	0	0-(0)	0	1
Colorado St.	Y	1-1—2	0-0	0-0	0	0	0-(0)	0	0
Stanford	Y	5-0—5	0-0	0-0	0	0	0-(0)	0	0

GAME-BY-GAME-STATS-OFFENSE

2022 (Jackson State)

	REC	Yds	Avg.	TD	Rush	Yds	TD
Florida A&M	0	0	0	0	0	0	0
Campbell	4	24	6	0	0	0	0
Southern	1	4	4	0	0	0	0
@ Tx-South	2	25	12.5	0	0	0	0
Ala. A&M	4	38	9.5	1	0	0	0
@ Alcorn	2	49	24.5	1	1	-10	0
@ Southern	1	1	1	0	0	0	0
N.C. Central	4	47	11.75	2	0	0	0

2023 (Colorado)

	REC	Yds	Avg.	TD	Rush	Yds	TD
@ TCU	11	119	10.8	0	0	0	0
Nebraska	3	73	24.3	0	0	0	0
Colorado St.	2	21	10.5	0	0	0	0
Stanford	13	140	10.7	2	0	0	0

CAREER HIGHS

CAREER HIGHS

	Overall	At CU
Solo Tackles	5, Stanford, 10/13/23	5, Stanford, 10/13/23
Ast Tackles	2, 2X, TCU, 10/22/22	2, TCU, 9/2/23
Total Tackles	5, N.C. Central, 12/17/22	5, Stanford, 10/13/23
Pass Breakups	4, Texas Southern, 11/5/22	1, TCU, 9/2/23
Interceptions	1, 3X, TCU, 9/2/23	1, TCU, 9/2/23
Receptions	13, Stanford, 10/13/23	13, Stanford, 10/13/23
Rec. Yards	140, Stanford, 10/13/23	140, Stanford, 10/13/23
Rec. TD	2, 2X, Stanford, 10/13/23	2, Stanford, 10/13/23
Long. Rec.	43, TCU, 9/2/23	43, TCU, 9/2/23

defense (old record 114 by four players at UCLA in 2015).

- SCHOOL RECORD (tied): Most receptions in a starting debut at wide receiver (matched Jimmy Horn Jr. from Saturday and Laviska Shenault vs. Colorado State in 2018).
- SCHOOL RECORD: Most receptions, first CU game of career (tied with Jimmy Horn Jr., old record eight by three players, last Shay Fields vs. Colorado State, 8/29/14).
- Hunter is the only FBS player in at least the last 20 seasons to record 100 yards receiving and an interception in the same game.
- After his performance against TCU in week one he was named: the Bronko Nagurski National Player of the Week, Lott IMPACT Trophy National Player of the Week, Paul Hornung Award Player of the Week, and the Pac-12 defensive player of the week.
- Named a Preseason First-Team All-American as an All Purpose player by AP and Athlon.

- SCHOOL RECORD: 138 plays from scrimmage, 59-of-81 on offense, 79-of-79 on



13 Sav'ell Smalls

Jr. • DE

CAREER STATS

	GP	UT-AT—TT	TFL	Sacks	FF	FR	Int	QBH	PBU
2020 (Wash)	4	5-2—7	0-0	0-0	0	0	0-0	0	0
2021 (Wash)	12	8-3—11	0-0	0-0	0	1	0-0	2	0
2022 (Wash)	13	18-10—28	1-0	0-0	0	0	0-0	1	0
2023 (CU)	3	0-2—2	0-0	0-0	0	0	0-0	1	0
TOTALS	32	20-14—34	1-0	0-0	0	1	0-0	4	0

GAME-BY-GAME-STATS

2020 (Washington)

	SOLO	AST	TOT	TFL	SCK	YDS	FF	FR	INT	QBH	PBU	SF
Ore. State	0	0	0	0	0	0	0	0	0	0	0	0
Arizona	1	0	1	0	0	0	0	0	0	0	0	0
Utah	3	2	5	0	0	0	0	0	0	0	0	0
Stanford	1	0	1	0	0	0	0	0	0	0	0	0

2021 (Washington)

	SOLO	AST	TOT	TFL	SCK	YDS	FF	FR	INT	QBH	PBU	SF
Montana	1	0	1	0	0	0	0	0	0	0	0	0
@ Michigan	0	0	0	0	0	0	0	0	0	0	0	0
Arkansas St.	0	0	0	0	0	0	0	1	0	0	0	0
California	0	0	0	0	0	0	0	0	0	0	0	0
@Ore. State	0	1	1	0	0	0	0	0	0	0	0	0
UCLA	0	1	1	0	0	0	0	0	0	0	0	0
@ Arizona	0	0	0	0	0	0	0	0	0	0	0	0
@ Stanford	1	0	1	0	0	0	0	1	0	1	0	0
Oregon	3	1	4	0	0	0	0	0	0	0	0	0
Arizona St.	0	0	0	0	0	0	0	0	0	0	0	0
@ Colorado	3	0	3	0	0	0	0	0	0	1	0	0
Wsh-State	0	0	0	0	0	0	0	0	0	0	0	0

2022 (Washington)

	SOLO	AST	TOT	TFL	SCK	YDS	FF	FR	INT	QBH	PBU	SF
Kent. St.	3	3	6	0	0	0	0	0	0	0	0	0
Portland St.	1	1	2	0	0	0	0	0	0	0	0	0
Michigan St.	2	0	2	1	0	0	0	0	0	0	0	0
Stanford	0	0	0	0	0	0	0	0	0	0	0	0
@ UCLA	0	0	0	0	0	0	0	0	0	0	0	0
@ ASU	0	0	0	0	0	0	0	0	0	0	0	0
Arizona	0	0	0	0	0	0	0	0	0	0	0	0
@ California	0	0	0	0	0	0	0	0	0	0	0	0
Oregon St.	0	0	0	0	0	0	0	0	0	0	0	0
@ Oregon	1	2	3	0	0	0	0	0	0	0	0	0
Colorado	0	0	0	0	0	0	0	0	0	0	0	0
@ Wsh-State	0	0	0	0	0	0	0	0	0	0	0	0
Texas	0	1	1	0	0	0	0	0	0	1	0	0

2023 (Colorado)

	GP	UT-AT—TT	TFL	Sacks	FF	FR	Int	QBH	PBU
@ TCU	Y	0-0—0	0-0	0-0	0	0	0-(0)	0	0
Nebraska	Y	0-0—0	0-0	0-0	0	0	0-(0)	1	0
@ Oregon	Y	0-2—2	0-0	0-0	0	0	0-(0)	0	0

CAREER HIGHS

CAREER HIGHS	Overall	At CU
Solo Tackles	3, 2X, Kent. State, 9/3/22	
Ast Tackles	3, Kent State, 9/3/22	
Total Tackles	6, Kent State, 9/3/22	
Tackle for Loss	1, Michigan State, 9/17/22	

14 Omarion Miller

Fr. • WR

CAREER STATS

	GP	Rec	Yds	Avg.	TD
2023 (CU)	3	8	205	25.6	1
Totals	3	8	205	25.6	1

GAME-BY-GAME STATS

2023 (Colorado)

	REC	Yds	Avg.	TD
USC	7	196	28	1
@ ASU	1	9	9	0
Stanford	0	0	0	0

- Named Pac-12 Freshman of the Week after his performance against USC.
- His 196 yards was the most ever by a freshman in school history.
- Miller had the most receiving yards in a game since KD Nixon in 2019.



15 Mark Vassett

Jr. • P

CAREER STATS

	GP	ATT	YDS	AVG	LONG	TB	FC	I20	50+	BLK
2021 (Lou)	13	48	2,009	41.8	73	2	23	17	6	0
2022 (Lou)	13	52	2,321	44.6	68	4	10	19	10	0
2023 (CU)	7	34	1,492	43.8	60	1	1	12	11	1
TOTALS	33	134	5,822	43.4	73	7	34	46	27	1

GAME-BY-GAME-STATS

2021 (Louisville)

	ATT	YDS	AVG	LONG	TB	FC	I2050+	BLK
Ole Miss	3	133	44.3	53	0	2	1	1
E-Kentucky	6	232	38.6	43	0	3	3	0
UCF	5	198	39.6	48	0	3	2	0
@Fla-State	6	288	48	73	1	2	3	2
@W-Forest	4	176	44	50	0	3	3	1
Virginia	4	184	46	56	0	2	0	1
BC	3	120	40	42	0	2	1	0
@NC State	3	125	41.6	45	0	2	1	0
Clemson	6	246	41	47	0	2	1	0
Syracuse	3	104	34.6	41	0	1	2	0
@Duke	0	0	0	0	0	0	0	0
Kentucky	3	110	36.6	40	0	1	0	0
Air Force	2	93	46.5	59	1	0	0	1

2022 (Louisville)

	ATT	YDS	AVG	LONG	TB	FC	I2050+	BLK
@Syracuse	3	137	45.6	54	0	0	2	1
@UCF	4	293	48.2	55	0	1	1	1
Fla. State	5	232	46.4	55	0	1	4	2
S-Florida	3	133	44.3	45	0	1	0	0
@BC	4	188	47	52	1	0	0	2
@Virginia	4	169	42.2	48	0	1	0	0
Pittsburgh	6	257	42.8	48	1	0	2	0
Wake Forest	3	121	40.3	48	0	2	1	0
JM	3	135	45	47	1	0	0	0
@Clemson	6	285	47.5	68	1	2	2	2
NC State	5	201	40.2	52	0	1	3	1
@Kentucky	4	178	44.5	47	0	0	2	0
Cincinnati	2	92	46	56	0	1	2	1

2023 (Colorado)

	ATT	YDS	AVG	LONG	TB	FC	I2050+	BLK
@TCU	3	133	44.3	56	0	0	1	1
Nebraska	4	153	38.2	43	1	0	2	0
Colorado St.	5	242	48.4	54	0	0	2	3
@Oregon	8	320	40	56	0	0	3	1
USC	4	169	42.25	48	0	0	0	0
@ASU	7	347	49.57	60	0	0	2	5
Stanford	3	128	42.7	57	0	0	2	1

CAREER HIGHS

CAREER HIGHS	Overall	At CU
Long Punt	73, Florida State, 9/25/21	60, ASU, 9/23/23
Average Punt	48, Cental Florida, 9/17/21	48.4, CSU, 9/16/23
Fair Catches	3, 3X, Wake Forest, 10/2/21	
Inside the 20	4, Florida State, 9/16/22	2, 2X, USC, 10/7/23

16 Alejandro Mata

So. • K

CAREER STATS

	GP	FGA	FGM	LONG	BLK	PAT	PAT/M	BLK
2022 (JSU)	13	13	12	38	1	51	50	0
2023 (CU)	6	5	4	43	0	11	10	1
Total	19	18	16	43	1	67	65	1

GAME-BY-GAME-STATS

2022 (Jackson State)

	FGA	FGM	BLK	LONG	PAT/APAT/M	BLK
Florida A&M	1	1	0	36	8	8
Tenn. State	4	3	1	30	1	1
Grambling	1	2	0	26	7	7
MVSU	0	0	0	0	5	5
@Ala. St.	1	1	0	36	2	2
B-Cookman	0	0	0	0	5	5
Campbell	3	3	0	26	2	1
Southern	0	0	0	0	3	3
Tx. Southern	0	0	0	0	5	5
Ala. A&M	0	0	0	0	3	3
@Alcorn	1	1	0	38	3	3
Southern	2	2	0	33	3	3
N.C. Central	0	0	0	0	4	4

2023 (Colorado)

	FGA	FGM	BLK	LONG	PAT/APAT/M	BLK
@TCU	0	0	0	0	1	1
Colorado St.	2	2	0	41	1	1
@Oregon	0	0	0	0	1	0
USC	0	0	0	0	5	5
@ASU	2	2	0	43	3	3
Stanford	0	1	0	0	5	5

CAREER HIGHS

CAREER HIGHS	Overall	At CU
FGM	3, 2X, Campbell, 10/22/22	2, 2X, USC, 10/7/23
FG Long	43, ASU, 10/7/23	43, ASU, 10/7/23
PAT Made	8, Florida A&M, 9/4/22	5, USC, 9/16/23

- Recorded his 100th career point against Arizona State.



17 Jace Feely

So. • K

CAREER STATS

	GP	FGA	FGM	LONG	BLK	PAT	PAT/M	MP	Punt	YDS	KO	TB
2022 (ASU)	4	0	0	0	0	1	1	1	39	4	2	
2023 (CU)	7	7	4	49	1	10	10	0	0	30	16	
TOTALS	11	7	4	49	1	11	11	0	0	34	18	

GAME-BY-GAME-STATS

2022 (Arizona State)

	FGA	FGM	BLK	LONG	PAT/APAT/M	Punt	Yds	KO	Yds	TB
N-Arizona	0	0	0	0	0	0	1	37	1	65
E-Michigan	0	0	0	0	0	0	0	0	1	58
Ore. State	0	0	0	0	1	1	0	0	0	0
@ Arizona	0	0	0	0	0	0	0	0	2	115

2023 (Colorado)

	FGA	FGM	BLK	LONG	PAT/APAT/M	Punt	Yds	KO	Yds	TB
@ TCU	2	1	1	49	5	5	0	0	4	240
Nebraska	3	3	0	32	3	3	0	0	6	405
CSU	0	1	0	0	2	2	0	0	6	379
@ Oregon	0	0	0	0	0	0	0	0	1	61
USC	0	1	0	0	0	0	0	0	6	388
@ ASU	0	1	0	0	0	0	0	0	2	114
Stanford	0	0	0	0	0	0	0	0	6	376

CAREER HIGHS

CAREER HIGHS	Overall	At CU
FG Made	1, TCU, 9/2/23	3, Nebraska, 9/9/23
FG Long	49, TCU, 9/2/23	49, TCU, 9/2/23
PAT Made	5, TCU, 9/2/23	5, TCU, 9/2/23
Touchbacks	2, Arizona, 11/25/22	6, Nebraska, 9/9/23

18 Myles Slusher

Jr. • S

CAREER STATS

	GP	UT-AT—TT	TFL	Sacks	FF	FR	Int	QBH	PBU
2020 (ARK)	6	9-6—15	1-0	0-0	1	0	0-0	0	0
2021 (ARK)	11	33-17—50	3-0	.5-0	0	0	2-0	0	6
2022 (ARK)	6	18-10—28	5-0	2-0	0	0	0-0	0	1
2023 (CU)	3	15-1—16	1.5-8	1-7	0	0	0-0	0	1
TOTALS	26	75-34—109	10.5-7	3.5-7	1	0	2-0	0	8

GAME-BY-GAME-STATS

2020 (Arkansas)

	GP	UT-AT—TT	TFL	Sacks	FF	FR	Int	QBH	PBU
Georgia	Y	0-0—0	0-0	0-0	0	0	0-(0)	0	0
@ Miss State	Y	1-2—3	0-0	0-0	0	0	0-(0)	0	0
@ Texas A&M	Y	1-2—3	0-0	0-0	0	0	0-(0)	0	0
@ Florida	Y	2-2—4	0-0	0-0	0	0	0-(0)	0	0
LSU	Y	5-0—5	1-0	0-0	1	0	0-(0)	0	0
@ Missouri	Y	0-0—0	0-0	0-0	0	0	0-(0)	0	0

2021 (Arkansas)

	GP	UT-AT—TT	TFL	Sacks	FF	FR	Int	QBH	PBU
Ga. South	Y	0-1—1	0-0	0-0	0	0	0-(0)	0	0
Texas A&M	Y	0-0—0	0-0	0-0	0	0	0-(0)	0	0
Georgia	Y	0-1—1	0-0	0-0	0	0	0-(0)	0	0
Ole Miss	Y	0-0—0	0-0	0-0	0	0	0-(0)	0	0
Auburn	Y	4-3—7	0-0	0-0	0	0	0-(0)	0	1
Ark PB	Y	2-2—4	1-0	.5-0	0	0	1-(0)	0	1
Miss St	Y	5-2—7	0-0	0-0	0	0	0-(0)	0	1
LSU	Y	6-0—6	0-0	0-0	0	0	1-(0)	0	2
@ Alabama	Y	5-4—9	1-0	0-0	0	0	0-(0)	0	0
Missouri	Y	6-4—10	0-0	0-0	0	0	0-(0)	0	1
Penn State	Y	5-0—5	1-0	0-0	0	0	0-(0)	0	0

2022 (Arkansas)

	GP	UT-AT—TT	TFL	Sacks	FF	FR	Int	QBH	PBU
Cincinnati	Y	3-0—3	1-0	0-0	0	0	0-(0)	0	0
@ Texas A&M	Y	4-2—6	1-0	0-0	0	0	0-(0)	0	1
Alabama	Y	1-0—1	0-0	0-0	0	0	0-(0)	0	0
@ Auburn	Y	4-1—5	1-0	0-0	0	0	0-(0)	0	0
Liberty	Y	2-3—5	1-0	1-0	0	0	0-(0)	0	0
Ole Miss	Y	4-4—8	1-0	1-0	0	0	0-(0)	0	0

2023 (Colorado)

	GP	UT-AT—TT	TFL	Sacks	FF	FR	Int	QBH	PBU
@ TCU	Y	6-0—6	0-0	0-0	0	0	0-(0)	0	0
@ ASU	Y	6-0—6	1-7	1-7	0	0	0-(0)	0	0
Stanford	Y	3-1—4	.5-1	0-0	0	0	0-(0)	0	1

CAREER HIGHS

CAREER HIGHS	Overall	At CU
Solo Tackles	6, 3X, TCU, 9/2/23	6, 2X, ASU, 9/2/23
Ast Tackles	4, 3X, Ole Miss, 11/19/22	
Total Tackles	10, Missouri, 11/26/21	
Pass Breakups	2, LSU, 11/13/21	
Interceptions	1, 2X, LSU, 11/19/21	



20 LaVonta Bentley

Gr. • ILB

CAREER STATS

	GP	UT-AT—TT	TFL	Sacks	FF	FR	Int	QBH	PBU
2019 (Clem)	4	4-0—14	0-0	0-0	0	0	0-0	0	0
2020 (Clem)	12	10-4—14	4.5-0	3.5-0	1	0	0-0	0	0
2021 (Clem)	11	17-13—30	4-0	1-0	1	0	0-0	0	0
2022 (Clem)	13	13-7—20	3-0	1-0	0	0	0-0	0	0
2023 (CU)	7	16-15—31	4-13	1-4	0	0	0-0	4	1
TOTALS	47	53-35—88	16-13	6.5-4	2	0	0-0	4	1

GAME-BY-GAME-STATS

2019 (Clemson)

	GP	UT-AT—TT	TFL	Sacks	FF	FR	Int	QBH	PBU
Charlotte	Y	1-0—1	0-0	0-0	0	0	0-(0)	0	0
Wofford	Y	2-0—2	0-0	0-0	0	0	0-(0)	0	0
Wake Forest	Y	1-0—1	0-0	0-0	0	0	0-(0)	0	0

2020 (Clemson)

	GP	UT-AT—TT	TFL	Sacks	FF	FR	Int	QBH	PBU
@ W-Forest	Y	2-0—2	1-0	1-0	0	0	0-(0)	0	0
The Citadel	Y	1-0—1	0-0	0-0	0	0	0-(0)	0	0
@ G-Tech	Y	0-1—1	0-0	0-0	0	0	0-(0)	0	0
Syracuse	Y	3-0—3	0-0	0-0	0	0	0-(0)	0	0
Pittsburgh	Y	2-0—2	2-0	1-0	1	0	0-(0)	0	0
@ Vir. Tech	Y	3-1—4	1.5-0	1.5-0	0	0	0-(0)	0	0
Notre Dame	Y	0-1—1	0-0	0-0	0	0	0-(0)	0	0

2021 (Clemson)

	GP	UT-AT—TT	TFL	Sacks	FF	FR	Int	QBH	PBU
@ Georgia	Y	1-0—1	0-0	0-0	1	0	0-(0)	0	0
S-Carolina	Y	1-0—1	0-0	0-0	0	0	0-(0)	0	0
G-Tech	Y	6-7—13	2.5-0	1-0	0	0	0-(0)	0	0
@ NC State	Y	4-5—9	0-0	0-0	0	0	0-(0)	0	0
@ Syracuse	Y	1-0—2	1-0	0-0	1	0	0-(0)	0	0
Iowa State	Y	3-2—5	0-0	0-0	0	0	0-(0)	0	0

2022 (Clemson)

	GP	UT-AT—TT	TFL	Sacks	FF	FR	Int	QBH	PBU
@ G-Tech	Y	2-1—3	0-0	0-0	0	0	0-(0)	0	0
Furman	Y	5-2—7	3-0	1-0	0	0	0-(0)	0	0
La. Tech	Y	0-1—1	0-0	0-0	0	0	0-(0)	0	0
@ W-Forest	Y	0-0—0	0-0	0-0	0	0	0-(0)	0	0
N-Carolina	Y	1-1—2	2-0	0-0	1	0	0-(0)	0	0
@ BC	Y	1-0—1	0-0	0-0	0	0	0-(0)	0	0
@ Fla. State	Y	3-1—4	0-0	0-0	0	0	0-(0)	0	0
Syracuse	Y	0-0—0	0-0	0-0	0	0	0-(0)	0	0
@ N-Dame	Y	1-1—2	0-0	0-0	0	0	0-(0)	0	0
Louisville	Y	1-0—1	0-0	0-0	0	0	0-(0)	0	0
Miami (FL)	Y	0-0—0	0-0	0-0	1	0	0-(0)	0	0
S-Carolina	Y	0-0—0	0-0	0-0	0	0	0-(0)	0	0
N-Carolina	Y	0-0—0	0-0	0-0	0	0	0-(0)	0	0

2023 (Colorado)

	GP	UT-AT—TT	TFL	Sacks	FF	FR	Int	QBH	PBU
@ TCU	Y	1-4—5	0-0	0-0	0	0	0-(0)	1	0
Nebraska	Y	2-1—3	0-0	0-0	0	0	0-(0)	1	0
Colorado St.	Y	0-0—0	0-0	0-0	0	0	0-(0)	0	0
@ Oregon	Y	1-5—6	.5-1	0-0	0	0	0-(0)	0	0
USC	Y	0-0—0	0-0	0-0	0	0	0-(0)	1	0
@ ASU	Y	7-4—11	2-9	1-7	0	0	0-(0)	0	1
Stanford	Y	5-1—6	1.5-3	0-0	0	0	0-(0)	1	0

CAREER HIGHS

CAREER HIGHS	Overall	At CU
Solo Tackles	6, Georgia Tech, 9/18/21	7, ASU, 10/7/23
Ast Tackles	7, Georgia Tech, 9/18/21	5, Oregon, 9/23/23
Total Tackles	13, Georgia Tech, 9/18/21	11, ASU, 10/7/23

20 Willie Gaines

Jr. • WR

CAREER STATS

	GP	Rec	Yds	avg.	TD	Rush	Yds	TD
2022 (JSU)	13	27	446	16.5	5	1	25	0
2023 (CU)	2	2	12	6	0	0	0	0
Totals	14	29	458	15.7	6	1	25	0

GAME-BY-GAME-STATS

2022 Jackson State

	REC	Yds	Avg.	TD	Rush	Yds	TD
Florida A&M	2	49	24.5	0	0	0	0
Tenn. State	1	27	27	1	0	0	0
Grambling	2	89	44.5	1	1	25	0
MVSU	2	42	21	1	0	0	0
@ Ala. State	4	65	16.25	1	0	0	0
B-Cookman	3	27	9	0	0	0	0
Campbell	1	3	3	0	0	0	0
Southern	1	4	4	0	0	0	0
@ Tx. South	1	7	7	0	0	0	0
Ala. A&M	1	21	21	1	0	0	0
@ Alcorn	2	36	18	0	0	0	0
Southern	7	76	10.8	0	0	0	0
N.C. Central	0	0	0	0	0	0	0

2023 (Colorado)

	REC	Yds	Avg.	TD	Rush	Yds	TD
Nebraska	1	3	3	0	0	0	0
USC	1	9	9	0	0	0	0

CAREER HIGHS

CAREER HIGHS	Overall	At CU
Receptions	7, Southern, 12/3/22	
Rec. Yards	89, Grambling, 9/17/22	
Rec. TD	1, 5X, Alabama A&M, 11/12/22	
Long. Rec.	86, Lamar, 9/17/22	



21 Shiloh Sanders

Gr. • S

CAREER STATS

	GP	UT-AT—TT	TFL	Sacks	FF	FR	Int	QBH	PBU
2019 (SC)	4	1-0—1	0-0	0-0	0	0	0-0	0	0
2020 (SC)	9	23-9—32	1-1	0-0	0	0	0-0	0	1
2021 (JSU)	13	28-11—39	2.5-5	0-0	2	0	4-0	0	3
2022 (JSU)	7	15-5—20	.5-2	0-0	0	0	1-0	0	4
2023 (CU)	6	30-6—36	0-0	0-0	1	0	1-80	1	1
TOTALS	40	92-30—122	3.5-8	0-0	3	0	6-80	1	9

GAME-BY-GAME-STATS

2019 (South Carolina)

	GP	UT-AT—TT	TFL	Sacks	FF	FR	Int	QBH	PBU
Charles-So.	Y	1-0—1	0-0	0-0	0	0	0-(0)	0	0
@ Georgia	Y	0-0—0	0-0	0-0	0	0	0-(0)	0	0
Florida	Y	0-0—0	0-0	0-0	0	0	0-(0)	0	0
@ Tennessee	Y	0-0—0	0-0	0-0	0	0	0-(0)	0	0

2020 (South Carolina)

	GP	UT-AT—TT	TFL	Sacks	FF	FR	Int	QBH	PBU
Tennessee	Y	1-2—3	0-0	0-0	0	0	0-(0)	0	0
@ Florida	Y	0-1—1	0-0	1-0	0	0	0-(0)	0	0
@ Vanderbilt	Y	5-1—6	0-0	0-0	0	0	0-(0)	0	0
Auburn	Y	9-1—10	0-0	0-0	0	0	0-(0)	0	0
@ LSU	Y	3-1—4	0-0	0-0	0	0	0-(0)	0	0
@ Ole Miss	Y	0-2—2	0-0	0-0	0	0	0-(0)	0	0
Missouri	Y	1-0—1	0-0	0-0	0	0	0-(0)	0	0
Georgia	Y	0-0—0	0-0	0-0	0	0	0-(0)	0	1
Kentucky	Y	4-1—5	1-1	0-0	0	0	0-(0)	0	0

2021 (Jackson State)

	GP	UT-AT—TT	TFL	Sacks	FF	FR	Int	QBH	PBU
Florida A&M	Y	4-3—7	0-0	0-0	0	0	0-(0)	0	2
Tenn. State	Y	5-0—5	0-0	0-0	0	0	0-(0)	0	2
@ ULM	Y	2-0—2	0-0	0-0	0	0	0-(0)	0	1
Delta St	Y	2-2—4	0-0	0-0	0	0	0-(0)	0	0
@ Ala. A&M	Y	4-1—5	0-0	0-0	0	0	0-(0)	0	1
@ Ala. State	Y	1-1—2	0-0	0-0	0	0	0-(0)	0	0
B-Cookman	Y	0-1—1	1-0	0-0	0	0	1-(55)	0	1
@ MVSU	Y	0-0—0	.5-0	0-0	0	0	0-(0)	0	0
Tx. Southern	Y	2-0—2	0-0	0-0	0	0	0-(0)	0	0
@ Southern	Y	1-1—2	0-0	0-0	0	0	1-(26)	0	0
Alcorn	Y	1-1—2	0-0	0-0	0	0	1-(3)	0	0
PV A&M	Y	4-0—4	0-0	0-0	0	0	0-(0)	0	0
SC State	Y	2-1—3	1-0	0-0	1	0	1-(15)	0	0

2022 (Jackson State)

	GP	UT-AT—TT	TFL	Sacks	FF	FR	Int	QBH	PBU
B-Cookman	Y	1-1—2	0-0	0-0	0	0	0-(0)	0	1
Campbell	Y	3-1—4	.5-2	0-0	0	0	0-(0)	0	0
Southern	Y	2-0—2	0-0	0-0	0	0	1-(0)	0	0
@ Tx. South	Y	1-0—1	0-0	0-0	0	0	0-(0)	0	1
Ala. A&M	Y	4-1—5	0-0	0-0	0	0	0-(0)	0	0
@ Alcorn	Y	1-0—1	0-0	0-0	0	0	0-(0)	0	2
N.C. Central	Y	3-2—5	0-0	0-0	0	0	0-(0)	0	0

2023 (Colorado)

	GP	UT-AT—TT	TFL	Sacks	FF	FR	Int	QBH	PBU
@ TCU	Y	9-1—10	0-0	0-0	0	0	0-(0)	0	0
Nebraska	Y	3-2—5	0-0	0-0	0	0	0-(0)	0	0
Colorado St.	Y	3-1—4	0-0	0-0	1	0	1-(80)	0	0
@ Oregon	Y	6-1—7	0-0	0-0	0	0	0-(0)	0	0
@ ASU	Y	5-1—6	0-0	0-0	0	0	0-(0)	0	0
Stanford	Y	4-0—4	0-0	0-0	0	0	0-(0)	1	1

CAREER HIGHS

CAREER HIGHS	Overall	At CU
Solo Tackles	9, 2X, TCU, 9/2/23	9, TCU, 9/2/23
Ast Tackles	3, Florida A&M, 11/5/22	
Total Tackles	10, 2X, TCU, 9/2/23	10, TCU, 9/2/23
Pass Breakups	2, 3X, Alcorn, 11/19/22	
Interceptions	1, 5X, Southern, 10/29/22	1, CSU, 9/16/23

- He finished the game against CSU with two turnovers, an 80-yard pick six in the first quarter and a forced fumble, along with four tackles.
- Put up CU's first points of the game, an 80-yard interception return for a touchdown in the first quarter against CSU.
 - It's tied for the 15th-longest interception return in CU history.
 - It's the longest interception return since Nick Fisher vs. California in 2017 (100 yards)
 - It's the first interception return for a touchdown since Carson Wells vs. Arizona in 2021 (50 yards)
- It's his sixth career interception and first touchdown of his career.
- Recorded his third career forced fumble in the third quarter against CSU.
- Led the team and set career highs in unassisted and total tackles against TCU.
- He was named Pac-12 defensive player of the week against CSU in week three.



22 Demouy Kennedy

Jr. • ILB

CAREER STATS

	GP	Solo	AST	TOT	TFL	SCK	FF	FR	INT	QBH	PBU	SF
2021 (Ala)	15	3	4	7	0	0	0	0	0	0	0	0
2022 (Ala)	5	0	1	1	0	0	0	0	0	0	0	0
TOTALS	20	3	5	8	0	0	0	0	0	0	0	0

GAME-BY-GAME-STATS

2021 (Alabama)

	SOLO	AST	TOT	TFL	SCK	YDS	FF	FR	INT	QBH	PBU	SF
Miami	0	0	0	0	0	0	0	0	0	0	0	0
Mercer	0	0	0	0	0	0	0	0	0	0	0	0
@ Florida	0	0	0	0	0	0	0	0	0	0	0	0
S-Miss	0	2	2	0	0	0	0	0	0	0	0	0
Ole Miss	0	1	1	0	0	0	0	0	0	0	0	0
@Texas A&M	0	0	0	0	0	0	0	0	0	0	0	0
@ Miss. State	0	0	0	0	0	0	0	0	0	0	0	0
Tennessee	0	1	1	0	0	0	0	0	0	0	0	0
LSU	0	0	0	0	0	0	0	0	0	0	0	0
NMST	1	0	1	0	0	0	0	0	0	0	0	0
Arkansas	0	0	0	0	0	0	0	0	0	0	0	0
@ Auburn	0	0	0	0	0	0	0	0	0	0	0	0
Georgia	1	0	1	0	0	0	0	0	0	0	0	0
Cincinnati	1	0	1	0	0	0	0	0	0	0	0	0
Georgia	0	0	0	0	0	0	0	0	0	0	0	0

2022 (Alabama)

	SOLO	AST	TOT	TFL	SCK	YDS	FF	FR	INT	QBH	PBU	SF
Utah State	0	0	0	0	0	0	0	0	0	0	0	0
@ Texas	0	0	0	0	0	0	0	0	0	0	0	0
ULM	0	0	0	0	0	0	0	0	0	0	0	0
Vanderbilt	0	1	1	0	0	0	0	0	0	0	0	0
Arkansas	0	0	0	0	0	0	0	0	0	0	0	0

CAREER HIGHS

CAREER HIGHS Overall

Solo Tackles	1,3X, Cincinnati, 12/31/21
Ast Tackles	2, Southern Miss, 9/25/21
Total Tackles	2, Southern Miss, 9/25/21

At CU

22 Alton McCaskill

So. • RB

CAREER STATS

	GPRush	Yds	avg.	TD	Rec	Yds	TD
2021 (Hou)	14	189	961	5.1	16	21	113
2023 (CU)	3	12	46	3.8	0	2	19
Totals	18	201	1,006	5	16	23	132

GAME-BY-GAME-STATS

2021 Houston

	Rush	Yds	Avg.	TD	Rec	Yds	TD
Texas Tech	4	5	1.3	0	1	0	0
Rice	14	40	2.9	2	4	51	1
Gramb St.	16	114	7.1	2	0	0	0
Navy	17	74	4.4	0	3	19	0
Tulsa	17	77	4.5	3	3	8	0
Tulane	18	93	5.2	1	1	1	0
East Carolina	12	60	5	1	2	-3	0
SMU	3	15	5	0	0	0	0
USF	22	125	5.7	3	0	0	0
Temple	21	129	6.1	2	1	12	0
Memphis	9	58	6.4	1	1	9	0
UCONN	9	54	6	1	1	1	0
Cincinnati	13	39	3	0	0	0	0
Auburn	14	78	5.6	0	4	15	1

2023 Colorado

	Rush	Yds	Avg.	TD	Rec	Yds	TD
@ Oregon	5	17	3.4	0	1	1	0
USC	1	5	5	0	0	0	0
Stanford	6	23	3.8	0	1	18	0

CAREER HIGHS

CAREER HIGHS Overall

Rushes	22, South Florida, 11/6/21
Rush Yards	129, Temple, 11/13/21
Rush TD	3,2X, South Florida, 11/6/21
Long. Rush	36, Temple, 11/13/21

At CU



23 Carter Stoutmire

Fr. • CB

CAREER STATS

	GP	UT-AT—TT	TFL	Sacks	FF	FR	Int	QBH	PBU
2023 (CU)	3	5-0—5	0-0	0-0	0	0	0-0	0	1
TOTALS	3	5-0—5	0-0	0-0	0	0	0-0	0	1

GAME-BY-GAME-STATS

2023 (Colorado)

	GP	UT-AT—TT	TFL	Sacks	FF	FR	Int	QBH	PBU
@ TCU	Y	0-0—0	0-0	0-0	0	0	0-(0)	0	0
Nebraska	Y	3-0—3	0-0	0-0	0	0	0-(0)	0	0
@ ASU	Y	2-0—2	0-0	0-0	0	0	0-(0)	0	1
Stanford	Y	6-0—6	1-2	0-0	0	0	0-(0)	0	0

CAREER HIGHS

CAREER HIGHS	Overall
Solo Tackles	6, Stanford, 10/13/23

25 Marvin Ham II

Jr. • ILB

CAREER STATS

	GP	UT-AT—TT	TFL	Sacks	FF	FR	Int	QBH	PBU
2021 (CU)	11	14-5—19	1-2	0-0	0	0	0-0	0	0
2022 (CU)	12	5-5—10	0-0	0-0	0	0	0-0	0	0
2023 (CU)	6	19-10—29	1.5-4	1-4	0	0	0-0	0	1
TOTALS	29	38-20—58	1.5-0	0-0	0	0	0-0	0	1

GAME-BY-GAME-STATS

2021 (Colorado)

	GP	UT-AT—TT	TFL	Sacks	FF	FR	Int	QBH	PBU
Texas A&M	Y	1-0—1	0-0	0-0	0	0	0-(0)	0	0
@ Ariz. State	Y	1-0—1	1-2	0-0	0	0	0-(0)	0	0
USC	Y	0-1—1	0-0	0-0	0	0	0-(0)	0	0
Arizona	Y	1-0—1	0-0	0-0	0	0	0-(0)	0	0
@ California	Y	1-0—1	0-0	0-0	0	0	0-(0)	0	0
@ Oregon	Y	2-2—4	0-0	0-0	0	0	0-(0)	0	0
Ore. State	Y	3-1—4	0-0	0-0	0	0	0-(0)	0	0
UCLA	Y	1-1—1	0-0	0-0	0	0	0-(0)	0	0
Washington	Y	4-0—4	0-0	0-0	0	0	0-(0)	0	0

2022 (Colorado)

	GP	UT-AT—TT	TFL	Sacks	FF	FR	Int	QBH	PBU
TCU	Y	0-0—0	0-0	0-0	0	0	0-(0)	0	0
@ Air Force	Y	2-2—4	1-2	0-0	0	0	0-(0)	0	0
@ Minnesota	Y	0-0—1	0-0	0-0	0	0	0-(0)	0	0
UCLA	Y	0-1—1	0-0	0-0	0	0	0-(0)	0	0
@ Arizona	Y	1-0—1	0-0	0-0	0	0	0-(0)	0	0
California	Y	1-0—1	0-0	0-0	0	0	0-(0)	0	0
@ Ore. State	Y	0-1—1	0-0	0-0	0	0	0-(0)	0	0
Arizona St	Y	0-0—0	0-0	0-0	0	0	0-(0)	0	0
@ USC	Y	1-0—1	0-0	0-0	0	0	0-(0)	0	0
Oregon	Y	0-0—0	0-0	0-0	0	0	0-(0)	0	0
@ Wash	Y	0-0—0	0-0	0-0	0	0	0-(0)	0	0
Utah	Y	0-1—1	0-0	0-0	0	0	0-(0)	0	0

2023 (Colorado)

	GP	UT-AT—TT	TFL	Sacks	FF	FR	Int	QBH	PBU
@ TCU	Y	7-3—10	0-0	0-0	0	0	0-(0)	0	0
Nebraska	Y	2-2—4	.5-0	0-0	0	0	0-(0)	0	1
Colorado St.	Y	6-0—6	1-4	1-4	0	0	0-(0)	0	1
@ Oregon	Y	2-3—5	0-0	0-0	0	0	0-(0)	0	0
USC	Y	0-1—1	0-0	0-0	0	0	0-(0)	0	0
USC	Y	2-1—3	0-0	0-0	0	0	0-(0)	0	0

CAREER HIGHS

CAREER HIGHS	Overall
Solo Tackles	7, TCU, 9/2/23
Ast Tackles	3, TCU, 9/2/23
Total Tackles	10, TCU, 9/2/23

- Set career highs in solo, assisted, and total tackles against TCU in week one.
- Ham recorded his first career sack against CSU in week three.



26 Vito Tisdale

So. • S

CAREER STATS

	GP	Solo	AST	TOT	TFL	SCK	FF	FR	INT	QBH	PBU	SF
2020 (Kent)	7	11	9	20	.5	0	0	0	0	0	0	0
2021 (Kent)	7	11	8	19	1.5	1	0	0	0	0	1	0
TOTALS	14	22	17	39	2	1	0	0	0	0	1	0

GAME-BY-GAME-STATS

2020 (Kentucky)

	SOLO	AST	TOT	TFL	SCK	YDS	FF	FR	INT	QBH	PBU	SF
Miss. St.	1	2	3	0	0	0	0	0	0	0	0	0
@ Tennessee	3	0	3	0	0	0	0	0	0	0	0	0
Vanderbilt	1	1	2	0	0	0	0	0	0	0	0	0
@ Alabama	1	1	2	0	0	0	0	0	0	0	0	0
@ Florida	2	1	3	.5	0	0	0	0	0	0	0	0
S-Carolina	0	1	1	0	0	0	0	0	0	0	0	0
N-Carolina	3	3	6	0	0	0	0	0	0	0	0	0

2021 (Kentucky)

	SOLO	AST	TOT	TFL	SCK	YDS	FF	FR	INT	QBH	PBU	SF
LSU	1	1	2	0	0	0	0	0	0	0	0	0
Miss. St.	2	3	5	1	1	0	0	0	0	0	1	0
Tennessee	5	1	6	.5	0	0	0	0	0	0	0	0
@ Vanderbilt	2	0	2	0	0	0	0	0	0	0	0	NM
State	0	1	1	0	0	0	0	0	0	0	0	0
@ Louisville	1	1	2	0	0	0	0	0	0	0	0	0
Iowa State	0	1	1	0	0	0	0	0	0	0	0	0

CAREER HIGHS

CAREER HIGHS Overall

At CU

Solo Tackles	5, Tennessee, 11/6/21
Ast Tackles	3, 2X, Mississippi State, 10/30/21
Total Tackles	6, 2X, Tennessee, 11/6/21

29 Rodrick Ward

Gr. • S

CAREER STATS

	GP	UT-AT—TT	TFL	Sacks	FF	FR	Int	QBH	PBU
2019 (SU)	11	9-5—14	0-0	0-0	0	1	0-0	0	0
2021 (CU)	6	21-5—26	1.5-0	0-0	0	0	0-0	0	1
2022 (SU)	11	36-16—52	1-0	1-0	0	1	4-0	1	11
2023 (CU)	5	21-8—29	1-5	0-0	0	0	0-0	0	1
TOTALS	33	87-34—121	3.5-5	1-0	0	2	4-0	1	13

GAME-BY-GAME-STATS

2021 (Southern Utah)

	GP	UT-AT—TT	TFL	Sacks	FF	FR	Int	QBH	PBU
@ N-Arizona	Y	3-0—3	0-0	0-0	0	0	0-(0)	0	0
Idaho State	Y	6-1—7	1-2	0-0	0	0	0-(0)	0	0
@ Cal Poly	Y	5-0—5	0-0	0-0	0	0	0-(0)	0	0
@ Idaho	Y	3-1—4	0-0	0-0	0	0	0-(0)	0	1
Weber State	Y	2-2—4	.5-0	0-0	0	0	0-(0)	0	0
N-Arizona	Y	2-1—3	0-0	0-0	0	0	0-(0)	0	0

2022 (Southern Utah)

	GP	UT-AT—TT	TFL	Sacks	FF	FR	Int	QBH	PBU
St. Thomas	Y	4-2—6	0-0	0-0	0	0	1-(0)	0	2
Utah	Y	4-1—5	0-0	0-0	0	1	0-(0)	0	1
@ Wes- Ill.	Y	2-0—2	0-0	0-0	0	0	0-(0)	0	1
Utah Tech	Y	4-2—6	0-0	0-0	0	0	2-(0)	0	2
East Ky.	Y	1-3—4	0-0	0-0	0	0	0-(0)	0	1
Tarleton St.	Y	3-2—5	0-0	0-0	0	0	0-(0)	0	1
@ Abilene Ch	Y	3-1—4	0-0	0-0	0	0	0-(0)	0	2
SFA	Y	3-4—7	0-0	0-0	0	0	0-(0)	0	1
@ Utah Tech	Y	6-1—7	0-0	0-0	0	0	0-(0)	1	0
Lincoln	Y	2-0—2	1-0	1-0	0	0	0-(0)	0	0
@ Sam Hou.	Y	4-0—4	0-0	0-0	0	0	1-(0)	0	0

2023 (Colorado)

	GP	UT-AT—TT	TFL	Sacks	FF	FR	Int	QBH	PBU
@ TCU	Y	3-0—3	0-0	0-0	0	0	0-(0)	0	0
Nebraska	Y	0-0—0	0-0	0-0	0	0	0-(0)	0	0
USC	Y	5-4—9	0-0	0-0	0	0	0-(0)	0	0
@ ASU	Y	4-4—8	1-5	0-0	0	0	0-(0)	0	0
Stanford	Y	9-0—9	0-0	0-0	0	0	0-(0)	0	1

CAREER HIGHS

CAREER HIGHS Overall

At CU

Solo Tackles	9, Stanford, 10/13/23
Ast Tackles	4, Stephen F Austin, 10/22/22
Total Tackles	9, Stanford, 10/13/23



33 Deeve Harris

Gr. • OLB

CAREER STATS

	GP	UT-AT—TT	TFL	Sacks	FF	FR	Int	QBH	PBU
2020 (MN)	1	1-0—1	0-0	0-0	0	0	0-0	0	0
2021 (ODU)	13	13-12—25	5-0	2.5-0	0	1	1-0	0	1
2022 (ODU)	10	11-22—33	4.5-0	2.5-0	0	0	1-0	0	1
2023 (CU)	5	2-5—7	0-0	0-0	0	0	0-0	0	0
TOTALS	28	27-39—66	9.5-0	5-0	0	1	2-0	0	2

GAME-BY-GAME-STATS

2020 (Minnesota)

	GP	UT-AT—TT	TFL	Sacks	FF	FR	Int	QBH	PBU
@ Purdue	Y	1-0—1	0-0	0-0	0	0	0-(0)	0	0

2021 (Old Dominion)

	GP	UT-AT—TT	TFL	Sacks	FF	FR	Int	QBH	PBU
@ W-Forest	Y	2-2—4	1-0	0-0	0	0	0-(0)	0	0
Hampton	Y	0-3—3	.5-0	.5-0	0	1	0-(0)	0	0
@ Liberty	Y	3-0—3	1-0	1-0	0	0	0-(0)	0	0
Buffalo	Y	1-2—3	0-0	0-0	0	0	0-(0)	0	0
UTEP	Y	0-0—0	0-0	0-0	0	0	0-(0)	0	0
Marshall	Y	0-3—3	.5-0	0-0	0	0	0-(0)	0	0
West Ky.	Y	0-0—0	0-0	0-0	0	0	0-(0)	0	0
La. Tech	Y	0-0—0	0-0	0-0	0	0	0-(0)	0	0
@ FIU	Y	2-0—2	1-0	1-0	0	0	1-(0)	0	0
FAU	Y	1-0—1	1-0	0-0	0	0	0-(0)	0	0
Midd Tenn	Y	3-1—4	0-0	0-0	0	0	0-(0)	0	0
Charlotte	Y	1-1—2	0-0	0-0	0	1	0-(0)	0	0
Tulsa	Y	0-0—0	0-0	0-0	0	0	0-(0)	0	0

2022 (Old Dominion)

	GP	UT-AT—TT	TFL	Sacks	FF	FR	Int	QBH	PBU
Virginia Tech	Y	2-5—7	0-0	0-0	0	0	0-(0)	0	0
E-Carolina	Y	3-4—7	1-0	.5-0	0	0	0-(0)	0	0
@ Virginia	Y	1-2—3	.5-0	0-0	0	0	0-(0)	0	0
Arkansas St	Y	1-2—3	.5-0	0-0	0	0	1-(0)	0	0
Liberty	Y	1-2—3	0-0	0-0	0	0	0-(0)	0	0
@ Cost-Car	Y	3-0—3	2-0	2-0	0	0	0-(0)	0	0
Ga. Southern	Y	0-2—2	0-0	0-0	0	0	0-(0)	0	0
@ Ga. State	Y	0-0—0	0-0	0-0	0	0	0-(0)	0	0
Marshall	Y	0-3—3	0-0	0-0	0	0	1-(0)	0	0
James Mad.	Y	0-2—2	.5-0	0-0	0	0	0-(0)	0	0

2023 (Colorado)

	GP	UT-AT—TT	TFL	Sacks	FF	FR	Int	QBH	PBU
@ TCU	Y	1-1—2	0-0	0-0	0	0	0-(0)	0	0
Nebraska	Y	0-1—1	0-0	0-0	0	0	0-(0)	0	0
@ Oregon	Y	1-1—2	0-0	0-0	0	0	0-(0)	0	0
@ ASU	Y	0-1—1	0-0	0-0	0	0	0-(0)	0	0
Stanford	Y	0-1—1	0-0	0-0	0	0	0-(0)	0	0

CAREER HIGHS

CAREER HIGHS	Overall	At CU
Solo Tackles	3, 4X, Costal Carolina, 10/15/22	
Ast Tackles	5, Virginia Tech, 9/2/22	
Total Tackles	7,2X, East Carolina, 9/10/22	

36 Sy'veon Wilkerson

So. • RB

CAREER STATS

	GPRush	Yds	avg.	TD	Rec	Yds	TD
2020 (DW)	3	52	262	5	2	2	14
2021 (DW)	9	220	848	3.9	8	4	24
2022 (JSU)	12	211	1,115	5.3	9	19	152
2023 (CU)	5	20	60	3	1	2	15
Totals	28	503	2,285	4.5	20	27	113

GAME-BY-GAME-STATS

2020 Delaware State

	Rush	Yds	Avg.	TD	Rec	Yds	TD
Howard	22	112	5.1	1	0	0	0
Delaware	13	55	4.2	0	2	14	0
SC State	17	95	5.6	1	0	0	0

2021 Delaware State

BSU	16	43	2.6	1	1	6	0
@ETSU	16	74	4.5	1	1	10	0
MRMK	14	35	2.5	0	1	-2	0
@Wagner	24	72	3	0	0	0	0
SCST	25	96	3.8	0	0	0	0
Howard	40	169	4.2	1	1	11	0
@ Morg	17	55	3.2	0	0	0	0
NOR ST	9	14	1.6	0	0	0	0
NCCU	26	92	3.5	3	0	0	0

2022 Jackson State

Fla. A&M	9	45	5	0	0	0	0
Ten. St	15	81	5.4	0	3	28	0
MVSU	9	51	5.7	1	0	0	0
@ Ala. St.	19	88	4.6	0	4	48	0
B-Cookman	8	64	8	0	4	46	0
Campbell	24	116	4.8	1	2	9	0
Southern	21	96	4.6	1	1	3	1
@ Tx. South.	26	214	8.2	2	0	0	0
Ala. A&M	21	95	4.5	0	2	2	0
@ Alcorn	21	63	3	1	1	11	0
Southern	15	61	4.1	1	2	5	0
N.C. Central	15	52	3.5	0	2	8	0

2023 Colorado

@ TCU	13	45	3.5	1	0	0	0
Nebraska	1	1	1	0	1	4	0
Colorado St.	4	6	1.5	0	1	11	0
@ Oregon	1	7	7	0	0	0	0
USC	1	1	1	0	0	0	0

CAREER HIGHS

CAREER HIGHS	Overall	At CU
Rushes	26, Texas Southern 11/5/22	13, TCU, 9/2/23
Rush Yards	214, Texas Southern 11/5/22	45, TCU, 9/2/23
Rush TD	3, BSU, 9/14/21	1, TCU, 9/2/23
Long. Rush	41, Texas Southern 11/5/22	10, TCU, 9/2/23

- Scored his 20th career touchdown in the first half against TCU in week one.
- Wilkerson reach 500 career carries in week three against CSU.



41 Khairi Manns

Jr. • OLB

CAREER STATS

	GP	UT-AT—TT	TFL	Sacks	FF	FR	Int	QBH	PBU
2020 (ME)	4	6-17—23	3-0	1.5-0	0	0	0-0	2	1
2021 (ME)	11	17-25—42	6-0	3-0	0	1	0-0	0	0
2022 (ME)	11	8-35—43	6.5-0	4-0	1	0	0-0	0	0
2023 (CU)	6	5-3—8	1-4	1-4	0	0	0-0	0	0
TOTALS	32	34-80—114	16.5-4	9.5-4	1	1	0-0	2	1

GAME-BY-GAME-STATS

2020 (Maine)

	GP	UT-AT—TT	TFL	Sacks	FF	FR	Int	QBH	PBU
@ Delaware	Y	1-5—6	.5-0	0-0	0	0	0-(0)	0	0
Albany	Y	2-5—7	0-0	0-0	0	0	0-(0)	0	1
Stony Brook	Y	1-1—2	1.5-0	1.5-0	0	0	0-(0)	2	0
Vilanova	Y	2-6—8	1-0	0-0	0	0	0-(0)	0	0

2021 (Maine)

	SOLO	AST	TOT	TFL	SCK	YDS	FF	FR	INT	QBH	PBU	SF
Delaware	0	0	0	0	0	0	0	0	0	0	0	0
@JM	1	1	2	0	0	0	0	0	0	0	0	0
Merrimack	0	1	1	0	0	0	0	0	0	0	0	0
N-Illinois	2	0	2	1	0	0	0	1	0	0	0	0
Elon	3	2	5	1	0	0	0	0	0	0	0	0
W&M	2	1	3	0	0	0	0	0	0	0	0	0
Albany	1	3	4	1.5	1.5	0	0	0	0	0	0	0
Rh-Island	3	3	6	.5	.5	0	0	0	0	0	0	0
Stony Brook	1	9	10	0	0	0	0	0	0	0	0	0
Mass	1	4	5	1	1	0	0	0	0	0	0	@
New Hamp.	3	1	4	0	0	0	0	0	0	0	0	@

2022 (Maine)

	SOLO	AST	TOT	TFL	SCK	YDS	FF	FR	INT	QBH	PBU	SF
New Mexico	1	6	7	.5	0	0	0	0	0	0	0	0
Colgate	0	1	1	0	0	0	0	0	0	0	0	0
@ BC	0	3	3	.5	.5	0	0	0	0	0	0	0
Vilanova	0	5	5	.5	0	0	0	0	0	0	0	0
Hampton	3	1	4	1	0	0	0	0	0	0	0	0
Monmouth	1	10	11	2	1.5	0	1	0	0	0	0	0
Stony Brook	0	1	1	0	0	0	0	0	0	0	0	0
Richmond	1	4	5	0	0	0	0	0	0	0	0	0
Rh-Island	0	1	1	0	0	0	0	0	0	0	0	0
Albany	1	0	1	1	1	0	0	0	0	0	0	0
New Hamp.	1	3	4	1	1	0	0	0	0	0	0	0

2023 (Colorado)

	GP	UT-AT—TT	TFL	Sacks	FF	FR	Int	QBH	PBU
@ TCU	Y	0-1—1	0-0	0-0	0	0	0-(0)	0	0
Nebraska	Y	1-0—1	0-0	0-0	0	0	0-(0)	0	0
Colorado St.	Y	1-0—1	0-0	0-0	0	0	0-(0)	0	0
@ Oregon	Y	0-1—1	0-0	0-0	0	0	0-(0)	0	0
@ ASU	Y	1-1—2	0-0	0-0	0	0	0-(0)	0	0
Stanford	Y	2-0—2	1-4	1-4	0	0	0-(0)	0	0

CAREER HIGHS

CAREER HIGHS	Overall	At CU
Solo Tackles	3, 4X, Hampton, 10/8/22	
Ast Tackles	10, Monmouth, 10/15/22	
Total Tackles	11, Monmouth, 10/15/22	

42 Jeremiah Brown

Jr. • ILB

CAREER STATS

	GP	UT-AT—TT	TFL	Sacks	FF	FR	Int	QBH	PBU
2021 (JSU)	7	4-2—6	1-0	1-0	0	0	0-0	1	0
2022 (JSU)	13	30-16—46	10-0	6-0	2	1	0-0	3	0
2023 (CU)	5	5-4—9	0-0	0-0	0	0	0-0	0	1
TOTALS	25	39-22—61	11-0	7-0	2	1	0-0	0	1

GAME-BY-GAME-STATS

2021 (Jackson State)

	SOLO	AST	TOT	TFL	SCK	YDS	FF	FR	INT	QBH	PBU	SF
Delta St.	0	0	0	0	0	0	0	0	0	0	0	0
@ Ala. A&M	1	0	1	0	0	0	0	0	0	0	0	0
B-Cookman	1	1	2	0	0	0	0	0	0	1	0	0
@MVSU	0	0	0	0	0	0	0	0	0	0	0	0
@ Southern	0	1	1	0	0	0	0	0	0	0	0	0
Alcorn	1	0	1	1	1	0	0	0	0	0	0	0
SC State	1	0	1	0	0	0	0	0	0	0	0	0

2022 (Jackson State)

	SOLO	AST	TOT	TFL	SCK	YDS	FF	FR	INT	QBH	PBU	SF
Florida A&M	2	1	3	0	0	0	0	0	0	0	0	0
Ten. St.	3	0	3	0	0	0	0	0	0	1	0	0
Grambling	1	0	1	0	0	0	0	0	0	0	0	0
Miss. Valley	0	0	0	0	0	0	0	0	0	1	0	0
@ Ala. St.	1	1	2	1.5	.5	0	0	0	0	0	0	0
B-Cookman	4	0	4	2	2	0	1	0	0	0	1	0
Campbell	2	0	2	1	1	0	1	0	0	0	0	0
Southern	5	1	6	1	1	0	0	0	0	1	0	0
@Tx. South.	3	2	5	1	1	0	0	0	0	0	0	0
Ala. A&M	4	5	9	2	0	0	0	0	0	0	0	0
@ Alcorn	1	2	3	0	0	0	0	1	0	0	0	0
Southern	1	2	3	.5	.5	0	0	0	0	0	0	0
N.C. Central	3	2	5	1	0	0	0	0	0	0	0	0

2023 (Colorado)

	GP	UT-AT—TT	TFL	Sacks	FF	FR	Int	QBH	PBU
@ TCU	Y	0-0—0	0-0	0-0	0	0	0-(0)	0	0
Nebraska	Y	3-0—3	0-0	0-0	0	0	0-(0)	0	0
Colorado St.	Y	1-0—1	0-0	0-0	0	0	0-(0)	0	0
@ Oregon	Y	1-3—4	0-0	0-0	0	0	0-(0)	0	1
USC	Y	0-1—1	0-0	0-0	0	0	0-(0)	0	0

CAREER HIGHS

CAREER HIGHS	Overall	At CU
Solo Tackles	5, Southern, 10/29/22	3, Nebraska, 9/9/23
Ast Tackles	5, Alabama A&M, 11/12/22	
Total Tackles	9, Alabama A&M, 11/12/22	4, Oregon, 9/23/23



Kansas	3	0	3	2	1	0	0	0	0	0	0	0	0
2023 (Colorado)													
	GP	UT-AT—TT	TFL	Sacks	FF	FR	Int	QBH	PBU				
@TCU	Y	2-2—4	0-0	0-0	0	0	0-(0)	0	0				
Nebraska	Y	3-1—4	2.5-5	0-0	0	1	0-(0)	0	0				
Colorado St.	Y	3-1—4	2-6	1-1	0	0	0-(0)	1	0				
@ Oregon	Y	2-1—3	1-11	1-11	0	0	0-(0)	0	0				
USC	Y	6-0—6	1-1	0-0	0	0	0-(0)	0	0				
@ASU	Y	1-0—1	0-0	0-0	0	0	0-(0)	1	0				
Stanford	Y	5-0—5	1-3	1-3	0	0	0-(0)	1	1				

CAREER HIGHS

CAREER HIGHS	Overall	At CU
Solo Tackles	6, USC, 9/30/23	6, USC, 9/30/23
Ast Tackles	6, 2X, Duke, 10/19/21	2, TCU, 9/2/23
Total Tackles	10, North Carolina, 11/21/19	4, 3X, CSU, 9/16/23

- Against CSU he finished with four tackles, including two for loss and one sack. He now has 31.5 tackles for loss in his career, including 17.5 sacks, and 4.5 tackles for loss this season with one sack.
- He had his first sack of the season in week three against CSU.
- He currently leads the team in tackles for a loss with 4.5.
- For the first time in his career Domineck had back-to-back games with multiple tackles for a loss.

49 Taijh Alston

Gr. • DL

CAREER STATS

	GP	UT-AT—TT	TFL	Sacks	FF	FR	Int	QBH	PBU
2019 (WV)	2	1-0—1	1-0	1-0	0	0	0-0	0	0
2020 (WV)	1	1-0—1	0-0	0-0	1	0	0-0	0	0
2021 (WV)	13	23-13—36	11-0	5-0	1	0	0-0	3	0
2022 (WV)	12	7-11—18	3-0	2-0	2	0	0-0	0	0
2023 (CU)	7	11-6—17	3.5-18	2.5-15	0	0	0-0	2	1
TOTALS	35	43-28—73	19.5-18	10.5-10	4	0	0-0	5	1

GAME-BY-GAME-STATS

2019 (West Virginia)												
	GP	UT-AT—TT	TFL	Sacks	FF	FR	Int	QBH	PBU			
J-Madison	Y	1-0—1	1-7	1-7	0	0	0-(0)	0	0			
@ Missouri	Y	0-0—0	0-0	0-0	0	0	0-(0)	0	0			
2020 (West Virginia)												
@Iowa State	Y	1-0—1	0-0	0-0	1	0	0-(0)	0	0			
2021 (West Virginia)												
	SOLO	AST	TOT	TFL	SCK	YDS	FF	FR	INT	QBH	PBU	SF
@ Maryland	3	1	4	1	0	0	0	0	0	0	0	0
LIU	0	1	1	0	0	0	0	0	0	1	0	0
Virginia Tech	2	2	4	1.5	1.5	14	0	0	0	0	0	0
@Oklahoma	3	1	4	2	2	7	0	0	0	0	0	0
Texas Tech	2	3	5	2.5	.5	4	0	0	0	0	0	0
@ Baylor	0	0	0	0	0	0	0	0	0	0	0	0
@TCU	3	0	3	0	0	0	0	0	0	0	0	0
Iowa State	2	0	2	1	0	0	0	0	0	1	0	0
Oklahoma St	1	2	3	.5	0	0	0	0	0	0	0	0
@ KS. State	1	1	2	1	1	1	0	0	0	0	0	0
Texas	1	2	3	.5	0	0	0	0	0	1	0	0
@ Kansas	2	0	2	0	0	0	0	0	0	0	0	0
Minnesota	3	0	3	1	0	0	1	0	0	0	0	0
2022 (West Virginia)												
	SOLO	AST	TOT	TFL	SCK	YDS	FF	FR	INT	QBH	PBU	SF
@Pittsburgh	0	2	2	0	0	0	0	0	0	0	0	0
Kansas	1	2	3	0	0	0	1	0	0	0	0	0
Towson	1	1	2	1	0	0	1	0	0	0	0	0
@ VA. Tech	3	0	3	1	1	6	0	0	0	0	0	0
@ Texas	0	0	0	0	0	0	0	0	0	0	0	0
Baylor	0	0	0	0	0	0	0	0	0	0	0	0
@Texas Tech	0	0	0	0	0	0	0	0	0	0	0	0
TCU	0	0	0	0	0	0	0	0	0	0	0	0
@Iowa State	1	2	3	1	1	10	0	0	0	0	0	0
Oklahoma	0	1	1	0	0	0	0	0	0	0	0	0
Kansas State	0	0	0	0	0	0	0	0	0	0	0	0
@ Ok. State	1	3	4	0	0	0	0	0	0	0	0	0
2023 (Colorado)												
	GP	UT-AT—TT	TFL	Sacks	FF	FR	Int	QBH	PBU			
@TCU	Y	0-1—1	0-0	0-0	0	0	0-(0)	0	0			
Nebraska	Y	2-1—3	1.5-10	1.5-10	0	0	0-(0)	0	0			
Colorado St.	Y	2-2—4	0-0	0-0	0	0	0-(0)	1	1			
@ Oregon	Y	0-2—2	1-2	0-0	0	0	0-(0)	0	0			
USC	Y	4-0—4	1-3	0-0	0	0	0-(0)	0	0			
@ASU	Y	1-0—1	0-0	0-0	0	0	0-(0)	1	0			
Stanford	Y	2-0—2	1-5	1-5	0	0	0-(0)	0	0			

CAREER HIGHS

CAREER HIGHS	Overall	At CU
Solo Tackles	4, USC, 9/30/23	4, USC, 9/30/23
Ast Tackles	3, 2X, Oklahoma State, 11/26/22	



Total Tackles 5, Texas Tech, 10/2/21
Tackles loss 2.5, Texas Tech, 10/2/21

4, USC, 9/30/23
1.5, Nebraska, 9/9/23

51 Juwan Mitchell

Gr. • LB

CAREER STATS

	GP	UT-AT—TT	TFL	Sacks	FF	FR	Int	QBH	PBU
2019 (TX)	11	27-12—39	3.5-22	3.5-22	0	1	0-0	3	4
2020 (TX)	10	32-30—62	4.5-10	0-0	0	1	0-0	1	1
2021 (TEN)	3	1-7—8	0-0	0-0	0	0	0-0	0	0
2022 (TEN)	10	21-22—43	.5-0	0-0	0	0	1-48	3	2
2023 (CU)	4	20-11—31	2-13	0-0	0	0	0-0	0	0
TOTALS	37	101-82—183	18-56	9.5-10	4	0	0-0	3	0

GAME-BY-GAME-STATS

2019 (Texas)

	GP	UT-AT—TT	TFL	Sacks	FF	FR	Int	QBH	PBU
La. Tech	Y	1-0—1	0-0	0-0	0	0	0-(0)	0	0
@ Rice	Y	3-2—5	1-8	1-8	0	0	0-(0)	0	0
Okla. State	Y	3-0—3	1-5	1-5	0	0	0-(0)	0	0
@ W-Virginia	Y	4-0—4	0-0	0-0	0	0	0-(0)	0	0
Oklahoma	Y	3-0—3	0-0	0-0	0	0	0-(0)	0	1
Kansas	Y	0-1—1	.5-2	.5-2	0	0	0-(0)	1	1
@ TCU	Y	5-2—7	1-7	1-7	0	0	0-(0)	0	0
Kansas State	Y	3-1—4	0-0	0-0	0	0	0-(0)	1	0
@ Iowa State	Y	3-3—6	0-0	0-0	0	0	0-(0)	1	1
Texas Tech	Y	0-0—0	0-0	0-0	0	0	0-(0)	0	0
Utah	Y	2-3—5	0-0	0-0	0	0	0-(0)	0	1

2020 (Texas)

	GP	UT-AT—TT	TFL	Sacks	FF	FR	Int	QBH	PBU
UTEP	Y	0-0—0	0-0	0-0	0	0	0-(0)	0	0
@ Texas Tech	Y	4-1—5	.5-2	0-0	0	0	0-(0)	0	0
TCU	Y	0-2—2	1-1	0-0	0	0	0-(0)	0	1
Oklahoma	Y	3-7—10	.5-1	0-0	0	1	0-(0)	1	0
Baylor	Y	5-7—12	2-6	0-0	0	0	0-(0)	0	0
@Okla. State	Y	6-2—8	0-0	0-0	0	0	0-(0)	0	0
West Virginia	Y	5-4—9	0-0	0-0	0	0	0-(0)	0	0
Iowa State	Y	4-6—10	.5-0	0-0	0	0	0-(0)	0	0
@ Kan. State	Y	3-0—3	0-0	0-0	0	0	0-(0)	0	0
Colorado	Y	2-1—3	0-0	0-0	0	0	0-(0)	0	0

2021 (Tennessee)

	GP	UT-AT—TT	TFL	Sacks	FF	FR	Int	QBH	PBU
BG	Y	0-0—0	0-0	0-0	0	0	0-(0)	0	0
Pittsburgh	Y	1-6—7	0-0	0-0	0	0	0-(0)	0	0
@ Florida	Y	0-1—1	0-0	0-0	0	0	0-(0)	0	0

2022 (Tennessee)

	GP	UT-AT—TT	TFL	Sacks	FF	FR	Int	QBH	PBU
Akron	Y	1-0—1	0-0	0-0	0	0	0-(0)	1	0
Florida	Y	2-1—3	0-0	0-0	0	0	0-(0)	0	0
@ LSU	Y	0-0—0	0-0	0-0	0	0	0-(0)	0	1
Alabama	Y	1-3—4	0-0	0-0	0	0	0-(0)	0	1
Kentucky	Y	2-6—8	0-0	0-0	0	0	1-(48)	0	0
@ Georgia	Y	5-3—8	.5-0	0-0	0	0	0-(0)	0	0
Missouri	Y	4-2—6	0-0	0-0	0	0	0-(0)	2	0
@ S-Carolina	Y	3-3—6	0-0	0-0	0	0	0-(0)	0	0
@ Vanderbilt	Y	2-3—5	0-0	0-0	0	0	0-(0)	0	0
Clemson	Y	1-1—2	0-0	0-0	0	0	0-(0)	0	0

2023 (Colorado)

	GP	UT-AT—TT	TFL	Sacks	FF	FR	Int	QBH	PBU
Nebraska	Y	2-1—3	1-12	0-0	0	0	0-(0)	1	0
Colorado St.	Y	13-2—15	1-1	0-0	0	0	0-(0)	0	0
@ Oregon	Y	4-6—10	.5-1	0-0	0	0	0-(0)	0	0
USC	Y	1-2—3	0-0	0-0	0	0	0-(0)	0	0

CAREER HIGHS

CAREER HIGHS

Overall

At CU



Solo Tackles	13, CSU, 9/16/23	13, CSU, 9/16/23
Ast Tackles	7, 2X, Baylor, 10/24/20	2, CSU, 9/16/23
Total Tackles	15, CSU, 9/16/23	15, CSU, 9/16/23
Tackles loss	2, Baylor, 10/24/20	1, 2X, CSU, 9/9/23

- He led the Buffs with a career high 15 tackles in just his second game on defense against CSU after transferring late from Arizona State.
- Mitchell now has 170 career tackles.
- A total of 13 of his 15 tackles were solo stops against CSU, also a career high.

53 Arden Walker

So. • DL

CAREER STATS

	GP	UT-AT—TT	TFL	Sacks	FF	FR	Int	QBH	PBU
2021 (MO)	3	3-2—5	0-0	0-0	0	0	0-0	0	0
2022 (MO)	11	5-1—6	1.5-0	0-0	0	1	0-0	0	1
2023 (CU)	6	2-2—3	1-5	1-5	0	1	0-0	2	0
TOTALS	20	10-5—15	2.5-5	1-5	0	2	0-0	2	1

GAME-BY-GAME-STATS

2021 (Missouri)

	SOLO	AST	TOT	TFL	SCK	YDS	FF	FR	INT	QBH	PBU	SF
SE Miss.	2	1	3	0	0	0	0	0	0	0	0	0
@ Georgia	0	1	1	0	0	0	0	0	0	0	0	0
S-Carolina	1	0	1	0	0	0	0	0	0	0	0	0

2022 (Missouri)

	SOLO	AST	TOT	TFL	SCK	YDS	FF	FR	INT	QBH	PBU	SF
@ La. Tech	0	0	0	0	0	0	0	0	0	0	0	0
@ Ks. State	0	0	0	0	0	0	0	1	0	0	0	0
Ab. Christian	1	0	1	0	0	0	0	0	0	0	0	0
@ Auburn	0	0	0	0	0	0	0	0	0	0	0	0
Georgia	0	0	0	0	0	0	0	0	0	0	0	0
@Florida	0	0	0	0	0	0	0	0	0	0	0	0
Vanderbilt	0	0	0	0	0	0	0	0	0	0	0	0
@ S- Carolina	0	0	0	0	0	0	0	0	0	0	0	0
@ Tennessee	0	0	0	0	0	0	0	0	0	0	0	0
NM State	2	1	3	1.5	0	0	0	0	0	0	0	0
Wake Forest	2	0	2	0	0	0	0	0	0	0	0	0

2023 (Colorado)

	GP	UT-AT—TT	TFL	Sacks	FF	FR	Int	QBH	PBU
TCU	Y	0-0—0	0-0	0-0	0	0	0-(0)	0	0
Nebraska	Y	0-0—0	0-0	0-0	0	1	0-(0)	1	0
Colorado St.	Y	0-0—0	0-0	0-0	0	0	0-(0)	1	0
@ Oregon	Y	0-1—1	0-0	0-0	0	0	0-(0)	0	0
@ ASU	Y	1-1—2	1-5	1-5	0	0	0-(0)	0	0
Stanford	Y	1-0—1	0-0	0-0	0	0	0-(0)	0	0

CAREER HIGHS

CAREER HIGHS	Overall	At CU
Solo Tackles	2,3X, Wake Forest, 12/23/22	
Ast Tackles	1, 3X, New Mexico State, 11/19/22	
Total Tackles	3,2X, New Mexico State, 11/19/22	

- Registered his first career sack against Arizona State.



55 Leonard Payne

Gr. • DL

87 Michael Harrison

Jr. • TE

CAREER STATS

	GP	UT-AT—TT	TFL	Sacks	FF	FR	Int	QBH	PBU
2019 (FS)	2	1-2—3	0-0	0-0	0	0	0-0	0	0
2021 (FS)	9	10-12—22	5-0	3.5-0	0	1	0-0	0	0
2022 (FS)	11	6-4—10	5.5-0	2-0	1	1	0-0	0	0
2023 (CU)	7	2-1—3	.5-4	.5-4	0	0	0-0	2	0
TOTALS	29	19-19—38	11-4	6-4	1	2	0-0	2	0

GAME-BY-GAME-STATS

2019 (Fresno State)

	SOLO	AST	TOT	TFL	SCK	YDS	FF	FR	INT	QBH	PBU	SF
@Air Force	1	1	2	0	0	0	0	0	0	0	0	0
@SDSU	0	1	1	0	0	0	0	0	0	0	0	0

2021 (Fresno State)

	SOLO	AST	TOT	TFL	SCK	YDS	FF	FR	INT	QBH	PBU	SF
UCONN	0	2	2	.5	.5	0	0	0	0	0	0	0
@ Oregon	1	2	3	.5	0	0	0	0	0	0	0	0
Cal Poly	3	1	4	1.5	1	0	0	0	0	0	0	0
@ UCLA	0	0	0	0	0	0	0	1	0	0	0	0
UNLV	1	1	2	0	0	0	0	0	0	0	0	0
@ Hawaii	2	0	2	0	0	0	0	0	0	0	0	0
@ Wyoming	2	2	4	1.5	1.5	0	0	0	0	0	0	0
Nevada	0	1	1	.5	.5	0	0	0	0	0	0	0
Boise St.	1	3	4	.5	0	0	0	0	0	0	0	0

2022 (Fresno State)

	SOLO	AST	TOT	TFL	SCK	YDS	FF	FR	INT	QBH	PBU	SF
Cal Poly	0	2	2	.5	0	0	0	0	0	0	0	0
Oregon St.	0	0	0	0	0	0	0	0	0	0	0	0
@ USC	0	0	0	0	0	0	0	0	0	0	0	0
@ UCONN	1	1	2	1	0	0	0	0	0	0	0	0
@ NM	1	0	1	1	1	0	0	0	0	0	0	0
SDSU	2	1	3	1	0	0	1	1	0	0	0	0
Hawaii	0	0	0	0	0	0	0	0	0	0	0	0
@ UNLV	1	0	1	1	0	0	0	0	0	0	0	0
Wyoming	0	0	0	0	0	0	0	0	0	0	0	0
@ Boise St.	0	0	0	0	0	0	0	0	0	0	0	0
Wash. St.	1	0	1	1	1	0	0	0	0	0	0	0

2023 (Colorado)

	GP	UT-AT—TT	TFL	Sacks	FF	FR	Int	QBH	PBU
TCU	Y	0-0—0	0-0	0-0	0	0	0-(0)	0	0
Nebraska	Y	0-1—1	.5-4	.5-4	0	0	0-(0)	0	0
Colorado St.	Y	1-0—1	0-0	0-0	0	0	0-(0)	0	1
@ Oregon	Y	0-0—0	0-0	0-0	0	0	0-(0)	0	0
USC	Y	0-0—0	0-0	0-0	0	0	0-(0)	0	0
@ ASU	Y	1-0—0	0-0	0-0	0	0	0-(0)	0	0
Stanford	Y	0-0—0	0-0	0-0	0	0	0-(0)	1	0

CAREER HIGHS

CAREER HIGHS	Overall	At CU
Solo Tackles	3, Cal Poly, 9/11/21	
Ast Tackles	3, Boise State, 11/6/21	1, Nebraska, 9/9/23
Total Tackles	4,2X, Boise State, 11/6/21	
Tackles loss	2.5, Texas Tech, 10/2/21	.5, Nebraska, 9/9/23

CAREER STATS

	GP	Rec	Yds	Avg.	TD
2021 (CU)	12	0	0	0	0
2022 (CU)	12	2	12	6	0
2023 (CU)	7	26	215	8.2	4
Totals	31	28	227	8.1	4

GAME-BY-GAME STATS

2021 (Colorado)

	REC	Yds	Avg.	TD
UNCO	0	0	0	0
Texas A&M	0	0	0	0
Minnesota	0	0	0	0
@ Arizona St	0	0	0	0
USC	0	0	0	0
Arizona	0	0	0	0
@ California	0	0	0	0
@ Oregon	0	0	0	0
Oregon St	0	0	0	0
@ UCLA	0	0	0	0
Washington	0	0	0	0
Utah	0	0	0	0

2022 (Colorado)

	REC	Yds	Avg.	TD
TCU	0	0	0	0
@ Air Force	0	0	0	0
@ Minneota	0	0	0	0
UCLA	0	0	0	0
@ Arizona	0	0	0	0
California	0	0	0	0
@ Oregon St	0	0	0	0
Arizona St	0	0	0	0
Oregon	0	0	0	0
@ USC	0	0	0	0
@ Wash.	1	3	3	0
Utah	1	9	9	0

2023 (Colorado)

	REC	Yds	Avg.	TD
@ TCU	2	12	6	0
Nebraska	2	25	12.5	0
Colorado St.	7	76	10.9	2
@ Oregon	3	22	11	1
USC	6	44	7.3	1
@ ASU	6	36	6	0
Stanford	0	0	0	0

CAREER HIGHS

CAREER HIGHS	Overall
Reception	7, CSU, 9/16/23
Rec Yards	76, CSU, 9/16/23
Rec TDS	2, CSU, 9/16/23

- Against CSU in week three he finished the game with seven catches for 76 yards and two touchdowns with one two-point conversion. He caught the two point conversion to tie the game late in the fourth quarter and then both touchdowns in the two overtimes.
- It's the first two touchdowns of his career, and he scored 14 points in all against CSU.



88 Amari McNeill

So. • DL

CAREER STATS

	GP	UT-AT—TT	TFL	Sacks	FF	FR	Int	QBH	PBU
2022 (TN)	6	2-1—3	0-0	0-0	0	0	0-0	0	1
2023 (CU)	7	10-5—15	3.5-13	2.5-11	1	0	0-0	1	1
TOTALS	13	12-6—18	3.5-13	2.5-11	1	0	0-0	1	2

GAME-BY-GAME-STATS

2022 (Tennessee)

	SOLO	AST	TOT	TFL	SCK	YDS	FF	FR	INT	QBH	PBU	SF
Ball State	0	0	0	0	0	0	0	0	0	0	1	0
Akron	0	0	0	0	0	0	0	0	0	0	0	0
UT Martin	1	0	1	0	0	0	0	0	0	0	0	0
Missouri	0	0	0	0	0	0	0	0	0	0	0	0
@Vanderbilt	0	1	1	0	0	0	0	0	0	0	0	0
Clemson	1	0	1	0	0	0	0	0	0	0	0	0

2023 (Colorado)

	GP	UT-AT—TT	TFL	Sacks	FF	FR	Int	QBH	PBU
TCU	Y	0-0—0	0-0	0-0	0	0	0-(0)	0	0
Nebraska	Y	0-0—0	0-0	0-0	0	0	0-(0)	0	1
Colorado St.	Y	4-1—5	2-3	1-1	0	0	0-(0)	0	0
@ Oregon	Y	2-1—3	0-0	0-0	0	0	0-(0)	0	0
USC	Y	1-2—3	.5-2	.5-2	0	0	0-(0)	0	0
@ ASU	Y	1-1—2	1-8	1-8	1	0	0-(0)	0	0
Stanford	Y	2-0—2	0-0	0-0	0	0	0-(0)	1	0

CAREER HIGHS

CAREER HIGHS	Overall
Solo Tackles	4, CSU, 9/16/23
Ast Tackles	2, USC, 9/30/23
Total Tackles	5, CSU, 9/16/23

95 Bishop Thomas

Fr. • DL

CAREER STATS

	GP	UT-AT—TT	TFL	Sacks	FF	FR	Int	QBH	PBU
2022 (FSU)	2	0-1—1	0-0	0-0	0	0	0-0	0	1
2023 (CU)	6	5-1—6	2-2	0-0	0	1	0-0	2	1
TOTALS	8	5-2—7	2-2	0-0	0	1	0-0	2	2

GAME-BY-GAME-STATS

2022 (Tennessee)

	GP	UT-AT—TT	TFL	Sacks	FF	FR	Int	QBH	PBU
BC	Y	0-1—1	0-0	0-0	0	0	0-(0)	0	1
Louisiana	Y	0-0—0	0-0	0-0	0	0	0-(0)	0	0

2023 (Colorado)

	GP	UT-AT—TT	TFL	Sacks	FF	FR	Int	QBH	PBU
TCU	Y	0-0—0	0-0	0-0	0	0	0-(0)	0	0
Nebraska	Y	0-0—0	0-0	0-0	0	1	0-(0)	0	0
Colorado St.	Y	1-0—1	1-1	0-0	0	0	0-(0)	1	1
@ Oregon	Y	0-1—1	0-0	0-0	0	0	0-(0)	0	0
USC	Y	1-0—1	0-0	0-0	0	0	0-(0)	1	0
@ ASU	Y	3-0—3	1-1	0-0	0	0	0-(0)	1	0

CAREER HIGHS

CAREER HIGHS	Overall	At CU
Solo Tackles	1, Boston College, 9/24/22	
Ast Tackles	1, Boston College, 9/24/22	
Total Tackles	1, Boston College, 9/24/22	



99 Shane Cokes

Gr. • DL

CAREER STATS

	GP	UT-AT—TT	TFL	Sacks	FF	FR	Int	QBH	PBU
2019 (DM)	2	1-1—2	0-0	0-0	0	0	0-0	0	0
2021 (DM)	10	19-13—32	5.5-0	4-0	0	1	0-0	1	0
2022 (DM)	10	27-26—53	8.5-0	4.5-0	1	0	0-0	2	1
2023 (CU)	7	6-8—14	0-0	0-0	0	0	0-0	0	1
TOTALS	29	53-48—101	14-0	8.5-0	1	1	0-0	3	2

GAME-BY-GAME-STATS

2019 (Dartmouth)

	SOLO	AST	TOT	TFL	SCK	YDS	FF	FR	INT	QBH	PBU	SF
Colgate	0	1	1	0	0	0	0	0	0	0	0	0
Yale	1	0	1	0	0	0	0	0	0	0	0	0

2021 (Dartmouth)

	SOLO	AST	TOT	TFL	SCK	YDS	FF	FR	INT	QBH	PBU	SF
@Valparaiso	2	2	4	0	0	0	0	0	0	0	0	0
Sacred Heart	1	0	1	1	0	0	0	0	0	0	0	0
@ Penn	0	1	1	.5	.5	4	0	0	0	0	0	0
Yale	4	1	5	0	0	0	0	0	0	0	0	0
@ N-Hamp	1	1	2	0	0	0	0	0	0	0	0	0
Columbia	2	2	4	0	0	0	0	0	0	0	0	0
@ Harvard	0	1	1	.5	0	0	0	1	0	1	0	0
Princeton	4	3	7	2.5	2.5	13	0	0	0	0	0	0
Cornell	1	0	1	1	1	10	0	0	0	0	0	0
@ Brown	4	2	6	0	0	0	0	0	0	0	0	0

2022 (Dartmouth)

	SOLO	AST	TOT	TFL	SCK	YDS	FF	FR	INT	QBH	PBU	SF
Valparaiso	1	5	6	1	1	4	0	0	0	0	0	0
@Sacred Hrt	4	4	8	1	0	0	0	0	0	0	0	0
Penn	6	2	8	.5	.5	1	0	0	0	2	0	0
@ Yale	3	3	6	.5	0	0	0	0	0	0	0	0
N-Hamp	3	2	5	2.5	1	11	1	0	0	0	0	0
@Columbia	0	2	2	0	0	0	0	1	0	0	0	0
Harvard	3	2	5	1	1	6	0	0	0	0	0	0
@ Princeton	1	2	3	0	0	0	0	0	0	0	1	0
@Cornell	3	2	5	.5	0	0	0	0	0	0	0	0
@ Brown	3	2	5	1.5	1	6	0	0	0	0	0	0

2023 (Colorado)

	GP	UT-AT—TT	TFL	Sacks	FF	FR	Int	QBH	PBU
@ TCU	Y	1-3—4	0-0	0-0	0	0	0-(0)	0	0
Nebraska	Y	0-1—1	0-0	0-0	0	0	0-(0)	0	0
Colorado St.	Y	0-1—1	0-0	0-0	0	0	0-(0)	0	0
@ Oregon	Y	2-2—4	0-0	0-0	0	0	0-(0)	0	0
USC	Y	1-0—1	0-0	0-0	0	0	0-(0)	0	0
@ ASU	Y	1-1—2	0-0	0-0	0	0	0-(0)	0	1
Stanford	Y	1-0—0	0-0	0-0	0	0	0-(0)	0	0

CAREER HIGHS

CAREER HIGHS	Overall	At CU
Solo Tackles	6, Penn, 9/30/22	2, Oregon, 9/23/23
Ast Tackles	5, Valparaiso, 9/17/22	3, TCU, 9/2/23
Total Tackles	8,2X, Penn, 9/30/22	4, 2X, Oregon, 9/2/23
Tackles loss	2.5, New Hampshire, 10/15/22	
Sacks	2.5, Princeton, 11/5/21	



2023-24 Colorado Football
Game Results
All games

Team Results

	Date	Opponent		Score	Overall	Conf	Time	Attend
	09/02/2023	at TCU	W	45-42	1-0	0-0	3:39	53294
	09/09/2023	Nebraska	W	36-14	2-0	0-0	3:27	53241
	09/16/2023	Colorado St.	Wot2	43-35	3-0	0-0	4:04	53141
*	09/23/2023	at Oregon	L	6-42	3-1	0-1	3:33	59889
*	09/30/2023	Southern California	L	41-48	3-2	0-2	3:35	54032
*	10/07/2023	at Arizona St.	W	27-24	4-2	1-2	3:45	54086
*	10/13/2023	Stanford	Lot2	43-46	4-3	1-3	4:01	53154



2023-24 Colorado Football
Overall Team Statistics
All games

Team Statistics

	CU	OPP
Scoring	241	251
Points per game	34.4	35.9
Points Off Turnovers	33	24
First Downs	173	177
Rushing	52	60
Passing	100	103
Penalty	21	14
Rushing Yardage	604	1102
Yards gained rushing	964	1261
Yards lost rushing	360	159
Rushing attempts	227	248
Average per rush	2.7	4.4
Average per game	86.3	157.4
TDs Rushing	9	13
Passing Yardage	2423	2214
Comp-Att-Int	220-305-3	190-286-8
Average per pass	7.9	7.7
Average per catch	11.0	11.7
Average per game	346.1	316.3
TDs Passing	21	21
Total offense	3027	3316
Total plays	532	534
Average per play	5.7	6.2
Average per game	432.4	473.7
Kick returns: #-Yards	4-81	16-359
Punt returns: #-Yards	7-70	8-61
Int returns: #-Yards	8-84	3-23
Kick return average	20.3	22.4
Punt return average	10.0	7.6
Int return average	10.5	7.7
Fumbles-Lost	4-3	12-4
Penalties-Yards	69-560	64-595
Average per game	80.0	85.0
Punts-Yards	34-1453	28-1181
Average per punt	42.7	42.2
Net punt average	39.0	38.3
Kickoffs-Yards	40-2460	39-2539
Average per kick	61.5	65.1
Net kick average	38.4	40.7
Time of possession / game	28:15	31:45
3rd-down conversion	47/107	46/102
3rd-down pct	44%	45%
4rd-down conversion	6/10	7/13



**2023-24 Colorado Football
Overall Team Statistics
All games**

	CU	OPP
4rd-down pct	60%	54%
Sacks by-Yards	17-90	35-330
Misc Yards	0	0
Touchdowns scored	31	35
Field goals - attempts	8-12	3-9
On-Side kicks	0-1	0-0
Red-zone scores	(24-25) 96%	(23-31) 74%
Red-zone touchdowns	(19-25) 76%	(21-31) 68%
PAT-attempts	(25-26) 96%	(30-31) 97%
2-point conversion-attempts	(3-5) 60%	(1-4) 25%
Attendance	213568	167269
Games / Avg per game	4/53392	3/55756
Neutral site games	-	0/0

Score by Periods

Team	1st	2nd	3rd	4th	OT	TOT
Colorado	42	59	37	81	22	241
Opponents	48	73	61	52	17	251



**2023-24 Colorado Football
Team Game-by-Game
All games**

Date	Opponent	Rushing				Receiving				Passing				Kick Returns				Punt Returns				tot off
		no.	yds	td	lg	no.	yds	td	lg	cmp-att-int	yds	td	lg	no.	yds	td	lg	no.	yds	td	lg	
09/02/2023	at TCU	34	55	2	10	38	510	4	75	38-47-0	510	4	75	1	18	0	18	1	2	0	2	565
09/09/2023	Nebraska	33	58	2	34	32	396	2	41	32-44-0	396	2	41	0	0	0	0	2	11	0	12	454
09/16/2023	Colorado St.	25	70	0	19	38	348	4	45	38-47-1	348	4	45	2	46	0	24	0	0	0	0	418
09/23/2023	at Oregon	25	40	0	28	23	159	1	21	23-33-0	159	1	21	0	0	0	0	1	2	0	2	199
09/30/2023	Southern California	45	193	2	25	30	371	4	65	30-45-1	371	4	65	1	17	0	17	0	0	0	0	564
10/07/2023	at Arizona St.	30	56	2	16	26	239	1	43	26-42-0	239	1	43	0	0	0	0	2	49	0	51	295
10/13/2023	Stanford	35	132	1	38	33	400	5	48	33-47-1	400	5	48	0	0	0	0	1	6	0	6	532
Colorado		227	604	9	38	220	2423	21	75	220-305-3	2423	21	75	4	81	0	24	7	70	0	51	3027
Opponents		248	1102	13	74	190	2214	21	97	190-286-8	2214	21	97	16	359	0	86	8	61	0	27	3316

Colorado Averages

Games	Avg/ rush	Avg/ catch	Pass effic	KR avg	PR avg	All purpose avg/game	Total offense avg/game
7	2.7	11.0	159.6	20.3	10.0	466.0	432.4

Date	Opponent	Tackles			Sacks no-yds	Fumble ff fr-yds	Pass Defense			blkd kick	PAT attempts			off					
		ua	a	total			tfl-yds	int-yds	qbh		brup	kick	kick	rush	rcv	saf	t/o	pts	
09/02/2023	at TCU	46	20	66	0.0-0	0-0	1	0-0	2-0	2	3	0	6-6	0	0	0	0	0	45
09/09/2023	Nebraska	39	12	51	6.0-31	2-14	0	3-5	1-4	3	3	0	3-3	0	0	0	16	36	
09/16/2023	Colorado St.	61	10	71	9.0-17	3-8	1	1-0	3-80	5	3	1	3-3	0	2	0	10	43	
09/23/2023	at Oregon	40	46	86	6.0-20	2-12	0	0-0	1-0	0	2	0	0-1	0	0	0	0	6	
09/30/2023	Southern California	39	16	55	4.0-17	2-13	0	0-0	1-0	2	2	0	5-5	0	0	0	7	41	
10/07/2023	at Arizona St.	51	18	69	8.0-39	5-31	1	0-0	0-0	2	5	1	3-3	0	0	0	0	27	
10/13/2023	Stanford	55	4	59	6.0-18	3-12	0	0-0	0-0	6	4	0	5-5	1	0	0	0	43	
Colorado		331	126	457	39.0-142	17-90	3	4-5	8-84	20	22	2	25-26	1	2	0	33	241	
Opponents		331	128	459	56.0-368	35-330	3	3-54	3-23	25	25	4	30-31	0	1	0	24	251	

Date	Opponent	Punting										Field Goals			Kickoffs			
		no.	yds	avg	long	blkd	tb	fc	50+	i20	md-att	long	blkd	no.	yds	avg	tb	ob
09/02/2023	at TCU	3	133	44.3	56	0	0	0	1	1	1-2	49	1	7	414	59.1	1	1
09/09/2023	Nebraska	4	153	38.3	43	0	1	2	0	2	3-3	32	0	7	466	66.6	6	0
09/16/2023	Colorado St.	5	242	48.4	54	0	0	1	3	2	2-3	41	0	6	379	63.2	2	0
09/23/2023	at Oregon	7	281	40.1	56	1	0	2	1	3	0-0	0	0	2	104	52.0	0	0
09/30/2023	Southern California	5	169	33.8	48	1	0	1	0	0	0-1	0	0	6	388	64.7	4	0
10/07/2023	at Arizona St.	7	347	49.6	60	0	0	2	5	2	2-2	43	0	6	333	55.5	1	2
10/13/2023	Stanford	3	128	42.7	57	0	0	0	1	2	0-1	0	0	6	376	62.7	3	1
Colorado		34	1453	42.7	60	2	1	8	11	12	8-12	49	1	40	2460	61.5	17	4
Opponents		28	1181	42.2	57	0	2	6	4	9	3-9	46	2	39	2539	65.1	34	0



2023-24 Colorado Football
Opponents Game-by-Game
All games

Date	Opponent	Rushing				Receiving				Passing				Kick Returns				Punt Returns				tot off		
		no.	yds	td	lg	no.	yds	td	lg	cmp	att	int	yds	td	lg	no.	yds	td	lg	no.	yds		td	lg
09/02/2023	at TCU	37	262	4	74	24	279	2	23	24	42	2	279	2	23	5	150	0	86	0	0	0	0	541
09/09/2023	Nebraska	41	222	1	57	11	119	1	21	11	22	1	119	1	21	1	23	0	23	0	0	0	0	341
09/16/2023	Colorado St.	39	102	0	13	35	397	4	46	35	48	3	397	4	46	2	54	0	30	2	28	0	27	499
09/23/2023	at Oregon	38	240	3	25	30	282	3	36	30	35	1	282	3	36	1	24	0	24	2	15	0	18	522
09/30/2023	Southern California	25	95	1	27	30	403	6	71	30	40	1	403	6	71	2	44	0	26	2	3	0	2	498
10/07/2023	at Arizona St.	29	57	2	12	32	335	1	30	32	50	0	335	1	30	3	42	0	22	2	15	0	8	392
10/13/2023	Stanford	39	124	2	12	28	399	4	97	28	49	0	399	4	97	2	22	0	20	0	0	0	0	523
Opponents		248	1102	13	74	190	2214	21	97	190	286	8	2214	21	97	16	359	0	86	8	61	0	27	3316
Colorado		227	604	9	38	220	2423	21	75	220	305	3	2423	21	75	4	81	0	24	7	70	0	51	3027

Opponents Averages

Games	Avg/ rush	Avg/ catch	Pass effc	KR avg	PR avg	All purpose avg/game	Total offense avg/game
7	4.4	11.7	150.1	22.4	7.6	537.0	473.7

Date	Opponent	Tackles			Sacks no-yds	Fumble		Pass Defense			blkd kick	PAT attempts			off			
		ua	a	total		tfl-yds	ff	fr-yds	int-yds	qbh		brup	kick	kick	rush	rcv	saf	t/o
09/02/2023	at TCU	44	34	78	7.0-36	4-32	1	1-9	0-0	3	2	1	6-6	0	0	0	7	42
09/09/2023	Nebraska	57	6	63	11.0-71	8-65	1	1-0	0-0	4	2	0	2-2	0	0	0	0	14
09/16/2023	Colorado St.	58	4	62	9.0-46	4-37	1	1-45	1-0	2	1	0	5-5	0	0	0	7	35
09/23/2023	at Oregon	26	38	64	7.0-73	7-73	0	0-0	0-0	1	7	2	4-4	0	1	0	0	42
09/30/2023	Southern California	56	10	66	8.0-36	3-26	0	0-0	1-23	4	4	1	6-7	0	0	0	7	48
10/07/2023	at Arizona St.	38	28	66	9.0-56	5-48	0	0-0	0-0	6	7	0	3-3	0	0	0	0	24
10/13/2023	Stanford	52	8	60	5.0-50	4-49	0	0-0	1-0	5	2	0	4-4	0	0	0	3	46
Opponents		331	128	459	56.0-368	35-330	3	3-54	3-23	25	25	4	30-31	0	1	0	24	251
Colorado		331	126	457	39.0-142	17-90	3	4-5	8-84	20	22	2	25-26	1	2	0	33	241

Date	Opponent	Punting										Field Goals			Kickoffs			
		no.	yds	avg	long	blkd	tb	fc	50+	i20	md-att	long	blkd	no.	yds	avg	tb	ob
09/02/2023	at TCU	2	95	47.5	48	0	0	1	0	1	0-1	0	0	7	455	65.0	6	0
09/09/2023	Nebraska	4	140	35.0	46	0	0	0	0	0	0-1	0	0	2	130	65.0	2	0
09/16/2023	Colorado St.	6	253	42.2	46	0	0	1	0	1	0-1	0	1	5	333	66.6	3	0
09/23/2023	at Oregon	2	96	48.0	53	0	0	1	1	1	0-0	0	0	7	455	65.0	7	0
09/30/2023	Southern California	4	190	47.5	57	0	2	1	1	1	0-1	0	0	8	516	64.5	6	0
10/07/2023	at Arizona St.	7	303	43.3	53	0	0	1	2	4	1-2	33	1	4	260	65.0	4	0
10/13/2023	Stanford	3	104	34.7	43	0	0	1	0	1	2-3	46	0	6	390	65.0	6	0
Opponents		28	1181	42.2	57	0	2	6	4	9	3-9	46	2	39	2539	65.1	34	0
Colorado		34	1453	42.7	60	2	1	8	11	12	8-12	49	1	40	2460	61.5	17	4



2023-24 Colorado Football
Overall Defense Statistics
All games

Team Defense

##	Player	gp	Tackles				tfl/yds	Sacks no-yds	Pass defense			Fumbles		blkd	
			ua	a	tot				int-yds	brup	qbh	fr-yds	ff	kick	saf
21	Shilo Sanders	6	31	6	37	.	.	1-80	1	1	.	1	.	.	
43	Trevor Woods	6	26	10	36	.	.	2-0	1	2	.	1	.	.	
3	Omarion Cooper	7	28	5	33	2-10	1-8	.	5	
20	LaVonta Bentley	7	16	15	31	4-13	1-7	.	1	4	
51	Juwan Mitchell	6	20	11	31	2.5-14	
25	Marvin Ham	7	19	10	29	1.5-4	1-4	.	1	
29	Rodrick Ward	7	21	8	29	1-5	.	.	1	
44	Jordan Domineck	7	22	5	27	7.5-26	3-17	.	1	3	1-5	.	.	.	
7	Cam'Ron Silmon-Craig	7	21	3	24	2-2	1-1	3-4	1	
49	Taijh Alston	7	11	6	17	4.5-20	2.5-15	.	1	2	
18	Myles Slusher	3	15	1	16	1.5-8	1-7	.	1	
88	Amari McNeill	7	10	5	15	3.5-13	2.5-11	.	1	1	.	1	.	.	
99	Shane Cokes	7	6	8	14	.	.	.	1	
12	Travis Hunter	4	11	3	14	.	.	1-0	2	
23	Carter Stoutmire	4	11	.	11	1-2	1	.	
42	Jeremiah Brown	7	5	4	9	.	.	.	1	
9	Derrick McLendon II	7	5	3	8	1.5-7	1.5-7	.	.	1	1-0	.	.	.	
41	Khairi Manns	7	5	3	8	1-4	1-4	
33	Deeve Harris	7	2	5	7	
95	Bishop Thomas	6	6	.	6	2-2	.	.	1	2	1-0	.	.	.	
10	Kyndrich Breedlove	5	6	.	6	1-1	
31	Jaden Milliner-Jones	7	4	2	6	
8	Jahquez Robinson	2	4	2	6	.	.	1-0	
38	Brendan Gant	4	4	1	5	
8	Kavosiey Smoke	7	4	.	4	
53	Arden Walker	7	2	2	4	1-5	1-5	.	.	2	1-0	.	.	.	
36	Adam Hopkins	3	3	1	4	
55	Leonard Payne Jr.	7	2	1	3	0.5-4	0.5-4	.	1	1	.	.	1	.	
22	Demouy Kennedy	7	1	1	2	
1	Corman McClain	5	1	1	2	1-2	.	.	1	
13	Sav'ell Smalls	4	.	2	2	1	
50	JJ Hawkins	6	2	.	2	
40	Taje McCoy	4	1	.	1	
4	Javon Antonio	5	1	.	1	
4	Travis Jay	3	.	1	1	
10	Xavier Weaver	7	1	.	1	
5	Jimmy Horn Jr.	7	.	1	1	
13	Kaleb Mathis	7	1	.	1	
7	Jaylen Ellis	3	1	.	1	
47	Cameron Warchuck	7	1	.	1	
52	Chazz Wallace	5	1	.	1	



2023-24 Colorado Football
Overall Defense Statistics
All games

Page 2/2
as of Oct 24, 2023

##	Player	gp	Tackles				Sacks	Pass defense			Fumbles		blkd	
			ua	a	tot	tfl/yds		no-yds	int-yds	brup	qbh	fr-yds	ff	kick
	Totals	7	331	126	457	39-142	17-90	8-84	22	20	4-5	3	2	0
	Opponents	7	331	128	459	56-368	35-330	3-23	25	25	3-54	3	4	0



2023-24 Colorado Football
Team Game Highs
All games

Colorado - Game Highs

RUSHES	45	Southern California (09/30/2023)
YARDS RUSHING	193	Southern California (09/30/2023)
YARDS PER RUSH	4.3	Southern California (09/30/2023)
TD RUSHES	2	at Arizona St. (10/07/2023)
	2	Southern California (09/30/2023)
	2	Nebraska (09/09/2023)
	2	at TCU (09/02/2023)
PASS ATTEMPTS	47	Stanford (10/13/2023)
	47	Colorado St. (09/16/2023)
	47	at TCU (09/02/2023)
PASS COMPLETIONS	38	Colorado St. (09/16/2023)
	38	at TCU (09/02/2023)
YARDS PASSING	510	at TCU (09/02/2023)
YARDS PER PASS	10.9	at TCU (09/02/2023)
TD PASSES	5	Stanford (10/13/2023)
TOTAL PLAYS	90	Southern California (09/30/2023)
TOTAL OFFENSE	565	at TCU (09/02/2023)
YARDS PER PLAY	7.0	at TCU (09/02/2023)
POINTS	45	at TCU (09/02/2023)
SACKS BY	5	at Arizona St. (10/07/2023)
FIRST DOWNS	32	Stanford (10/13/2023)
	32	Southern California (09/30/2023)
PENALTIES	17	Stanford (10/13/2023)
PENALTY YARDS	127	Stanford (10/13/2023)
TURNOVERS	2	Colorado St. (09/16/2023)
PUNTS	7	at Arizona St. (10/07/2023)
	7	at Oregon (09/23/2023)
PUNTING AVG	49.6	at Arizona St. (10/07/2023)
LONG PUNT	60	at Arizona St. (10/07/2023)
PUNTS INSIDE 20	3	at Oregon (09/23/2023)
LONG PUNT RETURN	51	at Arizona St. (10/07/2023)



2023-24 Colorado Football
Opponent Match Highs
All games

Opponent - Game Highs

RUSHES	41	Nebraska (09/09/2023)
YARDS RUSHING	262	at TCU (09/02/2023)
YARDS PER RUSH	7.1	at TCU (09/02/2023)
TD RUSHES	4	at TCU (09/02/2023)
PASS ATTEMPTS	50	at Arizona St. (10/07/2023)
PASS COMPLETIONS	35	Colorado St. (09/16/2023)
YARDS PASSING	403	Southern California (09/30/2023)
YARDS PER PASS	10.1	Southern California (09/30/2023)
TD PASSES	6	Southern California (09/30/2023)
TOTAL PLAYS	88	Stanford (10/13/2023)
TOTAL OFFENSE	541	at TCU (09/02/2023)
YARDS PER PLAY	7.7	Southern California (09/30/2023)
POINTS	48	Southern California (09/30/2023)
SACKS BY	8	Nebraska (09/09/2023)
FIRST DOWNS	30	Stanford (10/13/2023)
	30	at Oregon (09/23/2023)
PENALTIES	17	Colorado St. (09/16/2023)
PENALTY YARDS	182	Colorado St. (09/16/2023)
TURNOVERS	4	Colorado St. (09/16/2023)
	4	Nebraska (09/09/2023)
PUNTS	7	at Arizona St. (10/07/2023)
PUNTING AVG	48.0	at Oregon (09/23/2023)
LONG PUNT	57	Southern California (09/30/2023)
PUNTS INSIDE 20	4	at Arizona St. (10/07/2023)
LONG PUNT RETURN	27	Colorado St. (09/16/2023)



2023-24 Colorado Football
Team Match Lows
All games

Colorado - Game Lows

RUSHES	25	at Oregon (09/23/2023)
	25	Colorado St. (09/16/2023)
YARDS RUSHING	40	at Oregon (09/23/2023)
YARDS PER RUSH	1.6	at Oregon (09/23/2023)
TD RUSHES	0	at Oregon (09/23/2023)
	0	Colorado St. (09/16/2023)
PASS ATTEMPTS	33	at Oregon (09/23/2023)
PASS COMPLETIONS	23	at Oregon (09/23/2023)
YARDS PASSING	159	at Oregon (09/23/2023)
YARDS PER PASS	4.8	at Oregon (09/23/2023)
TD PASSES	1	at Arizona St. (10/07/2023)
	1	at Oregon (09/23/2023)
TOTAL PLAYS	58	at Oregon (09/23/2023)
TOTAL OFFENSE	199	at Oregon (09/23/2023)
YARDS PER PLAY	3.4	at Oregon (09/23/2023)
POINTS	6	at Oregon (09/23/2023)
SACKS BY	0	at TCU (09/02/2023)
FIRST DOWNS	13	at Oregon (09/23/2023)
PENALTIES	6	at TCU (09/02/2023)
PENALTY YARDS	35	at TCU (09/02/2023)
INTERCEPTIONS BY	0	Stanford (10/13/2023)
	0	at Arizona St. (10/07/2023)
PUNTS	3	Stanford (10/13/2023)
	3	at TCU (09/02/2023)
PUNTING AVG	33.8	Southern California (09/30/2023)
LONG PUNT	43	Nebraska (09/09/2023)
PUNTS INSIDE 20	0	Southern California (09/30/2023)
LONG PUNT RETURN	0	Southern California (09/30/2023)
	0	Colorado St. (09/16/2023)



**2023-24 Colorado Football
Opponent Match Lows
All games**

Opponent - Game Lows

RUSHES	25	Southern California (09/30/2023)
YARDS RUSHING	57	at Arizona St. (10/07/2023)
YARDS PER RUSH	2.0	at Arizona St. (10/07/2023)
TD RUSHES	0	Colorado St. (09/16/2023)
PASS ATTEMPTS	22	Nebraska (09/09/2023)
PASS COMPLETIONS	11	Nebraska (09/09/2023)
YARDS PASSING	119	Nebraska (09/09/2023)
YARDS PER PASS	5.4	Nebraska (09/09/2023)
TD PASSES	1	at Arizona St. (10/07/2023)
	1	Nebraska (09/09/2023)
TOTAL PLAYS	63	Nebraska (09/09/2023)
TOTAL OFFENSE	341	Nebraska (09/09/2023)
YARDS PER PLAY	5.0	at Arizona St. (10/07/2023)
POINTS	14	Nebraska (09/09/2023)
SACKS BY	3	Southern California (09/30/2023)
FIRST DOWNS	15	Nebraska (09/09/2023)
PENALTIES	6	Southern California (09/30/2023)
	6	Nebraska (09/09/2023)
PENALTY YARDS	40	Nebraska (09/09/2023)
INTERCEPTIONS BY	0	at Arizona St. (10/07/2023)
	0	at Oregon (09/23/2023)
	0	Nebraska (09/09/2023)
	0	at TCU (09/02/2023)
PUNTS	2	at Oregon (09/23/2023)
	2	at TCU (09/02/2023)
PUNTING AVG	34.7	Stanford (10/13/2023)
LONG PUNT	43	Stanford (10/13/2023)
PUNTS INSIDE 20	0	Nebraska (09/09/2023)
LONG PUNT RETURN	0	Stanford (10/13/2023)
	0	Nebraska (09/09/2023)
	0	at TCU (09/02/2023)



**2023-24 Colorado Football
Individual Game Highs
All games**

Colorado - Individual Game Highs

RUSHES	16	Anthony Hankerson vs Southern California (09/30/2023)
YARDS RUSHING	74	Anthony Hankerson vs Southern California (09/30/2023)
TD RUSHES	1	Xavier Weaver vs Stanford (10/13/2023)
	1	Shedeur Sanders at Arizona St. (10/07/2023)
	1	Xavier Weaver at Arizona St. (10/07/2023)
	1	Anthony Hankerson vs Southern California (09/30/2023)
	1	Shedeur Sanders vs Southern California (09/30/2023)
	1	Shedeur Sanders vs Nebraska (09/09/2023)
	1	Tar'Varish Dawson vs Nebraska (09/09/2023)
	1	Dylan Edwards at TCU (09/02/2023)
	1	Sy'veon Wilkerson at TCU (09/02/2023)
LONG RUSH	38	Shedeur Sanders vs Stanford (10/13/2023)
PASS ATTEMPTS	47	Shedeur Sanders vs Stanford (10/13/2023)
	47	Shedeur Sanders vs Colorado St. (09/16/2023)
	47	Shedeur Sanders at TCU (09/02/2023)
PASS COMPLETIONS	38	Shedeur Sanders vs Colorado St. (09/16/2023)
	38	Shedeur Sanders at TCU (09/02/2023)
YARDS PASSING	510	Shedeur Sanders at TCU (09/02/2023)
TD PASSES	5	Shedeur Sanders vs Stanford (10/13/2023)
LONG PASS	75	Shedeur Sanders at TCU (09/02/2023)
RECEPTIONS	13	Travis Hunter vs Stanford (10/13/2023)
YARDS RECEIVING	196	Omarion Miller vs Southern California (09/30/2023)
TD RECEPTIONS	3	Dylan Edwards at TCU (09/02/2023)
LONG RECEPTION	75	Dylan Edwards at TCU (09/02/2023)
PUNTS	7	Mark Vassett at Arizona St. (10/07/2023)
PUNTING AVG	49.6	Mark Vassett at Arizona St. (10/07/2023)
LONG PUNT	60	Mark Vassett at Arizona St. (10/07/2023)
PUNTS INSIDE 20	3	Mark Vassett at Oregon (09/23/2023)
LONG PUNT RETURN	51	Xavier Weaver at Arizona St. (10/07/2023)
LONG KICKOFF RETURN	24	Dylan Edwards vs Colorado St. (09/16/2023)
TACKLES	15	Juwan Mitchell vs Colorado St. (09/16/2023)
SACKS	1.5	Taijh Alston vs Nebraska (09/09/2023)
TACKLES FOR LOSS	2.5	Jordan Domineck vs Nebraska (09/09/2023)



2023-24 Colorado Football
Individual Statistics
All games

Rushing

Player	gp	att	gain	loss	net	avg	td	lg	avg/g
Dylan Edwards	7	54	263	13	250	4.6	1	34	35.7
Anthony Hankerson	7	56	244	5	239	4.3	1	20	34.1
Sy'veon Wilkerson	5	20	61	1	60	3.0	1	10	12.0
Alton McCaskill	3	12	45	0	45	3.8	0	6	15.0
Jimmy Horn Jr.	7	2	19	1	18	9.0	0	17	2.6
Xavier Weaver	7	2	15	0	15	7.5	2	14	2.1
Charlie Offerdahl	7	2	11	0	11	5.5	0	6	1.6
Tar'Varish Dawson	7	1	8	0	8	8.0	1	8	1.1
Kavosiey Smoke	7	2	0	2	-2	-1.0	0	0	-0.3
Ryan Staub	1	1	0	12	-12	-12.0	0	0	-12.0
Shedeur Sanders	7	73	298	321	-23	-0.3	3	38	-3.3
Team	7	2	0	5	-5	-2.5	0	0	-0.7
Total	7	227	964	360	604	2.7	9	38	86.3
Opponents	7	248	1261	159	1102	4.4	13	74	157.4

Punt Returns

Player	no.	yds	avg	td	lg
Xavier Weaver	1	51	51.0	0	51
Jimmy Horn Jr.	6	19	3.2	0	12
Total	7	70	10.0	0	51
Opponents	8	61	7.6	0	27

Interceptions

Player	no.	yds	avg	td	lg
Cam'Ron Silmon-Craig	3	4	1.3	0	4
Trevor Woods	2	0	0.0	0	0
Shilo Sanders	1	80	80.0	1	80
Jahquez Robinson	1	0	0.0	0	0
Travis Hunter	1	0	0.0	0	0
Total	8	84	10.5	1	80
Opponents	3	23	7.7	0	23

Passing

Player	gp	effic	comp-att-int	pct	yds	td	lg	avg/g
Shedeur Sanders	7	160.3	219-303-3	72.3	2420	21	75	345.7
Ryan Staub	1	62.6	1-2-0	50.0	3	0	3	3.0
Total	7	159.6	220-305-3	72.1	2423	21	75	346.1
Opponents	7	150.1	190-286-8	66.4	2214	21	97	316.3

Kick Returns

Player	no.	yds	avg	td	lg
Dylan Edwards	4	81	20.3	0	24
Total	4	81	20.3	0	24
Opponents	16	359	22.4	0	86

Receiving

Player	gp	no.	yds	avg	td	lg	avg/g
Xavier Weaver	7	50	631	12.6	4	48	90.1
Jimmy Horn Jr.	7	44	436	9.9	4	45	62.3
Travis Hunter	4	29	353	12.2	2	43	88.3
Michael Harrison	7	26	215	8.3	4	21	30.7
Dylan Edwards	7	23	217	9.4	3	75	31.0
Tar'Varish Dawson	7	14	124	8.9	1	30	17.7
Javon Antonio	5	12	157	13.1	2	43	31.4
Anthony Hankerson	7	8	39	4.9	0	11	5.6
Omarion Miller	5	8	205	25.6	1	65	41.0
Alton McCaskill	3	2	19	9.5	0	18	6.3
Willie Gaines	5	2	12	6.0	0	9	2.4
Sy'veon Wilkerson	5	2	15	7.5	0	11	3.0
Total	7	220	2423	11.0	21	75	346.1
Opponents	7	190	2214	11.7	21	97	316.3

Fumble Returns

Player	no.	yds	avg	td	lg
Jordan Domineck	1	5	5.0	0	5
Derrick McLendon II	1	0	0.0	0	0
Arden Walker	1	0	0.0	0	0
Bishop Thomas	1	0	0.0	0	0
Total	4	5	1.3	0	5
Opponents	3	54	18.0	1	45



**2023-24 Colorado Football
Individual Statistics
All games**

Scoring

Player	td	fg	PAT						pts
			kick	rush	rcv	pass	dxp	saf	
Xavier Weaver	6	-	-	-	1	-	-	-	38
Alejandro Mata	-	4-5	15-16	-	-	-	-	-	27
Michael Harrison	4	-	-	-	1	-	-	-	26
Jimmy Horn Jr.	4	-	-	-	-	-	-	-	24
Dylan Edwards	4	-	-	-	-	-	-	-	24
Jace Feely	-	4-7	10-10	-	-	-	-	-	22
Shedeur Sanders	3	-	-	-	-	2	-	-	18
Javon Antonio	2	-	-	-	-	-	-	-	12
Tar'Varish Dawson	2	-	-	-	-	-	-	-	12
Travis Hunter	2	-	-	-	-	-	-	-	12
Shilo Sanders	1	-	-	-	-	-	-	-	6
Sy'veon Wilkerson	1	-	-	-	-	-	-	-	6
Anthony Hankerson	1	-	-	-	-	-	-	-	6
Omarion Miller	1	-	-	-	-	-	-	-	6
Caleb Fauria	-	-	-	1	-	-	-	-	2
Total	31	8-12	25-26	1	2	2	0	0	241
Opponents	35	3-9	30-31	0	1	1	0	0	251

Field Goals

Player	fg	pct.	01-19	20-29	30-39	40-49	50-99	lg	blk
Jace Feely	4-7	57.1	0-0	0-0	3-4	1-3	0-0	49	1
Alejandro Mata	4-5	80.0	0-0	1-1	0-0	3-4	0-0	43	0
Opponents	3-9	33.3	0-0	0-0	2-4	1-3	0-2	46	2

FG Sequence

Team Name	Colorado	Opponents
Nebraska	(31),(32),(30)	45
TCU	49,(49)	43
Colorado St.	39,(20),(41)	(),52
Southern California	41	38
Arizona St.	(42),(43)	(33),52
Stanford	46	37,(46),(31)

Numbers in (parentheses) indicate field goal was made

Total Offense

Player	g	plays	rush	pass	total	avg/g
Shedeur Sanders	7	376	-23	2420	2397	342.4
Dylan Edwards	7	54	250	0	250	35.7
Anthony Hankerson	7	56	239	0	239	34.1
Sy'veon Wilkerson	5	20	60	0	60	12.0
Alton McCaskill	3	12	45	0	45	15.0
Jimmy Horn Jr.	7	2	18	0	18	2.6
Xavier Weaver	7	2	15	0	15	2.1
Charlie Offerdahl	7	2	11	0	11	1.6
Tar'Varish Dawson	7	1	8	0	8	1.1
Kavosiey Smoke	7	2	-2	0	-2	-0.3
Ryan Staub	1	3	-12	3	-9	-9.0
Team	7	0	-5	0	-5	-0.7
Total	7	532	604	2423	3027	432.4
Opponents	7	534	1102	2214	3316	473.7

Punting

Player	no.	yds	avg	lg	tb	fc	i20	50+	blk
Mark Vassett	32	1424	44.5	60	1	8	12	11	0
Team	2	29	14.5	0	0	0	0	0	2
Total	34	1453	42.7	60	1	8	12	11	2
Opponents	28	1181	42.2	57	2	6	9	4	0

Kickoffs

Player	no.	yds	avg	tb	ob	retn	net	ydln
Jace Feely	31	1963	63.3	16	2			
Cristiano Palazzo	9	497	55.2	1	2			
Total	40	2460	61.5	17	4	16	38.4	26
Opponents	39	2539	65.1	34	0	3	40.7	24



2023-24 Colorado Football
Individual Statistics
All games

All Purpose

Player	g	rush	rcv	pr	kr	ir	total	avg/g
Xavier Weaver	7	15	631	51	0	0	697	99.6
Dylan Edwards	7	250	217	0	81	0	548	78.3
Jimmy Horn Jr.	7	18	436	19	0	0	473	67.6
Travis Hunter	4	0	353	0	0	0	353	88.3
Anthony Hankerson	7	239	39	0	0	0	278	39.7
Michael Harrison	7	0	215	0	0	0	215	30.7
Omarion Miller	5	0	205	0	0	0	205	41.0
Javon Antonio	5	0	157	0	0	0	157	31.4
Tar'Varish Dawson	7	8	124	0	0	0	132	18.9
Shilo Sanders	6	0	0	0	0	80	80	13.3
Sy'veon Wilkerson	5	60	15	0	0	0	75	15.0
Alton McCaskill	3	45	19	0	0	0	64	21.3
Willie Gaines	5	0	12	0	0	0	12	2.4
Charlie Offerdahl	7	11	0	0	0	0	11	1.6
Cam'Ron Silmon-Craig	7	0	0	0	0	4	4	0.6
Kavosiey Smoke	7	-2	0	0	0	0	-2	-0.3
Ryan Staub	1	-12	0	0	0	0	-12	-12.0
Shedeur Sanders	7	-23	0	0	0	0	-23	-3.3
Team	7	-5	0	0	0	0	-5	-0.7
Total	7	604	2423	70	81	84	3262	466.0
Opponents	7	1102	2214	61	359	23	3759	537.0



**2023-24 Colorado Football
Opponent Individual Match Highs
All games**

Opponent - Individual Game Highs

RUSHES	19	Avery Morrow vs Colorado St. (09/16/2023)
YARDS RUSHING	164	Emani Bailey at TCU (09/02/2023)
TD RUSHES	3	Trey Sanders at TCU (09/02/2023)
LONG RUSH	74	Emani Bailey at TCU (09/02/2023)
PASS ATTEMPTS	49	Trenton Bourguet at Arizona St. (10/07/2023)
PASS COMPLETIONS	34	Brayden Fowler-Nicolosi vs Colorado St. (09/16/2023)
YARDS PASSING	403	Caleb Williams vs Southern California (09/30/2023)
TD PASSES	6	Caleb Williams vs Southern California (09/30/2023)
LONG PASS	97	Ashton Daniels vs Stanford (10/13/2023)
RECEPTIONS	16	Tory Horton vs Colorado St. (09/16/2023)
YARDS RECEIVING	294	Elic Ayomanor vs Stanford (10/13/2023)
TD RECEPTIONS	3	Elic Ayomanor vs Stanford (10/13/2023)
LONG RECEPTION	97	Elic Ayomanor vs Stanford (10/13/2023)
FIELD GOALS	2	Joshua Karty vs Stanford (10/13/2023)
LONG FIELD GOALS	46	Joshua Karty vs Stanford (10/13/2023)
PUNTS	6	Ian Hershey at Arizona St. (10/07/2023)
	6	Paddy Turner vs Colorado St. (09/16/2023)
PUNTING AVG	53.0	Cam Skattebo at Arizona St. (10/07/2023)
LONG PUNT	57	Eddie Czaplicki vs Southern California (09/30/2023)
PUNTS INSIDE 20	3	Ian Hershey at Arizona St. (10/07/2023)
LONG PUNT RETURN	27	Tory Horton vs Colorado St. (09/16/2023)
LONG KICKOFF RETURN	86	Major Everhart at TCU (09/02/2023)
TACKLES	13	Mason Cobb vs Southern California (09/30/2023)
SACKS	2.5	Prince Dorbah at Arizona St. (10/07/2023)
TACKLES FOR LOSS	3.5	Prince Dorbah at Arizona St. (10/07/2023)
INTERCEPTIONS	1	Alaka'i Gilman vs Stanford (10/13/2023)
	1	Christian Roland-Wallace vs Southern California (09/30/2023)
	1	Henry Blackburn vs Colorado St. (09/16/2023)



**2023-24 Colorado Football
Games Played
All games**

##	Player	GP-GS	TCU	Nebr	CSU	Oregon	USC	ASU	Stan
1	Cormani McClain	5/1	XXX	XXX	XXX	START	XXX
2	Shedeur Sanders	7/7	START	START	START	START	START	START	START
3	Omarion Cooper	7/6	START	START	START	START	START	XXX	START
3	Dylan Edwards	7/4	START	START	START	START	XXX	XXX	XXX
4	Travis Jay	3/0	XXX	XXX	XXX	...
4	Javon Antonio	5/3	START	XXX	START	XXX	START
5	Jimmy Horn Jr.	7/7	START	START	START	START	START	START	START
6	Tar'Varish Dawson	7/4	XXX	START	START	START	START	XXX	XXX
7	Jaylen Ellis	3/0	XXX	XXX	XXX
7	Cam'Ron Silmon-Craig	7/6	XXX	START	START	START	START	START	START
8	Kavosiey Smoke	7/0	XXX	XXX	XXX	XXX	XXX	XXX	XXX
8	Jahquez Robinson	2/2	START	START
9	Derrick McLendon II	7/1	START	XXX	XXX	XXX	XXX	XXX	XXX
9	Anthony Hankerson	7/2	XXX	XXX	XXX	XXX	START	START	XXX
10	Xavier Weaver	7/7	START	START	START	START	START	START	START
10	Kyndrich Breedlove	5/0	XXX	XXX	XXX	XXX	XXX
12	Travis Hunter	4/4	START	START	START	START
13	Sav'ell Smalls	4/0	...	XXX	...	XXX	XXX	...	XXX
13	Kaleb Mathis	7/0	XXX	XXX	XXX	XXX	XXX	XXX	XXX
14	Colton Allen	0/0
14	Omarion Miller	5/1	...	XXX	...	XXX	XXX	START	XXX
15	Mark Vassett	7/0	XXX	XXX	XXX	XXX	XXX	XXX	XXX
15	Kasen Weisman	0/0
16	Alejandro Mata	6/0	XXX	...	XXX	XXX	XXX	XXX	XXX
16	Ryan Staub	1/0	...	XXX
17	Jace Feely	7/0	XXX	XXX	XXX	XXX	XXX	XXX	XXX
18	Myles Slusher	3/1	START	XXX	XXX
20	LaVonta Bentley	7/3	START	XXX	XXX	XXX	XXX	START	START
20	Willie Gaines	5/0	...	XXX	XXX	...	XXX	XXX	XXX
21	Shilo Sanders	6/6	START	START	START	START	...	START	START
22	Demouy Kennedy	7/0	XXX	XXX	XXX	XXX	XXX	XXX	XXX
22	Alton McCaskill	3/1	XXX	XXX	...	START
23	Isaiah Hardge	3/0	XXX	XXX	XXX
23	Gavin Kuld	1/0	XXX
23	Carter Stoutmire	4/1	XXX	XXX	START	XXX
25	Marvin Ham	7/4	START	START	START	XXX	START	XXX	XXX
26	Vito Tisdale	3/0	XXX	XXX	XXX	...
27	Nehmier Robinson	0/0
28	Ben Finneseth	2/0	XXX	XXX
28	Asaad Waseem	0/0
29	Rodrick Ward	7/3	XXX	XXX	XXX	XXX	START	START	START
30	Braden Keith	0/0
31	Jaden Milliner-Jones	7/0	XXX	XXX	XXX	XXX	XXX	XXX	XXX
32	Jack Rilling	0/0
32	Kofi Taylor-Barrocks	0/0
33	Deeve Harris	7/0	XXX	XXX	XXX	XXX	XXX	XXX	XXX
34	Dante Capolungo	2/0	...	XXX	...	XXX
35	Brandon Miller	0/0
35	Antonio Posadas	0/0
36	Sy'veon Wilkerson	5/0	XXX	XXX	XXX	XXX	XXX
36	Adam Hopkins	3/0	XXX	XXX	XXX
37	Morgan Pearson	0/0
38	Brendan Gant	4/1	XXX	XXX	START	XXX
38	Jacob Politte	0/0
39	Austin Dahlke	0/0
40	Taje McCoy	4/0	XXX	XXX	XXX	...	XXX
41	Khairi Manns	7/1	START	XXX	XXX	XXX	XXX	XXX	XXX
42	Jeremiah Brown	7/1	XXX	XXX	XXX	START	XXX	XXX	XXX
43	Trevor Woods	6/6	START	START	START	START	START	...	START
44	Jordan Domineck	7/5	XXX	START	START	START	START	XXX	START



**2023-24 Colorado Football
Games Played
All games**

##	Player	GP-GS	TCU	Nebr	CSU	Oregon	USC	ASU	Stan
44	Charlie Offerdahl	7/0	XXX	XXX	XXX	XXX	XXX	XXX	XXX
45	Ahmir McGee	2/0	XXX	XXX
45	Andi Etok	0/0
46	Israel Solomon	0/0
47	Cameron Warchuck	7/0	XXX	XXX	XXX	XXX	XXX	XXX	XXX
47	Gavin Marsh	0/0
48	Christian Sarem	0/0
49	Taij Alston	7/6	XXX	START	START	START	START	START	START
49	Trent Carrizosa	0/0
50	JJ Hawkins	6/0	...	XXX	XXX	XXX	XXX	XXX	XXX
50	Jack Wilty	7/1	START	XXX	XXX	XXX	XXX	XXX	XXX
51	Juwan Mitchell	6/4	XXX	START	START	START	START	XXX	...
52	Chazz Wallace	5/0	XXX	XXX	...	XXX	XXX	XXX	...
52	Owen Westemeyer	0/0
53	Arden Walker	7/2	XXX	XXX	XXX	XXX	XXX	START	START
54	Bo Simmons-Lapenna	3/0	XXX	XXX	XXX
55	Leonard Payne Jr.	7/4	START	START	START	START	XXX	XXX	XXX
55	Van Wells	6/5	START	START	...	START	START	XXX	START
56	Tyler Brown	0/0
57	David Conner	0/0
57	Victory Johnson	0/0
58	Noah Young	1/0	...	XXX
58	Hank Zalinkas	5/2	XXX	XXX	START	XXX	...	START	...
59	Tristan Marois	1/0	XXX
60	Carter Edwards	0/0
65	Jack Bailey	7/7	START	START	START	START	START	START	START
66	Jeremiah McCrimmon	0/0
69	Gerard Christian-Lichtenhan	7/7	START	START	START	START	START	START	START
70	Reggie Young	5/1	...	XXX	XXX	XXX	XXX	START	...
72	Ben Reznik	5/0	XXX	XXX	XXX	XXX	XXX
73	Landon Bebee	6/6	...	START	START	START	START	START	START
76	Jack Seavall	0/0
77	Kareem Harden	6/1	...	XXX	XXX	XXX	XXX	XXX	START
78	Savion Washington	5/5	START	START	START	START	START
79	Camden Dempsey	0/0
80	Jordan Onovughe	0/0
81	Chernet Estes	5/0	...	XXX	XXX	XXX	...	XXX	XXX
82	Kendall Stewart	0/0
83	Elijah Yelverton	7/0	XXX	XXX	XXX	XXX	XXX	XXX	XXX
84	Cole Boscia	3/0	XXX	XXX	...	XXX
85	Jacob Page	0/0
86	Brady Kopetz	0/0
87	Michael Harrison	7/2	XXX	XXX	XXX	START	XXX	START	XXX
88	Caleb Fauria	6/0	...	XXX	XXX	XXX	XXX	XXX	XXX
88	Amari McNeill	7/2	XXX	XXX	XXX	XXX	START	START	XXX
89	Louis Passarello	0/0
90	Evan Kistler	7/0	XXX	XXX	XXX	XXX	XXX	XXX	XXX
93	Joshka Gustav	0/0
95	Bishop Thomas	6/0	XXX	XXX	XXX	XXX	XXX	XXX	...
96	Gabe Landers	0/0
97	Isaiah Jatta	6/0	XXX	XXX	XXX	XXX	...	XXX	XXX
98	Cristiano Palazzo	4/0	XXX	XXX	...	XXX	...	XXX	...
98	Jacob Woida	0/0
99	Shane Cokes	7/7	START	START	START	START	START	START	START



2023-24 Colorado Football
Rushing/Receiving Game-by-Game
All games

Rushing

Player	No-Yds/TD	TCU	Nebr	CSU	Oregon	USC	ASU	Stan
Shedeur Sanders	73--23/3	5--32/0	11--30/1	9-3/0	10--34/0	14-50/1	11--17/1	13-37/0
Anthony Hankerson	56-239/1	9-21/0	6-26/0	2-4/0	5-31/0	16-74/1	10-58/0	8-25/0
Dylan Edwards	54-250/1	6-24/1	9-55/0	10-57/0	3-21/0	12-44/0	7-16/0	7-33/0
Sy'veon Wilkerson	20-60/1	13-45/1	1-1/0	4-6/0	1-7/0	1-1/0	DNP	DNP
Alton McCaskill	12-45/0	DNP	DNP	DNP	5-17/0	1-5/0	DNP	6-23/0
Jimmy Horn Jr.	2-18/0	-	1--1/0	-	-	1-19/0	-	-
Xavier Weaver	2-15/2	-	-	-	-	-	1-1/1	1-14/1
Charlie Offerdahl	2-11/0	-	2-11/0	-	-	-	-	-
Kavosiey Smoke	2--2/0	-	1-0/0	-	-	-	1--2/0	-
Tar'Varish Dawson	1-8/1	-	1-8/1	-	-	-	-	-
Ryan Staub	1--12/0	DNP	1--12/0	DNP	DNP	DNP	DNP	DNP

Receiving

Player	No-Yds/TD	TCU	Nebr	CSU	Oregon	USC	ASU	Stan
Xavier Weaver	50-631/4	6-118/0	10-170/1	9-98/1	9-75/0	7-29/0	2-17/0	7-124/2
Jimmy Horn Jr.	44-436/4	11-117/1	8-64/0	7-66/1	1--4/0	7-84/2	5-49/0	5-60/0
Travis Hunter	29-353/2	11-119/0	3-73/0	2-21/0	DNP	DNP	DNP	13-140/2
Michael Harrison	26-215/4	2-12/0	2-25/0	7-76/2	3-22/1	6-44/1	6-36/0	-
Dylan Edwards	23-217/3	5-135/3	3-8/0	6-17/0	3-9/0	-	3-24/0	3-24/0
Tar'Varish Dawson	14-124/1	3-9/0	3-41/1	5-60/0	3-14/0	-	-	-
Javon Antonio	12-157/2	-	DNP	DNP	3-42/0	-	5-81/1	4-34/1
Omarion Miller	8-205/1	DNP	-	DNP	-	7-196/1	1-9/0	-
Anthony Hankerson	8-39/0	-	1-8/0	1--1/0	-	2-9/0	4-23/0	-
Alton McCaskill	2-19/0	DNP	DNP	DNP	1-1/0	-	DNP	1-18/0
Sy'veon Wilkerson	2-15/0	-	1-4/0	1-11/0	-	-	DNP	DNP
Willie Gaines	2-12/0	DNP	1-3/0	-	DNP	1-9/0	-	-



**2023-24 Colorado Football
Total Tackles Game-by-Game
All games**

Total Tackles

Player	S-A	Total	TCU	Nebr	CSU	Oregon	USC	ASU	Stan
Shilo Sanders	31-6	37	9-1	3-2	3-1	6-1	DNP	5-1	5-0
Trevor Woods	26-10	36	7-2	3-0	4-1	3-5	3-2	DNP	6-0
Omarion Cooper	28-5	33	3-0	5-1	3-0	5-3	5-0	6-1	1-0
Juwan Mitchell	20-11	31	-	2-1	13-2	4-6	1-2	-	DNP
LaVonta Bentley	16-15	31	1-4	2-1	-	1-5	-	7-4	5-1
Rodrick Ward	21-8	29	3-0	-	-	-	5-4	4-4	9-0
Marvin Ham	19-10	29	7-3	2-2	6-0	2-3	0-1	2-1	-
Jordan Domineck	22-5	27	2-2	3-1	3-1	2-1	6-0	1-0	5-0
Cam'Ron Silmon-Craig	21-3	24	-	3-0	9-0	5-1	2-0	2-1	0-1
Taijh Alston	11-6	17	0-1	2-1	2-2	0-2	4-0	1-0	2-0
Myles Slusher	15-1	16	6-0	DNP	DNP	DNP	DNP	6-0	3-1
Amari McNeill	10-5	15	-	-	4-1	2-1	1-2	1-1	2-0
Travis Hunter	11-3	14	1-2	4-0	1-1	DNP	DNP	DNP	5-0
Shane Cokes	6-8	14	1-3	0-1	0-1	2-2	1-0	1-1	1-0
Carter Stoutmire	11-0	11	-	3-0	DNP	DNP	DNP	2-0	6-0
Jeremiah Brown	5-4	9	-	3-0	1-0	1-3	0-1	-	-
Derrick McLendon II	5-3	8	1-0	-	2-0	0-1	0-2	1-0	1-0
Khairi Manns	5-3	8	0-1	1-0	1-0	0-1	-	1-1	2-0
Deeve Harris	2-5	7	1-1	0-1	-	1-1	-	0-1	0-1
Kyndrich Breedlove	6-0	6	-	1-0	5-0	-	DNP	DNP	-
Bishop Thomas	6-0	6	-	-	1-0	1-0	1-0	3-0	DNP
Jahquez Robinson	4-2	6	DNP	DNP	DNP	1-2	3-0	DNP	DNP
Jaden Milliner-Jones	4-2	6	1-0	-	-	1-1	1-1	1-0	-
Brendan Gant	4-1	5	DNP	DNP	DNP	-	2-0	2-1	-
Kavosiey Smoke	4-0	4	-	-	1-0	2-0	-	1-0	-
Adam Hopkins	3-1	4	DNP	DNP	DNP	DNP	1-1	1-0	1-0
Arden Walker	2-2	4	-	-	-	0-1	-	1-1	1-0
Leonard Payne Jr.	2-1	3	-	0-1	1-0	-	-	1-0	-
JJ Hawkins	2-0	2	DNP	1-0	-	-	1-0	-	-
Cormani McClain	1-1	2	DNP	DNP	-	1-1	-	-	-
Demouy Kennedy	1-1	2	-	-	-	0-1	1-0	-	-
Sav'ell Smalls	0-2	2	DNP	-	DNP	0-2	-	DNP	-
Javon Antonio	1-0	1	1-0	DNP	DNP	-	-	-	-
Jaylen Ellis	1-0	1	DNP	DNP	DNP	DNP	-	1-0	-
Xavier Weaver	1-0	1	-	-	-	-	1-0	-	-
Kaleb Mathis	1-0	1	1-0	-	-	-	-	-	-
Taje McCoy	1-0	1	-	1-0	-	DNP	-	DNP	DNP
Cameron Warchuck	1-0	1	-	-	1-0	-	-	-	-
Chazz Wallace	1-0	1	1-0	-	DNP	-	-	-	DNP
Travis Jay	0-1	1	DNP	DNP	DNP	0-1	-	-	DNP
Jimmy Horn Jr.	0-1	1	-	-	-	0-1	-	-	-



2023-24 Colorado Football
Returns Game-by-Game
All games

Punt Returns

Player	No-Yds	TCU	Nebr	CSU	Oregon	USC	ASU	Stan
Jimmy Horn Jr.	6-19	1-2	2-11	-	1-2	-	1--2	1-6
Xavier Weaver	1-51	-	-	-	-	-	1-51	-

Kick Returns

Player	No-Yds	TCU	Nebr	CSU	Oregon	USC	ASU	Stan
Dylan Edwards	4-81	1-18	-	2-46	-	1-17	-	-

Interceptions Returns

Player	No-Yds	TCU	Nebr	CSU	Oregon	USC	ASU	Stan
Cam'Ron Silmon-Craig	3-4	-	1-4	1-0	-	1-0	-	-
Trevor Woods	2-0	1-0	-	1-0	-	-	DNP	-
Shilo Sanders	1-80	-	-	1-80	-	DNP	-	-
Jahquez Robinson	1-0	DNP	DNP	DNP	1-0	-	DNP	DNP
Travis Hunter	1-0	1-0	-	-	DNP	DNP	DNP	-

Fumble Returns

Player	No-Yds	TCU	Nebr	CSU	Oregon	USC	ASU	Stan
Jordan Domineck	1-5	-	1-5	-	-	-	-	-
Derrick McLendon II	1-0	-	-	1-0	-	-	-	-
Arden Walker	1-0	-	1-0	-	-	-	-	-
Bishop Thomas	1-0	-	1-0	-	-	-	-	DNP



2023-24 Colorado Football
Sacks Game-by-Game
All games

Player	UA-A	Total	TCU	Nebr	CSU	Oregon	USC	ASU	Stan
Jordan Domineck	3-0	3	-	-	1-3	1-11	-	-	1-3
Taijh Alston	2-1	2.5	-	1.5-10	-	-	-	-	1-5
Amari McNeill	2-1	2.5	-	-	1-1	-	0.5-2	1-8	-
Derrick McLendon II	1-1	1.5	-	-	-	-	0.5-3	1-4	-
Omarion Cooper	1-0	1	-	-	-	-	1-8	-	-
Cam'Ron Silmon-Craig	1-0	1	-	-	-	1-1	-	-	-
Myles Slusher	1-0	1	-	DNP	DNP	DNP	DNP	1-7	-
LaVonta Bentley	1-0	1	-	-	-	-	-	1-7	-
Marvin Ham	1-0	1	-	-	1-4	-	-	-	-
Khairi Manns	1-0	1	-	-	-	-	-	-	1-4
Arden Walker	1-0	1	-	-	-	-	-	1-5	-
Leonard Payne Jr.	0-1	0.5	-	0.5-4	-	-	-	-	-



**2023-24 Colorado Football
Tackles For Loss Game-by-Game
All games**

Player	UA-A	Total	TCU	Nebr	CSU	Oregon	USC	ASU	Stan
Jordan Domineck	7-1	7.5	-	2.5-5	2.0-6	1.0-11	1.0-1	-	1.0-3
Taijh Alston	3-3	4.5	-	1.5-10	-	1.0-2	1.0-3	-	1.0-5
LaVonta Bentley	3-2	4.0	-	-	-	0.5-1	-	2.0-9	1.5-3
Amari McNeill	3-1	3.5	-	-	2.0-3	-	0.5-2	1.0-8	-
Juwan Mitchell	2-1	2.5	-	1.0-12	1.0-1	0.5-1	-	-	DNP
Omarion Cooper	2-0	2.0	-	-	-	1.0-2	1.0-8	-	-
Cam'Ron Silmon-Craig	2-0	2.0	-	-	1.0-1	1.0-1	-	-	-
Bishop Thomas	2-0	2.0	-	-	1.0-1	-	-	1.0-1	DNP
Derrick McLendon II	1-1	1.5	-	-	-	-	0.5-3	1.0-4	-
Myles Slusher	1-1	1.5	-	DNP	DNP	DNP	DNP	1.0-7	0.5-1
Marvin Ham	1-1	1.5	-	0.5-0	1.0-4	-	-	-	-
Cormani McClain	1-0	1.0	DNP	DNP	-	1.0-2	-	-	-
Kyndrich Breedlove	1-0	1.0	-	-	1.0-1	-	DNP	DNP	-
Carter Stoutmire	1-0	1.0	-	-	DNP	DNP	DNP	-	1.0-2
Rodrick Ward	1-0	1.0	-	-	-	-	-	1.0-5	-
Khairi Manns	1-0	1.0	-	-	-	-	-	-	1.0-4
Arden Walker	1-0	1.0	-	-	-	-	-	1.0-5	-
Leonard Payne Jr.	0-1	0.5	-	0.5-4	-	-	-	-	-



2023-24 Colorado Football
Fumbles Game-by-Game
All games

Fumbles

Player	No-Lost	TCU	Nebr	CSU	Oregon	USC	ASU	Stan
Dylan Edwards	2-1	1-1	-	1-0	-	-	-	-
Shedeur Sanders	1-1	-	-	1-1	-	-	-	-
Ryan Staub	1-0	DNP	1-0	DNP	DNP	DNP	DNP	DNP

Fumbles Forced

Player	Number	TCU	Nebr	CSU	Oregon	USC	ASU	Stan
Shilo Sanders	1	-	-	1	-	DNP	-	-
Trevor Woods	1	1	-	-	-	-	DNP	-
Amari McNeill	1	-	-	-	-	-	1	-

Fumbles Recovered

Player	Number	TCU	Nebr	CSU	Oregon	USC	ASU	Stan
Derrick McLendon II	1	-	-	1	-	-	-	-
Jordan Domineck	1	-	1	-	-	-	-	-
Arden Walker	1	-	1	-	-	-	-	-
Bishop Thomas	1	-	1	-	-	-	-	DNP



2023-24 Colorado Football
Passing Game-by-Game
All games

#2 Shedeur Sanders	Comp	Att	Int	Pct	Yards	TD	Long	Sacked	Effic.
TCU	38	47	0	80.9	510	4	75	4-32	200.1
Nebraska	31	42	0	73.8	393	2	41	7-53	168.1
Colorado St.	38	47	1	80.9	348	4	45	4-37	166.9
Oregon	23	33	0	69.7	159	1	21	7-73	120.2
Southern California	30	45	1	66.7	371	4	65	3-26	160.8
Arizona St.	26	42	0	61.9	239	1	43	5-48	117.6
Stanford	33	47	1	70.2	400	5	48	4-49	172.6
Totals	219	303	3	72.3	2420	21	75	34-318	160.3

#16 Ryan Staub	Comp	Att	Int	Pct	Yards	TD	Long	Sacked	Effic.
Nebraska	1	2	0	50.0	3	0	3	1-12	62.6
Totals	1	2	0	50.0	3	0	3	1-12	62.6



**2023-24 Colorado Football
Red-Zone Results
All games**

Colorado Inside Opponent Red-Zone

Date	Opponent	Score	Times In RZ	Times Scored	Total Pts	Total TDs	Rush TDs	Pass TDs	FGs Made	Failed to score inside RZ					
										FGA	Down	Int	Fumb	Half Game	
09/02/2023	at TCU	W 45-42	3	3	21	3	2	1	0	0	0	0	0	0	0
09/09/2023	Nebraska	W 36-14	6	6	29	3	2	1	3	3	0	0	0	0	0
09/16/2023	Colorado St.	W 43-35	4	4	22	2	0	2	2	2	0	0	0	0	0
09/23/2023	at Oregon	L 6-42	1	1	6	1	0	1	0	0	0	0	0	0	0
09/30/2023	Southern California	L 41-48	3	3	21	3	1	2	0	0	0	0	0	0	0
10/07/2023	at Arizona St.	W 27-24	3	3	21	3	2	1	0	0	0	0	0	0	0
10/13/2023	Stanford	L 43-46	5	4	28	4	1	3	0	0	0	1	0	0	0
Totals 24 of 25 (96.0%)			25	24	148	19	8	11	5	5	0	1	0	0	0

Opponents Inside Colorado Red-Zone

Date	Opponent	Score	Times In RZ	Times Scored	Total Pts	Total TDs	Rush TDs	Pass TDs	FGs Made	Failed to score inside RZ					
										FGA	Down	Int	Fumb	Half Game	
09/02/2023	TCU	W 45-42	6	4	28	4	4	0	0	0	0	2	0	0	0
09/09/2023	Nebraska	W 36-14	1	1	7	1	0	1	0	0	0	0	0	0	0
09/16/2023	Colorado St.	W 43-35	5	2	14	2	0	2	0	0	0	2	1	0	0
09/23/2023	Oregon	L 6-42	6	5	35	5	3	2	0	0	1	0	0	0	0
09/30/2023	Southern California	L 41-48	4	3	21	3	0	3	0	1	0	0	0	0	0
10/07/2023	Arizona St.	W 27-24	4	4	24	3	2	1	1	1	0	0	0	0	0
10/13/2023	Stanford	L 43-46	5	4	23	3	2	1	1	2	0	0	0	0	0
Totals 23 of 31 (74.2%)			31	23	152	21	11	10	2	4	1	4	1	0	0



**2023-24 Colorado Football
Tackles Breakdown
All games**

All Tackles

Player	Total	Rush	Pass	Sack	KO	Punt	Int	Fumb	FF	Other
Shilo Sanders	37	0	0	0	0	0	0	0	0	37
Trevor Woods	36	0	0	0	0	0	0	0	0	36
Omarion Cooper	33	0	0	2	0	0	0	0	0	31
Juwan Mitchell	31	0	0	2.5	0	0	0	0	0	28.5
LaVonta Bentley	31	0	0	4	0	0	0	0	0	27
Rodrick Ward	29	0	0	1	0	0	0	0	0	28
Marvin Ham	29	0	0	1.5	0	0	0	0	0	27.5
Jordan Domineck	27	0	0	7.5	0	0	0	0	0	19.5
Cam'Ron Silmon-Craig	24	0	0	2	0	0	0	0	0	22
Taijh Alston	17	0	0	4.5	0	0	0	0	0	12.5
Myles Slusher	16	0	0	1.5	0	0	0	0	0	14.5
Amari McNeill	15	0	0	3.5	0	0	0	0	0	11.5
Shane Cokes	14	0	0	0	0	0	0	0	0	14
Travis Hunter	14	0	0	0	0	0	0	0	0	14
Carter Stoutmire	11	0	0	1	0	0	0	0	0	10
Jeremiah Brown	9	0	0	0	0	0	0	0	0	9
Khairi Manns	8	0	0	1	0	0	0	0	0	7
Derrick McLendon II	8	0	0	1.5	0	0	0	0	0	6.5
Deeve Harris	7	0	0	0	0	0	0	0	0	7
Jahquez Robinson	6	0	0	0	0	0	0	0	0	6
Kyndrich Breedlove	6	0	0	1	0	0	0	0	0	5
Bishop Thomas	6	0	0	2	0	0	0	0	0	4
Jaden Milliner-Jones	6	0	0	0	0	0	0	0	0	6
Brendan Gant	5	0	0	0	0	0	0	0	0	5
Kavosiey Smoke	4	0	0	0	0	0	0	0	0	4
Arden Walker	4	0	0	1	0	0	0	0	0	3
Adam Hopkins	4	0	0	0	0	0	0	0	0	4
Leonard Payne Jr.	3	0	0	0.5	0	0	0	0	0	2.5
Sav'ell Smalls	2	0	0	0	0	0	0	0	0	2
Demouy Kennedy	2	0	0	0	0	0	0	0	0	2
JJ Hawkins	2	0	0	0	0	0	0	0	0	2
Cormani McClain	2	0	0	1	0	0	0	0	0	1
Xavier Weaver	1	0	0	0	0	0	0	0	0	1
Travis Jay	1	0	0	0	0	0	0	0	0	1
Jaylen Ellis	1	0	0	0	0	0	0	0	0	1
Javon Antonio	1	0	0	0	0	0	0	0	0	1
Cameron Warchuck	1	0	0	0	0	0	0	0	0	1
Jimmy Horn Jr.	1	0	0	0	0	0	0	0	0	1
Chazz Wallace	1	0	0	0	0	0	0	0	0	1
Kaleb Mathis	1	0	0	0	0	0	0	0	0	1
Taje McCoy	1	0	0	0	0	0	0	0	0	1
Total	457	0	0	39	0	0	0	0	0	418



2023-24 Colorado Football
Tackles Breakdown
All games

Rushing Tackles

Player	No.
Total	0

Passing Tackles

Player	No.
Total	0

Special Teams Tackles

Player	Total	KO	Punt
Total	0	0	0

Kickoff return Tackles

Player	No.
Total	0

Punt Return Tackles

Player	No.
Total	0



**2023-24 Colorado Football
By Quarter Statistics
All games**

3rd-Down Conversions

Date	Opponent	Score	Overall	1st Qtr	2nd Qtr	3rd Qtr	4th Qtr	Overtime
09/02/2023	at TCU	W 45-42	9-15 60.0	4-6 66.7	2-3 66.7	1-3 33.3	2-3 66.7	0-0 0.0
09/09/2023	Nebraska	W 36-14	9-18 50.0	2-5 40.0	0-4 0.0	3-5 60.0	4-4 100.0	1-1 100.0
09/16/2023	Colorado St.	Wot2 43-35	4-13 30.8	2-4 50.0	0-2 0.0	1-4 25.0	1-3 33.3	0-0 0.0
09/23/2023	at Oregon	L 6-42	5-14 35.7	1-3 33.3	1-4 25.0	1-3 33.3	2-4 50.0	0-0 0.0
09/30/2023	Southern California	L 41-48	9-18 50.0	2-5 40.0	3-5 60.0	0-2 0.0	4-6 66.7	0-0 0.0
10/07/2023	at Arizona St.	W 27-24	5-16 31.3	1-4 25.0	1-4 25.0	2-4 50.0	1-4 25.0	0-0 0.0
10/13/2023	Stanford	Lot2 43-46	6-13 46.2	2-2 100.0	1-2 50.0	2-6 33.3	0-1 0.0	0-0 0.0
Colorado			47-107 43.9	14-29 48.3	8-24 33.3	10-27 37.0	14-25 56.0	1-1 100.0
Opponents			46-102 45.1	10-23 43.5	13-28 46.4	5-15 33.3	16-33 48.5	1-2 50.0

4th-Down Conversions

Date	Opponent	Score	Overall	1st Qtr	2nd Qtr	3rd Qtr	4th Qtr	Overtime
09/02/2023	at TCU	W 45-42	2-2 100.0	1-1 100.0	0-0 0.0	0-0 0.0	1-1 100.0	0-0 0.0
09/09/2023	Nebraska	W 36-14	0-1 0.0	0-0 0.0	0-0 0.0	0-1 0.0	0-0 0.0	0-0 0.0
09/16/2023	Colorado St.	Wot2 43-35	0-0 0.0	0-0 0.0	0-0 0.0	0-0 0.0	0-0 0.0	0-0 0.0
09/23/2023	at Oregon	L 6-42	1-1 100.0	0-0 0.0	0-0 0.0	0-0 0.0	1-1 100.0	0-0 0.0
09/30/2023	Southern California	L 41-48	1-2 50.0	0-0 0.0	0-0 0.0	0-0 0.0	1-2 50.0	0-0 0.0
10/07/2023	at Arizona St.	W 27-24	2-2 100.0	2-2 100.0	0-0 0.0	0-0 0.0	0-0 0.0	0-0 0.0
10/13/2023	Stanford	Lot2 43-46	0-2 0.0	0-0 0.0	0-0 0.0	0-2 0.0	0-0 0.0	0-0 0.0
Colorado			6-10 60.0	3-3 100.0	0-0 0.0	0-3 0.0	3-4 75.0	0-0 0.0
Opponents			7-13 53.8	1-1 100.0	1-2 50.0	2-3 66.7	3-6 50.0	0-1 0.0

Time of Possession

Date	Opponent	Score	Overall	1st Qtr	2nd Qtr	3rd Qtr	4th Qtr	Overtime
09/02/2023	at TCU	W 45-42	34:33	10:14	09:05	08:31	06:43	00:00
09/09/2023	Nebraska	W 36-14	30:19	05:44	06:13	09:46	08:36	00:00
09/16/2023	Colorado St.	Wot2 43-35	25:23	04:33	05:24	06:29	08:57	00:00
09/23/2023	at Oregon	L 6-42	24:54	03:33	05:39	04:43	10:59	00:00
09/30/2023	Southern California	L 41-48	32:05	08:59	07:39	05:43	09:44	00:00
10/07/2023	at Arizona St.	W 27-24	25:12	06:58	06:37	04:24	07:13	00:00
10/13/2023	Stanford	Lot2 43-46	25:18	06:16	05:48	09:52	03:22	00:00
Colorado			Total 197:44	46:17	46:25	49:28	55:34	00:00
			Avg. 28:15	06:37	06:38	07:04	07:56	00:00
Opponents			Total 222:16	47:38	69:40	44:45	60:13	00:00
			Avg. 31:45	06:48	09:57	06:24	08:36	00:00



**2023-24 Colorado Football
Team Game-by-Game Comparison
All games**

Opponent	Score	First Downs			Rushing Number-Yards	Passing		Total Offense Plays-Yards	Return Yards	Turn- Overs	
		Total	Rush	Pass		Pen	Comp-Att.-Int				Yards
TCU	45-42	30 / 27	6 / 11	20 / 15	4 / 1	34-55 / 37-262	38-47-0 / 24-42-2	510 / 279	81-565 / 79-541	20 / 159	1 / 2
Nebraska	36-14	23 / 15	4 / 10	16 / 5	3 / 0	33-58 / 41-222	32-44-0 / 11-22-1	396 / 119	77-454 / 63-341	20 / 23	1 / 4
Colorado St.	43-35	24 / 24	5 / 5	15 / 17	4 / 2	25-70 / 39-102	38-47-1 / 35-48-3	348 / 397	72-418 / 87-499	126 / 127	2 / 4
Oregon	6-42	13 / 30	4 / 13	6 / 13	3 / 4	25-40 / 38-240	23-33-0 / 30-35-1	159 / 282	58-199 / 73-522	2 / 39	0 / 1
Southern California	41-48	32 / 26	17 / 5	12 / 20	3 / 1	45-193 / 25-95	30-45-1 / 30-40-1	371 / 403	90-564 / 65-498	17 / 70	1 / 1
Arizona St.	27-24	19 / 25	5 / 7	12 / 16	2 / 2	30-56 / 29-57	26-42-0 / 32-50-0	239 / 335	72-295 / 79-392	49 / 57	0 / 0
Stanford	43-46	32 / 30	11 / 9	19 / 17	2 / 4	35-132 / 39-124	33-47-1 / 28-49-0	400 / 399	82-532 / 88-523	6 / 22	1 / 0
Totals	241-251	173 / 177	52 / 60	100 / 103	21 / 14	227-604 / 248-1102	220-305-3 / 190-286-8	2423 / 2214	532-3027 / 534-3316	240 / 497	6 / 12

Opponents	3rd Down Conversion	4th Down Conversion	Time of Possession	TOP Margin	Avg			Punting Number-Avg	Penalties		Sacks
					Yds/Rush	Yds/Pass	Yds/Play		Number-Yards	Yards	
TCU	9-15 / 10-16	2-2 / 1-2	34:33 / 25:27	09:06	1.6 / 7.1	10.9 / 6.6	7.0 / 6.8	3-44.3 / 2-47.5	6-35.0 / 10-78.0	0 / 4	
Nebraska	9-18 / 4-13	0-1 / 0-2	30:19 / 29:41	00:38	1.8 / 5.4	9.0 / 5.4	5.9 / 5.4	4-38.3 / 4-35.0	9-80.0 / 6-40.0	2 / 8	
Colorado St.	4-13 / 10-20	0-0 / 0-1	25:23 / 34:37	-09:14	2.8 / 2.6	7.4 / 8.3	5.8 / 5.7	5-48.4 / 6-42.2	10-87.0 / 17-182.0	3 / 4	
Oregon	5-14 / 3-9	1-1 / 3-4	24:54 / 35:06	-10:12	1.6 / 6.3	4.8 / 8.1	3.4 / 7.2	7-40.1 / 2-48.0	12-106.0 / 9-80.0	2 / 7	
Southern California	9-18 / 3-9	1-2 / 0-0	32:05 / 27:55	04:10	4.3 / 3.8	8.2 / 10.1	6.3 / 7.7	5-33.8 / 4-47.5	7-60.0 / 6-53.0	2 / 3	
Arizona St.	5-16 / 6-17	2-2 / 3-3	25:12 / 34:48	-09:36	1.9 / 2.0	5.7 / 6.7	4.1 / 5.0	7-49.6 / 7-43.3	8-65.0 / 9-88.0	5 / 5	
Stanford	6-13 / 10-18	0-2 / 0-1	25:18 / 34:42	-09:24	3.8 / 3.2	8.5 / 8.1	6.5 / 5.9	3-42.7 / 3-34.7	17-127.0 / 7-74.0	3 / 4	
Totals	47-107 / 46-102	6-10 / 7-13	197:44 / 222:16	-24:32	2.7 / 4.4	7.9 / 7.7	5.7 / 6.2	34-42.7 / 28-42.2	69-560.0 / 64-595.0	17 / 35	

Note: Game totals are displayed in the format TEAM/OPPONENT for each category



2023-24 Colorado Football
All-Purpose Yards Game-by-Game
All games

Player	Total	TCU	Nebr	CSU	Oregon	USC	ASU	Stan
Xavier Weaver	697	118	170	98	75	29	69	138
Dylan Edwards	548	177	63	120	30	61	40	57
Jimmy Horn Jr.	473	119	74	66	-2	103	47	66
Travis Hunter	353	119	73	21	DNP	DNP	DNP	140
Anthony Hankerson	278	21	34	3	31	83	81	25
Michael Harrison	215	12	25	76	22	44	36	-
Omarion Miller	205	DNP	-	DNP	-	196	9	-
Javon Antonio	157	-	DNP	DNP	42	-	81	34
Tar'Varish Dawson	132	9	49	60	14	-	-	-
Shilo Sanders	80	-	-	80	-	DNP	-	-
Sy'veon Wilkerson	75	45	5	17	7	1	DNP	DNP
Alton McCaskill	64	DNP	DNP	DNP	18	5	DNP	41
Willie Gaines	12	DNP	3	-	DNP	9	-	-
Charlie Offerdahl	11	-	11	-	-	-	-	-
Cam'Ron Silmon-Craig	4	-	4	-	-	-	-	-
Kavosiey Smoke	-2	-	-	-	-	-	-2	-
Ryan Staub	-12	DNP	-12	DNP	DNP	DNP	DNP	DNP
Shedeur Sanders	-23	-32	-30	3	-34	50	-17	37



**2023-24 Colorado Football
Results and Comparison
All games**

	Date	Opponent		Score	Overall	Conf	Time	Attend
	09/02/2023	at TCU	W	45-42	1-0	0-0	3:39	53294
	09/09/2023	Nebraska	W	36-14	2-0	0-0	3:27	53241
	09/16/2023	Colorado St.	Wot2	43-35	3-0	0-0	4:04	53141
*	09/23/2023	at Oregon	L	6-42	3-1	0-1	3:33	59889
*	09/30/2023	Southern California	L	41-48	3-2	0-2	3:35	54032
*	10/07/2023	at Arizona St.	W	27-24	4-2	1-2	3:45	54086
*	10/13/2023	Stanford	Lot2	43-46	4-3	1-3	4:01	53154

Opponent	Score	First Downs				Pen	Rushing Number-Yards	Passing		Total Offense Plays-Yards	Return Yards	Turn- Overs
		Total	Rush	Pass	Comp-Att.-Int			Yards				
TCU	45-42	30 / 27	6 / 11	20 / 15	4 / 1		34-55 / 37-262	38-47-0 / 24-42-2	510 / 279	81-565 / 79-541	20 / 159	1 / 2
Nebraska	36-14	23 / 15	4 / 10	16 / 5	3 / 0		33-58 / 41-222	32-44-0 / 11-22-1	396 / 119	77-454 / 63-341	20 / 23	1 / 4
Colorado St.	43-35	24 / 24	5 / 5	15 / 17	4 / 2		25-70 / 39-102	38-47-1 / 35-48-3	348 / 397	72-418 / 87-499	126 / 127	2 / 4
Oregon	6-42	13 / 30	4 / 13	6 / 13	3 / 4		25-40 / 38-240	23-33-0 / 30-35-1	159 / 282	58-199 / 73-522	2 / 39	0 / 1
Southern California	41-48	32 / 26	17 / 5	12 / 20	3 / 1		45-193 / 25-95	30-45-1 / 30-40-1	371 / 403	90-564 / 65-498	17 / 70	1 / 1
Arizona St.	27-24	19 / 25	5 / 7	12 / 16	2 / 2		30-56 / 29-57	26-42-0 / 32-50-0	239 / 335	72-295 / 79-392	49 / 57	0 / 0
Stanford	43-46	32 / 30	11 / 9	19 / 17	2 / 4		35-132 / 39-124	33-47-1 / 28-49-0	400 / 399	82-532 / 88-523	6 / 22	1 / 0
Totals	241-251	173 / 177	52 / 60	100 / 103	21 / 14		227-604 / 248-1102	220-305-3 / 190-286-8	2423 / 2214	532-3027 / 534-3316	240 / 497	6 / 12