Games 410-464

1990 National Championship	*411-412*
Bowl Games	*413-427*
Conference Championship Games	*428-430*
All-Time Comebacks	*431-434*
Milestones	*435*
Brick Games	*436-443*
Television Appearances	*444-449*
Season Openers	*450-455*
Special Games	*456-458*
Buffs Team Wroks	*459*
Night Games	*460-461*
Overtime	*462-463*
Spring Football	*464*

1990 National Championship

The 1990 edition of the University of Colorado football team accomplished two of the biggest "firsts" in its storied history. The Buffaloes played the nation's toughest schedule and posted an 11-1-1 record overall, with the win over Notre Dame in the Orange Bowl cementing the school's first national championship. For the second straight year, CU logged a 7-0 record in league play, marking the first time that the Buffs had claimed the Big Eight Conference title in back-to-back years.

Colorado had flirted with the national championship just one season earlier, owning an 11-0 regular season record and entering the Orange Bowl ranked as the nation's No. 1 team. A 21-6 loss to Notre Dame, however, ended CU's dream season and the Buffs finished No. 4 in the national polls. Little did anyone know at the time that the Buffaloes would have the chance to redeem themselves.

Questions prior to the start of the 1990 season included, "What do you do for an encore?" and "Is Colorado for real or was last season a fluke?" Coach Bill McCartney didn't set winning the national championship as the team goal; winning back-to-back Big Eight titles was what he wanted his men to aim for. Shooting for all the marbles includes too many variables that are out of a team's control, while one holds its own destiny in pursuit of a league title. McCartney was not the kind to set a national title as a goal, anyway.

In the Associated Press preseason poll, the Buffs were ranked No. 5; it's first opponent, Tennessee in the Disneyland Pigskin Classic, was ranked No. 8.

Colorado overcame three first-quarter turnovers against the Volunteers (that was almost one-fourth of the entire turnover total of the season before) to lead 24-10 early in the fourth quarter. The Buffs couldn't sustain the lead, and Tennessee caught CU with the game ending in a 31-31 tie.

In game two, Eric Bieniemy scored on fourth-and-goal from the one with 12 seconds remaining to give CU a 21-17 win over Stanford. This was alarming in that Stanford had the worst record in 1989 of the five non-league teams on CU's schedule, along with the fact that the Cardinal led 14-0 at halftime and had stifled the high-powered CU offense.

Illinois dealt CU what proved to be its only loss of the season on Sept. 15, as the 23-22 defeat to the Illini sent the Buffs reeling to No. 20 in the polls. A game that Colorado should have won (CU led, 17-3, in the second quarter) turned into a loss and gave CU a 1-1-1 start. Talk of 1989 being a fluke started to surface, that CU had won only because of emotion in response to the death of quarterback Sal Aunese.

The next two games put the Buffaloes back on track, and ended talk that Colorado was not for real. A 29-22 win at No. 22 Texas, with CU rallying from a 22-14 deficit early in the fourth quarter, was the game that McCartney and the team pointed to as the turning point of the season. Then a 20-14 win over No. 12 Washington a week later reinforced the national opinion of the Buffaloes, as CU took over the No. 12 spot in the polls after its defeat of the Huskies.

Colorado came through the fierce non-league portion of its schedule with a 3-1-1 record and prepared to defend its Big Eight crown earned the season before. The Buffs topped Missouri, 33-31, in their league opener amid controversy of the now famous "fifth down." CU's Charles Johnson scored the game-winning touchdown as time expired on what turned out to be fifth down. The play, created through an incredible mistake by the officiating crew, and unnoticed by Missouri game administration and virtually everyone in the stadium, tainted the CU win and hurt the Buffs' image. Even though the Buffs defeated Iowa State, 28-12, the following week, Colorado had dropped back to No. 14 in the rankings though it sported a 5-1-1 record.

Still, the Buffaloes were off to a 2-0 start in league play, and improved to 3-0 with a 41-10 drubbing of Kansas at Lawrence in week three of the Big Eight season. The win pushed CU back into the top 10 (No. 10), with the "Big Reds" next up on the schedule.

Colorado knocked off Oklahoma, ranked No. 22 nationally, 32-23 to deal the one-time fourth-ranked Sooners their third straight defeat. The Buffs trailed, 14-6, late in the first half, with OU in position to kick a field goal. Greg Thomas skied to block the attempt, and quarterback Darian Hagan took over to lead the Buffs to a touchdown right before the halftime gun. Bieniemy broke free for a 69-yard TD run in the third quarter, and the Buffs pulled away in the final 15 minutes to dispose of the first of the Big Reds.

A week later, Colorado, now No. 9, traveled to Lincoln and defeated No. 3 Nebraska, 27-12, in rainy, cold and windy conditions. Bieniemy overcame five fumbles to score four touchdowns in the fourth quarter to rally the Buffaloes to the win. The end result was that Colorado had defeated both Oklahoma and Nebraska for the second straight year, and in back-to-back weeks, no less. The Buffs, with an 8-1-1 record, zoomed to No. 4 in the nation in the polls, and needed just one win in their last two games to get back to the Orange Bowl.

The Buffs steamrolled both Oklahoma State (41-22) and Kansas State (64-3) to finish the regular season at 10-1-1. The wins also marked the second straight year that CU took the Big Eight title with an undefeated 7-0 record in league play.

When Penn State knocked off Notre Dame hours after CU's win over K-State, the Buffs became the nation's new No. 1 team. Thus, as was the case in 1989, the Buffaloes entered the Orange Bowl to defend the nation's top ranking against Notre Dame, the team that lost to hand CU the No. 1 claim.

Colorado had the rare chance to play for the national championship a second straight year, and this time around, the Buffs made the most of their opportunity. Colorado overcame the loss of Hagan and Kanavis McGhee to injuries in the first half, taking the lead for good in the third quarter in defeating the Irish, 10-9. The win kicked off a wild celebration by some 20,000-plus CU fans in Miami and hundreds of thousands back home in Colorado.

McCartney's ninth Colorado team attained its goals of claiming the Big Eight title in back-to-back years, and surpassed it by winning the national championship. In the process, CU established itself among the elite in college football.

FINAL ASSOCIATED PRESS POLL

		Record	Points
1.	Colorado (39)	11-1-1	1,475
2.	Georgia Tech (20)	11-0-1	1,441
3.	Miami, Fla. (1)	10-2-0	1,388
4.	Florida State	10-2-0	1,303
5.	Washington	10-2-0	1,246
6.	Notre Dame	9-3-0	1,179
7.	Michigan	9-3-0	1,025
8.	Tennessee	9-2-2	993
9.	Clemson	10-2-0	950
10.	Houston	10-1-0	940
11.	Penn State	9-3-0	907
12.	Texas	10-2-0	887
13.	Florida	9-2-0	863
14.	Louisville	10-1-1	775
15.	Texas A&M	9-3-1	627
16.	Michigan State	8-3-1	610
17.	Oklahoma	8-3-0	452
18.	Iowa	8-4-0	370
19.	Auburn	8-3-1	288
20.	Southern Cal	8-4-1	266
21.	Mississippi	9-3-0	253
22.	Brigham Young	10-3-0	246
23.	Virginia	8-4-0	188
24.	Nebraska	9-3-0	185
25.	Illinois	8-4-0	146

1990 ASSOCIATED PRESS WEEKLY POLL

A week-by-week look at the Associated Press poll in 1990, when Colorado won the national championship (PS—denotes preseason; includes all schools which at one time were ranked in the top 10):

	PS	9/02	9/09	9/16	9/23	9/30	10/07	10/14	10/21	10/28	11/04	11/11	11/18	11/25	12/02	Final
Colorado	5	6	9	20	20	12	14	14	10	9	4	2	1	1	1	1
Georgia Tech	RV	RV	RV	RV	RV	23	18	11	16	16	7	4	3	2	2	2
Miami, Fla.	1	1	10	9	10	9	3	2	8	8	5	3	2	3	4	3
Florida State	4	3	3	2	2	2	10	7	12	12	12	9	8	8	6	4
Washington	20	20	22	21	12	17	17	13	7	7	2	10	9	9	8	5
Notre Dame	2	2	1	1	1	1	8	6	3	2	1	1	7	7	5	6
Michigan	6	5	4	7	6	3	1	10	20	20	19	16	15	13	12	7
Tennessee	8	8	7	6	5	6	5	3	11	11	9	14	14	12	10	8
Clemson	10	9	16	17	19	16	15	22	19	18	18	17	16	14	14	9
Houston	24	24	18	14	13	13	12	9	6	6	3	12	12	11	9	10
Texas	RV	RV	23	22	RV	RV	RV	19	13	14	14	7	6	5	3	12
Florida	RV	RV	24	19	14	13	9	17	14	15	10	6	5	6	11	13
Oklahoma	22	23	14	11	9	7	4	16	22	RV	RV	RV	RV	22	20	17
Auburn	3	3	2	3	3	5	6	5	2	4	15	24	23	20	RV	19
USC	9	7	6	5	18	15	16	15	21	21	23	19	18	21	21	20
BYU	16	16	5	4	4	11	13	12	9	10	8	5	4	4	13	22
Virginia	15	14	11	10	7	4	2	1	1	1	11	8	17	RV	RV	23
Nebraska	7	10	8	8	8	8	7	4	4	3	13	11	10	19	19	24
Illinois	11	11	21	15	17	10	11	8	5	5	17	22	22	16	16	25

1938 COTTON BOWL

Jan. 1, 1938 at Dallas, Texas

Rice 28
Colorado 14

In Colorado's first bowl appearance ever, the Buffaloes fell short to Rice 28-14, in the second annual Cotton Bowl. Other than the Rose Bowl, which began in 1902, bowls were relatively new in college football, as the Orange and Sugar came on the scene in 1935 and then the Cotton in 1937, with those four games considered the cream of the crop for the next 50 years.

The Buffs, champions of the Rocky Mountain Conference with an 8-0 overall record, were heavy underdogs ("4 to 1" according to newspaper articles at the time) to the Southwest Conference champion Owls, who entered the game with a 5-3-2 mark, but 5-1-1 down the stretch of the season.

It was a one-man show for both teams, as All-Americans Byron "Whizzer" White (Colorado) and Ernie Lain (Rice) dominated for their respective squads. White was involved in both Colorado scores and Lain in all four Owl touchdowns.

CU sprinted to a 14-0 advantage in the first quarter, when White threw an eight-yard touchdown pass to Joe Antonio for the first TD, and then returned an interception 47 yards for a score five minutes later. Rice battled back and scored 21 second-quarter points to take a 21-14 lead at the half. Lain threw two touchdown passes and ran for another score.

The Owls, also called the "Feathered Flock" at the time, added the game's final score in the middle of the third quarter when Frank Steen caught an 11-yard pass from Lain. One of the major differences in the game came down to offensive style, as the passing game was much further along in the southwest and it showed in the statistics, as Rice had 158 yards passing as compared to just eight for Colorado.

Still, accounts at the time in the newspapers in both Colorado and Texas praised the CU effort, and Buff coach Bunnie Oakes blamed the outcome on CU's quick start. He told the team and reporters that things might have turned out differently had CU not gone up 14-0 and then relaxed, figuring it was easy to score. But Rice's only two turnovers had set up both Colorado scores, and the Owls didn't punt until their first series of the second half.

Lain and White were both named the outstanding players of the game.

Colorado	**14**	**0**	**0**	**0**	**—**	**14**
Rice	**0**	**21**	**7**	**0**	**—**	**28**

CU—Antonio 8 pass from White (White kick)	7- 0	8:00	1Q
CU—White 47 interception return (White kick)	14- 0	3:00	1Q
Rice—Schuehle 13 pass from Lain (Vestal kick)	14- 7	14:00	2Q
Rice—Lain 3 run (Vestal kick)	14-14	9:00	2Q
Rice—Cordill 37 pass from Lain (Vestal kick)	14-21	3:00	2Q
Rice—Steen 11 pass from Lain (Vestal kick)	14-28	7:00	3Q

Attendance: 35,000
Time: N/A
Weather: 50 degrees, clear skies

TEAM STATISTICS	COLORADO	RICE
First Downs	6	20
Third Down Efficiency	3-11	5-12
Fourth Down Efficiency	0-1	0-0
Rushes—Net Yards	38-47	52-254
Passing Yards	8	158
Passes (Att-Comp-Int)	6-1-2	20-11-2
Total Offense	55	412
Return Yards	60	64
Punts: No-Average	9-41.2	3-20.0
Fumbles: No-Lost	2-0	3-1
Penalties/Yards	3/15	9/65
Quarterback Sacks—Yards	N/A	N/A
Time Possession	N/A	N/A

INDIVIDUAL STATISTICS

Rushing—Colorado: White 23-54, Cheney 9-19, Antonio 2-4, Hill 1-1, Reeves 1-minus 5, Hickey 2-minus 26. Rice: Lain 14-78, Vickers 13-55, Cordill 7-44, Schuehle 4-25, Neece 3-18, Sullivan 4-13, Coffee 4-13, Rogers 1-4, Hancock 1-13, Mechler 1-2.

Passing—Colorado: White 5-1-2, 8; Reeves 1-0-0, 0. Rice: Lain 12-8-1, 123; Vickers 6-3-0, 35; Sullivan 1-0-0, 0; Coffee 1-0-1, 0.

Receiving—Colorado: Antonio 1-8. Rice: Steen 4-57, Cordill 3-60, Hager 2-16, Schuehle 1-13, Williams 1-12.

Punting—Colorado: White 8-41.6, Reeves 1-38.0. Rice: Vickers 1-38.0, Sullivan 2-11.0.

Punt Returns—Colorado: Reeves 1-10, White 1-0. Rice: Sullivan 4-39, Neece 1-13, Cordill 2-9, Coffee 2-minus 4.

Kickoff Returns—Colorado: White 3-65. Rice: Vickers 1-24, Schuehle 1-16, Hancock 1-8.

Interceptions—Colorado: White 1-47, Grove 1-3. Rice: Flowers 2-7.

Tackle Leaders—N/A.

1957 ORANGE BOWL

Jan. 1, 1957 at Miami, Fla.

Colorado 27
Clemson 21

Big Seven runner-up Colorado stormed out of the chute and had Atlantic Coast champion Clemson down 20-0 at the half as 72,552 fans yawned and went for refreshments at the 23rd Orange Bowl Classic.

But a lot of those drinks were spilled in the second half as Clemson rallied to take a 21-20 lead in the final period before the resurgent Buffs buckled up and drove for the winning score to take their first bowl triumph in history by a 27-21 score.

Fumbles, eight of them, three lost to Clemson, were a nemesis Colorado managed to overcome in the school's first national television appearance in history. One at the goal line at the end of the first half perhaps prevented CU being able to put the game away, and one on its own 27 with three minutes remaining in the game gave the Tigers one last shot to pull out the win.

Dal Ward's Buffaloes got first half touchdowns from John Bayuk, Howard Cook and Boyd Dowler to take the seemingly safe 20-point halftime lead. But Frank Howard's Tigers roared back to go ahead by 21-20 with 11:12 left in the game on a one-yard run by fullback Bob Spooner.

But the Buffs sucked it up and drove 53 yards for the winning score after a Clemson onside kick attempt following the score had failed. Eddie Dove carried four times and Bayuk three in the drive, with Bayuk getting the TD from the one-yard line with 7:13 left to play. Ellwin Indorf's kick gave CU what proved to be the winning margin.

With less than three minutes to go and facing a 2nd-and-9 on the Buff 26, Clemson's Charlie Bussey was intercepted at the 17 by Bob Stransky, nailing down the decision for the Buffs.

Colorado	**0**	**20**	**0**	**7**	**—**	**27**
Clemson	**0**	**0**	**14**	**7**	**—**	**21**

CU—Bayuk 2 run (Indorf kick)	7- 0	9:08	2Q
CU—Dowler 6 run (Cook kick)	14- 0	6:53	2Q
CU—Cook 26 run (kick failed)	20- 0	4:02	2Q
Clemson—Wells 3 run (Bussey kick)	20- 7	6:07	3Q
Clemson—Wells 58 run (Bussey kick)	20-14	0:27	3Q
Clemson—Spooner 1 run (Bussey kick)	20-21	11:12	4Q
CU—Bayuk 1 run (Indorf kick)	27-21	7:13	4Q

Attendance: 72,552
Time: N/A
Weather: 75 degrees, clear skies, 5 mph winds (S)

TEAM STATISTICS	COLORADO	CLEMSON
First Downs	16	14
Third Down Efficiency	3-10	9-19
Fourth Down Efficiency	1-1	1-2
Rushes—Net Yards	52-279	60-217
Passing Yards	27	25
Passes (Att-Comp-Int)	4-2-0	9-4-2
Total Offense	306	242
Return Yards	76	5
Punts: No-Average	5-36.6	7-37.9
Fumbles: No-Lost	8-3	0-0
Penalties/Yards	5/55	4/40
Quarterback Sacks—Yards	N/A	N/A
Time Possession	N/A	N/A

INDIVIDUAL STATISTICS

Rushing—Colorado: Bayuk 23-121, Stransky 7-59, Dove 6-36, Cook 6-35, Dowler 6-16, Herbst 1-7, Becker 1-4, Morley 2-1. Clemson: Wells 18-125, Spooner 18-65, Hayes 9-28, Coleman 5-10, Lawrence 2-3, Horne 1-0, Dukes 1-0, Bussey 4-minus 4, Turbeville 2-minus 10.

Passing—Colorado: Morley 1-1-0, 18; Stransky 1-1-0, 9; Cook 1-0-0, 0; Dowler 1-0-0, 0. Clemson: Bussey 8-3-2, 9; Turbeville, 1-1-0, 16.

Receiving—Colorado: Clarke 1-18, Dowler 1-9. Clemson: Lawrence 1-16, Smith 1-16, Horne 2-minus 7.

Punting—Colorado: Stransky 1-44.0, Dowler 4-34.8. Clemson: Turbeville 4-30.5, Bussey 3-47.7.

Punt Returns—Colorado: Stransky 1-15, Dove 1-8. Clemson: Coleman 1-5.

Kickoff Returns—Colorado: Stransky 1-24, Dowler 1-12. Clemson: Wells 2-34, Coleman 1-15.

Interceptions—Colorado: Stransky 2-53. Clemson: none.

Tackle Leaders—N/A.

1962 ORANGE BOWL

Jan. 1, 1962 at Miami, Fla.

Louisiana State 25
Colorado 7

Jittery Big Eight champion Colorado was out-classed by Louisiana State's smooth football hordes, and the Buffaloes lost a 25-7 decision in the 28th Orange Bowl Classic before 62,391 onlookers.

Coach Paul Dietzel's Southeast Conference champions built up a 5-0 first quarter lead on field goal and a safety scored when Gary Kinchen blocked a Charlie McBride punt out of the end zone. Colorado came back to grab a 7-5 lead on Buff defender Loren Schweninger's 59-yard pass interception return for a score early in the second quarter.

But the Tigers then methodically dismantled the Buffaloes, and though down by only four at halftime, one had the feeling that the struggling CU offense might not be able to get going in the second half. Colorado had only three plays, for as many yards, in the first quarter, and ran just 17 for 48 in the first half.

LSU took the lead for good in the second quarter, marching 82 yards for the score with Chuck Crawford going in from the one with 8:57 left in the first half to give the Tigers an 11-7 margin that held until the half. The Tigers scored twice quickly in the third quarter to put the game away, going 43 yards after a poor 18-yard punt and blocking another McBride punt for a touchdown just as the period ended.

Sonny Grandelius' Buffs managed only 129 yards in total offense against the LSU "Chinese Bandit" defense, while the Tigers earned 315 yards. CU had come into the game with a 9-1 mark, losing only to Utah and winning all seven Big Eight games to claim its first league crown.

Colorado	**0**	**7**	**0**	**0**	**—**	**7**
Louisiana State	**5**	**6**	**14**	**0**	**—**	**25**

LSU—Harris 30 FG	0- 3	6:59	1Q
LSU—Safety, Kinchen blocked punt out of end zone	0- 5	4:43	1Q
CU—Schweninger 59 interception return (Hillebrand kick)	7- 5	12:54	2Q
LSU—Crawford 1 run (run failed)	7-11	8:57	2Q
LSU—Field 9 run (Harris kick)	7-18	10:34	3Q
LSU—Sykes recovered blocked punt in end zone (Harris kick)	7-25	0:26	3Q

Attendance: 62,391
Time: N/A
Weather: 67 degrees, humid, clear skies, 10 mph winds (SW)

TEAM STATISTICS	COLORADO	LSU
First Downs	7	19
Third Down Efficiency	3-16	10-16
Fourth Down Efficiency	1-4	1-1
Rushes—Net Yards	16-24	57-206
Passing Yards	105	109
Passes (Att-Comp-Int)	39-12-0	18-8-3
Total Offense	129	315
Return Yards	77	0
Punts: No-Average	8-22.1	4-33.8
Fumbles: No-Lost	2-1	2-1
Penalties/Yards	5/35	7/65
Quarterback Sacks—Yards	N/A	N/A
Time Possession	N/A	N/A

INDIVIDUAL STATISTICS

Rushing—Colorado: Schweninger 5-9, Weidner 1-6, Mavity 3-4, Woods 4-3, Harris 3-2. LSU: Gros 10-55, Field 8-36, Harris 6-26, Stovall 5-24, Amedee 9-20, Cranford 9-20, Wilkins 6-19, Campbell 3-6, Neck 1-0.

Passing—Colorado: Weidner 36-11-0, 98; Montera 3-1-0, 7. LSU: Amedee 12-6-2, 88; Field 6-2-1, 21.

Receiving—Colorado: Hillebrand 4-52, Meadows 3-24, Mavity 2-15, Schweninger 2-7, Coleman 1-7. LSU: Wilkins 3-58, Campbell 3-30, Harris 1-14, Stovall 1-7.

Punting—Colorado: McBride 6-28.5 (38 long), Team 2-0. LSU: Stovall 4-33.8 (49 long).

Punt Returns—Colorado: Crabb 1-9, Woods 1-1. LSU: Harris 1-0.

Kickoff Returns—Colorado: Harris 2-27, Woods 1-17. LSU: Campbell 1-18, Harris 1-17.

Interceptions—Colorado: Schweninger 1-59, Harris 1-8, Crabb 1-0. LSU: none.

Tackle Leaders—N/A.

1967 BLUEBONNET BOWL

Dec. 31, 1967 at Houston, Texas

Colorado 31
Miami, Fla. 21

Sophomore quarterback Bobby Anderson ignored a painful ankle injury and ignited Colorado's 31-21 victory over Miami, Fla. at Rice Stadium in the 9th annual Bluebonnet Bowl.

One of the more entertaining games of the '67 bowl season, there were five lead changes and neither team had a two-score lead until Wilmer Cooks put the game away with a 2-yard touchdown run with just 62 seconds to play.

Anderson, the 19-year-old Boulder-bred signal caller, led the Buffaloes on an 80-yard TD march in the third period to give the Herd a 17-14 lead. Then, after the Hurricanes recaptured the lead on the first play of the fourth quarter, Anderson sped 38 yards for a touchdown with 6:55 left in the game to put CU back ahead by 24-21. Anderson then took the Buffs 34 yards for the clinching score with 1:02 to play (Cooks' run) after Isaac Howard had picked off a Miami pass at the Hurricane 43-yard line and returned it nine yards..

The Buffs opened the scoring on a 7-yard run by Larry Plantz with just under five minutes left in the first quarter, as it took CU just two plays to capitalize on a Miami fumble. The Hurricanes answered that score on their next possession, and then took a 14-7 lead on a 77-yard interception return for a touchdown by Jimmy Dye.

Anderson was the complete player in winning game MVP honors, running for 108 yards on 17 carries, scoring two touchdowns, and completing 5-of-10 passes for 49 yards. Oddly, Anderson did not start the game, giving way to fleet Dan Kelly because of his bothersome ankle. Bobby entered the game in the second period after Miami went in front.

Colorado	**7**	**3**	**7**	**14**	**—**	**31**
Miami, Fla.	**0**	**14**	**0**	**7**	**—**	**21**

CU—Plantz 7 run (Farler kick)	7- 0	4:46	1Q
Miami—Mira 2 run (Harris kick)	7- 7	14:12	2Q
Miami—Dye 77 interception return (Harris kick)	7-14	5:46	2Q
CU—Farler 31 FG	10-14	0:07	2Q
CU—B.Anderson 2 run (Bartelt kick)	17-14	11:11	3Q
Miami—Daanen 9 pass from Miller (Harris kick)	17-21	14:55	4Q
CU—B.Anderson 38 run (Farler kick)	24-21	6:55	4Q
CU—Cooks 2 run (Farler kick)	31-21	1:02	4Q

Attendance: 30,156
Time: N/A
Weather: 53 degrees, clear skies, 9 mph winds (NNW)

TEAM STATISTICS	COLORADO	MIAMI, FLA.
First Downs	21	14
Third Down Efficiency	7-15	2-12
Fourth Down Efficiency	0-0	2-2
Rushes—Net Yards	56-283	33-120
Passing Yards	82	113
Passes (Att-Comp-Int)	21-10-1	28-10-2
Total Offense	365	233
Return Yards	33	72
Punts: No-Average	3-32.5	7-37.7
Fumbles: No-Lost	2-0	2-1
Penalties/Yards	2/10	9/75
Quarterback Sacks—Yards	2-15	5-48
Time Possession	34:39	25:21

INDIVIDUAL STATISTICS

Rushing—Colorado: B.Anderson 17-108, Cooks 17-74, Plantz 7-56, Kelly 12-38, Farler 3-minus 3. Miami: Acuff 8-38, Opalsky 12-38, Olivo 8-25, Miller 1-11, McGee 1-6, Mira 3-2.

Passing—Colorado: Kelly 11-5-1, 33; B.Anderson 10-5-0, 49. Miami: Miller 14-5-2, 75; Olivo 14-5-0, 38.

Receiving—Colorado: Huber 6-52, Pruitt 2-26, Corson 1-5, Plantz 1-1. Miami: Daanen 4-56, Cox 2-29, McGee 2-14, Smith 1-11, Acuff 1-3.

Punting—Colorado: B.Anderson 7-34.9, Kelly 1-24.0. Miami: Collins 7-37.7.

Punt Returns—Colorado: D.Anderson 1-12, Greer 2-12. Miami: Robinson 1-minus 5.

Kickoff Returns—Colorado: Plantz 1-26, Kuxhaus 1-15. Miami: Acuff 5-76, Russo 1-15, Opalsky 0-49 (lateral).

Interceptions—Colorado: Howard 1-9, Greer 1-0. Miami: Dye 1-77.

Tackle Leaders—Colorado: Bynum 13,2—15; Bosch 10,2—12; Greer 8,4—12; D.Anderson 7,4—11. Miami: Hendricks 9,8—17; Tatarek 7,2—9; Dye 6,3—9; Barnett 7,1—8.

1969 LIBERTY BOWL

Dec. 13, 1969 at Memphis, Tenn.

Colorado 47
Alabama 33

All-American tailback Bobby Anderson and his herd of Bison stampeded into Memphis and outslugged Alabama, 47-33, before 50,042 fans and a nationwide television audience in the 11th annual Liberty Bowl.

The 80 combined points by the teams marked the most ever scored In a major bowl game, and the second most at the time in any NCAA postseason game, surpassed only by the 91 points scored in the 1968 Tangerine Bowl (a 49-42 Richmond win over Ohio U.).

Anderson, a bullish 6-0, 208-pounder, capped his All-America campaign by rushing for a Liberty Bowl record 254 yards and scoring three touchdowns. It gave him a total of 5,017 yards in total offense for his career and enabled him to become the first Big Eight player ever to hit the 5,000-yard mark for a career, including bowl games.

Fullback Ward Walsh scored twice on short runs, Dave Haney kicked a 30-yard field goal, Anderson scored from the two, and Steve Engel and Bob Masten collaborated on a 91-yard kickoff return as CU stormed to a 31-19 halftime lead. The Crimson Tide rallied to take a 33-31 lead with two third quarter touchdowns, but CU blitzed 'Bama for 16 unanswered points in the final stanza to post the win.

Defensively, the Buffaloes harassed two Tide quarterbacks all afternoon, posting eight sacks, several knockdowns and seven pass deflections. End Bill Brundige was in on five sacks for 41 yards in losses.

It was the only match up between college coaching legends, as Eddie Crowder's Buffaloes prevailed over Paul "Bear" Bryant's Crimson Tide. It was a classic, as 'Bama stormed back from 17- and 12-point deficits, but CU's resiliency won out.

A total of 16 new Liberty bowl records were set in the long and exciting afternoon in Memphis Memorial Stadium before the ABC-TV cameras.

Colorado	**10**	**21**	**0**	**16**	**—**	**47**
Alabama	**0**	**19**	**14**	**0**	**—**	**33**

CU—Walsh 13 run Haney kick)	7- 0	11:36	1Q
CU—Haney 30 FG	10- 0	4:54	1Q
CU—Anderson 3 run (Haney kick)	17- 0	12:38	2Q
Alabama—Hunter 31 run (Buck kick)	17- 7	10:13	2Q
Alabama—Ranager 6 run (pass failed)	17-13	4:49	2Q
CU—Walsh 15 run (Haney kick)	24-13	2:38	2Q
Alabama—Musso 2 run (run failed)	24-19	1:01	2Q
CU—Engel 91 kickoff return (Haney kick)	31-19	0:46	2Q
Alabama—Langston 55 pass from Hayden (Buck kick)	31-26	13:39	3Q
Alabama—Musso 10 pass from Hayden (Buck kick)	31-33	7:47	3Q
CU—Anderson 2 run (Haney kick)	38-33	10:57	4Q
CU—Safety, Hayden tackled in end zone by Brundige and Orvis	40-33	2:48	4Q
CU—Anderson 3 run (Haney kick)	47-33	0:45	4Q

Attendance: 50,042
Time: N/A
Weather: 55 degrees, clear skies, 15 mph winds (SW)

TEAM STATISTICS	COLORADO	ALABAMA
First Downs	29	24
Third Down Efficiency	5-13	6-17
Fourth Down Efficiency	2-3	1-2
Rushes—Net Yards	70-473	46-155
Passing Yards	90	212
Passes (Att-Comp-Int)	16-6-3	34-14-0
Total Offense	563	367
Return Yards	18	5
Punts: No-Average	2-37.5	7-41.0
Fumbles: No-Lost	3-2	2-0
Penalties/Yards	8/94	2/24
Quarterback Sacks—Yards	8-68	1-1
Time Possession	30:57	29:03

INDIVIDUAL STATISTICS

Rushing—Colorado: Anderson 35-254, Bratten 19-111, Walsh 12-59, Whitaker 1-43, Engel 2-4, Dal Porto 1-2. Alabama: Musso 23-107, Seay 7-53, Hunter 4-7, Ranager 1-6, Jilleba 1-2, Sawyer 1-minus 5, Hayden 9-minus 15.

Passing—Colorado: Bratten 11-3-3, 49; Anderson 4-3-0, 41; Robert 1-0-0, 0. Alabama: Hayden 21-8-0, 164; Hunter 13-6-0, 48.

Receiving—Colorado: Masten 2-35, Dal Porto 2-29, Pruett 1-15, Huber 1-11. Alabama: Bailey 3-43, Musso 3-22, Langston 2-64, Seay 2-20, Sawyer 1-33, Doran 1-26, Ranager 1-9, Jilleba 1-minus 5.

Punting—Colorado: Robert 2-37.5. Alabama: Mann 7-41.0.

Punt Returns—Colorado: Harris 1-13, Murphy 1-5. Alabama: Sasser 1-5.

Kickoff Returns—Colorado: Engel 3-122, Riegel 2-38, Murphy 1-28, Anderson 1-23, Masten 1-11. Alabama: Moore 3-50, Ranager 2-54, Musso 2-23, Wilder 1-0.

Interceptions—Colorado: none. Alabama: Gilbert 1-0, James 1-0, Williams 1-0.

Tackle Leaders—Colorado: Brundige 6,9—15; Collins 3,11—14; Irwin 4,7—11; Ogle 1,10—11; Orvis 2,7—9; Blanchard 2,7—9.
Alabama: Samples 3,13—16; Duke 4,10—14; Gilbert 4,10—14; Parkhouse 2,11—13.

1970 LIBERTY BOWL

Dec. 12, 1970 at Memphis, Tenn.

Tulane 17
Colorado 3

Hungry Tulane ruined Colorado's return to the Liberty Bowl and the Green Wave walked off with a stunning 17-3 upset of the Buffs as 44,640 fans shivered in the cold at the 12th annual event at Memphis Memorial Stadium.

Colorado, playing without injured quarterback Jim Bratten, and going with sophomore Paul Arendt, mounted little offense and fell to the emotional Tulane effort. CU had come into the game with just a 6-4 record, but had upset powers Penn State and Sugar Bowl-bound Air Force during the season. Tulane used the win to improve to 8-4 on the year and added CU to the list of impressive teams it had beaten, including Georgia, Illinois, North Carolina and Miami, Fla.

CU's only points came on a 32-yard second quarter field goal from Dave Haney as the Buffs managed only 175 yards in total offense after leading the Big Eight with a per-game average of almost 425 yards. Tulane's David Abercrombie returned a second half kickoff 66 yards and scored himself on runs of two and four yards to cap drives that broke a 3-3 halftime tie and sent Tulane to its eighth win of the year. Linebacker Rick Kingrea set up the second tally with a 44-yard interception return off Arendt in the final period.

The game was a total contrast to the '69 Liberty Bowl, where CU and Alabama combined for 80 points and 930 yards. This affair saw just 20 points make it to the scoreboard on just 416 yards of offense.

Colorado	**0**	**3**	**0**	**0**	**—**	**3**
Tulane	**3**	**0**	**7**	**7**	**—**	**17**

Tulane—Gibson 19 FG	0- 3	1:36	1Q
CU—Haney 32 FG	3- 3	8:08	2Q
Tulane—Abercrombie 2 run (Gibson kick)	3-10	13:18	3Q
Tulane—Abercrombie 4 run (Gibson kick)	3-17	8:04	4Q

Attendance: 44,640
Time: N/A
Weather: 37 degrees, clear skies, 10-15 mph winds (N)

TEAM STATISTICS	COLORADO	TULANE
First Downs	13	15
Third Down Efficiency	7-16	4-14
Fourth Down Efficiency	0-1	0-2
Rushes—Net Yards	57-155	52-213
Passing Yards	20	28
Passes (Att-Comp-Int)	7-3-1	9-3-1
Total Offense	175	241
Return Yards	28	56
Punts: No-Average	7-42.9	6-38.5
Fumbles: No-Lost	4-1	4-0
Penalties/Yards	5/52	5/39
Quarterback Sacks—Yards	2-14	3-29
Time Possession	32:08	27:52

INDIVIDUAL STATISTICS

Rushing—Colorado: Arendt 29-65, Tarver 11-54, Walsh 8-26, Keyworth 6-16, Branch 1-4, Stearns 1-minus 2, Brunson 1-minus 8. Tulane: Abercrombie 25-128, Marshall 13-87, Corn 1-4, Lachaussee 2-3, LeBlanc 1-2, M.Walker 10-minus 11.

Passing—Colorado: Arendt 7-3-1, 20. Tulane: Walker 8-3-1, 28; Lachaussee 1-0-0, 0.

Receiving—Colorado: Dal Porto 2-17, Masten 1-3. Tulane: Barrios 2-34, Abercrombie 1-minus 6.

Punting—Colorado: Stearns 7-42.9 (56 long). Tulane: Sanders 6-38.5 (44 long).

Punt Returns—Colorado: none. Tulane: Bullard 1-7, Williams 1-7, Murphy 2-minus 2.

Kickoff Returns—Colorado: Branch 4-80. Tulane: Abercrombie 1-66, Ewing 1-22.

Interceptions—Colorado: Murphy 1-28. Tulane: Kingrea 1-44.

Tackle Leaders—Colorado: Smith 8,3—11; Stavely 8,2—10; Ogle 5,5—10; Murphy 7,0—7; Drake 6,1—7; Irwin 6,1—7. Tulane: Hester 7,8—15; Kingrea 9,3—12; J.Walker 7,2—9; Stark 6,3—9; Young 6,3—9.

1971 BLUEBONNET BOWL

Dec. 31, 1971 at Houston, Texas

Colorado 29
Houston 17

Colorado sophomore tailback Charlie Davis returned to his hometown and ripped host Houston for a whopping 202 yards on 37 carries as the Buffs whipped the Cougars, 29-17, in the 13th annual Astro-Bluebonnet Bowl Classic at the Astrodome.

Davis scored twice and was a one-man show in the first half. CU took a 23-14 lead into the dressing rooms. CU marched 70 yards in nine plays on the games first possession, and thanks to a 27-yard run by Davis, took a 7-0 lead less than four minutes into the game. After a pair of Robert Newhouse runs spotted Houston a 14-7 after the first quarter, but CU answered with a 16-point second quarter. A touchdown pass of five yards from Ken Johnson to Larry Brunson, a 32-yard field goal by J. B. Dean, and another TD run by Davis enabled the Buffs to take the nine-point halftime lead.

Houston, behind the running of Newhouse, roared back to narrow the margin to 23-17 with 2:16 left in the third quarter as Mike Terrell kicked a 29-yard field goal. Newhouse, who lost out to Davis for the game's MVP Award, had 168 yards on 35 carries and also scored twice.

Safety John Stearns was a Colorado hero in the fourth period, making the gutsiest fourth down play in school history. On a fourth-and-9 from the Buff 10, he surprised everyone, including the Buff coaching staff, by sprinting 12 yards for a crucial first down after Houston had turned the momentum around and narrowed the margin to just a touchdown on the Terrell field goal. Stearns then knocked down a sure TD pass on fourth down with the Cougars at the CU nine. The Buffs turned that one around and marched for the clinching tally with 3:48 left in the game.

CU finished the season with a 10-2 mark, its only setbacks coming at the hands of national champion Nebraska and to No. 2 Oklahoma. In the Associated Press poll, the Buffs rose to No. 3 in the final balloting with the victory over No. 15 Houston (9-3), marking the first and only time one conference had three schools finish 1-2-3.

Colorado	**7**	**16**	**0**	**6**	**—**	**29**
Houston	**14**	**0**	**3**	**0**	**—**	**17**

CU—Davis 27 run (Dean kick)	7- 0	11:24	1Q
Houston—Newhouse 2 run (Terrell kick)	7- 7	5:22	1Q
Houston—Newhouse 3 run (Terrell kick)	7-14	1:14	1Q
CU—Brunson 5 pass from Johnson (kick failed)	13-14	13:20	2Q
CU—Dean 32 FG	16-14	5:03	2Q
CU—Davis 1 run (Dean kick)	23-14	1:13	2Q
Houston—Terrell 29 FG	23-17	2:16	3Q
CU—Johnson 1 run (pass failed)	29-17	3:48	4Q

Attendance: 54,720
Time: 3:06
Weather: 72 degrees in controlled environment (played in the Astrodome)

TEAM STATISTICS	COLORADO	HOUSTON
First Downs	24	19
Third Down Efficiency	12-18	6-15
Fourth Down Efficiency	1-1	3-6
Rushes—Net Yards	62-333	50-219
Passing Yards	62	173
Passes (Att-Comp-Int)	17-7-1	25-11-1
Total Offense	395	392
Return Yards	0	0
Punts: No-Average	3-32.0	2-37.5
Fumbles: No-Lost	4-0	2-2
Penalties/Yards	7/52	2/47
Quarterback Sacks—Yards	1-5	0-0
Time Possession	N/A	N/A

INDIVIDUAL STATISTICS

Rushing—Colorado: Davis 37-202, Johnson 16-81, Tarver 6-22, Branch 1-13, Stearns 1-12, Matthews 1.3.Houston: Newhouse 35-168, Mozisek 11-43, Mullins 4-8.

Passing—Colorado: Johnson 16-6-1, 51; Branch 1-1-0, 11. Houston: Mullins 25-11-1, 173.

Receiving—Colorado: Nichols 2-28, Brunson 2-16, Masten 1-14, Davis 1-3, Branch 1-1. Houston: Orchin 6-94, Odoms 4-51, Stanley 1-28.

Punting—Colorado: Stearns 3-32.0 (39 long). Houston: H.oberts 2-37.5 (41 long).

Punt Returns—Colorado: none. Houston: none.

Kickoff Returns—Colorado: Branch 2-45, Brunson 1-11, Nichols 1-9. Houston: Newhouse 3-29, Orchin 1-13,W.Roberts 1-13, Johnson 1-9.

Interceptions—Colorado: Foster 1-0. Houston: Hamrick 1-0.

Tackle Leaders—Colorado: Drake 8,2—10; Taibi 8,2—10; Magrum 7,3—10; Orvis 5,5—10; Havens 4,2—6;Stearns 4,1—5; Bryant 4,1—5. Houston: Brezina 7,3—10; Ditta 8,1—9; Stohler 8,1—9; Bolin 4,5—9; Branstetter 6,2—8.

1972 GATOR BOWL

Dec. 30, 1972 at Jacksonville, Fla.

Auburn 24
Colorado 3

Auburn, an 11-point underdog to Colorado, took command in the second period and went on to beat the Buffs, 24-3, in the 28th Gator Bowl Classic before 71,114 fans.

It was 17-0 in favor of the Tigers before CU got on the board with just 7:31 left in the game on a Freddie Lima field goal. Auburn shut off the fearsome Colorado rushing attack, limiting the Buffs to just 63 yards in 29 attempts and forced CU quarterback Ken Johnson to the air.

Auburn, sixth-ranked in the nation, took it to Colorado by capitalizing on two CU fumbles and two pass thefts. Johnson, who had directed No. 13 Colorado to an 8-3 regular season coming into the game, hit on 17 of 29 passes for 169 yards, but the Buff running game was shut down.

Garner Jett's 27-yard field goal and a fumble recovery at the Colorado 16-yard line a minute later led to the 10-0 halftime lead for Auburn. Then, in the second half, wingback Mike Fuller hit tight end Rob Spivey with a 22-yard TD pass late in the third quarter. Holder Dave Beck threw a 16-yard TD pass off a fake field goal to Dan Nugent with just 1:10 left in the game to ice the win.

The Tigers managed only 233 yards on the afternoon, including only 153 on 58 rushing attempts, or just 2.6 per attempt, as the CU defense had 11 tackles for losses totaling 36 yards. But largely due to the turnovers, Auburn's four scoring drives consumed a grand total of only 116 yards.

Auburn finished 10-1 and moved up to a number five ranking for the season.

Colorado	**0**	**0**	**0**	**3**	**—**	**3**
Auburn	**0**	**10**	**7**	**7**	**—**	**24**

Auburn—Jett 27 FG	0- 3	14:16	2Q
Auburn—Whatley 1 run (Jett kick)	0-10	12:00	2Q
Auburn—Spivey 22 pass from M.Fuller (Jett kick)	0-17	3:32	3Q
CU—Lima 33 FG	3-17	7:31	4Q
Auburn—Nugent 16 pass from Beck (Jett kick)	3-24	1:10	4Q

Attendance: 71,114
Time: N/A
Weather: 70 degrees, clear skies, wind negligible

TEAM STATISTICS	COLORADO	AUBURN
First Downs	14	13
Third Down Efficiency	3-14	6-18
Fourth Down Efficiency	1-2	1-1
Rushes—Net Yards	29-63	58-153
Passing Yards	204	80
Passes (Att-Comp-Int)	33-20-2	8-5-0
Total Offense	267	233
Return Yards	3	1
Punts: No-Average	5-39.8	7-40.7
Fumbles: No-Lost	3-2	3-1
Penalties/Yards	5/47	4/30
Quarterback Sacks—Yards	2-10	0-0
Time Possession	24:44	35:16

INDIVIDUAL STATISTICS

Rushing—Colorado: Matthews 8-34, Davis 14-12, Johnson 6-10, Campbell 1-7. Auburn: R.Fuller 12-72, Linderman 15-37, Henley 18-24, Whatley 13-20.

Passing—Colorado: Johnson 29-17-2, 169; Duenas 4-3-0, 35. Auburn: Whatley 6-3-0, 42; M.Fuller 1-1-0, 22; Beck 1-1-0, 16.

Receiving—Colorado: Davis 7-10, Cain 4-45, Keyworth 3-55, Ellwood 3-49, Collier 2-43, Campbell 1-2. Auburn: Spivey 1-22, Cannon 1-17, Nugent 1-16, Henley 1-13, Gates 1-12.

Punting—Colorado: Stearns 5-39.8 (51 long). Auburn: Beverly 7-40.7 (54 long).

Punt Returns—Colorado: Bryant 4-3. Auburn: Simmons 2-1.

Kickoff Returns—Colorado: Collier 4-73, Campbell 1-17. Auburn: Langner 1-25, M.Fuller 1-24.

Interceptions—Colorado: none. Auburn: Beck 1-0, Simmons 1-0.

Tackle Leaders—Colorado: Cooney 12,1—13; Magrum 9,2—11; R.Stearns 9,1—10; Drake 5,1—6; Geist 4,1—5. Auburn: Newton 7,3—10; Langner 6,0—6; Beck 5,0—5; Sixley 5,0—5.

1975 BLUEBONNET BOWL

Dec. 27, 1975 at Houston, Texas

Texas 38
Colorado 21

Colorado rolled up a commanding 21-7 halftime lead over Texas, then kicked it away as the Longhorns rallied to a 38-21 win in the 17th Astro-Bluebonnet Bowl in the Houston Astrodome before 52,748.

In the first half, Colorado built up sizeable advantages in first downs (16-5), total yards (225-89), total plays (48-20) and time of possession (20:50-9:10) in building the 21-7 edge. After overcoming Texas returning the opening kickoff to the CU 14, when Russell Erxleben's 25-yard field goal was low into the line, CU fullback Terry Kunz scored on a one-yard dive with 2:29 left in the first quarter for a 7-0 lead. Quarterback David Williams threw a four-yard TD pass to Dave Logan with 12:42 left in the second period, then added a 25-yard scoring aerial to huge end Don Hasselbeck with 0:24 left in the half to provide the two touchdown margin.

But Kunz opened the second half with a costly fumble at the Buff 34 and Texas halfback Jimmy Walker scored eight plays later to make it 21-13, though CU blocked the extra point. UT end Tim Campbell blocked a CU punt a minute later and roared 25 yards for the touchdown, with a two-point conversion pass from quarterback Marty Akins to fullback Earl Campbell tying the game at 21-21 with 10:56 left in the third quarter.

Erxleben booted an NCAA bowl record 55-yard field goal with 6:25 left in the third period to give the Longhorns a 24-21 lead. Fleet Johnny Jones scored from four yards out with 3:15 left in the third period that put the Horns a 31-21, and then added an insurance score on a 7-yard run with 5:05 left in the game.

Despite 59 points being put on the scoreboard, the game really wasn't an offensive showcase. The Buffs outgained Texas by 294-237, but CU struggled on offense in the second half, gaining only 69 yards.

Colorado	**7**	**14**	**0**	**0**	**—**	**21**
Texas	**0**	**7**	**24**	**7**	**—**	**38**

CU—Kunz 1 run (MacKenzie kick)	7- 0	2:29	1Q
CU—Logan 4 pass from Williams (MacKenzie kick)	14- 0	12:42	2Q
Texas—Jackson 21 pass from Akin (Erxleben kick)	14- 7	1:47	2Q
CU—Hasselbeck 25 pass from Williams (MacKenzie kick)	21- 7	0:24	2Q
Texas—Walker 3 run (kick blocked)	21-13	10:56	3Q
Texas—T.Campbell 25 blocked punt return (E.Campbell pass from Akin)	21-21	8:37	3Q
Texas—Erxleben 55 FG	21-24	6:25	3Q
Texas—Jones 4 run (Erxleben kick)	21-31	3:15	3Q
Texas—Jones 7 run (Erxleben kick)	21-38	5:05	4Q

Attendance: 52,758
Time: 2:59
Weather: 72 degrees in controlled environment (played in the Astrodome)

TEAM STATISTICS	COLORADO	TEXAS
First Downs	21	15
Third Down Efficiency	8-14	3-10
Fourth Down Efficiency	2-2	1-1
Rushes—Net Yards	51-117	62-171
Passing Yards	177	66
Passes (Att-Comp-Int)	26-17-3	5-4-0
Total Offense	294	237
Return Yards	-2	61
Punts: No-Average	4-24.0	2-40.0
Fumbles: No-Lost	3-2	2-2
Penalties/Yards	6/50	5/35
Quarterback Sacks—Yards	0-0	3-39
Time Possession	34:56	25:04

INDIVIDUAL STATISTICS

Rushing—Colorado: Reed 14-41, Moorehead 9-39, Kunz 10-20, Kelleher 6-18, Waddy 1-6, Mayberry 1-2, Williams 11-minus 9. Texas: Campbell 19-95, Jones 8-33, Walker 7-16, Suber 4-13, Akins 7-8, Aboussie 3-5, Featherstone 2-5, Rowan 1-2.

Passing—Colorado: Williams 25-17-2, 177; Austin 1-0-1, 0. Texas: Akins 5-4-0, 66.

Receiving—Colorado: Hasselbeck 5-84, Moorehead 3-25, Logan 3-20, Reed 3-17, Kelleher 1-14, Gaunty 1-11, Kunz 1-6. Texas: Jackson 2-31, Jones 1-30, Suber 1-5.

Punting—Colorado: Koleski 3-22.0 (39 long), Waddy 1-30.0. Texas: Erxleben 2-40.0 (41 long).

Punt Returns—Colorado: Logan 1-1, McCoy 1-minus 4.
Texas: T.Campbell 1-25.

Kickoff Returns—Colorado: Waddy 3-70, Mayberry 2-32, Gaunty 1-15. Texas: Jones 1-25, Martinez 1-25, Wyatt 1-10, Jackson 1-6, Clayburn 0-76 (lateral).

Interceptions—Colorado: none. Texas: Johnson 1-22, Hamilton 1-14, Jette 1-0.

Tackle Leaders—Colorado: McCoy 7,5—12; Paul 3,8—11; Davis 4,6—10; Campbell 3,6—9; Johnson 4,4—8; Simpson 0,7—7. Texas: Johnson 3,14—17; Fenlaw 8,7—15; Hamilton 6,7—13;Clayborn 4,5—9; Jette 2,5—7; Lee 1,6—7.

1977 ORANGE BOWL

Jan. 1, 1977 at Miami, Fla.

Ohio State 27
Colorado 10

Colorado returned to the Orange Bowl as Big Eight tri-champions for the first time since 1961, but Ohio State's defense and an injury to CU middle guard Charlie Johnson in the first half killed CU's chances in a 27-10 Buckeye win before 65,537.

The Buffs got the Orange Bowl nod over Oklahoma and Oklahoma State by virtue of their wins over both schools as all finished with 5-2 league records. CU came into the game ranked No.12, while Ohio State, the Big 10 runner-up, was 8-2-1 and ranked No. 11.

Colorado opened with a bang, getting ahead 10-0 in the first quarter on a 26-yard field goal by Mark Zetterberg with 5:56 elapsed, then a touchdown pass of 11 yards from sophomore quarterback Jeff Knapple to wingback Emery Moorehead with 3:43 left. At that point, CU held a 114-to minus 7 edge in total offense and had run 19 plays to just 6 for OSU. But Johnson, who had a quarterback sack and a pass pressure in those six plays, went down with a broken ankle. Ohio State coach Woody Hayes substituted fleet Rod Gerald at quarterback for a harassed Tom Pacenta and the Buckeye offense came alive in the second quarter.

OSU tailback Jeff Logan rambled for a 36-yard touchdown up the middle as the first period came to an end, then the Buckeyes tied it on a 28-yard field goal by Tom Skladany with 9:29 left in the half.

Ohio State engineered a 99-yard drive, capped by fullback Pete Johnson's three-yard run, with 0:20 left in the half to take a 17-10 lead into intermission. That advantage stood up until Skladany added another 20-yard field goal with 2:30 left in the third quarter to make it 20-10 in favor of OSU.

The Buffs could not do anything offensively in the second half, and a pass interception at the Colorado 28 with 3:08 left led to the final Ohio State touchdown and the winning margin of 27-10.

Colorado	**10**	**0**	**0**	**0**	**—**	**10**
Ohio State	**7**	**10**	**3**	**7**	**—**	**27**

CU—Zetterberg 26 FG	3- 0	9:04	1Q
CU—Moorehead 11 pass from Knapple (Zetterberg kick)	10- 0	3:54	1Q
Ohio State—Logan 36 run (Skladany kick)	10- 7	3:11	1Q
Ohio State—Skladany 28 FG	10-10	9:33	2Q
Ohio State—P.Johnson 3 run (Skladany kick)	10-17	0:24	2Q
Ohio State—Skladany 20 FG	10-20	2:30	3Q
Ohio State—Gerald 4 run (Skladany kick)	10-27	0:45	4Q

Attendance: 65,537
Time: N/A
Weather: 68 degrees, humid, clear skies, 9 mph winds (NW)

TEAM STATISTICS	COLORADO	OHIO STATE
First Downs	12	21
Third Down Efficiency	5-16	8-19
Fourth Down Efficiency	1-1	2-2
Rushes—Net Yards	40-134	71-271
Passing Yards	137	59
Passes (Att-Comp-Int)	23-8-2	7-2-0
Total Offense	271	330
Return Yards	5	39
Punts: No-Average	7-35.2	3-42.3
Fumbles: No-Lost	1-0	4-4
Penalties/Yards	8/60	4/37
Quarterback Sacks—Yards	2-18	0-0
Time Possession	25:31	34:29

INDIVIDUAL STATISTICS

Rushing—Colorado: Reed 22-58, Waddy 1-40, Kelleher 11-26, Knapple 5-13, Moorehead 1-minus 3. Ohio State: Springs 23-98, Gerald 14-81, Logan 14-79, P.Johnson 14-26, Jackson 1-1, Campbell 1-0, Pacenta 4-minus 14.

Passing—Colorado: Knapple 22-8-2, 137; Gaunty 1-0-0, 0. Ohio State: Gerald 6-2-0, 59; Pacenta 1-0-0, 0.

Receiving—Colorado: Moorehead 4-68, Reed 2-51, Hasselbeck 2-18. Ohio State: Harrell 2-59.

Punting—Colorado: Koleski 7-35.2 (45 long). Ohio State: Skladany 3-42.3 (46 long).

Punt Returns—Colorado: Morris 1-5. Ohio State: R.Griffin 1-8, Logan 1-minus 2.

Kickoff Returns—Colorado: Waddy 2-56, Kelleher 2-13. Ohio State: Logan 1-49, Jackson 1-39, Harrell 1-22.

Interceptions—Colorado: none. Ohio State: Thompson 1-22, Cousineau 1-11.

Tackle Leaders—Colorado: Cabral 12,1—13; Muxlow 5,6—11; Haynes 9,1—10; Walker 6,4—10; Vaughan 4,5—9; Westendorf 3,5—8; Loloti 6,1—7; M.L.Davis 6,1—7.

Ohio State: Cousineau 13,4—17; A.Brown 7,1—8; Allegro 6,1—7; Beamon 4,3—7.

1985 FREEDOM BOWL

Dec. 30, 1985 at Anaheim, Calif.

Washington 20
Colorado 17

Washington staved off a pair of late Colorado rallies and held on to defeat the Buffaloes, 20-17, in the second annual Freedom Bowl at Anaheim Stadium.

It was a close game throughout, as neither team ever held a two-score advantage. Washington took a 3-0 lead late in the first quarter on a 30-yard field goal by Jeff Jaeger. The Buffs came back to take what would be their only lead of the night early in the second quarter. Fullback Anthony Weatherspoon scored from a yard out and Larry Eckel added the point after to give CU a 7-3 edge with 5:59 remaining in the first half. The Huskies' David Toy scored on a three-yard run with only 30 seconds left in the first half to put Washington up 10-7 at intermission, capping a 14-play, 80 yard drive engineering by quarterback Chris Chandler.

Eckel tied the score at 10-10 with a 33-yard field goal with 8:41 left in the third quarter, but Washington countered three minutes later with a one-yard scoring run by Tony Covington for a 17-10 lead. Jaeger added an 18-yard field goal three seconds into the fourth quarter to make it 20-10.

All-American punter Barry Helton threw out of punt formation to Jon Embree for a dazzling 31-yard touchdown pass and Eckel added the extra point with 11:05 to go to pull CU to within three. The Buffs would get no closer, but had the ball at inside the Husky 10 in the final five minutes. Halfback Mike Marquez fumbled the ball at the two ending the drive, although television replays indicated the ground may have caused the fumble.

The game capped CU's turnaround season, as the Buffs went from 1-10 the previous year to 7-5 and captured the NCAA's most-improved team honor.

Marquez led the Buffs with 80 yards on 10 carries, while Chandler led the Huskies with 72 yards on seven tries. It was a defensive game, with each team committing just a single turnover, but Washington was penalized 13 times for 88 yards on the evening.

Colorado	**0**	**7**	**3**	**7**	**—**	**17**
Washington	**3**	**7**	**7**	**3**	**—**	**20**

Washington—Jaeger 30 FG	0- 3	4:15	1Q
CU—Weatherspoon 1 run (Eckel kick)	7- 3	5:59	2Q
Washington—Toy 3 run (Jaeger kick)	7-10	0:30	2Q
CU—Eckel 33 FG	10-10	8:41	3Q
Washington—Covington 1 run (Jaeger kick)	10-17	5:35	3Q
Washington—Jaeger 18 FG	10-20	14:57	4Q
CU—Embree 31 pass from Helton (Eckel kick)	17-20	11:05	4Q

Attendance: 37,839
Time: 3:03
Weather: 66 degrees, clear skies, 10 mph winds (S)

TEAM STATISTICS	COLORADO	WASHINGTON
First Downs	15	20
Third Down Efficiency	8-17	4-14
Fourth Down Efficiency	1-3	0-0
Rushes—Net Yards	58-190	43-207
Passing Yards	44	141
Passes (Att-Comp-Int)	10-2-0	26-15-1
Total Offense	234	348
Return Yards	40	8
Punts: No-Average	5-39.0	6-40.0
Fumbles: No-Lost	1-1	1-0
Penalties/Yards	4/20	13/88
Quarterback Sacks—Yards	0-0	2-12
Time Possession	30:22	29:38

INDIVIDUAL STATISTICS

Rushing—Colorado: Marquez 10-80, Hatcher 12-36, Brown 8-26, Weatherspoon 8-26, S.Smith 11-13, McCarty 4-9. Washington: Chandler 7-72, Weathersby 11-56, Covington 9-33, Toy 8-22, Hill 1-11, Fenney 6-11, Jenkins 1-2.

Passing—Colorado: Hatcher 8-1-0, 13; Helton 1-1-0, 31; Alexander 1-0-0, 0. Washington: Chandler 26-15-1, 141.

Receiving—Colorado: Embree 1-31, Ferrando 1-13. Washington: Hill 4-48, R.Jones 3-39, Weathersby 3-21, Covington 2-14, Fenney 2-minus 2, Toy 1-21.

Punting—Colorado: Helton 5-39.0 (54 long). Washington: Cleland 6-40.0 (50 long).

Punt Returns—Colorado: Collins 3-29, Pickens 1-3. Washington: Miles 2-8.

Kickoff Returns—Colorado: Alexander 1-33. Washington: Trimble 3-77, Toy 1-16.

Interceptions—Colorado: Remington 1-8. Washington: none.

Tackle Leaders—Colorado: Rogers 9,4—13; Rappold 8,2—10; DeLuzio 8,2—10; Remington 5,5—10; Wilcots 5,2—7; Bennett 5,0—5. Washington: Rill 10,7—17; Hadley 8,2—10; Fuimaono 9,0—9; Kelly 7,1—8; Milus 3,2—5.

1986 BLUEBONNET BOWL

Dec. 31, 1986 at Houston, Texas

Baylor 21
Colorado 9

Baylor turned two Colorado turnovers into touchdowns and then thwarted two Buff scoring threats in the fourth quarter as the Bears defeated CU, 21-9, before 40,470 in attendance at Rice Stadium in the 28th Bluebonnet Bowl.

It was CU's fourth appearance in the Houston-based game, with its last two games here played indoors in the Astrodome (1971 and 1975). As in 1967, this one was played outdoors on natural grass.

Baylor drew first blood with 3:34 left in the first quarter on a one-yard plunge by Derrick McAdoo on a fourth-and-goal play. Colorado countered two drives later with a 36-yard field goal by Dave DeLine to slice the lead to 7-3 early in the second stanza. But the Buffs turned the ball over on their own eight and it took Baylor three plays to score to extend the lead to 14-3, which stood at intermission. Cody Carlson hooked up with Darnell Chase on a 2-yard pass play for the score.

CU turned the ball over on its second play from scrimmage in the second half and McAdoo scored again from a yard out to put Baylor up 21-3. The Buffs finally put six on the board late in the quarter on a 31-yard touchdown run by Mark Hatcher, but CU couldn't convert the two and score remained 21-9 in favor of the Bears.

The Buffs twice had the ball deep in Baylor territory in the fourth quarter, but the Bear defense held, as CU couldn't convert either time on fourth down. In a game dominated by defense, Baylor outgained Colorado 279-194. Each team had 12 first downs, and the Buff defense held the Bears to over 200 yards under its per-game average for the season.

The running game, CU's bread-and-butter the last two seasons, was held in check by a ferocious Bear defense. Baylor had 14 tackles for loss in holding Colorado to just 83 rushing yards on 47 attempts. CU's running defense wasn't too shabby either, as Baylor netted just 114 yards on 43 tries.

Colorado	**0**	**3**	**6**	**0**	**—**	**9**
Baylor	**7**	**7**	**7**	**0**	**—**	**21**

Baylor—McAdoo 1 run (Syler kick)	0- 7	3:34	1Q
CU—DeLine 36 FG	3- 7	13:09	2Q
Baylor—Chase 2 pass from Carlson (Syler kick)	3-14	4:57	2Q
Baylor—McAdoo 1 run (Syler kick)	3-21	12:56	3Q
CU—Hatcher 31 run (run failed)	9-21	2:38	3Q

Attendance: 40,470
Time: 3:01
Weather: 56 degrees, partly cloudy skies, 5-10 mph winds (N)

TEAM STATISTICS	COLORADO	BAYLOR
First Downs	12	12
Third Down Efficiency	4-14	6-19
Fourth Down Efficiency	0-2	2-2
Rushes—Net Yards	47-83	43-114
Passing Yards	111	165
Passes (Att-Comp-Int)	14-7-1	28-14-2
Total Offense	194	279
Return Yards	15	3
Punts: No-Average	5-37.6	7-31.1
Fumbles: No-Lost	7-3	2-0
Penalties/Yards	4/25	7/58
Quarterback Sacks—Yards	2-14	6-38
Time Possession	28:51	31:09

INDIVIDUAL STATISTICS

Rushing—Colorado: Kissick 9-37, Oliver 11-36, Hatcher 10-14, Campbell 1-11, Marquez 7-8, Jones 1-4, Walters 8-minus 27. Baylor: McAdoo 8-36, Murray 11-35, Carlson 6-15, Perry 8-15, Rutledge 3-6, Lovell 4-3, Chase 1-2, Conner 1-2, Walls 1-0.

Passing—Colorado: Walters 8-5-1, 71; Hatcher 5-2-0, 40; Embree 1-0-0. Baylor: Carlson 22-11-2, 136; Lovell 6-3-0, 29.

Receiving—Colorado: Embree 3-57, Oliver 1-19, Carl 1-13, Ferrando 1-12, Marquez 1-10. Baylor: Clark 3-58, Chase 2-23, Murray 2-18, Fornes 2-16, Davis 1-17, Simpson 1-12, Huckabay 1-11.

Punting—Colorado: Helton 5-37.6 (47 long). Baylor: Mueller 5-36.8 (46 long), Rutter 1-34.0, Team 1-0.0.

Punt Returns—Colorado: Beck 1-12. Baylor: Everett 1-3.

Kickoff Returns—Colorado: Pontiflet 2-47, James 1-13, Nelson 1-3. Baylor: McAdoo 3-64.

Interceptions—Colorado: Schubeck 1-3, Tate 1-0. Baylor: Crockett 1-0.

Tackle Leaders—Colorado: Remington 6,5—11; Wilcots 5,6—11; Koch 7,2—9; Nairn 2,5—7; Rogers 4,2—6; DeLuzio 3,3—6; Pruitt 3,3—6; Schubeck 3,3—6. Baylor: Berry 8,4—12; Hall 5,2—7; J.Francis 3,1—4; Green 3,1—4; Grant 2,2—4; Watters 2,2—4.

1988 FREEDOM BOWL

Dec. 29, 1988 at Anaheim, Calif.

Brigham Young 20
Colorado 17

Brigham Young's only lead of the game came when it counted the most, as Jason Chaffetz' 35-yard field goal with 2:33 remaining in the fourth quarter rallied the Cougars to a 20-17 win over Colorado in the fifth annual Freedom Bowl.

The Buffs turned a BYU turnover into seven points just two-and-one-half minutes into the game, as Eric Bieniemy scored from one yard out to cap a six-play, 49-yard drive. Pat Blottiaux's PAT kick put CU up 7-0, but the Cougars tied the score some seven minutes later on a 19-yard touchdown pass from Sean Covey to Mike Salido.

Bieniemy's second touchdown of the game, also from a yard out, enabled CU to forge ahead 14-7 with 1:04 left in the half, with the margin standing at halftime.

The Buffs couldn't convert on several scoring opportunities in the second half, and twice penetrated the BYU 20 and came away with just three points. In the meantime, Ty Detmer's 14-yard scoring strike to Chuck Cutler knotted the score at 14 with 4:46 left in the third quarter. Blottiaux made good on a 19-yard field goal early in the fourth to give CU its last lead (17-14), but Chaffetz countered with a 31-yarder before nailing the game winner in the final minutes.

Colorado outgained the Cougars, 337-320, on the evening, but its on mistakes and penalties (nine, the most in CU bowl history), added up to the fifth straight bowl loss by the Buffaloes. Detmer, a sophomore and future Heisman Trophy winner (1990), came off the bench to complete 11 of 17 passes for 129 yards and a touchdown.

Bieniemy rushed for 144 yards and two scores on 33 carries, the second highest rushing performance to date in CU bowl history, and he also led the team in receiving yards in the game with 30. Alfred Williams posted three sacks for 25 yards in losses for the Buffs on defense.

Colorado	**7**	**7**	**0**	**3**	**—**	**17**
Brigham Young	**7**	**0**	**7**	**6**	**—**	**20**

CU—Bieniemy 1 run (Blottiaux kick)	7- 0	12:30	1Q
BYU—Salido 19 pass from Covey (Chaffetz kick)	7- 7	5:38	1Q
CU—Bieniemy 1 run (Blottiaux kick)	14- 7	1:04	2Q
BYU—Cutler 14 pass from Detmer (Chaffetz kick)	14-14	4:46	3Q
CU—Blottiaux 19 FG	17-14	11:19	4Q
BYU—Chaffetz 31 FG	17-17	4:11	4Q
BYU—Chaffetz 35 FG	17-20	2:33	4Q

Attendance: 35,941
Time: 3:06
Weather: 47 degrees, clear skies, 3 mph winds (S)

TEAM STATISTICS	COLORADO	BYU
First Downs	20	23
Third Down Efficiency	7-17	6-14
Fourth Down Efficiency	2-4	0-0
Rushes—Net Yards	60-273	42-152
Passing Yards	64	168
Passes (Att-Comp-Int)	16-5-2	28-15-1
Total Offense	337	320
Return Yards	2	-2
Punts: No-Average	2-39.0	4-33.5
Fumbles: No-Lost	1-0	3-1
Penalties/Yards	9/81	4/33
Quarterback Sacks—Yards	4-31	1-7
Time Possession	29:45	30:15

INDIVIDUAL STATISTICS

Rushing—Colorado: Bieniemy 33-144, Aunese 14-49, Kissick 4-45, Hemingway 3-25, Hagan 6-10. BYU: Bellini 8-78, Salido 9-62, F. Whittingham 16-46, Detmer 4-minus 10, Covey 5-minus 24.

Passing—Colorado: Aunese 13-4-1, 46; Campbell 1-1-0, 18; Bieniemy 1-0-0, 0; Hagan 1-0-1, 0. BYU: Detmer 17-11-0, 129; Covey 10-4-1, 39.

Receiving—Colorado: Bieniemy 2-30, Kissick 2-23, Nelson 1-11. BYU: Bellini 4-41, Handley 3-42, Cutler 2-28, Salido 2-19, Frandsen 1-29, McBeth 1-5, Doman 1-2, F.Whittingham 1-2.

Punting—Colorado: English 2-39.0 (43 long). BYU: Thompson 4-33.5 (40 long).

Punt Returns—Colorado: Collins 1-2. BYU: none.

Kickoff Returns—Colorado: Nelson 4-80, Pritchard 1-22. BYU: Crutchfield 3-47, Corley 1-0.

Interceptions—Colorado: McCloughan 1-0. BYU: Mitchell 1-0, Peterson 1-minus 2.

Tackle Leaders—Colorado: Jones 8,1—9; James 7,2—9; McCloughan 8,0—8; DeLuzio 5,0—5; Young 3,2—5; Williams 4,0—4. BYU: B.Davis 10,2—12; Long 8,1—9; Robinson 7,0—7; Neal 6,1—7; Peterson 5,2—7.

1990 ORANGE BOWL

Jan. 1, 1990 at Miami, Fla.

Notre Dame 21
Colorado 6

Fullback Anthony Johnson's second touchdown run of the game late in the fourth quarter put an end to Colorado's undefeated season and national championship hopes as Notre Dame defeated the Buffaloes, 21-6, before a record 81,191 in the 56th annual Orange Bowl Classic.

Colorado came into the game with an 11-0 record and its first-ever No. 1 national ranking. The Buffs appeared headed to the national championship in the first half, as CU dominated the line of scrimmage in gaining 186 yards, but couldn't convert on three golden scoring opportunities. Instead of leading 17-0 or 21-0 at halftime, the Buffs found themselves in a scoreless deadlock and that thanks to Gary Howe's block of a Notre Dame field goal attempt at the intermission gun.

The Irish took control of the game in the third quarter, using a two-yard scoring run by Johnson and a 35-yard touchdown run on a reverse by Raghib Ismail to take a 14-0 lead midway through the period. Colorado sliced the lead to 14-6 on a spectacular 39-yard run by Darian Hagan to close the quarter, but the PAT kick sailed wide by Ken Culbertson, leaving the Buffs eight points back.

The CU defense held Notre Dame on its next possession, and then the Buffs drove to the Irish 44 where its own stalled. With 10:27 remaining, there was still plenty of time remaining for the Buffs. But Johnson's second touchdown, a seven-yard effort, culminated a mammoth 17-play, 82-yard drive that ate up almost nine minutes on the clock. The Buffs got the ball back with 1:32 left in the game, and after Mike Pritchard returned the Irish kickoff 28 yards to the CU 41, could not get anything going prior to time running out and Hagan was intercepted on the game's final play.

The win enabled Notre Dame to end the year with a 12-1 record and a No. 2 ranking, while CU ended up No. 4 in the polls, as the 11-1 Buffs were inexplicably jumped by a 10-2 Florida State that finished No. 3. Miami, Fla., was selected the national champion.

Colorado	**0**	**0**	**6**	**0**	**—**	**6**
Notre Dame	**0**	**0**	**14**	**7**	**—**	**21**

Notre Dame—A.Johnson 2 run (Hentrich kick)	0- 7	11:48	3Q
Notre Dame—Ismail 35 run (Hentrich kick)	0-14	7:19	3Q
CU—Hagan 39 run (kick failed)	6-14	0:01	3Q
Notre Dame—A.Johnson 7 run (Hentrich kick)	6-21	1:32	4Q

Attendance: 81,191
Time: 3:09
Weather: 70 degrees, cloudy skies, 20-25 mph winds (N)

TEAM STATISTICS	COLORADO	NOTRE DAME
First Downs	16	18
Third Down Efficiency	5-13	7-12
Fourth Down Efficiency	1-3	0-0
Rushes—Net Yards	46-217	52-279
Passing Yards	65	99
Passes (Att-Comp-Int)	13-4-2	9-5-0
Total Offense	282	378
Return Yards	36	0
Punts: No-Average	3-39.3	5-40.1
Fumbles: No-Lost	1-1	0-0
Penalties/Yards	1/5	3/35
Quarterback Sacks—Yards	1-6	1-5
Time Possession	27:17	32:43

INDIVIDUAL STATISTICS

Rushing—Colorado: Hagan 19-106, Bieniemy 11-66, Flannigan 12-45, Kissick 2-6, Campbell 2-minus 6. Notre Dame: Ismail 16-108, A.Johnson 15-89, Rice 14-50, Culver 5-29, Watters 2-3.

Passing—Colorado: Hagan 13-4-2, 65. Notre Dame: Rice 9-5-0, 99.

Receiving—Colorado: Kissick 2-33, Perak 1-16, Pritchard 1-16. Notre Dame: Eilers 2-47, Smith 1-27, A.Johnson 1-13, Brown 1-12.

Punting—Colorado: Rouen 3-39.3 (58 long). Notre Dame: Hentrich 5-40.1 (49 long).

Punt Returns—Colorado: Campbell 3-36. Notre Dame: none.

Kickoff Returns—Colorado: Pritchard 2-43, Kissick 1-0. Notre Dame: Ismail 1-17, Simien 1-7.

Interceptions—Colorado: none. Notre Dame: Bolcar 1-0, Terrell 1-0.

Tackle Leaders—Colorado: Jones 7,3—10; Williams 8,1—9; Walker 5,3—8; Howe 6,1—7; Young 6,1—7; James 4,3—7; Brown 6,0—6; Gibbs 5,1—6. Notre Dame: Kowalkowski 7,4—11; Terrell 7,2—9; Ridgley 4,5—9; Bolcar 6,1—7; Francisco 5,2—7.

1991 ORANGE BOWL

Jan. 1, 1991 at Miami, Fla.

Colorado 10
Notre Dame 9

In an Orange Bowl where there was no shortage of heroes for Colorado, the No. 1 Buffaloes toppled No. 5 Notre Dame, 10-9, enabling the school to claim its first-ever national championship in football. CU overcame two key injuries in rallying in the second half for the victory.

After a scoreless first quarter, the Buffaloes drew first blood on a 22-yard field goal by Jim Harper three minutes into the second quarter. Notre Dame came right back, marching 62 yards in nine plays, with Ricky Watters scoring from two yards out. The score remained at 6-3, however, as CU's Ronnie Bradford charged through the line and blocked Craig Hentrich's extra point try. Just prior to halftime, CU lost the services of quarterback Darian Hagan (knee injury) and outside linebacker Kanavis McGhee (shoulder). Both missed the remainder of the game.

Hentrich booted a 24-yard field goal early in the second half to extend the Irish lead to 9-3. Charles S. Johnson took over at quarterback for the Buffs, with Notre Dame stopping CU cold on its first possession of the second half. On the first play of the next Notre Dame drive, Chad Brown forced Watters to fumble, with Paul Rose, subbing for McGhee, making the recovery.

Johnson, his feet now wet, coolly directed the Buffaloes to the go-ahead touchdown. Eric Bieniemy's one-yard touchdown run and Jim Harper's extra point kick late in the third quarter rallied CU into the lead. The Buffalo defense then held Notre Dame in check, as the Irish held on to the ball for only less than four minutes the rest of the game, mustering only 35 yards of total offense after CU went on top.

Colorado's road to the national championship wasn't without a couple of late scares. Notre Dame's Raghib Ismail broke loose on a punt return with less than a minute remaining, appearing to run 91 yards for a score, but CU's Tim James was clipped on the play, nullifying the gain. And with 13 seconds left in the game, the Irish still had a chance, especially with Hentrich's leg. On its own 38, a completion in the 20-25 yard range would have set up a winning field goal attempt, but Deon Figures intercepted the Rick Mirer pass at the Buff 36 and ran out the clock with a 27-yard return.

Bieniemy rushed for a game-high 86 yards on 28 carries, with Johnson earning the MVP honor, completing five of six passes for 80 yards. Defensively, the Buffs limited the "Golden Domers" to just 264 yards, and Greg Thomas picked off a pair of Mirer passes in Colorado territory. The win, which gave CU an 11-1-1 record for the season, also snapped a seven-game CU bowl-losing streak. Notre Dame finished the year with a 9-3 mark, and finished No. 6 in the nation.

Colorado	**0**	**3**	**7**	**0**	**—**	**10**
Notre Dame	**0**	**6**	**3**	**0**	**—**	**9**

CU—Harper 22 FG	3- 0	12:04	2Q
Notre Dame—Watters 2 run (kick blocked)	3- 6	7:32	2Q
Notre Dame—Hentrich 24 FG	3- 9	10:10	3Q
CU—Bieniemy 1 run (Harper kick)	10- 9	4:26	3Q

Attendance: 77,062
Time: 3:26
Weather: 76 degrees, fair skies, 9 mph winds (E)

TEAM STATISTICS	COLORADO	NOTRE DAME
First Downs	19	18
Third Down Efficiency	6-16	5-12
Fourth Down Efficiency	0-1	1-1
Rushes—Net Yards	54-186	35-123
Passing Yards	109	141
Passes (Att-Comp-Int)	19-9-0	31-13-3
Total Offense	295	264
Return Yards	50	68
Punts: No-Average	7-40.4	3-51.0
Fumbles: No-Lost	2-1	2-2
Penalties/Yards	6/50	3/45
Quarterback Sacks—Yards	2-13	3-27
Time Possession	35:36	24:24

INDIVIDUAL STATISTICS

Rushing—Colorado: Bieniemy 26-86, Hemingway 14-76, Hagan 7-36, Pritchard 2-24, Rouen, 1-minus 11, C.S. Johnson 4-minus 25. Notre Dame: Brooks 9-46, Watters 9-44, Bettis 3-27, Culver 5-9, Ismail 3-minus 1, Mirer 6-minus 2.

Passing—Colorado: Hagan 12-4-0, 29; C.S. Johnson 6-5-0, 80; Bieniemy 1-0-0, 0. Notre Dame: Mirer 31-13-3, 141.

Receiving—Colorado: Pritchard 3-45, S.Brown 2-23, Hemingway 2-13, Bieniemy 1-19, Boman 1-9. Notre Dame: Ismail 6-57, D.Brown 4-56, Jarrell 1-11, I.Smith 1-9, Davis 1-8.

Punting—Colorado: Rouen 7-40.4 (59 long). Notre Dame: Hentrich 2-60.5 (77 long), Sexson 1-32.0.

Punt Returns—Colorado: none. Notre Dame: Ismail 4-68.

Kickoff Returns—Colorado: McCloughan 2-46, C.E.Johnson 1-3. Notre Dame: Ismail 2-30, Culver 1-23.

Interceptions—Colorado: Thomas 2-23, Figures 1-27. Notre Dame: none.

Tackle Leaders—Colorado: Biekert 8,3—11; Brown 8,2—10; Williams 4,4—8; Thomas 5,2—7; Figures 6,0—6; Howe 5,0—5. Notre Dame: Clark 8,3—11; Zorich 8,2—10; Stonebreaker 6,3—9; R.Smith 6,3—9; Dubose 4,3—7; Dahl 5,1—6.

1991 BLOCKBUSTER BOWL

Dec. 28, 1991 at Miami, Fla.

Alabama 30
Colorado 25

Jay Barker threw three touchdown passes and David Palmer scored twice to lead No. 8 and SEC runner-up Alabama to a 30-25 victory over No. 15 and co-Big Eight champion Colorado in the second annual Blockbuster Bowl.

Palmer scored the game's first points on a 52-yard punt return six minutes into the first quarter. The Buffaloes tied the score at 7-7 late in the quarter on a one-yard run by Scott Phillips, which was set up a Ron Woolfork blocked punt. Ted Johnson tackled Martin Houston in the endzone for a safety early in the second quarter, and then the teams traded field goals to enable CU to take a 12-10 lead at halftime.

Barker hooked up with Siran Stacy for a 13-yard touchdown play in the third quarter, only to see the Buffs come back 18 seconds later on a 62-yard scoring strike from Darian Hagan to Michael Westbrook. Barker added a 12-yard touchdown pass to Kevin Lee later in the quarter to give the Crimson Tide a 23-19 lead after three quarters. Barker and Palmer connected on a five-yard TD pass with 8:10 left in the game to put Alabama ahead 30-19, but the Buffs cut the lead to five on a 13-yard pass from Hagan to Charles Johnson with 3:30 left.

Colorado got the ball back with 1:49 left and drove to the 'Bama 33-yard line before being stopped on a fourth-and-one play with 40 seconds left. Alabama outgained CU, 307-199, running more plays (81-60) and holding on to the ball for 38:10. The game marked the debut of CU's new one-back, pass-oriented offense, which had some success. The change took place in CU's bowl practices and was surprise for the game, but at times it appeared that Alabama had found out somehow in advance because of the Crimson Tide's uncanny success on defense.

Alabama finished the season with an 11-1 mark, along with a final No. 5 ranking, while Colorado followed its first national championship season in 1990 with an 8-3-1 record and a No. 20 final ranking.

Colorado	**7**	**5**	**7**	**6**	**—**	**25**
Alabama	**7**	**3**	**13**	**7**	**—**	**30**

Alabama—Palmer 52 punt return (Wethington kick)	0- 7	8:49	1Q
CU—Phillips 1 run (Harper kick)	7- 7	1:34	1Q
CU—Safety, T.Johnson tackled Houston in end zone	9- 7	13:15	2Q
Alabama—Wethington 25 FG	9-10	2:00	2Q
CU—Harper 33 FG	12-10	0:00	2Q
Alabama—Stacy 13 pass from Barker (pass failed)	12-16	10:54	3Q
CU—Westbrook 62 pass from Hagan (Harper kick)	19-16	10:36	3Q
Alabama—Lee 12 pass from Barker (Wethington kick)	19-23	6:55	3Q
Alabama—Palmer 5 pass from Barker (Wethington kick)	19-30	8:10	4Q
CU—C.Johnson 13 pass from Hagan (pass failed)	25-30	3:30	4Q

Attendance: 52,644
Time: 3:45
Weather: 66 degrees, cloudy skies, light rainfall at times, 5 mph winds (W)

TEAM STATISTICS	COLORADO	ALABAMA
First Downs	8	19
Third Down Efficiency	1-16	5-15
Fourth Down Efficiency	0-1	1-1
Rushes—Net Yards	30-(-11)	64-153
Passing Yards	210	154
Passes (Att-Comp-Int)	30-11-1	17-12-1
Total Offense	199	307
Return Yards	50	68
Punts: No-Average	12-41.0	7-39.8
Fumbles: No-Lost	2-0	4-1
Penalties/Yards	6/60	6/33
Quarterback Sacks—Yards	6-49	7-33
Time Possession	21:50	38:10

INDIVIDUAL STATISTICS

Rushing—Colorado: Hagan 14-12, Warren 6-7, Phillips 3-5, Hill 4-4, Brooks 2-minus 6, R.Smith 1-minus 33. Alabama: Stacy 26-111, Turner 9-43, Lassic 9-31, Palmer 6-21, Lynch 1-2, Houston 2-1, Anderson 1-minus 6, Lee 1-minus 13, Barker 9-minus 37.

Passing—Colorado: Hagan 30-11-1, 210. Alabama: Barker 16-12-1, 154; Stacy 1-0-0, 0.

Receiving—Colorado: Westbrook 3-87, C.Johnson 2-38, Henry 2-22, S.Brown 2-19, Hill 1-29, R.Smith 1-15. Alabama: Stacy 4-59, Lee 2-39, Palmer 2-14, Bussey 1-23, C.Brown 1-8, Houston 1-7, Harris 1-4.

Punting—Colorado: Berger 12-41.0 (59 long). Alabama: Williamson 7-39.8 (51 long), Team 1-0.0.

Punt Returns—Colorado: Woolfork 1-17, R.Smith 2-13, Hagan 1-0. Alabama: Palmer 6-74.

Kickoff Returns—Colorado: C.Johnson 3-71, Westbrook 1-22, Hudson 1-17, Embree 1-3. Alabama: Palmer 2-37, Lassic 1-20.

Interceptions—Colorado: Bradford 1-17. Alabama: McMillian 1-49.

Tackle Leaders—Colorado: C.Brown 14,3—17; Thomas 8,2—10; Renfro 6,4—10; Biekert 7,2—9; T.Johnson 7,2—9; Woolfork 6,2—8. Alabama: Hall 5,0—5; London 4,1—5; Sullins 4,0—4; Teague 3,1—4.

1993 FIESTA BOWL

Jan. 1, 1993 at Tempe, Ariz.

Syracuse 26
Colorado 22

Kirby Dar Dar's 100-yard kickoff return at the end of the third quarter proved to be the winning points as the No. 6 Syracuse Orangemen defeated the No. 10 Colorado Buffaloes, 26-22, in the 22nd annual Fiesta Bowl.

A defensive battle in the first half saw Colorado go into intermission with a 7-6 lead, as the teams combined for just 226 total yards. A pair of John Biskup field goals saw the Orangemen take a 6-0 lead, but with 10 seconds left in the half, Kordell Stewart threw a 7-yard touchdown pass to Sean Embree on fourth down, with Mitch Berger's PAT kick giving CU the slim one-point lead at the half.

The third quarter proved to be both pivotal and wild, with 29 points scored in just over a six-minute span. David Walker's13-yard run with 6:22 left in the quarter put Syracuse back on top, 12-7, with a two-point conversion pass falling incomplete.

Berger nailed a 38-yard field goal on CU's next possession to cut the lead to 12-10, but the `Cuse went back up 19-10 on a spectacular 28-yard run by quarterback Marvin Graves. Stewart led the Buffs on an 82-yard drive in just over a minute, completing the march with a 16-yard TD pass to Charles Johnson, but Berger missed the point after on the slick Arizona State Stadium surface and the score stood at 19-16. The stadium floor had problems due to too many games being played on it, between the home school, ASU, the NFL Phoenix Cardinals and high school playoffs.

Dar Dar performed his heroics on the next kickoff, rambling 100 yards as time expired in the quarter. Lamont Warren scored the day's final points on a six-yard run late in the game, with Berger again missing the PAT try. The Buffs got the ball back in the final minute, but could not muster a scoring drive.

The Buffaloes outgained the Orangemen, 370-265, including a 217-64 edge in the passing game. Syracuse neutralized the CU offensive attack by netting 178 yards on kickoff returns.

Colorado	**0**	**7**	**9**	**6**	**—**	**22**
Syracuse	**3**	**3**	**20**	**0**	**—**	**26**

Syracuse—Biskup 46 FG	0- 3	6:12	1Q
Syracuse—Biskup 34 FG	0- 6	5:56	2Q
CU—Embree 7 pass from Stewart (Berger kick)	7- 6	0:10	2Q
Syracuse—Walker 13 run (pass failed)	7-12	6:22	3Q
CU—Berger 38 FG	10-12	3:10	3Q
Syracuse—Graves 28 run (Biskup kick)	10-19	1:33	3Q
CU—C.Johnson 16 pass from Stewart (kick failed)	16-19	0:14	3Q
Syracuse—Dar Dar 100 kickoff return (Biskup kick)	16-26	0:00	3Q
CU—Warren 6 run (kick failed)	22-26	4:28	4Q

Attendance: 70,224
Time: 3:32
Weather: 70 degrees, clear skies, 6 mph winds (E)

TEAM STATISTICS	COLORADO	SYRACUSE
First Downs	19	15
Third Down Efficiency	10-20	4-12
Fourth Down Efficiency	2-3	1-1
Rushes—Net Yards	31-153	44-201
Passing Yards	217	64
Passes (Att-Comp-Int)	43-17-3	12-5-1
Total Offense	370	265
Return Yards	79	21
Punts: No-Average	3-48.3	5-45.0
Fumbles: No-Lost	0-0	0-0
Penalties/Yards	8/37	5/30
Quarterback Sacks—Yards	4-39	3-21
Time Possession	29:23	30:37

INDIVIDUAL STATISTICS

Rushing—Colorado: Hill 11-109, Stewart 8-29, Warren 11-25, C.Johnson 1-minus 10. Syracuse: Walker 16-80, Richardson 7-63, Graves 13-26, Hill 1-13, Wooten 4-9, Robinson 1-8, Lee 1-1, Picucci 1-1.

Passing—Colorado: Stewart 41-17-3, 217; Hill 1-0-0, 0; Warren 1-0-0, 0. Syracuse: Graves 12-5-1, 64.

Receiving—Colorado: Westbrook 6-83, C.Johnson 3-46, Fauria 3-29, Embree 2-17, Warren 1-24, Carruth 1-14, Hill 1-4. Syracuse: Lee 1-38, Ferrell 1-12, Ismail 1-6, Gedney 1-4, Johnson 1-4.

Punting—Colorado: Berger 3-48.3 (62 long). Syracuse: O'Neill 5-45.0 (55 long).

Punt Returns—Colorado: Figures 4-38. Syracuse: Hill 3-13.

Kickoff Returns—Colorado: Cunningham 1-18. Syracuse: Dar Dar 1-100, Ismail 2-69, Picucci 1-9.

Interceptions—Colorado: Davis 1-41. Syracuse: Grosvenor 1-8, Jones 1-0, Joseph 1-0.

Tackle Leaders—Colorado: Biekert 8,7—15; C.Brown 6,6—12; Dyet 2,4—6; Davis 3,2—5; Hicks 2,3—5; Figures 3,1—4. Syracuse: Young 5,7—12; Conley 2,6—8; Mitchell 3,5—8; Joseph 3,3—6; Bevill 3,1—4.

1993 ALOHA BOWL

Dec. 25, 1993 at Honolulu, Hawai'i

Colorado 41
Fresno State 30

Rashaan Salaam rushed for 135 yards and three touchdowns to lead the No. 17 Colorado Buffaloes to a convincing 41-30 victory over the No. 24 Fresno State Bulldogs in the 12th annual Aloha Bowl.

The Buffs zoomed to a 17-0 lead, scoring on their first three possessions of the game. Salaam and James Hill scored on short touchdown runs, sandwiched around a Mitch Berger field goal, as CU went up 17-0 with 9:18 left in the half. After trading field goals, Fresno State pulled as close as it would get at intermission on a fluke play. Berger's squib kickoff was first fumbled by the Bulldogs' Jamie Christian, then recovered by Malcolm Seabron and returned 68 yards for a touchdown. The play pulled FSU to within 20-10 at halftime.

Salaam sprinted into the endzone from 40 yards out early in the second half, putting the daylight back into the CU lead (27-10). Fresno never got closer than 10 the remainder of the game, as Colorado was seemingly always in control, but could never put the game fully out of reach, either. CU ran the ball at will, averaging 6.4 yards per rushing attempt, minus two quarterback sacks. Lamont Warren had 68 yards on just 10 carries, and quarterback Kordell Stewart 50 on only eight tries.

The Buffs held Fresno State to just three rushing yards on the day, but the Bulldogs did put an all-time best of 523 passing yards on the board against CU (though 333 came after CU took the 27-10 lead). Salaam was named Colorado's Most Valuable Player for the game, while Chris Hudson was the game's MVP on defense. Hudson had seven tackles, two forced fumbles, two recoveries, a quarterback sack and a pass deflection.

CU, the Big Eight runner-up, climbed to 8-3-1 with the win, while Fresno State, co-champions on the Western Athletic Conference, finished 8-4.

Colorado	**10**	**10**	**14**	**7**	**—**	**41**
Fresno State	**0**	**10**	**14**	**6**	**—**	**30**

CU—Salaam 2 run (Berger kick)	7- 0	9:04	1Q
CU—Berger 44 FG	10- 0	1:48	1Q
CU—Hill 7 run (Berger kick)	17- 0	9:18	2Q
Fresno State—Mahoney 27 FG	17- 3	3:44	2Q
CU—Berger 49 FG	20- 3	0:01	2Q
Fresno State—Seabron 68 fumble return (Mahoney kick)	20-10	0:00	2Q
CU—Salaam 40 run (Berger kick)	27-10	11:20	3Q
Fresno State—Daigle 1 run (kick blocked)	27-16	8:03	3Q
CU—Leomiti 28 fumble return (Berger kick)	34-16	4:16	3Q
Fresno State—Winans 8 pass from Dilfer (Daigle pass from Dilfer)	34-24	0:22	3Q
CU—Salaam 4 run (Berger kick)	41-24	13:33	4Q
Fresno State—Winans 11 pass from Dilfer (pass failed)	41-30	1:22	4Q

Attendance: 44,009
Time: 3:43
Weather: 76 degrees, mostly sunny, 6 mph winds (SE)

TEAM STATISTICS	COLORADO	FRESNO ST.
First Downs	19	34
Third Down Efficiency	6-14	7-14
Fourth Down Efficiency	0-1	1-1
Rushes—Net Yards	46-271	25-3
Passing Yards	124	523
Passes (Att-Comp-Int)	15-8-0	63-37-1
Total Offense	395	526
Return Yards	28	3
Punts: No-Average	4-43.3	3-31.3
Fumbles: No-Lost	1-1	5-4
Penalties/Yards	7/84	9/88
Quarterback Sacks—Yards	3-25	2-14
Time Possession	28:51	31:09

INDIVIDUAL STATISTICS

Rushing—Colorado: Salaam 23-135, Warren 10-68, Stewart 8-50, Hill 4-13, Joseph 1-5. Fresno State: Rivers 14-37, Daigle 5-14, Christian 1-6, Dunn 1-minus 5, Dilfer 4-minus 49.

Passing—Colorado: Stewart 15-8-0, 124. Fresno State: Dilfer 63-37-1, 523.

Receiving—Colorado: Fauria 3-27, C.Johnson 3-27, Westbrook 1-43, Cunningham 1-27. Fresno State: Dunn 9-149, C.Jones 6-84, Harris 5-87, Daigle 5-69, Rivers 5-58, Winans 3-33, Seabron 2-29, Christian 2-14.

Punting—Colorado: Berger 4-43.3 (49 long). Fresno State: Mahoney 3-31.3 (39 long).

Punt Returns—Colorado: C.Johnson 1-0. Fresno State: C.Jones 1-3.

Kickoff Returns—Colorado: Kidd 2-51, Team 1-minus 2. Fresno State: Christian 2-29, Dunn 1-18, Seabron 0-68 (fumble advance).

Interceptions—Colorado: Murphy 1-28. Fresno State: Kingrea 1-44.

Tackle Leaders—Colorado: T.Johnson 10,1—11; Hudson 7,0—7; Henriques 4,1—5; Russell 4,0—4; Leomiti 3,0—3; Simmons 3,0—3; Wilkins 3,0—3; Rogers 3,0—3. Fresno State: Smith 9,1—10; Thomas 4,5—9; Papazian 7,2—9; Bell 5,2—7.

1995 FIESTA BOWL

Jan. 2, 1995 at Tempe, Ariz.

Colorado 41
Notre Dame 24

Kordell Stewart amassed 348 yards of total offense and he received plenty of help on both offense and defense as the Colorado Buffaloes easily defeated Notre Dame, 41-24, in the 24th annual Fiesta Bowl.

The game was Bill McCartney's "swan song" as CU head coach, with the win giving him a final record over 13 seasons of 93-55-5, the winningest in Colorado history.

Stewart, named the game's most valuable player, had 268 total yards in the first half alone, when the Buffs built a commanding 31-3 lead with 1:05 remaining. For the game, he rushed seven times for 143 yards and a touchdown and completed 11 of 20 passes for 205 yards and another score.

Heisman Trophy winner Rashaan Salaam rushed for 83 yards and three touchdowns, including back-to-back scores in the final five minutes of the first half that helped break the game open.

On defense, the Buffs switched from the 3-4 to the 4-3 for the game, and the result yielded relentless pressure on Irish freshman quarterback Ron Powlus. CU had seven sacks, including three by the defensive MVP in the game, Shannon Clavelle, along with 12 pressures. Butkus Award runner-up Ted Johnson led all players with 20 tackles, with two for losses and an interception.

The Buffs scored on five of their first six possessions, with Stewart the key fixture on each. He had a 29-yard run on CU's first touchdown drive, a 35-yard dash on the second, a 16-yard run and 46-yard pass to James Kidd on the third, and a 12-yard run to the 1-yard line on the fourth. And after Notre Dame had closed to within 31-17 late in the third quarter, Stewart sprinted 41 yards to set up a field goal, and threw a 37-yard pass to Kidd en route to CU's final score.

The Buffs amassed 472 yards on offense in just 23:43 of possession time, playing nearly the perfect game. CU did not commit a turnover and averaged just under eight yards per play in finishing the season with an 11-1 record and No. 3 national ranking. Notre Dame, unranked coming into the game, ended the year at 6-6.

Following the game, Salaam announced that he would forego his senior year and declared himself eligible for the NFL draft. McCartney handed the reins of the program over to new head coach Rick Neuheisel the following morning.

Colorado	**10**	**21**	**3**	**7**	**—**	**41**
Notre Dame	**3**	**7**	**7**	**7**	**—**	**24**

CU—Voskeritchian 33 FG	3- 0	11:38	1Q
CU—Fauria 1 pass from Stewart (Voskeritchian kick)	10- 0	5:55	1Q
Notre Dame—Cengia 29 FG	10- 3	2:01	1Q
CU—Stewart 9 run (Voskeritchian kick)	17- 3	9:21	2Q
CU—Salaam 1 run (Voskeritchian kick)	24- 3	4:07	2Q
CU—Salaam 1 run (Voskeritchian kick)	31- 3	1:35	2Q
Notre Dame—Mayes 7 pass from Powlus (Cengia kick)	31-10	0:05	2Q
Notre Dame—Mayes 40 pass from Powlus (Cengia kick)	31-17	5:47	3Q
CU—Voskeritchian 48 FG	34-17	1:55	3Q
CU—Salaam 5 run (Voskeritchian kick)	41-17	9:29	4Q
Notre Dame—Wallace 7 pass from Powlus (Schroffner kick)	41-24	2:07	4Q

Attendance: 73,968
Time: 3:22
Weather: 60 degrees, clear skies, 3 mph winds (SW)

TEAM STATISTICS	COLORADO	NOTRE DAME
First Downs	18	22
Third Down Efficiency	5-11	10-19
Fourth Down Efficiency	0-0	1-3
Rushes—Net Yards	39-246	45-149
Passing Yards	226	259
Passes (Att-Comp-Int)	21-12-0	35-18-1
Total Offense	472	408
Return Yards	19	0
Punts: No-Average	4-36.0	5-33.0
Fumbles: No-Lost	0-0	2-0
Penalties/Yards	4/35	3/25
Quarterback Sacks—Yards	7-27	0-0
Time Possession	23:43	36:17

INDIVIDUAL STATISTICS

Rushing—Colorado: Stewart 7-143, Salaam 27-83, Troutman 2-20, Detmer 2-2, Henry 1-minus 2. Notre Dame: Becton 17-81, Mosley 3-21, Zellars 5-21, Powlus 15-12, Sollmann 1-9, Edwards 2-4, Farmer 2-1.

Passing—Colorado: Stewart 20-11-0, 205; Detmer 1-1-0, 21. Notre Dame: Powlus 34-18-1, 259; Stafford 1-0-0, 0.

Receiving—Colorado: Westbrook 4-70, Kidd 2-83, Savoy 2-58, Fauria 2-3, Carruth 1-6, Salaam 1-6. Notre Dame: Mayes 4-93, Becton 3-60, Mosley 3-34, Zellars 2-25, Stafford 2-22, McBride 2-21, Wallace 1-7, Farmer 1-minus 3.

Punting—Colorado: Mitchell 4-36.0 (44 long). Notre Dame: Wachtel 4-33.0 (44 long), Powlus 1-33.0..

Punt Returns—Colorado: Hudson 2-12. Notre Dame: none.

Kickoff Returns—Colorado: Troutman 2-34, Henry 1-13, Olson 1-0. Notre Dame: Sollmann 5-103, Stafford 1-29, Zellars 1-17.

Interceptions—Colorado: Johnson 1-7. Notre Dame: none.

Tackle Leaders—Colorado: Johnson 10,8—18; Russell 7,5—12; Phillips 3,6—9; Clavelle 4,4—8; Hicks 3,4—7; Leomiti 3,3—6; Jones 4,1—5; Rosga 3,2—5. Notre Dame: Gibson 1,6—7; Nau 3,4—7; Grasmanis 2,4—6; Davis 4,1—5; Wooden 4,1—5.

1996 COTTON BOWL

Jan. 1, 1996 at Dallas, Texas

Colorado 38
Oregon 6

John Hessler threw for two touchdowns and ran for another and Herchell Troutman rushed for 100 yards and a score as the No. 7 Colorado Buffaloes rallied from a sluggish start in easily defeating the No. 12 Oregon Ducks, 38-6, in the 60th annual Cotton Bowl.

The Buffs overcame two early turnovers and a long kickoff return, holding the Ducks to just two field goals. The defense clamped down all afternoon on the potent Oregon attack, especially when the Ducks worked into CU territory; Oregon had just the six points in nine penetrations across midfield.

Trailing 6-0, Hessler directed CU on a six-play, 80-yard drive in just 97 seconds, with Hessler running the ball in himself from a yard out on the first play of the second quarter. After the teams exchanged possessions, the Ducks drove to the CU 9, where a Tony Graziani pass was intercepted by freshman Marcus Washington, who then returned the ball 95 yards for the longest interception return for a touchdown in CU bowl history.

Washington's heroics enabled the Buffs to take a 13-6 lead into the lockerroom, as the weather continued to get worse. A light rainfall increased as the game went on, with winds gusting to 20 miles per hour, making the field conditions worsen.

Though the weather was more Oregon-like, it didn't appear to bother Colorado. The Buffaloes broke open the close game in the third quarter with three touchdowns, with a six-yard run by Troutman sandwiched in the middle of two Hessler touchdown passes to Matt Lepsis and Phil Savoy. Troutman ran over right tackle for a 55-yard gain, the longest run ever by a Buff in the postseason, to set up CU's first second-half score.

Troutman was named the game's most valuable player on offense, with Washington garnering the same honor on defense, making six tackles in addition to his interception return.

Colorado owned a 313-258 edge in total offense, but the day belonged to the defense, and Oregon averaged just 3.5 yards per play and was forced into five turnovers. The win enabled Rick Neuheisel's Buffs to finish 10-2 on the season and No. 4 in the nation (USA Today/ CNN poll; No. 5 in the Associated Press).

Colorado	**0**	**13**	**19**	**6**	**—**	**38**
Oregon	**6**	**0**	**0**	**0**	**—**	**6**

Oregon—Smith 25 FG	0- 3	12:53	1Q
Oregon—Smith 33 FG	0- 6	8:33	1Q
CU—Hessler 1 run (Voskeritchian kick)	7- 6	14:56	2Q
CU—Washington 95 interception return (kick failed)	13- 6	6:31	2Q
CU—Lepsis 2 pass from Hessler (Voskeritchian kick)	20- 6	13:37	3Q
CU—Troutman 6 run (kick failed)	26- 6	8:40	3Q
CU—Savoy 12 pass from Hessler (kick blocked)	32- 6	5:42	3Q
CU—Abdul-Rahmaan 5 run (kick blocked)	38- 6	1:11	4Q

Attendance: 58,214
Time: 3:50
Weather: 45 degrees, cloudy skies, light-to-heavy rain, 18 mph winds (N)

TEAM STATISTICS	COLORADO	OREGON
First Downs	16	16
Third Down Efficiency	4-15	2-15
Fourth Down Efficiency	1-3	2-4
Rushes—Net Yards	41-170	29-96
Passing Yards	143	162
Passes (Att-Comp-Int)	27-12-2	44-21-2
Total Offense	313	258
Return Yards	138	30
Punts: No-Average	4-28.5	5-38.4
Fumbles: No-Lost	2-1	4-3
Penalties/Yards	6/41	8/67
Quarterback Sacks—Yards	3-33	5-29
Time Possession	29:59	30:01

INDIVIDUAL STATISTICS

Rushing—Colorado: Troutman 13-100, Henry 7-38, M.Barnes 5-25, Savoy 1-13, Abdul-Rahmaan 4-3, Hessler 11-minus 9. Oregon: Whittle 12-50, Parker 3-43, Jelks 3-14, Graziani 11-minus 11.

Passing—Colorado: Hessler 26-11-2, 115; Mitchell 1-1-0, 28. Oregon: Graziani 37-19-2, 113; Smith 6-2-0, 49; Parker 1-0-0, 0.

Receiving—Colorado: Savoy 3-29, Kidd 2-73, Henry 2-minus 6, Black 1-28, Carruth 1-11, Troutman 1-4, Anderson 1-2, Lepsis 1-2. Oregon: Whittle 4-18, McLemore 3-26, Hodge 2-33, Jelks 2-21, Griffin 2-17, Wilcox 2-17, Spence 2-9, Parker 2-8, Anderson 1-16, Ricketts 1-minus 3.

Punting—Colorado: Mitchell 4-28.5 (38 long). Oregon: Bidwell 5-38.4 (48 long).

Punt Returns—Colorado: Davis 1-2. Oregon: Johnson 1-2.

Kickoff Returns—Colorado: Troutman 2-15, Henry 1-10. Oregon: Whittle 1-63, Johnson 1-18, Spence 1-8, Parker 1-0.

Interceptions—Colorado: Washington 1-95, Rosga 1-26. Oregon: Wheaton 1-21, Ruhl 1-7.

Tackle Leaders—Colorado: Russell 6,4—10; Cunningham 6,1—7; Washington 5,1—6; Hicks 4,2—6; Leomiti 4,0—4; Wilkins 3,1—4; Jones 1,3—4. Oregon: Bailey 5,2—7; Collins 5,2—7; Barnes 4,1—5; Asher 2,2—4; Wheaton 2,2—4.

1996 HOLIDAY BOWL

Dec. 30, 1996 at San Diego, Calif.

Colorado 33
Washington 21

Koy Detmer and Rae Carruth completed their careers in style, rallying No. 8 Colorado from an early two touchdown deficit to defeat No. 13 Washington, 33-21, in the 19th annual Holiday Bowl.

Detmer, who was named the game's offensive most valuable player, hooked up with Carruth on a 76-yard touchdown pass with 2:25 left in the first quarter to get the Buffaloes on the scoreboard. Until that play, the Huskies used a pair of Corey Dillon touchdown runs to build a 14-0 lead, threatening CU's three-game bowl winning streak and a chance at a third straight 10-win season.

Colorado pulled even four minutes into the second quarter, when defensive MVP Nick Ziegler intercepted a Brock Huard pass and returned it 31 yards for the first touchdown of his collegiate career. Washington answered with a Jerome Pathon 86-yard kickoff return for a 21-14 lead, but those would be the last points CU would allow on the night. Darrin Chiaverini tied the score at 21 with a seven-yard TD pass from Detmer, and Jeremy Aldrich's 42-yard field goal gave CU its first lead at 24-21 with 1:50 left in the first half.

CU added nine second half points on a 36-yard Aldrich field goal and a four-yard touchdown pass from Detmer to Carruth. The Buff defense held the Huskies to just 129 yards and seven first downs in the second half, and Washington's only scoring chance resulted in a blocked field goal attempt by Mike Phillips.

Detmer and Carruth respectively set CU bowl records for passing yards (371) and receiving yards (162). The Buffs had a 414-341 edge in total offense in the game, but a 373-204 edge after UW took its 14-0 lead. It was the largest deficit in CU bowl game history in which the Buffs rallied to win, and the fifth largest comeback in NCAA bowl annals.

CU finished 10-2 for second straight season, and earned a final ranking of No. 8 in the nation.

Colorado	**7**	**17**	**3**	**6**	**—**	**33**
Washington	**14**	**7**	**0**	**0**	**—**	**21**

Washington—Dillon 2 run (Jones kick)	0- 7	12:04	1Q
Washington—Dillon 12 run (Jones kick)	0-14	3:10	1Q
CU—Carruth 76 pass from Detmer (Aldrich kick)	7-14	2:25	1Q
CU—Ziegler 31 interception return (Aldrich kick)	14-14	11:00	2Q
Washington—Pathon 86 kickoff return (Jones kick)	14-21	10:49	2Q
CU—Chiaverini 7 pass from Detmer (Aldrich kick)	21-21	8:26	2Q
CU—Aldrich 42 FG	24-21	1:50	2Q
CU—Aldrich 36 FG	27-21	8:08	3Q
Washington—Carruth 4 pass from Detmer (pass failed)	33-21	8:34	4Q

Attendance: 54,749
Time: 3:45
Weather: 61 degrees, cloudy skies, 8 mph winds (SW)

TEAM STATISTICS	COLORADO	WASHINGTON
First Downs	24	18
Third Down Efficiency	5-14	6-16
Fourth Down Efficiency	1-1	1-2
Rushes—Net Yards	30-43	37-138
Passing Yards	371	203
Passes (Att-Comp-Int)	45-25-0	37-21-1
Total Offense	414	341
Return Yards	63	11
Punts: No-Average	5-34.6	7-37.1
Fumbles: No-Lost	3-1	1-0
Penalties/Yards	5/39	7/75
Quarterback Sacks—Yards	5-29	1-6
Time Possession	29:36	30:24

INDIVIDUAL STATISTICS

Rushing—Colorado: Troutman 9-22, Fisk 5-14, Henry 11-14, Abdul-Rahmaan 1-minus 1, Detmer 4-minus 6. Washington: Dillon 30-140, Huard 7-minus 2.

Passing—Colorado: Detmer 45-25-0, 371. Washington: Huard 37-21-1, 203.

Receiving—Colorado: Carruth 7-162, Chiaverini 7-94, Henry 3-37, Troutman 3-10, Lepsis 2-17, Anderson 1-17, Kidd 1-17, Savoy 1-17. Washington: Pathon 5-96, Coleman 5-38, Dillon 3-31, Janoski 3-20, Cleeland 2-2, Kissel 1-6, Reed 1-6, Harris 1-4.

Punting—Colorado: Pietsch 5-34.6 (42 long). Washington: Prince 4-42.3 (49 long), Sarshar 3-30.3 (38 long).

Punt Returns—Colorado: Rosga 4-32. Washington: Jarzynka 3-11.

Kickoff Returns—Colorado: Nabholz 1-14, Johanningmeier 1-5, Dickey 1-0, Henry 1-0. Washington: Pathon 2-120, Jarzynka 2-46, Coleman 1-12.

Interceptions—Colorado: Ziegler 1-31. Washington: none.

Tackle Leaders—Colorado: Black 9,3—12; Russell 7,3—10; Rosga 7,2—9; Jones 3,2—5; Merkerson 4,0—4; Phillips 4,0—4. Washington: Fiala 9,0—9; Burton 6,0—6; Parrish 5,1—6; Aleaga 4,2—6; Campbell 4,1—5.

1998 ALOHA BOWL

Dec. 25, 1998 at Honolulu, Hawai'i

Colorado 51
Oregon 43

Ben Kelly set the tone for the day by returning the opening kickoff for a touchdown, as the Colorado Buffaloes built a 30-point third quarter lead and then held off the No. 21 Oregon Ducks, 51-43, in the 17th annual Aloha Bowl.

Kelly raced 93 yards for a score to start a busy day at Aloha Stadium, as 164 points would be tallied in college football's first-ever bowl doubleheader (Air Force beat Washington, 45-25, in the Oahu Bowl later that afternoon).

Mike Moschetti set a CU bowl record by throwing four touchdown passes in the game, the first coming late in the first quarter after Jeremy Aldrich's 48-yard field goal had given CU a 10-0 lead. Javon Green caught the five-yard toss and the Buffs were up 17-0.

Moschetti, CU's most valuable player in the game, threw scoring passes of 58 yards to Marcus Stiggers and 72 yards to Darrin Chiaverini in the second quarter, as the Buffaloes built a 37-14 halftime edge. Aldrich added a pair of field goals in the quarter, and his three in the game also established a new CU postseason best.

Damen Wheeler gave CU its biggest lead of the day at 44-14 after he raced into the backfield and plucked off an Akili Smith pass and ran 52 yards for a touchdown; he actually swiped the ball while it was traveling backwards, so the play was classified an intercepted pitch. Oregon chipped away at the CU advantage and had cut it to 44-28 early in the fourth quarter, but a 57-yard drive ended by a 20-yard TD pass from Moschetti to Daniel Graham worked the lead back up to 51-28. The Ducks wouldn't give up, adding two more scores to pull to within the final score of 51-43, as the CU defense rose to the occasion the one time Oregon had the ball with a chance to tie the game. The Buff defense forced three incompletions and Hannibal Navies added a 13-yard sack to keep the Ducks at bay.

Oregon outgained CU, 535-397, but the Buffs averaged more yards per play (6.7-6.6), basically scoring at will, and forced the Ducks into six turnovers that led to 23 Colorado points. The win was Colorado's fifth straight in the bowls, giving the Buffs the nation's longest active streak. It would also be the final game for CU head coach Rick Neuheisel, who resigned two weeks later to take over as head coach at Washington.

Colorado	**17**	**20**	**7**	**7**	**—**	**51**
Oregon	**0**	**14**	**7**	**22**	**—**	**43**

CU—Kelly 93 kickoff return (Aldrich kick)	7- 0	14:43	1Q
CU—Aldrich 48 FG	10- 0	6:36	1Q
CU—Green 5 pass from Moschetti (Aldrich kick)	17- 0	2:10	1Q
Oregon—Latimer 11 run (Villegas kick)	17- 7	13:23	2Q
CU—Stiggers 58 pass from Moschetti (Aldrich kick)	24- 7	12:19	2Q
CU—Aldrich 41 FG	27- 7	10:00	2Q
Oregon—Latimer 4 run (Villegas kick)	27-14	7:11	2Q
CU—Chiaverini 72 pass from Moschetti (Aldrich kick)	34-14	6:53	2Q
CU—Aldrich 23 FG	37-14	0:02	2Q
CU—Wheeler 52 intercepted pitch return (Aldrich kick)	44-14	10:39	3Q
Oregon—Weaver 9 pass from Smith (Villegas kick)	44-21	7:31	3Q
Oregon—Latimer 1 run (Villegas kick)	44-28	13:34	4Q
CU—Graham 20 pass from Moschetti (Aldrich kick)	51-28	10:45	4Q
Oregon—Smith 1 run (Villegas kick)	51-35	7:13	4Q
Oregon—Haynes 42 pass from Smith (Nero pass from Smith)	51-43	5:55	4Q

Attendance: 34,803
Time: 3:48
Weather: 77 degrees, fair skies, misty early, 14 mph winds (NE)

TEAM STATISTICS	COLORADO	OREGON
First Downs	13	27
Third Down Efficiency	3-14	7-13
Fourth Down Efficiency	0-1	0-2
Rushes—Net Yards	35-176	36-71
Passing Yards	221	456
Passes (Att-Comp-Int)	24-12-0	45-24-1
Total Offense	397	527
Return Yards	76	56
Punts: No-Average	6-51.5	4-48.3
Fumbles: No-Lost	3-1	5-5
Penalties/Yards	8/75	4/30
Quarterback Sacks—Yards	4-27	2-13
Time Possession	26:42	33:18

INDIVIDUAL STATISTICS

Rushing—Colorado: Cherrington 10-92, Stiggers 1-28, D.Barton 4-24, M.Barnes 8-24, Johnson 3-5, Moschetti 9-3. Oregon: Latimer 19-74, Chance 1-4, Cooper 1-0, Ho-Ching 6-0, A.Smith 9-minus 7.

Passing—Colorado: Moschetti 23-11-0, 213; Johnson 1-1-0, 8. Oregon: A.Smith 45-24-1, 456.

Receiving—Colorado: Chiaverini 3-96, Stiggers 3-81, Cherrington 2-12, Green 2-4, Graham 1-20, Washington 1-8. Oregon: Griffin 8-146, Haynes 7-148, Nero 3-63, Weaver 3-45, Latimer 1-33, Collins 1-15, Young 1-6.

Punting—Colorado: Pietsch 6-51.5 (62 long). Oregon: M.Smith 4-48.3 (52 long).

Punt Returns—Colorado: Kelly 3-1. Oregon: Fletcher 3-56.

Kickoff Returns—Colorado: Kelly 3-121, Chiaverini 1-minus 7. Oregon: Fletcher 4-81, Cooper 3-57.

Interceptions—Colorado: Sanders 1-0. Oregon: none.

Fumble Returns—Colorado: Wheeler 1-52, Sanders 1-23. Oregon: none.

Tackle Leaders—Colorado: Navies 5,3—8; Wright 5,3—8; Sanders 4,4—8; Wheeler 3,3—6; Ziegler 3,2—5; Washington 2,3—5; Sykes 2,3—5. Oregon: Vandiver 5,10—15; McLemore 4,3—7; Wilcox 3,3—6; Fletcher 2,3—5; Cheuvront 1,4—5.

1999 INSIGHT.COM BOWL

Dec. 31, 1999 at Tucson, Ariz.

Colorado 62
Boston College 28

Colorado scored six first half touchdowns from its offense, defense as well as special teams in building an insurmountable 45-7 lead en route to a 62-28 thrashing of Boston College in the 11th annual Insight.com Bowl, CU's nation-best sixth bowl win in a row.

The Buffaloes took the opening kickoff and marched 65 yards in 13 plays, with Cortlen Johnson's 10-yard run capping the drive to give CU a 7-0 lead. Boston College drove to the CU 26 on its first possession, but a 43-yard field goal sailed wide to take some steam out of the Eagles. Quarterback Mike Moschetti then engineered a 12-play, 74-yard drive, and called his own number to score on a 2-yard run and CU led, 14-0, with just 1:47 left in the period.

Then a barrage of returns for touchdowns sealed BC's fate. Thirty seconds and three plays after the Moschetti score, Jashon Sykes intercepted a Tim Hasselbeck pass and returned it 29 yards for a 21-0 lead. A little over four minutes into the second quarter, Rashidi Barnes did the same, stealing a Brian St. Pierre pass and rambling 21 yards into the end zone to make it 28-0. The Buffalo defense stopped the Eagles cold on their next possession, but the elation of a Kevin McMyler 55-yard punt to the CU 12 was short-lived as Ben Kelly raced 88 yards with the ball for a touchdown, the longest in NCAA bowl history, and a 35-0 Colorado lead. After George White intercepted a Moschetti pass and ran it back for a 78-yard score, Johnson added his second touchdown on the day and Jeremy Aldrich the first of two field goals for the 45-7 lead at intermission.

There were a couple of more quirky scores in the second half, as BC recovered its own fumble in the end zone for a score and got its last touchdown on a blocked punt return, but the game was over at halftime.

Johnson ran for 201 yards on just 15 carries, and was named to Sports Illustrated's All-Bowl team. CU set numerous school records and the 62 points were the third most ever scored in any bowl. And by scoring in all four quarters, the Buffs extended another amazing streak, as CU ended the 20th century scoring in 15 consecutive bowl quarters and in 26 of its last 27.

The win also gave CU a final record of 7-5 under first-year coach Gary Barnett, and it was Barnett's first win as a head coach in a bowl in three games (he was 0-2 at Northwestern before coming to Colorado).

Colorado	**21**	**24**	**10**	**7**	**—**	**62**
Boston College	**0**	**7**	**7**	**14**	**—**	**28**

CU—C.Johnson 10 run (Aldrich kick)	7- 0	11:05	1Q
CU—Moschetti 2 run (Aldrich kick)	14- 0	1:47	1Q
CU—Sykes 29 interception return (Aldrich kick)	21- 0	1:17	1Q
CU—Barnes 21 interception return (Aldrich kick)	28- 0	10:47	2Q
CU—Kelly 88 punt return (Aldrich kick)	35- 0	8:50	2Q
BC—White 78 interception return (Matich kick)	35- 7	7:22	2Q
CU—C.Johnson 2 run (Aldrich kick)	42- 7	5:53	2Q
CU—Aldrich 26 FG	45- 7	0:29	2Q
CU—Aldrich 21 FG	48- 7	6:40	3Q
BC—Arndt rec. fumble in end zone (Matich kick)	48-14	3:36	3Q
CU—Hollowell 18 pass from Moschetti (Mariscal kick)	55-14	2:53	3Q
CU—Colvin 4 run (Mariscal kick)	62-14	14:53	4Q
BC—Burke 2 pass from Hasselbeck (Matich kick)	62-21	7:37	4Q
BC—Bessette 9 blocked punt return (Matich kick)	62-28	5:55	4Q

Attendance: 35,762
Time: 3:21
Weather: 62 degrees, partly cloudy skies, 5 mph winds (NW)

TEAM STATISTICS	COLORADO	BOSTON COL.
First Downs	29	12
Third Down Efficiency	8-15	5-18
Fourth Down Efficiency	1-1	3-3
Rushes—Net Yards	50-347	35-96
Passing Yards	176	159
Passes (Att-Comp-Int)	27-16-1	35-14-3
Total Offense	523	255
Return Yards	184	128
Punts: No-Average	3-27.7	6-41.0
Fumbles: No-Lost	1-0	2-1
Penalties/Yards	5/40	6/62
Quarterback Sacks—Yards	1-7	1-6
Time Possession	31:38	28:22

INDIVIDUAL STATISTICS

Rushing—Colorado: C.Johnson 15-201, Stiggers 4-24, Cherrington 3-23, Moschetti 8-23, Andrews 3-15, Reed 6-15, Hollowell 2-14, Page 2-8, D.Barton 1-7, Colvin 2-7, Drumm 2-5, Johnson 2-5. Boston College: Green 11-32, Washington 16-30, Hasselbeck 6-25, Robbins 1-5, St. Pierre 1-4.

Passing—Colorado: Moschetti 25-15-1, 167; Colvin 2-1-0, 9. Boston College: Hasselbeck 32-13-2, 146; Robbins 1-1-0, 13, St. Pierre 2-0-1, 0.

Receiving—Colorado: Graham 3-51, Stiggers 3-41, Hollowell 3-38, Green 3-21, Cherrington 1-9, Reed 1-9, Minardi 1-5, Cormier 1-2. Boston College: DeWalt 4-70, Burch 4-47, Washington 2-3, Arndt 1-19, Cervi 1-13, Daniels 1-5, Burke 1-2.

Punting—Colorado: Pietsch 2-41.5 (50 long), Team 1-0.

Boston College: McMyler 6-41.0 (55 long).

Punt Returns—Colorado: Kelly 5-127. Boston College: Parent 1-24, DeWalt 1-2, Bessette 0-9 (lateral).

Kickoff Returns—Colorado: Stiggers 1-12, Hollowell 1-5. Boston College: Daniels 6-130, Green 3-79, Ellis 1-3.

Interceptions—Colorado: Sykes 1-29, Barnes 1-21, Lewis 1-7. Boston College: G.White 1-78.

Tackle Leaders—Colorado: Sykes 6,3—9; Robinson 7,0—7; Wheeler 5,2—7; Barnes 4,1—5; Killion 3,2—5; Lewis 2,3—5. Boston College: Bessette 8,1—9; Chamberlain 7,1—8; Ordway 7,0—7; Cirino 6,1—7; G.White 5,1—6.

2002 FIESTA BOWL

Jan. 1, 2002 at Tempe, Ariz.

Oregon 38
Colorado 16

It was only the sixth postseason meeting ever between Nos. 2 and 3, but second-ranked Oregon proved to be too much for third-ranked Colorado as the Ducks defeated the Buffaloes, 38-16. The loss snapped CU's nation-best six game bowl winning streak.

The Buffs scored first—and last—but it was in-between when Oregon flashed the muscle of its powerful passing attack when is outscored CU 38-0 from late in the first quarter to early in the fourth.

Colorado took a 7-0 lead after Brandon Drumm's 1-yard plunge capped an 11-play, 65-yard drive at the 6:26 mark of the first quarter. But the complexion of the game changed over the course of remainder of the first half. UO's star quarterback, Heisman finalist Joey Harrington, threw three touchdown passes, including a 28-yard strike to Keenan Howry to tie the score late in the first. Two drives later, early in the second stanza, Harrington and Samie Parker hooked up on a 79-yard strike that put the Ducks up for good. He combined with Onterrio Smith for a 6-yard score with 2:29 left before the half that gave the Ducks a 21-7 lead.

Two bad breaks did in the Buffs in the third quarter. With Oregon getting ball first, CU needed a defensive stop, but Maurice Morris broke at least half a dozen tackles in rambling 49 yards for a touchdown and a 28-7 UO lead less than three minutes into the half. Colorado then came back and drove to the Duck 26, where Bobby Pesavento scrambled free and hit Derek McCoy for an apparent touchdown. But the SEC official, some 20 yards behind the play, ruled Pesavento had crossed the line of scrimmage, negating the play. Television replays showed Pesavento was not over, but the call stood and took what little wind was left in CU's sails at the time.

Oregon extended the lead to 38-7, with Harrington throwing a fourth scoring pass, with 9:38 left. Colorado did get back on the board with a 39-yard field goal from Jeremy Flores and ended the game's scoring with a Craig Ochs to Daniel Graham 4-yard touchdown pass in the final seconds.

Graham set a CU bowl record with 10 receptions, but Oregon allowed CU only 49 net rushing yards after a potent Buff ground game ran up 603 in their final two regular season games. Oregon finished the season with an 11-1 record but couldn't overtake Miami in the final polls; CU closed at 10-3, ending at No. 9 in both major polls.

Oregon	**7**	**14**	**10**	**7**	**—**	**38**
Colorado	**7**	**0**	**0**	**9**	**—**	**16**

CU—Drumm 1 run (Brougham kick)	7- 0	6:26	1Q
Oregon—Howry 28 pass from Harrington (Siegel kick)	7- 7	3:48	1Q
Oregon—Parker 79 pass from Harrington (Siegel kick)	7-14	13:13	2Q
Oregon—Smith 6 pass from Harrington (Siegel kick)	7-21	2:29	2Q
Oregon—Morris 49 run (Siegel kick)	7-28	12:33	3Q
Oregon—Siegel 47 FG	7-31	12:03	4Q
Oregon—Peelle 4 pass from Harrington (Siegel kick)	7-38	9:38	4Q
CU—Flores 39 FG	10-38	5:47	4Q
CU—Graham 4 pass from Ochs (kick failed)	16-38	0:18	4Q

Attendance: 74,118
Time: 3:33
Weather: 66 degrees, clear skies, 6 mph winds (variable)

TEAM STATISTICS	COLORADO	OREGON
First Downs	20	22
Third Down Efficiency	6-19	7-13
Fourth Down Efficiency	3-3	0-0
Rushes—Net Yards	31-49	28-150
Passing Yards	279	350
Passes (Att-Comp-Int)	47-24-3	42-28-1
Total Offense	328	500
Return Yards	39	39
Punts: No-Average	5-40.8	5-36.2
Fumbles: No-Lost	1-0	0-0
Penalties/Yards	8/55	8/74
Quarterback Sacks—Yards	0-0	4-25
Time Possession	28:55	31:05

INDIVIDUAL STATISTICS

Rushing—Colorado: Brown 9-30, C.Johnson 8-24, Purify 6-19, Drumm 1-1, Pesavento 1-minus 5, Ochs 3-minus 20. Oregon: Morris 11-89, O.Smith 14-51, Line 2-7, Willis 1-3.

Passing—Colorado: Ochs 20-13-1, 140; Pesavento 27-11-2, 139. Oregon: Harrington 42-28-1, 350.

Receiving—Colorado: Graham 10-89, McCoy 5-66, C.Johnson 3-50, M.Brunson 3-35, Cormier 2-25, Houston 1-14. Oregon: Parker 9-162, Willis 6-62, Peelle 5-66, Howry 3-33, O.Smith 3-8, Line 1-16, Wrighster 1-3.

Punting—Colorado: Mariscal 5-40.8 (51 long). Oregon: Arroyo 4-41.8 (54 long), Harrington 1-14.0 (14 long).

Punt Returns—Colorado: Hollowell 3-25. Oregon: Howry 3-4.

Kickoff Returns—Colorado: Hollowell 5-122, Surrell 2-37. Oregon: Amundson 2-28, O.Smith 1-121.

Interceptions—Colorado: Robinson 1-14. Oregon: S.Smith 3-35.

Tackle Leaders—Colorado: Lewis 9,3—12; Robinson 4,3—7; J.Johnson 4,3—7; Brayton 5,0—5; Bannan 4,1—5; Tufts 2,3—5; Strickland 1,4—5. Oregon: Mallard 6,7—13; Moretti 6,5—11; Mitchell 5,5—10; Lewis 3,5—8; Bauman 4,1—5.

2002 ALAMO BOWL

Dec. 28, 2002 at San Antonio, Texas

Wisconsin 31
Colorado 28 (OT)

No. 14 Colorado didn't have much luck in the Lone Star state three weeks earlier in its 29-7 loss to Oklahoma in the Big12 Championship game in Houston, and the return to Texas just after Christmas proved just as disappointing as the Buffaloes fell in overtime to Wisconsin, 31-28, in the Alamo Bowl presented by MasterCard.

Mike Allen's 37-yard field goal in overtime, after CU failed to score to open the extra session, completed a wild rally for the Badgers. Wisconsin tied the game with 51 seconds left in regulation when quarterback Brooks Bollinger scored from a yard out, which concluded a frantic 10-play, 80-yard march in 94 seconds.

Colorado took a 7-0 lead four minutes into the contest when Donald Strickland ended an early UW threat when he picked off a Bollinger pass at the CU 9 and raced 91 yards for the game's first points. The Badgers tied the game two possessions later, capitalizing on an interception of their own with Anthony Davis scoring on a 4-yard run to top off a short 19-yard drive. CU grabbed the lead back on the final play of the quarter, going up 14-7 after quarterback Robert Hodge hooked up with D.J. Hackett on a 10-yard touchdown pass that finished off an 11-play, 83-yard drive.

But Wisconsin owned the second quarter, scoring two more touchdowns on the heels of Hodge's second and third interceptions. Bollinger hit Brandon Williams with a 10-yard TD pass and Darrin Charles with a 7-yard toss, both on third down plays as the Badgers scored their three first half scores on combined drives of just 93 yards.

San Antonio native Zac Colvin replaced Hodge for the final first half series and led the Buffs to two scores in the third quarter. As Wisconsin did in converting CU interceptions, the Buffs did the same in converting Badger fumbles into third down touchdowns. Chris Brown scored on a 4-yard run midway into the period after the Badgers fumbled a Mark Mariscal punt. Davis fumbled on the first play of Wisconsin's next drive, with Kory Mossoni recovering at the UW17. Colvin found Hackett in the end zone for an 11-yard touchdown play that put CU up for the final time, 28-21. CU managed to tie the game and take the lead on two drives that totaled all of 42 yards.

A stalemate then ensued until UW took over on its own 20 with just 2:25 remaining. The game-tying drive included two conversions on fourth downs, the first on a 4th-and-18 (a 27 yards pass from Bollinger to Williams) and the next on a 4th-and-10 (Bollinger to Charles for 28 yards).

CU ran out the clock and couldn't gain any yards on three plays in the overtime; Patrick Brougham's 45-yard field goal try sailed wide right, setting the stage for Wisconsin to grab the victory on Allen's kick.

The only other overtime game in the 2002-03 bowl season was the Tostitos Fiesta Bowl, where Ohio State topped Miami, Fla., in two overtimes to win the national championship.

Colorado	**14**	**0**	**14**	**0**	**0**	**—**	**28**
Wisconsin	**7**	**14**	**0**	**7**	**3**	**—**	**31**

CU—Strickland 91 interception return (Brougham kick)	7- 0	11:07	1Q
Wisconsin—Davis 4 run (Allen kick)	7- 7	4:54	1Q
CU—Hackett 10 pass from Hodge (Brougham kick)	14- 7	0:00	1Q
Wisconsin—Williams 10 pass from Bollinger (Allen kick)	14-14	5:19	2Q
Wisconsin—Charles 7 pass from Bollinger (Allen kick)	14-21	0:32	2Q
CU—Brown 4 run (Brougham kick)	21-21	7:37	3Q
CU—Hackett 11 pass from Colvin (Brougham kick)	28-21	5:58	3Q
Wisconsin—Bollinger 1 run (Allen kick)	28-28	0:51	4Q
Wisconsin—Allen 37 FG	28-31	……	OT

Attendance: 50,690
Time: 3:43
Weather: 72 degrees in controlled environment (Alamodome)

TEAM STATISTICS	COLORADO	WISCONSIN
First Downs	13	21
Third Down Efficiency	6-16	5-14
Fourth Down Efficiency	1-1	2-3
Rushes—Net Yards	44-123	51-193
Passing Yards	77	163
Passes (Att-Comp-Int)	18-9-3	24-12-1
Total Offense	200	356
Return Yards	99	51
Punts: No-Average	6-40.8	5-36.0
Fumbles: No-Lost	1-0	3-3
Penalties/Yards	9/71	6/64
Quarterback Sacks—Yards	1-7	0-0
Time Possession	29:23	30:37

INDIVIDUAL STATISTICS

Rushing—Colorado: Brown 28-97, Calhoun 9-16, Colvin 3-10, Hodge 1-3, Team 3-minus 3. Wisconsin: Davis 25-99, Bollinger 20-82, Smith 5-15, Team 1-minus 3.

Passing—Colorado: Hodge 13-6-3, 6; Colvin 5-3-0, 15. Wisconsin: Bollinger 24-12-1, 163.

Receiving—Colorado: Hackett 3-30, Drumm 2-16, Monteilh 1-20, Donahoe 1-11, Williams 1-1, Calhoun 1-minus 1. Wisconsin: Williams 5-83, Charles 5-67, Bernstein 1-9, Smith 1-4.

Punting—Colorado: Mariscal 6-40.8 (47 long). Wisconsin: Morse 5-36.0 (40 long).

Punt Returns—Colorado: Bloom 3-8. Wisconsin: Williams 2-34, Leonhard 1-minus 4.

Kickoff Returns—Colorado: Sneed 3-49. Wisconsin: Pettus 2-53, Williams 2-31.

Interceptions—Colorado: Strickland 1-91. Wisconsin: Jones 1-13, Starks 1-7, Leonhard 1-1.

Tackle Leaders—Colorado: Moorer 10,5—15; Strickland 8,0—8; Tufts 5,2—7; Harris 5,1—6; Iwuh 4,2—6; Wilder 4,1—5; Jackson 2,3—5. Wisconsin: Lewis 4,5—9; Mack 3,6—9; Hawthorne 3,5—8; Aiello 3,5—8.

2004 HOUSTON BOWL

Dec. 29, 2004 at Houston, Texas

Colorado 33
UTEP 28

HOUSTON — Joel Klatt passed for 333 yards and two touchdowns, both coming in the fourth quarter, and Tom Hubbard had two interceptions in leading Colorado to a 33-28 come-from-behind victory over the Texas-El Paso Miners in the second annual EV1.Net Houston Bowl.

The Buffaloes spotted UTEP a 14-3 first quarter lead, but held the Miners to just 191 yards while outscoring them 30-14 over the last three periods. Klatt and Hubbard were respectively named the game's offensive and defensive most valuable players, though there were many stars for the Buffaloes on this afternoon.

Mason Crosby made good on 4-of-6 field goal tries, tight end Joe Klopfenstein had a record day, punter John Torp neutralized UTEP's return game and linebackers Thaddaeus Washington and Akarika Dawn combined for 16 tackles with five for losses and two quarterback sacks.

Trailing 21-19 to open the fourth quarter, UTEP answered a Buff field goal on the previous possession with a 4-play, 80-yard drive capped by a 3-yard touchdown pass from Jordan Palmer to Johnnie Higgins. That was the end of the fireworks for UTEP and it lit a fuse for the Buffaloes.

Colorado came right back on the first play of its next possession. Klatt hit a streaking Klopfenstein across the middle, with the junior breaking two tackles and outrunning a safety for a 78-yard touchdown reception. It was the longest play by a tight end in Colorado history, some 21 yards longer than the previous best. Crosby's PAT kick brought CU back to within 28-26.

The Miners then worked the ball to midfield, and on a 2nd-and-13, Palmer was intercepted by Hubbard at the Buff 28 to end the threat with 11:10 on the clock. CU immediately countered with a six play drive that covered 72 yards that had a little bit of everything.

Klatt hit Ron Monteilh for a short seven-yard gain on first down, but the next two plays yielded a zero yard rush by Bobby Purify and then an incomplete pass. On 4th-and-3, Torp faked a punt and scrambled 22 yards around the left side to give the Buffs a first down at the UTEP 43. Lawrence Vickers then rushed for four yards, and from there, Klatt hit a wide open Evan Judge on a 39-yard touchdown reception to give Colorado its first advantage since the first quarter.

UTEP went three-and-out on its next two possessions, the first of which included a sack by Washington and the second a key pass deflection by Hubbard on third down to deny the Miners a long gain. On their last drive of the game, after Torp pinned them at their own 18, the Miners earned one first down and drove the ball out to their 40, where Palmer threw four straight incompletions to turn the ball back over to CU, which ran out the clock.

CU struck first on a 26-yard Crosby field goal, with the Miners taking an 11-point edge after two touchdown runs. The Buffs pulled to within 14-13 after a Hugh Charles 1-yard run and a 54-yard field goal from Crosby. The latter was a CU postseason record, toppling the old long of 49 yards set by Mitch Berger in the 1993 Aloha Bowl. Palmer threw a TD pass that covered 17 yards to Jayson Boyd to put UTEP back up, 21-13, at halftime, but two Crosby field goals, the only third quarter scoring, pulled CU back to within two after the third.

Purify led all runners in the game with 80 yards on 22 carries, while Charles added 51 on just seven tries. Klopfenstein caught five passes for 134 yards and the score.

Colorado	**3**	**10**	**6**	**14**	**—**	**33**
UTEP	**14**	**7**	**0**	**7**	**—**	**28**

CU — Crosby 26 FG	3- 0	8:32	1Q
UTEP — Jackson 7 run (Schneider kick)	3- 7	6:05	1Q
UTEP — Chamois 1 run (Schneider kick)	3-14	1:11	1Q
CU — Charles 1 run (Crosby kick)	10-14	13:31	2Q
CU — Crosby 54 FG	13-14	8:16	2Q
UTEP — Boyd 17 pass from Palmer (Schneider kick)	13-21	3:08	2Q
CU — Crosby 37 FG	16-21	9:17	3Q
CU —Crosby 20 FG	19-21	0:40	3Q
UTEP — Higgins 3 pass from Palmer (Schneider kick)	19-28	14:20	4Q
CU —Klopfenstein 78 pass from Klatt (Crosby kick)	26-28	14:02	4Q
CU — Judge 39 pass from Klatt (Crosby kick)	33-28	8:43	4Q

Attendance: 27,235 Time: 3:30
Weather: 71 degrees, cloudy skies, winds from the southeast at 14 mph

TEAM STATISTICS	COLORADO	UTEP
First Downs	23	19
Third Down Efficiency	4-15	5-13
Fourth Down Efficiency	1-1	1-2
Rushes—Net Yards	44-157	27-34
Passing Yards	333	328
Passes (Att-Comp-Int)	33-24-0	42-22-2
Total Offense	490	362
Return Yards	3	11
Punts: No-Average	4-50.0	5-45.0
Fumbles: No-Lost	0-0	1-1
Penalties/Yards	10/83	4/43
Quarterback Sacks—Yards	3-14	3-21
Time of Possession	37:09	22:51

INDIVIDUAL STATISTICS

Rushing—Colorado: Purify 22-80, Charles 7-51, Torp 1-22, Mackey 1-20, Vickers 3-4, Littlehales 1-minus 2, Klatt 7-minus 16, Team, 2-minus 2. UTEP: Jackson 16-37, Thomas 2-4, Smith 1-1, Chamois 2-1, Austin 1-0, Palmer 4-minus 3, Marrow 1-minus 6.

Passing—Colorado: Klatt 33-24-0, 333, 2 td. UTEP: Palmer 42-22-2, 328, 2 td.

Receiving—Colorado: Purify 6-41, Klopfenstein 5-134, Monteilh 4-34, Judge 2-50, Mackey 2-32, Sprague 2-16, Duren 2-10, Vickers 1-16. UTEP: Boyd 7-140, Higgins 7-122, Marrow 3-9, Franceis 2-28, Jackson 2-12, Sears 1-17.

Punting—Colorado: Torp 4-50.0 (58 long, 1 In20). UTEP: Benekos 5-45.0 (74 long, 1 In20).

Punt Returns—Colorado: Robinson 2-2. UTEP: Fenner 2-11.

Kickoff Returns—Colorado: Wheatley 3-61, Charles 1-14, Schaub 1-8. UTEP: Higgins 1-16.

Interceptions—Colorado: Hubbard 2-1. UTEP: none.

Tackle Leaders—Colorado: T.Washington 6,3—9; Sims 6,1—7; Henderson 5,1—6; McChesney 4,2—6; Dawn 4,1—5; Hubbard 4,0—4; Wheatley 3,1—4; Ligon 2,2—4; Dizon 3,0—3; Garee 1, 2—3. UTEP: Rodriguez 4,10—14; Ward 5,3—8; Fenner 3,5—8; Akinduro 3,4—7; Mineo 2,5—7; Howard 3,3—6.

2005 CHAMPS SPORTS BOWL

Dec. 27, 2005 at Orlando, Fla.

Clemson 19
Colorado 10

ORLANDO — James Davis became the first player to rush for over hundred yards against Colorado for the season as the Clemson freshman ran for 150 yards and a touchdown in the No. 23 Tigers' 19-10 win over the Buffaloes in the 16th annual Champs Sports Bowl.

The game was a defensive battle, with the two schools combining for just 489 yards of total offense, with the Buffs netting just 124 against a stifling Clemson unit. Colorado had just three first downs and 38 yards of offense in the first three periods and went three plays and out in six of its first nine possessions before getting untracked in the fourth quarter.

Despite CU's struggles on offense, the game wasn't decided until 1:38 remained, when Davis scored from 6 yards out to answer the Buffs lone touchdown of the evening. Backup quarterback Brian White had replaced starter James Cox in the fourth quarter and piloted the Buffaloes on a 69-yard drive that cut the "other" CU's lead to 13-10. White rolled right on third and goal and found tight end Quinn Sypniewski for a 2-yard touchdown pass, temporarily getting the Buffaloes back in the game.

But a worn out Colorado defense couldn't muster enough energy to stop the Tigers on their next possession, who clinched the game on the Davis score after marching 61 yards in seven plays in knocking just over four minutes off the clock. James Garee blocked the extra point attempt, and the Buffs did scoop up the ball and try to return it for a defensive two points, but the Tigers were on top of it and thwarted CU on its last-ditch attempt to remain down by a single score.

Cox and White were playing because three-year starter Joel Klatt was ruled out of the game, still suffering from the effects of a concussion in the Big12 Championship game (he suffered the injury on a vicious illegal hit by UT linebacker Drew Kelson with the Longhorns up by nine scores).

The first half produced a two-to-one lead in field goals by the runner-ups for the Lou Groza Award, as Clemson's Jad Daen opened the scoring with a 26-yard field goal in the first quarter, which was matched by Mason Crosby with a 36-yard boot on the first play of the second stanza. Dean added an 18-yard make with less than six minutes left in the half and the 6-3 Clemson lead stood at halftime.

Tiger quarterback Charlie Whitehurst capped a 67-yard drive with a 5-yard scoring run to open the second half, with the key play on the drive a 40-yard run by Davis, a bowl record and the longest against CU in two years. That put Clemson up 13-3, a score that would hold until White supplanted Cox and drove CU into the end zone for its first touchdown in 14 quarters.

White completed 7-of-12 passes for 81 yards, with Sypniewski on leading all players in the game with 50 receiving yards, including CU's longest play of the game, a 28-yard catch from White on CU's scoring drive. CU's other individual highlight came from punter John Torp, as the Ray Guy Award runner-up averaged 49.7 yards on nine kicks, including a CU bowl record long of 68, four kicks of 60-plus yards and four inside-the-20.

The only other meeting between the schools came some 49 years earlier in the 1957 Orange Bowl, with the Buffs claiming that one by 27-21.

Colorado was coached by Mike Hankwitz, who was named interim head coach after Gary Barnett stepped down on December 8 after six seasons at the reins of the program.

Clemson	**3**	**3**	**7**	**6**	**—**	**19**
Colorado	**0**	**3**	**0**	**7**	**—**	**10**

Clemson — Dean 26 FG	0- 3	5:23	1Q
CU — Crosby 36 FG	3- 3	14:56	2Q
Clemson — Dean 18 FG	3- 6	5:48	2Q
Clemson — Whitehurst 5 run (Dean kick)	3-13	11:45	3Q
CU — Sypniewski 2 pass from White (Crosby kick)	10-13	5:45	4Q
Clemson — Davis 6 run (kick blocked)	10-19	1:38	4Q

Attendance: 31,470
Time: 3:13
Weather: 59 degrees, clear skies, winds from the north 5-10 mph

TEAM STATISTICS	COLORADO	CLEMSON
First Downs	10	17
Third Down Efficiency	3-14	6-14
Fourth Down Efficiency	1-1	0-0
Rushes—Net Yards	29-17	38-160
Passing Yards	107	205
Passes (Att-Comp-Int)	24-11-0	29-21-1
Total Offense	124	365
Return Yards	39	7
Punts: No-Average	9-49.7	6-33.8
Fumbles: No-Lost	3-0	1-0
Penalties/Yards	7/44	6/49
Quarterback Sacks—Yards	3-19	4-29
Time of Possession	25:30	34:30
Drives/Average Field Position	12/C31	12/C23
Red Zone: Scores-Attempts (Points)	2-2 (10)	4-4 (19)

INDIVIDUAL STATISTICS

Rushing—Colorado: Charles 13-16, Vickers 6-15, Ellis 3-8, Cox 6-minus 21, Team 1-minus 1. Clemson: Davis 28-150, Merriweather 3-8, Grisham 1-5, Whitehurst 6-minus 3.

Passing—Colorado: White 12-7-0, 81, 1 td; Cox 12-4-0, 26, 0 td. Clemson: Whitehurst 29-21-1, 205, 0 td.

Receiving—Colorado: Sypniewski 4-50, Charles 2-5, Williams 1-17, Judge 1-16, Vickers 1-10, Klopfenstein 1-5, Sprague 1-4. Clemson: Kelly 4-36, Baham 3-49, Hunter 3-26, Taylor 3-19, Grisham 2-34, Davis 2-21, Stuckey 2-9, Harris 1-8, Jackson 1-3.

Punting—Colorado: Torp 9-49.7 (68 long, 4 In20). Clemson: Chason 5-36.0 (46 long, 2 In20), Team 1-23.0.

Punt Returns—Colorado: Robinson 2-20. Clemson: Kelly 2-7.

Kickoff Returns—Colorado: Robinson 3-44, Charles 0-20. Clemson: Kelly 2-37, Grisham 1-25.

Interceptions—Colorado: Henderson 1-19. Clemson: none.

Tackle Leaders—Colorado: Th.Washington 6,2—8; Sims 6,0—6; Iwuh 5,0—5; Burl 4,1—5; Henderson 3,2—5; Dizon 4,0—4; Te.Washington 3,1—4; Billingsley 3,0—3; Dawn 2,1—3; Wright 1,2—3. Clemson: Waters 5,3—8; Bennett 6,1—7; Jackson 3,1—4; Coleman 2,2—4; Fudge 3,0—3; Adams 3,0—3.

Quarterback Sacks—Colorado: Th.Washington 2-12, Ligon 1-7. Clemson: Adams 2-23, Jackson 1-5, Bennett 1-1

Passes Broken Up—Colorado: none. Clemson: Coleman, Hamlin.

2007 INDEPENDENCE BOWL

Dec. 30, 2007 at Shreveport, La.

Alabama 30
Colorado 24

SHREVEPORT, La. — It was a game of two halves, or rather a game of fifths. Alabama owned a commanding 27-0 lead after the first 24 minutes of play, and though Colorado dominated the last three-fifths of the game, the Buffaloes fell short in their comeback, succumbing 30-24 to the Crimson Tide in the 32nd Annual PetroSun Independence Bowl.

A pair of Leigh Tiffin field goals and three touchdown passes to three different receivers by John Parker Wilson built a 27-0 lead for Alabama with 12:20 to play in the second quarter. At that juncture, the Crimson Tide also owned staggering edges in total yards (235-27), first downs (12-1) and total plays (27-12). CU picked up one first down on its next possession but then had to punt, followed by 'Bama moving from its 20 to the CU 44 in five plays with six minutes left in the half.

Then the play that would swing momentum to CU for the first time all game occurred. Wilson had completed 13-of-15 passes to that point, but Ryan Walters intercepted his next throw at the Buff 22 and returned it to the Alabama 43. From there, the offense finally exuded some confidence and marched into the end zone in eight plays, capped by a 4-yard pass from Cody Hawkins to Tyson DeVree.

The Buffs forced Alabama to punt and took over on their own 45 with 1:11 to play in the half. Hawkins and DeVree hooked up on three straight pass plays that picked up 29 yards and had CU in field goal range at the Tide 26-yard line. Hawkins spiked the ball to stop the clock and after a 1-yard pass to Patrick Williams, CU had a 3rd-and-9 at the 25 but the clock was running under 10 seconds. The Buffs took a chance for the end zone, and it paid off when Hawkins hit a streaking Dusty Sprague for the score with just four seconds on the clock. When the smoke cleared, Hawkins completed 8-of-9 passes on the two touchdown drives that brought the Buffs to within 27-14 at halftime.

Walters' interception and increased pressure on Wilson (one sack, four hurries) threw the Tide's offense off track. UA ran just six plays in the third quarter, but the Buffs couldn't capitalize. CU drove to the 'Bama 29 to open the half, but Kevin Eberhart missed a 48-yard field goal. He came back and made a 39-yard field goal that cut the lead to 10, though it was a bit of a letdown for the Buffs who had started the drive on their own 3 and had marched to the Tide 24 before a holding penalty helped stall the drive.

CU drove to the Alabama 30 on its next possession before a sack of Hawkins by Wallace Gilberry, the defensive player of the game, disrupted the drive. The teams wound up trading punts, and after CU regained possession, Hawkins was intercepted at the CU 22 by Darren Mustin. CU's defense stiffened and forced a third Tiffin field goal, but it put Alabama up 30-17 with 4:36 remaining.

The game was not over, however, as Colorado drove 69 yards in five plays in just 45 seconds. Hawkins hit DeVree for 27 yards to the 'Bama 42, and then Williams for 28 more to the 14. After two incomplete throws, he found DeVree in the back of the end zone for the touchdown, with Eberhart's PAT kick pulling CU to within one score, 30-24.

The Tide earned two first downs after CU kicked off deep, eventually punting into the end zone with one second left. From its own 20, the Buffs tried the 'ol "pass it and lateral it to whoever you can," picking up 25 yards in the process from Hawkins to Scotty McKnight, who pitched it to Daniel Sanders and he to Cody Crawford. But time ran out on CU.

Colorado rallied to outgain the Tide, 397-388, as Hawkins (322 yards, 3 TDs) and DeVree (9-94 receiving) were CU's offensive stars, while Walters (8 tackles, an interception, one sack and one PBU) and Butkus Award runner-up Jordon Dizon (14 tackles) led the Buff defense.

Alabama	**20**	**7**	**0**	**3**	**—**	**30**
Colorado	**0**	**14**	**3**	**7**	**—**	**24**

Alabama — Tiffin 41 FG	0- 3	11:30	1Q
Alabama — Tiffin 24 FG	0- 6	9:13	1Q
Alabama — Brown 15 pass from Wilson (Tiffin kick)	0-13	5:09	1Q
Alabama — Caddell 34 pass from Wilson (Tiffin kick)	0-20	1:31	1Q
Alabama — Stover 31 pass from Wilson (Tiffin kick)	0-27	12:20	2Q
CU — DeVree 4 pass from Hawkins (Eberhart kick)	7-27	2:05	2Q
CU — Sprague 25 pass from Hawkins (Eberhart kick)	14-27	0:04	2Q
CU — Eberhart 39 FG	17-27	3:00	3Q
Alabama — Tiffin 26 FG	17-30	4:36	4Q
CU — DeVree 14 pass from Hawkins (Eberhart kick)	24-30	3:51	4Q

Attendance: 47,043
Time: 3:20
Weather: 49 degrees, clear skies, winds from the southwest at 1 mph

TEAM STATISTICS	COLORADO	ALABAMA
First Downs	19	22
Third Down Efficiency	9-16	7-14
Fourth Down Efficiency	0-1	0-0
Rushes—Net Yards	28-75	37-132
Passing Yards	322	256
Passes (Att-Comp-Int)	40-24-2	32-19-1
Total Offense	397	388
Return Yards	41	17
Punts: No-Average	4-31.8	4-45.0
Fumbles: No-Lost	1-0	2-1
Penalties/Yards	4/30	4/21
Quarterback Sacks—Yards	1-8	1-8
Time of Possession	30:21	29:39
Drives/Average Field Position	13/C31	13/A31
Red Zone: Scores-Attempts (Points)	2-2 (14)	3-3 (13)

INDIVIDUAL STATISTICS

Rushing—Colorado: Charles 14-69, Sprague 2-14, Smith 3-10, Ellis 5-6, Lockridge 2-minus 8; Hawkins 1-minus 8; Team 1-minus 8. Alabama: Coffee 19-72, Upchurch 12-34, Wilson 4-24, Caddell 1-12, Stover 1-minus 10.

Passing—Colorado: Hawkins 39-24-2, 322, 3 td; Team 1-0-0, 0. Alabama: Wilson 32-19-1, 256, 3 td.

Receiving—Colorado: DeVree 9-94, McKnight 4-67, Smith 2-40, Sprague 2-30, Williams 2-29, Robinson 2-12, Lockridge 1-22, J.Sanders 1-13, Behrens 1-5, D. Sanders 0-10. Alabama: Caddell 4-76, Hall 4-58, Walker 4-38, Stover 2-35, Upchurch 2-23, Coffee 2-11, Brown 1-15.

Punting—Colorado: DiLallo 3-34.3, (47 long, 1 In20, 1 blk); Team 1-24.0. Alabama: Fitzgerald 4-45.0 (51 long, 1 In20).

Punt Returns—Colorado: none. Alabama: none.

Kickoff Returns—Colorado: Charles 6-126. Alabama: Arenas 3-76, McCall 1-11, Hall 1-7.

Interceptions—Colorado: Walters 1-35. Alabama: McClain 1-17, Mustin 1-0.

Tackle Leaders—Colorado: Dizon 9,5—14; Jones 7,3—10; Smart 4,5—9; Walters 7,1—8; Wheatley 3,2—5; Hypolite 0,5—5; Barrett 2,2—4; Harris 1,3—4; Nicolas 1,2—3; C.Brown 2,0—2; Herrod 2,0—2; Burney 1,1—2. Alabama: Johnson 8,5—13; Mustin 6,2—8; Gilberry 4,4—8; Jackson 3,2—5; McClain 2,3—5; Mitchell 3,1—4; Knight 2,2—4; Greenwood 2,0—2.

Quarterback Sacks—Colorado: Walters 1-8. Alabama: Gilberry 1-8.

Passes Broken Up—Colorado: Burney, Walters. Alabama: McClain 2, Jackson, Johnson.

2016 ALAMO BOWL

Dec. 29, 2016 at San Antonio, Texas

Oklahoma State 38
Colorado 8

SAN ANTONIO – No. 10 Colorado couldn't get untracked in its first bowl appearance in nine seasons and fell to No. 12 Oklahoma State, 38-8, in the Valero Alamo Bowl at the Alamodome, a tough end for what was still the Buffaloes' finest season in more than a decade.

Injuries played a role in the Buffs struggling, as quarterback Sefo Liufau (ankle) and cornerbacks Chidobe Awuzie (turf toe) and Ahkello Witherspoon (shoulder) all were nursing maladies, but even if healthy, the Cowboys (10-3) were on a mission to end their season on a high note. Receiver James Washington made life miserable for the CU secondary (nine catches, 171 yards, one touchdown), while CU couldn't counter with much offensively until a late fourth quarter score.

The first quarter, though, was more or less a draw, with the teams' almost statistically even and just one score, a field goal by OSU that had it ahead, 3-0. CU had a chance to tie the score on its deepest penetration of the first half, but missed its field goal try, which turned out to be a harbinger of things to come.

The Cowboys scored a pair of touchdowns in each of the second and third quarters to methodically pull away, leading 31-0 before Colorado finally got on the board with 5:28 to play. Liufau, who was injured in the first half but returned to the game in the third quarter, drove the Buffs 77 yards in nine plays, with the senior quarterback scoring his final collegiate touchdown on a 6-yard keeper. He then hit tailback Phillip Lindsay with the two-point conversion.

Lindsay was the offensive star for CU, rushing 14 times for 63 yards with six receptions for 103 yards. OSU quarterback Mason Rudolph completed 22-of-32 passes for 314 yards and three touchdowns. OSU tailback Justice Hill carried 19 times for 100 yards and a TD, and Chris Carson ran 11 times for 61 yards and scored once. CU's leading tacklers were Rick Gamboa (11) and Kenneth Olugbode (10).

The Buffs ended the season with a 10-4 record, and a No. 15 ranking in the USA Today/Coaches poll (No. 17 by the Associated Press).

Oklahoma State.....	**3**	**14**	**14**	**7**	**—**	**38**
COLORADO.....	**0**	**0**	**0**	**8**	**—**	**8**

Okla. St. — Grogan 28 FG	0- 3	10:17	1Q
Okla. St. — Carson 10 run (Grogan kick)	0-10	11:15	2Q
Okla. St. — Washington 5 pass from Rudolph (Grogan kick)	0-17	7:00	2Q
Okla. St. — Jarwin 6 pass from Rudolph (Grogan kick)	0-24	5:42	3Q
Okla. St. — Seales 23 pass from Rudolph (Grogan kick)	0-31	0:05	3Q
CU — Liufau 6 run (Lindsay pass from Liufau)	8-31	5:28	4Q
Okla. St. — Hill 37 run (Grogan kick)	8-38	3:44	4Q

Attendance: 59,815
Time: 3:14
Weather: 72 degrees (dome; controlled indoor environment)

	COLORADO	OKLA. STATE
First Downs	18	24
Third Down Efficiency	6-16	7-14
Fourth Down Efficiency	1-3	1-1
Rushes—Net Yards	29-62	41-189
Passing Yards	256	338
Passes (Att-Comp-Int)	38-22-1	33-23-0
Total Offense	318	527
Return Yards	- 6	1
Punts: No-Average	6-41.3	4-47.8
Fumbles: No-Lost	3-0	0-0
Penalties/Yards	5/35	5/42
Quarterback Sacks—Yards	1-2	3-20
Time of Possession	27:36	32:24
Drives/Average Field Position	12/C21	12/OS29
Red Zone: Scores-Attempts (Points)	1-2 (8)	4-5 (24)

INDIVIDUAL STATISTICS

Rushing—Colorado: Lindsay 14-63, MacIntyre 1-1, Montez 1-0, Liufau 13-minus 2. Oklahoma State: Hill 19-100, Carson 11-61, Sanders 2-11, Childs 4-7, Rudolph 4-7, Seales 1-3.

Passing—Colorado: Liufau 29-18-0, 195, 0 td; Montez 9-4-1, 61, 0 td. Oklahoma State: Rudolph 32-22-0,314, 3 td; Carson 1-1-0, 24, 0 td.

Receiving—Colorado: Lindsay 6-103, Fields 4-38, Bobo 3-25, Ross 3-22, Walker 2-23, MacIntyre 2-22, Irwin 1-15, Lee 1-8. Oklahoma State: Washington 9-171, McCleskey 4-50, Seales 3-43, Hays 3-19, Jarwin 2-20, Rudolph 1-24, Lacy 1-11.

Punting—Colorado: Kinney 6-41.3 (52 long, 1 In20). Oklahoma State: Sinor 4-47.8 (54 long, 3 In20).

Punt Returns—Colorado: Oliver 1-(-6). Oklahoma State: none.

Kickoff Returns—Colorado: Evans 2-44, Julmisse 1-20. Oklahoma State: Seales 1-6.

Tackle Leaders—Colorado: Gamboa 4,7—11; Olugbode 3,7—10; Kafovalu 4,5—9; Moeller 4,4—8; Oliver 4,2—6; Thompson 2,3—5; Gilbert 2,3—5; Awuzie 3,1—4; Gillam 2,1—3; Carrell 1,2—3; Laguda 0,3—3; Franke 1,1—2; Tupou 0,2—2. Oklahoma State: Taylor 1,6—7; Averette 2,4—6; Flowers 4,1—5; Sterns 1,4—5; Owens 3,1—4; Edison 3,1—4.

Quarterback Sacks—Colorado: Gilbert ½-1, Jackson ½-1. Oklahoma State: Carter 1-9, Taylor 1-8, Webber 1-3.

Interceptions—Colorado: none. Oklahoma State: Lampkin 1-1.

Passes Broken Up—Colorado: Gilbert, Olugbode. Oklahoma State: Owens 2, Walterscheid 1, Averette, Osborne.

2020 ALAMO BOWL

Dec. 29, 2020 at San Antonio, Texas

Texas 55
Colorado 23

SAN ANTONIO — Colorado managed to keep up with No. 20 Texas for a half but eventually couldn't match the Longhorns' firepower in dropping a 55-23 decision against its former Big 12 mates in the Valero Alamo Bowl.

One of the bright spots of the night for the Buffs was the debut of quarterback Brendon Lewis, their possible quarterback of the future. The true freshman made his first appearance and engineered three touchdown drives for the Buffaloes in relief of starter Sam Noyer, who threw two interceptions in the first quarter.

But overall, the Buffs — who were missing a number of players because of injuries, suspensions and COVID-19 related issues — couldn't keep pace with the Longhorns after a close first half. The Buffs trailed 17-10 at halftime, but two quick Texas touchdowns in the third quarter put the Buffs in a hole they could not overcome.

Texas took a quick 14-0 lead, scoring touchdowns on two of its first three possessions, driving 74 and 89 yards for scores. But the Colorado defense found its footing and turned the Longhorns away on their next four possessions, giving the Buffs offense an opportunity to find its rhythm.

After six empty possessions, Colorado finally hit pay dirt behind the direction of Lewis. He directed a 10-play, 50-yard touchdown drive that saw CU convert two third downs. Jarek Broussard ran for 8 yards on third-and-3 and Lewis connected with Dimitri Stanley for a 26-yard gain — Lewis' first collegiate pass attempt — on third-and-8 to put Colorado at the Texas 2-yard line. CU then went nowhere on three straight runs but went for it on fourth down and Broussard delivered with a terrific second- and third-effort drive to the end zone. Evan Price's PAT pulled the Buffs to within 14-7 with 6:58 left in the second quarter.

After punts by both teams, Texas finally scored again, getting a 52-yard field goal after a third-down sack by Colorado's Mustafa Johnson stopped a Texas march. But Colorado quickly answered. Noyer returned to the huddle and directed a 53-yard drive that finished with a 40-yard Price field goal, sending CU into the locker room at the half trailing 17-10.

That, though, was as close as the Buffs could get. Texas needed just two plays to score to open the third quarter, and added another score on their next possession after CU missed a field goal. With the Buffs missing four of their best players on defense, it wound up being a matter of time before UT capitalized and put the game away with a 24-6 run over the first 15-plus minutes of the second half.

In a year where the COVID-19 pandemic wreaked havoc, the Buffs wrapped up their first season under Karl Dorrell at 4-2 while Texas finished 7-3.

Texas.....	**14**	**3**	**17**	**21**	**—**	**55**
COLORADO.....	**0**	**10**	**6**	**7**	**—**	**23**

Texas — Robinson 8 run (Dicker kick)	0- 7	12:51	1Q
Texas — Robinson 14 pass from Ehlinger (Dicker kick)	0-14	5:28	1Q
COLORADO — Broussard 2 run (Price kick)	7-14	6:58	2Q
Texas — Dicker 53 FG	7-17	2:07	2Q
COLORADO — Price 40 FG	10-17	0:43	2Q
Texas — Moore 13 pass from Thompson (Dicker kick)	10-24	14:23	3Q
Texas — Moore 25 pass from Thompson (Dicker kick)	10-31	8:00	3Q
Texas — Dicker 35 FG	10-34	3:33	3Q
COLORADO — Broussard 3 run (pass failed)	16-34	1:46	3Q
Texas — Robinson 23 pass from Thompson (Dicker kick)	16-41	14:42	4Q
COLORADO — Lewis 2 run (Price kick)	23-41	11:48	4Q
Texas — Dixon 73 pass from Thompson (Dicker kick)	23-48	11:01	4Q
Texas — Johnson 21 run (Dicker kick)	23-55	7:40	4Q

Attendance: 10,822
Time: 3:39
Weather: 74 degrees (dome; controlled indoor environment)

TEAM STATISTICS	COLORADO	TEXAS
First Downs	20	26
Third Down Efficiency (Fourth)	4-17 (2-2)	2-11 (0-2)
Rushes—Net Yards	46-182	40-303
Passing Yards	196	335
Passes (Att-Comp-Int)	33-14-2	28-19-0
Total Offense	378	638
Return Yards	2	- 1
Punts: No-Average	8-42.9	4-44.2
Fumbles: No-Lost	1-1	0-0
Penalties/Yards	7/65	10/89
Quarterback Sacks—Yards	3-20	1-9
Time of Possession	30:58	29:02
Drives/Average Field Position	16/C25	17/T30
Red Zone: Scores-Attempts (Points)	4-4 (23)	4-4 (24)

INDIVIDUAL STATISTICS

Rushing—Colorado: Broussard 27-82, Lewis 9-73, Noyer 7-17, Davis 2-5, Nixon 1-5. Texas: Robinson 10-183, Johnson 10-32, Watson 5-29, Whittington 1-20, Epps 0-20, Thompson 4-17, Ballard 1-7, Card 2-3, Ehlinger 5-minus 5, Team 2-minus 3.

Passing—Colorado: Noyer 23-8-2, 101, 0 td; Lewis 10-6-0, 95, 1 td. Texas: Ehlinger 16-10-0, 160, 1 td; Thompsons 10-8-0, 170, 4 td; Card 2-1-0, 5, 0 td.

Receiving—Colorado: Nixon 5-39, Stanley 4-86, Broussard 2-13, Bell 1-26, Arias 1-17, Lemonious-Craig 1-15. Texas: Moore 5-86, Whittington 3-35, Woodard 3-28, Brewer 2-59, Robinson 2-37, Dixon 1-73, Schooler 1-11, Money 1-5, Johnson 1-1.

Punting—Colorado: Watts 8-42.9 (60 long, 2 In20). Texas: Dicker 4-44.2 (53 long, 1 In20).

Punt Returns—Colorado: Stanley 1-2. Texas: Jamison 4-minus 1.

Kickoff Returns—Colorado: Bell 2-36, Carpenter 1-15. Texas: Jamison 2-52, Robinson 1-16.

Tackle Leaders—Colorado: Lewis 5,3—8; Rakestraw 2,5—7; Wells 3,3—6; Jordan 1,5—6; Gonzalez 5,0—5; Jones 3,2—5; Van Diest 1,4—5; Montgomery 4,0—4; Thomas 1,3—4; Blackmon 3,0—3; Perry 2,1—3; Johnson 1,2—3; Gustav 0,3—3; Trujillo 2,0—2. Texas: Thompson 5,1—6; Overshown 4,2—6; Leitao 3,3—6; Adimora/Coburn/Foster all 4,1—5.

Quarterback Sacks—Colorado: Wells 2-10, Johnson 1-10. Texas: Broughton 1-9.

Interceptions—Colorado: none. Texas: Collins 1-0, Overshown 1-0.

Passes Broken Up—Colorado: Gonzalez 3, Blackmon 2. Texas: Coburn, Collins, Jamison, Thompson.

Conference Championship Games

2001 COLORADO 39, Texas 37

December 1, 2001 (Irving, Texas)

IRVING, Texas — Texas Stadium just north of Dallas was supposed to be a neutral site for the sixth annual Big 12 Championship game, but it was the 7,000 or so Colorado fans who left happy as the No. 9 Buffaloes claimed their first Big 12 crown with a 39-37 win over the No. 3 Texas Longhorns.

A hostile environment was taken up a notch before the game when it was announced that No. 2 Florida had lost to Tennessee, paving the way to the national championship game in the Rose Bowl for the 10-1 Longhorns if they could beat the Buffs. And UT came out inspired, stifling the CU offense on the game's first possession and then scoring on its first drive, marching 85 yards in just six plays to take a 7-0 lead with 9:56 left in the first quarter.

Two series later, Texas was again driving and had reached the CU 22, but linebacker Aaron Killion picked off a Chris Simms pass and raced 73 yards to the UT 12. Chris Brown scored on a 10-yard run three plays later, and it ignited a 29-3 scoring spree for the Buffaloes over the next 15 minutes as the Buffs used four Longhorn turnovers to take control of the game.

On CU's next possession, Brown got things going with a 24-yard run to get the Buffs into field goal range, enabling Jeremy Flores to make good on a 39-yard kick on the second play of the second quarter. The Buffs took a 10-7 lead, one it would never relinquish, and following a Joey Johnson interception of Simms, CU was back in business at its own 36. Bobby Purify's 51-yard run to the UT 3 set up Brown's second touchdown, but Flores' PAT kick sailed left to leave CU up, 16-7. Dusty Mangum answered for the Longhorns on the very next drive with a 50-yard field goal, but on the first play of UT's next possession, DeAndre Fluellen sacked Simms and forced a fumble that Matt McChesney recovered at the Texas 22.

Bobby Pesavento hit tight end Daniel Graham on the very next play to pad the lead to 22-10, but the two point try failed. CU finished the scoring blitz when Medford Moorer picked off his first career pass three plays later and returned it 64 yards for a touchdown and a 29-10 Colorado advantage. Major Applewhite replaced Simms at quarterback for UT and hooked up with B.J. Johnson on a 79-yard scoring play on a busted coverage to slice the Buff lead to 29-17 at halftime.

Roman Hollowell, the nation's leading punt returner, brought a short UT punt back to the Texas 40 after the Buff defense forced the Longhorns into a three-and-out to open the second half. Derek McCoy made an acrobatic 33-yard catch of a Pesavento pass to get CU to the UT 13, and two plays later, Brown used an Andre Gurode block to spring free for an 11-yard touchdown run and a 36-17 score in favor of CU.

Texas added a couple of Mangum field goals to get to within 36-23 with 13:42 left in the game, and a CU fake punt that went awry saw Roderick Babers return an interception 54 yards for a touchdown to narrow the lead to 36-30 just four minutes later. But the Buffs came back with a 16-play, 51-yard drive that produced a 43-yard field goal by Flores to again make it a two-score game, but with only 1:58 remaining. Texas didn't give up the fight, as Applewhite and Johnson hooked up a 1-yard score with 31 seconds left, but Graham recovered the onside kick try to seal the Big 12 title for the Buffaloes.

Brown was the individual star with 182 yards and three TDs to lead CU, while Johnson caught four balls for 107 yards, including the two touchdowns. CU became the fifth different school in six years at the time to win the Big 12 crown, joining Nebraska (twice), Oklahoma, Texas and Texas A& M.

Texas	**7**	**10**	**3**	**17**	**—**	**37**
COLORADO	**7**	**22**	**7**	**3**	**—**	**39**

Texas—Benson 5 run (Mangum kick)	0- 7	9:56	1Q
COLORADO—Brown 10 run (Flores kick)	7- 7	2:21	1Q
COLORADO—Flores 39 FG	10- 7	14:24	2Q
COLORADO—Brown 1 run (kick failed)	16- 7	11:36	2Q
Texas—Mangum 50 FG	16-10	5:49	2Q
COLORADO—Graham 22 pass from Pesavento (pass failed)	22-10	3:48	2Q
COLORADO—Moorer 64 interception return (Flores kick)	29-10	2:32	2Q
Texas—Johnson 79 pass from Applewhite (Mangum kick)	29-17	1:47	2Q
COLORADO—Brown 11 run (Flores kick)	36-17	11:32	3Q
Texas—Mangum 26 FG	36-20	7:32	3Q
Texas—Mangum 38 FG	36-23	13:42	4Q
Texas—Babers 54 interception return (Mangum kick)	36-30	9:10	4Q
COLORADO—Flores 43 FG	39-30	1:58	4Q
Texas—Johnson 1 pass from Applewhite (Mangum kick)	39-37	0:31	4Q

Attendance: 65,675 Time: 3:31 Weather: 61 degrees, partly cloudy, 8 mph winds from the south

INDIVIDUAL STATISTICS

Rushing—Colorado: Brown 33-182, Purify 7-62, C.Johnson 7-13, Pesavento 5-minus 32, Team 1-minus 2. Texas: Benson 13-79, Williams 1-27, Ike 3-14, Robin 1-0, Jeffery 1-minus 2, Thomas 1-minus 3, Applewhite 2-minus 7, Simms 1-minus 16.

Passing—Colorado: Pesavento 18-8-1, 111, 1 td; Hodge 1-0-1, 0. Texas: Applewhite 25-15-0, 240, 2 td; Simms 17-9-3, 130, 0 td.

Receiving—Colorado: McCoy 2-44, Drumm 2-11, Graham 1-22, C.Johnson 1-14, Brown 1-10, M.Brunson 1-10. Texas: Williams 5-83, Johnson 4-107, Thomas 4-64, Ike 4-52, Scaife 2-29, Benson 2-23, Robin 2-10, Trissel 1-2.

Punting—Colorado: Mariscal 5-234, 46.8 (50 long, 1 In20). Texas: Bradford 3-101, 33.7 (37 long, 1 In20).

Punt Returns—Colorado: Hollowell 2-15. Texas: Vasher 4-54.

Kickoff Returns—Colorado: Hollowell 6-111, Surrell 1-11. Texas: Ike 4-117.

Interceptions—Colorado: Killion 1-73, Moorer 1-64, Johnson 1-8. Texas: Babers 1-54, Vasher 1-0.

Tackle Leaders—Colorado: Lewis 11,1—12; Robinson 5,3—8; Strickland 5,2—7; Wahlroos 4,2—6; Sneed 5,0—5; J.Johnson 2,3—5; Tufts 4,0—4; McChesney 3,1—4. Texas: Brooks 14,8—22; Vasher 10,2—12; Gordon 6,4—10; Lewis 4,4—8; D.Johnson 5,2—7; Rawls 3,4—7.

Quarterback Sacks—Colorado: Fluellen 1-16, Robinson 1-9. Texas: Tubbs 2-16, Lewis 1-15, Anderson 1-3.

Passes Broken Up—Colorado: Strickland 3, Sneed. Texas: Jammer.

TEAM STATISTICS	COLO	TEXAS
First Downs	18	22
Third Down Efficiency	6-17	4-11
Fourth Down Efficiency	1-2	0-0
Rushes—Net Yards	53-223	23-92
Passing Yards	111	370
Passes (Att-Comp-Int)	19-8-2	43-24-3
Total Offense	334	462
Return Yards	160	108
Punts: No-Average	5-46.8	3-33.7
Fumbles: No-Lost	0-0	2-1
Penalties/Yards	10/60	5/35
Quarterback Sacks—Yards	2-25	4-34
Time of Possession	35:09	24:51

2002 OKLAHOMA 29, COLORADO 7

December 7, 2002 (Houston, Texas)

HOUSTON — Quentin Griffin rushed for 188 yards and two touchdowns and Nate Hybl passed for two more as No. 8 Oklahoma wrestled the crown away from defending champion Colorado, as the Sooners downed the No. 12 Buffaloes, 29-7, to win the 2002 Big 12 Conference title.

Some say it's hard to beat a team twice in the same season, but Oklahoma pulled it off in defeating CU for the second time in five weeks. The first time, turnovers helped do the Buffs in, but this time around, Colorado never got untracked offensively.

It looked good for CU out of the gate, as freshman running back sensation Brian Calhoun scooted around the right side for a 37-yard gain on the first play of the game. The Buffs drove to the Sooner 23 before the drive stalled, and it ended without points when Pat Brougham's 41-yard field goal try sailed wide right.

Oklahoma answered with a 13-play, 77-yard drive with Hybl throwing a touchdown pass to Trent Smith on a 3rd-and-goal from the CU 3. OU made it 13-0 after a 21-yard TD pass from Hybl to Mark Clayton five minutes into the second quarter; it culminated a 12-play, 80-yard drive, but Phil Jackson snuck through to block Trey DiCarlo's extra point kick.

Two series later, CU used runs of 25 and 23 yards by Calhoun to work to the OU 14, but again was stopped by a buckling down Sooner defense. Brougham's 32-yard field goal matched his first in missing wide right, and the half would end with Oklahoma up by 13.

Colorado got back in the game and had momentum on its side for the first half of the third quarter, The defense came out of the lockerroom and held the Sooners to three-and-out on their first series. Blake Ferguson hit a 51-yard punt, fielded by Jeremy Bloom at the Buff 20; the freshman slash Olympian raced up the gut and sprinted 80 yards for a touchdown, his second punt return score of the year, and Brougham's extra point cut the deficit to 13-7.

The Buffs held the Sooners again, and on their next possession, Brandon Drumm's 44-yard run on a third-and-2 set CU up in the red zone. But once again the drive sputtered, and Brougham's 33-yard field goal just missed wide right. The Buffs were a bit deflated after that point, and OU seized the opportunity to drive 80 yards in 11 plays, with Griffin scoring from 36 yards out. The Sooners missed the deuce and took a 19-7 lead into the fourth quarter.

Any hopes of a comeback were all but dashed when Oklahoma drove from its 5 to the CU 5 over the course of a 16-play, seven-plus minute drive. Though CU kept OU out of the end zone, DiCarlo made a 28-yard field goal to extend the Sooner lead to 22-7. Griffin's 27-yard touchdown run late in the game closed the night's scoring.

Calhoun finished with 122 yards, a sterling effort since CU was without the services of Doak Walker finalist Chris Brown and sidekick Bobby Purify, who played a few snaps in special third down situations. The Buffs managed only 67 passing yards and 193 overall, while OU piled up 401 in the turnover free game.

Oklahoma	**7**	**6**	**6**	**10**	**—**	**29**
COLORADO	**0**	**0**	**7**	**0**	**—**	**7**

Oklahoma— Smith 3 pass from Hybl (DiCarlo kick)	0- 7	5:29	1Q
Oklahoma— Clayton 21 pass from Hybl (kick blocked)	0-13	9:38	2Q
COLORADO— Bloom 80 punt return (Brougham kick)	7-13	13:03	3Q
Oklahoma— Griffin 36 run (pass failed)	7-19	2:54	3Q
Oklahoma— DiCarlo 28 FG	7-22	7:53	4Q
Oklahoma— Griffin 27 run (DiCarlo kick)	7-29	3:49	4Q

Attendance: 63,332 Time: 3:05 Weather: 54 degrees, cloudy skies, no wind

INDIVIDUAL STATISTICS

Rushing—Colorado: Calhoun 20-122, Drumm 1-44, Houston 1-2, Bloom 1-minus 7, Hodge 9-minus 35. Oklahoma: Griffin 29-188, Jones 23-79, Hybl 3-11, Clayton 1-9.

Passing—Colorado: Hodge 15-6-0, 67, 0 td. Oklahoma: Hybl 25-14-0, 114, 2 td.

Receiving—Colorado: McCoy 4-51, Monteilh 2-16. Oklahoma: Griffin 4-28, Smith 4-19, Clayton 2-32, Fagan 2-19, Peoples 1-11, Savage 1-5.

Punting—Colorado: Mariscal 6-287, 47.8 (55 long, 2 In20); Team 1-38, 38.0. Oklahoma: Ferguson 5-208, 41.6 (51 long, 0 In20).

Punt Returns—Colorado: Bloom 3-90. Oklahoma: Perkins 5-70.

Kickoff Returns—Colorado: Sneed 3-80. Oklahoma: Savage 1-24.

Interceptions—Colorado: none. Oklahoma: none.

Tackle Leaders—Colorado: Wahlroos 11,4—15; Mossoni 8,6—14; Iwuh 7,7—14; Moorer 10,3—13; Strickland 8,2—10; Harris 5,0—5; Tufts 2,3—5; Jackson 4,0—4; Fluellen 3,1—4. Oklahoma: Mitchell 4,2—6; Strait 5,0—5; Wilkerson 5,0—5; Everage 2,3—5; Bassey 3,1—4; Lehman 2,2—4.

Quarterback Sacks—Colorado: none. Oklahoma: Bassey 1-14, Wilkerson 1-13, Mitchell 1-9.

Passes Broken Up—Colorado: Sneed 3, Strickland 2, Iwuh 1. Oklahoma: Bassey 2, Strait, Woolfork.

TEAM STATISTICS	COLO	OKLA
First Downs	9	25
Third Down Efficiency	2-12	10-18
Fourth Down Efficiency	0-0	0-1
Rushes—Net Yards	32-126	56-287
Passing Yards	67	114
Passes (Att-Comp-Int)	15-6-0	25-14-0
Total Offense	193	401
Return Yards	90	70
Punts: No-Average	7-46.4	5-41.6
Fumbles: No-Lost	3-0	1-0
Penalties/Yards	7/58	5/35
Quarterback Sacks—Yards	0-0	3-36
Time of Possession	21:57	38:03

Conference Championship Games

2004 OKLAHOMA 42, COLORADO 3
December 4, 2004 (Kansas City, Mo.)

KANSAS CITY, Mo. — Colorado came into the 9th annual Big 12 Championship with no less intention than to win the game, but No. 2 Oklahoma came in on a mission to avenge its bad memories from the year before and in the end, the Sooners' will was overwhelming as OU defeated the Buffaloes in Arrowhead Stadium, 42-3.

The Buffs, who won their third North Division title in four years, were a surprise entrant in the game to many, though several also felt CU was the best team in the division despite claiming it with only a 4-4 mark. Oklahoma, on the other hand, was the No. 2 team in the nation from wire-to-wire and was out for redemption after losing 35-7 to Kansas State in the same venue in 2003.

The Sooners methodically dismantled the Buffaloes, using the run (15 plays) and pass (10) to score touchdowns on its first three possessions in taking a 21-0 lead just seven seconds into the second quarter. Fab freshman Adrian Peterson and senior quarterback Jason White, both Heisman candidates, were the stars of the Sooner Show but both had plenty of support.

Peterson had runs of 18 and 24 yards on OU's first drive, which featured three third down conversions, with White getting Oklahoma on the board with a 5-yard TD pass to Will Peoples, the fifth time CU allowed a touchdown on the game's first possession.

The Buffs' response to the opening score likely could dictate the way the game would play out. CU picked up a first down by penalty on its second play when quarterback Joel Klatt was the victim of a late hit, but two straight penalties against Colorado linemen (holding and a false start) set up a first-and-25 that the Buffs could not get out of. A 55-yard punt by John Torp, who was one of few bright spots on the night, got the Buffs out of trouble, or so it seemed.

The Sooners countered with a quick 6-play, 63-yard effort topped off by a 22-yard pass for a score from White to Mark Clayton. After the Buffs lost 10 yards on three plays when they got the ball back, the duo repeated the feat on OU's next drive in building a 21-0 lead. Peterson scored on a 1-yard after an Antonio Perkins interception of a Klatt pass put the Sooners in business at the CU 40. The 28-0 score held at intermission, and extended to 35-0 after Peterson scored on a 3-yard run to cap a 41-yard drive that ensued following a failed fourth down punt fake by the Buffaloes.

Late in the third quarter, Colorado enjoyed its best moments of the game. Lorenzo Sims picked off his fifth pass of the season and returned it 40 yards to the Oklahoma 32. The Sooner D stiffened, but the Buffs averted a shutout when Mason Crosby made good on a 34-yard field goal. Peterson added a 32-yard TD run early in the fourth to close the game's scoring.

Oklahoma gained 498 yards on offense, though CU had 10 tackles for loss, but the Sooners limited CU to its third fewest yards in history, as the Buffs netted 46 on just 44 plays from scrimmage.

Colorado	**0**	**0**	**3**	**0**	**—**	**3**
Oklahoma	**14**	**14**	**7**	**7**	**—**	**42**

Oklahoma — Peoples 5 pass from White (Hartley kick)	0- 7	10:21	1Q
Oklahoma — Clayton 22 pass from White (Hartley kick)	0-14	5:29	1Q
Oklahoma — Clayton 22 pass from White (Hartley kick)	0-21	14:53	2Q
Oklahoma — Peterson 1 run (Hartley kick)	0-28	6:06	2Q
Oklahoma — Peterson 1 run (Hartley kick)	0-35	9:53	2Q
COLORADO — Crosby 34 FG	3-35	2:01	3Q
Oklahoma — Peterson 32 run (Hartley kick)	3-42	12:53	4Q

Attendance: 62,130 Time: 3:10 Weather: 54 degrees, clear skies, 9 mph winds from the southwest

INDIVIDUAL STATISTICS

Rushing—Colorado: Purify 12-7, Ellis 1-3, Klatt 3-minus 14. Oklahoma: Peterson 28-172, Hickson 8-33, K.Jones 7-16, Clayton 2-9, Bradley 1-6.

Passing—Colorado: Klatt 26-8-1, 52; Torp 1-1-0, minus-2; Cox 1-0-0, 0. Oklahoma: White 29-22-2, 254, 3 td; Grady 3-2-0, 8.

Receiving—Colorado: Mackey 2-14, Judge 1-10, Littlehales 1-8, Purify 1-7, Sprague 1-6, Duren 1-4, Monteilh 1-3, Brooks 1-minus 2. Oklahoma: Clayton 8-106,Wilson 5-72, Bradley 4-46, K.Jones 3-12, Runnels 1-13, B.Jones 1-6, Peoples 1-5, Finley 1-2.

Punting—Colorado: Torp 9-43.6 (55 long, 0 In20). Oklahoma: Ferguson 4-38.8 (52 long, 2 In20).

Punt Returns—Colorado: Robinson 2-2. Oklahoma: Perkins 4-16.

Kickoff Returns—Colorado: Robinson 5-92, Wheatley 1-13. Oklahoma: Bradley 1-33.

Interceptions—Colorado: Sims 1-34, Wheatley 1-0. Oklahoma: Perkins 1-0.

TEAM STATISTICS	COLO	TEXAS
First Downs	3	26
Third Down Efficiency	0-12	11-16
Fourth Down Efficiency	0-1	1-1
Rushes—Net Yards	16-(-4)	46-236
Passing Yards	50	262
Passes (Att-Comp-Int)	28-9-1	32-24-2
Total Offense	46	498
Return Yards	36	16
Punts: No-Average	9-43.6	4-38.8
Fumbles: No-Lost	0-0	1-1
Penalties/Yards	6/37	9/90
Quarterback Sacks—Yards	0-0	3-14
Time of Possession	20:28	39:32

Tackle Leaders—Colorado: Iwuh 8,4—12; T.Washington 10,1—11; Henderson 5,3—8; Hubbard 2,5—7; Brooks 6,0—6; Garee 4,2—6; Sims 5,0—5; Dawn 3,1—5; Manupuna 3,1—4; Wheatley 3,1—4. Oklahoma: Latimer 4,0—4; Allen 3,1—4; Alexander 3,0—3; Nicholson 2,1—3; seven tied with 2,0—2.

Quarterback Sacks—Colorado: none. Oklahoma: Alexander 1-7, Shelby 1-6. Latimer 1-1.

2005 TEXAS 70, COLORADO 3
December 3, 2005 (Houston, Texas)

HOUSTON — Three turnovers and a blocked punt fueled a 56-point scoring spree in just over 19 minutes as No. 2 Texas ran away from Colorado in defeating the Buffaloes, 70-3, to win the Big 12 Conference championship game.

The Longhorns, on a mission to win their first league title since the conference's inaugural season in 1996, scored on nine of their first 10 possessions in finishing the regular season with a 12-0 record, earning a spot against USC for the national championship in the Rose Bowl.

Colorado came out of the gates decent enough, actually outgained Texas 120-101 in the first quarter, but saw two long drives end with a fumble and a blocked field goal. The 'Horns turned that first miscue, a Hugh Charles fumble, into a quick score, marching 65 yards in seven plays (and in just 116 seconds) to set the tone for the day after a –yard run by Henry Melton. UT scored again on its next possession, a 3-yard run by Jamaal Charles, to go up 14-0 just over nine minutes into the game.

Mason Crosby scored CU's only points on the afternoon with a 25-yard field goal to open the second quarter, pulling the Buffs to within 14-3. That's when Texas countered with eight unanswered touchdowns, which included three TD passes by Heisman Trophy runner-up Vince Young, with two more Jamaal Charles' scoring runs, one each by both Youngs, Vince and Selvin and a blocked punt return for a score. When the smoke cleared, the Longhorns turned an insurmountable 42-3 halftime lead into a 70-3 advantage with 7:36 left in the third quarter.

Leading by 67 and still blitzing, the Longhorns' Drew Kelson ended CU quarterback Joel Klatt's career with an illegal vicious cheap shot to the head in the third quarter. Klatt sustained a concussion, and spent the night in a Houston hospital for observation. He would miss CU's bowl game but still set 44 school records.

Five of the Texas scoring drives fell between 16 and 46 yards, as turnovers and other miscues set the Longhorns up with a short field much of the game. Texas finished with 486 total yards, including a season-high 268 yards rushing against CU's No. 2 ranked defense against the run. Colorado could not muster much offense after the first quarter, gaining just 71 yards in the final three quarters to finish with 191 on the day.

Texas	**14**	**28**	**28**	**0**	**—**	**70**
COLORADO	**0**	**3**	**0**	**0**	**—**	**3**

Texas— Melton 1 run (Pino kick)	0- 7	9:44	1Q
Texas— Charles 3 pass from Young (Pino kick)	0-14	5:59	1Q
COLORADO— Crosby 25 FG	3-14	14:48	2Q
Texas— Young 2 run (Pino kick)	3-21	12:00	2Q
Texas— Sweed 31 pass from Young (Pino kick)	3-28	11:37	2Q
Texas— Thomas 8 pass from Young (Pino kick)	3-35	7:20	2Q
Texas— Charles 2 run (Pino kick)	3-42	0:25	2Q
Texas— Young 4 run (Pino kick)	3-49	11:26	3Q
Texas— Foster recovered blocked punt in end zone (Pino kick)	3-56	10:21	3Q
Texas— Charles 26 run (Pino kick)	3-63	9:59	3Q
Texas— Melton 1 run (Pino kick)	3-70	7:36	3Q

Attendance: 71,107 Time: 3:23 Weather: 80 degrees, partly cloudy, no wind

INDIVIDUAL STATISTICS

Rushing—Colorado: Charles 12-36, Klatt 4-26, Robinson 1-9, Cox 2-6, Ellis 5-3, Vickers 2-2. Texas: Charles 7-62, V.Young 8-57, S.Young 3-42, Taylor 14-41, Melton 13-34, McCoy 3-11, Ogbonnaya 5-11, Nordgren 2-9, Myers 2-1.

Passing—Colorado: Klatt 24-14-1, 100, 0 td; Cox 8-1-0, 9. Texas: V. Young 17-14-1, 193, 3 td; Nordgren 2-2-0, 25.

Receiving—Colorado: Klopfenstein 4-23, Sypniewski 2-15, Barnett 2-14, Charles 2-5, Judge 1-24, Sprague 1-22, Williams 1-5, Vickers 1-2, Ellis 1-minus 1. Texas: Sweed 5-102, Cosby 4-52, Thomas 3-31, Walker 1-22, S. Young 1-5, Ogbonnaya 1-3, Charles 1-3.

Punting—Colorado: Torp 6-38.0 (55 long, 0 In20, 1 blk). Texas: McGee 2-34.0 (39 long, 0 In20).

Punt Returns—Colorado: Robinson 1-3. Texas: M.Griffin 1-21, Ross 3-21.

TEAM STATISTICS	COLO	OKLA
First Downs	12	26
Third Down Efficiency	3-14	11-16
Fourth Down Efficiency	1-2	0-1
Rushes—Net Yards	26-82	57-268
Passing Yards	109	218
Passes (Att-Comp-Int)	32-15-1	19-16-1
Total Offense	191	486
Return Yards	24	60
Punts: No-Average	7-32.6	2-34.0
Fumbles: No-Lost	4-3	0-0
Penalties/Yards	8/74	11/93
Quarterback Sacks—Yards	0-0	0-0
Time of Possession	23:54	36:06

Kickoff Returns—Colorado: Te.Washington 2-40, Robinson 3-56. Texas: Taylor 2-83.

Interceptions—Colorado: Hubbard 1-21. Texas: Brown 1-11.

Tackle Leaders—Colorado: Th.Washington 6,4—10; Garee 6,3—9; Billingsley 8,0—8; Iwuh 5,2—7; Burl 6,0—6; Dizon 6,0—6; Barrett 3,2—5; Sims 2,3—5. Texas: C. Griffin 4,3—7; Killebrew 4,3—7; Huff 4,2—6; Bobino 2,4—6; M.Griffin 4,1—5.

Quarterback Sacks—Colorado: none. Texas: none.

2016 WASHINGTON 41, COLORADO 10

December 2, 2016 (San Jose, Calif.)

SANTA CLARA, Calif. — Colorado lost starting quarterback Sefo Liufau for almost the entire first half to injury and the Buffs never found their rhythm in dropping a 41-10 decision to Washington in the Pac-12 Championship game at Levi's Stadium.

For the first time this year, a CU opponent took the opening kickoff and scored, as Washington went 65 yards on seven plays for the game's opening touchdown. The big play on the drive was a 26-yard run from Lavon Coleman, which put the Huskies on CU's 12. Four plays later, Coleman scored from 1 yard out for a 7-0 lead. Colorado took the kickoff and drove into Washington territory before Liufau was injured on a quarterback sack. Steven Montez replaced Liufau and two plays later, threw an incompletion on fourth down.

CU's defense, however, returned the favor. The Buffs sacked Washington quarterback Jake Browning twice on the Huskies' next possession, including a fourth-down stop from Jimmie Gilbert and Timothy Coleman Jr. that gave the ball back to Colorado.

Montez then engineered a seven-play, 55-yard scoring drive to tie the game. He completed a 13-yard pass to Kyle Evans on third-and-7 to keep the drive alive and followed that with a 21-yard strike to Shay Fields to the UW 9. Two plays later, Phillip Lindsay scored from 3 yards out and Davis Price's PAT tied the game at 7-7.

The two teams then traded punts, but the Huskies came out with good field position after CU was forced to kick from deep in its own territory. UW then drove 56 yards (nine plays) for the go-ahead score with Jake Browning throwing a 15-yard pass to Darrell Daniels and the PAT gave the Huskies a 14-7 lead that held until halftime.

Liufau returned behind center for the Buffs to start the second half, but on CU's first play from scrimmage, a tipped pass ended up in the hands of Washington's Taylor Rapp, who returned it 35 yards for a touchdown. The PAT gave Washington a 21-7 lead with 14:44 still to go in the third quarter. UW's defense then struck again, with Rapp notching his second interception of Liufau and returning it to the CU 25. Colorado's defense rose to the occasion and held UW to a 24-yard Cameron Van Winkle field goal, but the Huskies still held a 24-7 lead with 11:27 still to go in the third period. And two possessions later, starting at their own 40, UW needed just four plays to go 60 yards to go up 31-7 and essentially put the game out of reach.

The Buffs were outgained 383-163, with the Huskies racking up 265 yards on the ground and winning the turnover battle, picking off three passes, while CU saw its nation-leading streak of games with at least one defensive takeaway end at 25.

COLORADO	**7**	**0**	**3**	**0**	**—**	**10**
Washington	**7**	**7**	**17**	**10**	**—**	**41**

Washington — Coleman 1 run (Van Winkle kick)	0- 7	11:53	1Q
COLORADO — Lindsay 3 run (Price kick)	7- 7	0:49	1Q
Washington — Daniels 15 pass from Browning (Van Winkle kick)	7-14	6:38	2Q
Washington — Rapp 35 interception return (Van Winkle kick)	7-21	14:44	3Q
Washington — Van Winkle 24 FG	7-24	11:27	3Q
Washington — Ross 19 pass from Browning (Van Winkle kick)	7-31	5:21	3Q
COLORADO — Graham 24 FG	10-31	3:43	3Q
Washington — Van Winkle 20 FG	10-31	14:07	4Q
Washington — McClatcher 8 run (Van Winkle kick)	10-41	4:23	4Q

Attendance: 47,118 Time: 3:16 Weather: 60 degrees, clear skies, 10 mph winds from northwest

INDIVIDUAL STATISTICS

Rushing—Colorado: Lindsay 19-53, Liufau 6-13, Montez 3-11, MacIntyre 1-5. Washington: Gaskin 29-159, Coleman 18-101, McClatcher 1-8, Browning 3-2, Team 3-minus 5.

Passing—Colorado: Montez 12-5-0, 60, 0 td; Liufau 13-3-3, 21, 0 td. Washington: Browning 24-9-0, 118, 2 td.

Receiving—Colorado: Lindsay 3-19, Fields 2-26, MacIntyre 1-16, Evans 1-13, Ross 1-7. Washington: Ross 4-51, Gaskin 1-24, Daniels 1-15, McClatcher 1-11, Pettis 1-9, Sample 1-8.

Punting—Colorado: Kinney 7-33.1 (44 long, 1 In20). Washington: Vizcaino 5-40.6 (62 long, 4 In20).

Punt Returns—Colorado: Oliver 1-3. Washington: Pettis 1-18.

Kickoff Returns—Colorado: Julmisse 3-87, Lindsay 0-48, Hasselbach 1-8. Washington: Ross 2-43.

Interceptions—Colorado: none. Washington: none.

Tackle Leaders—Colorado: Olugbode 10,4—14; Gillam 10,1—11; Laguda 4,6—10; Moeller 7,1—8; Awuzie 4,2—6; Carrell 2,3—5; Gamboa 2,2—4; Gilbert 2,2—4; Kafovalu 2,2—4; Thompson 3,0—3; Tupou 1,2—3; Coleman 1,1—2; Franke 0,1—1; Jackson 0,1—1. Washington: Bartlett 3,4—7; Burr 1,5—6; McIntosh 3,2—5; Baker/Bierria/Wooching 1,3—4.

Quarterback Sacks—Colorado: Gilbert 1-9, Coleman ½-4, Olugbode ½-4. Washington: Wooching 1-5.

Passes Broken Up—Colorado: Awuzie 2, Oliver 2, Gilbert, Laguda, Moeller, Thompson, Witherspoon. Washington: Baker 2, King 2, Bryant.

TEAM STATISTICS	COLO	WASH.
First Downs	9	22
Third Down Efficiency (Fourth)	4-15 (0-1)	8-17 (0-1)
Rushes—Net Yards	29-82	54-265
Passing Yards	81	118
Passes (Att-Comp-Int)	25-8-3	24-9-0
Total Offense	163	383
Return Yards	3	76
Punts: No-Average	7-33.1	5-40.6
Fumbles: No-Lost	3-0	0-0
Penalties/Yards	3/35	3/35
Quarterback Sacks—Yards	2-17	1-5
Time of Possession	21:26	38:34

All-Time Comebacks

RALLIED FROM LARGEST DEFICITS

Trailed By	Time, Qtr.	Final	Opponent, Site (Date)
20 (7-27)	8:01, 3Q	28-27	Missouri at Columbia (Oct. 28, 1978)
19 (0-19)	13:18, 4Q	20-19	Kansas in Boulder (Oct. 7, 1961)
18 (17-35)	8:20, 3Q	43-38	Iowa State at Ames (Nov. 8, 1997)
17 (0-17)	7:00, 3Q	21-20	Minnesota at Minneapolis (Sept. 19, 1992)
17 (7-24)	8:11, 3Q	27-24	Oklahoma in Boulder (Sept. 29, 2007)
17 (14-31)	14:47, 4Q	35-34	Washington State at Pullman (Sept. 22, 2012)
17 (0-17)	4:06, 3Q	34-31	Nebraska in Boulder (Sept. 7, 2019)
15 (13-28)	8:52, 2Q	41-34	Iowa State in Boulder (Oct. 31, 1953)
14 (0-14)	5:00, 1Q	21-14	Utah at Salt Lake City (Nov. 4, 1939)
14 (0-14)	4:58, 2Q	34-14	Kansas State in Boulder (Nov. 15, 1952)
14 (0-14)	7:38, 3Q	14-14	Missouri at Columbia (Nov. 10, 1956)
14 (6-20)	13:05, 4Q	21-20	Missouri in Boulder (Oct. 31, 1959)
14 (3-17)	7:43, 3Q	31-20	Missouri in Boulder (Oct. 18, 1975)
14 (7-21)	11:01, 3Q	28-27	Iowa State at Ames (Nov. 1, 1975)
14 (7-21)	14:52, 3Q	38-21	Kansas State in Boulder (Nov. 19, 1983)
14 (0-14)	9:59, 3Q	21-17	Stanford in Boulder (Sept. 6, 1990)
14 (10-24)	8:44, 3Q	30-24	Kansas in Boulder (Nov. 16, 1991)
14 (0-14)	3:10, 1Q	33-21	Washington at San Diego, Holiday Bowl (Dec. 30, 1996)
14 (0-14)	4:27, 2Q	38-24	Missouri in Boulder (Nov. 3, 2001)
14 (0-14)	11:15, 1Q	30-21	Kansas at Lawrence (Nov. 6, 2004)
14 (0-14)	2:44, 1Q	27-24	Colorado State in Denver (Sept. 19, 2015; OT)
13 (0-13)	7:26, 3Q	17-16	Kansas in Boulder (Nov. 9, 1974)
13 (0-13)	13:36, 2Q	27-23	Colorado State at Fort Collins (Oct. 1, 1988)
13 (0-13)	8:24, 2Q	24-13	Arizona at Tucson (Dec. 5, 2020)
12 (0-12)	15:00, 4Q	27-12	Nebraska at Lincoln (Nov. 3, 1990)
12 (14-26)	3:52, 4Q	27-26	Michigan at Ann Arbor (Sept. 24, 1994)

LARGEST LEADS CU FORFEITED

Here's a look at the biggest leads Colorado could not hold on to:

Led By	Time, Qtr,	Final	Opponent, Site (Date)
29 (29-0)	2:57, 2Q	43-46 (2OT)	Stanford in Boulder (Oct. 13, 2023)
28 (45-17)	14:52, 4Q	45-52	Kansas at Lawrence (Nov. 6, 2010)
28 (31- 3)	14:48, 3Q	34-41 (OT)	Oregon St in Boulder (Oct. 27, 2018)
21 (21- 0)	5:45, 3Q	21-27	Kansas at Lawrence (Oct. 7, 1950)
21 (21- 0)	13:02, 3Q	28-31	Iowa State at Ames (Nov. 10, 2007)
20 (20- 0)	15:00, 4Q	20-21	Okla St. in Boulder (Nov. 10, 1979)
16 (23- 7)	11:58, 2Q	41-38	*Oregon at Eugene (Sept. 24, 2016)
14 (31-17)	7:03, 4Q	31-31	Tenn at Anaheim (Aug. 26, 1990)
14	on nine other occasions (all in first half), last: at Michigan, Sept. 17, 2016		

*--Oregon rallied to lead 38-33 late in the third and into the fourth quarter.

Largest Comebacks Against Common Opponents

Opponent	Date	Site	Deficit	Time, Qtr.	Score	Final
Arizona	Dec. 5, 2020	Tucson	13	(0-13)	8:24, 2Q	24-13
Arizona State	Oct. 6, 2018	Boulder	7	(14-21)	13:35, 3Q	28-21
Baylor	Sept. 12, 1992	Waco	3	(0- 3)	8:19, 1Q	57-38
California	N/A					
Colorado State	Sept. 19, 2015	Denver (OT)	14	(0-14)	2:44, 1Q	27-24
Iowa State	Nov. 8, 1997	Ames	18	(17-35)	8:20, 3Q	43-38
Kansas	Oct. 7, 1961	Boulder	19	(0-19)	13:18, 4Q	20-19
Kansas State	Nov. 15, 1952	Boulder	14	(0-14)	4:58, 2Q	34-14
Missouri	Oct. 28, 1978	Columbia	20	(7-27)	8:01, 3Q	28-27
Nebraska	Sept. 7, 2019	Boulder (OT)	17	(0-17)	4:06, 3Q	34-31
Oklahoma	Oct. 30, 1976	Boulder	17	(7-24)	8:11, 3Q	27-24
Oklahoma State	Nov. 1, 1986	Stillwater	11	(3-14)	15:00, 3Q	31-14
Oregon	Jan. 1, 1996	a-Dallas	6	(0- 6)	1:33, 1Q	38- 6
Oregon State	Oct. 14, 2017	Corvallis	9	(7-16)	5:26, 2Q	36-33
Southern Cal	N/A					
Stanford	Sept. 6, 1990	Boulder	14	(0-14)	9:59, 3Q	21-17
Texas	Oct. 26, 1996	Boulder	10	(7-17)	7:07, 2Q	28-24
Texas A&M	Nov. 7, 2009	Boulder	11	(10-21)	12:19, 3Q	35-34
Texas Tech	Oct. 26, 2002	Boulder	3	(10-13)	3:36, 2Q	37-13
UCLA	Sept. 21, 2002	Pasadena	7	(0- 7)	14:50, 2Q	31-17
Utah	Nov. 4, 1939	Salt Lake City	14	(0-14)	5:00, 1Q	21-14
Washington	Dec. 30, 1996	b-San Diego	14	(0-14)	3:10, 1Q	33-21
Washington State	Sept. 22, 2012	Pullman	17	(14-31)	14:47, 4Q	35-34

a—Cotton Bowl; b—Holiday Bowl.

NOTE: The largest deficit CU has ever overcome to tie or take the lead in a game is 24 points. On Nov. 26, 1999, the Buffs trailed Nebraska, 27-3, early in the fourth quarter but rallied to tie the game with 2:59 remaining. A game winning field goal sailed just wide at the final gun, but the Buffs did take a 30-27 lead in overtime before succumbing to the Cornhuskers, 33-30.

Fourth Quarter Comebacks

OTHER FOURTH QUARTER WINS/TIES

(Games in which CU was behind or tied at any point in the fourth quarter; post World War II.)

Date	Opponent	Score		Decisive Play	Time Left
Oct. 22, 1949	at Utah State	W	20- 7	Malcolm Miller 31 run	10:00
Nov. 1, 1952	at Utah	W	20-14	Roger Williams 1 run	3:35
Sept. 26, 1953	ARIZONA	W	20-14	Homer Jenkins 4 run	13:40
Nov. 10, 1956	at Missouri	T	14-14	Boyd Dowler, 18 pass to Frank Clarke, Ellwyn Indorf PAT	10:02
Jan. 1, 1957	a-Clemson	W	27-21	John Bayuk 1 run	7:13
Oct. 25, 1958	NEBRASKA	W	27-16	Howard Cook 20 pass to Boyd Dowler	14:21
Oct. 10, 1959	at Kansas State	W	20-17	Gale Weidner 20 pass to Gary Henson	12:44
Oct. 31, 1959	MISSOURI	W	21-20	Gale Weidner 1 run, Boyd Dowler PAT	6:15
Oct. 7, 1961	KANSAS	W	20-19	Gale Weidner 17 pass to Jerry Hillebrand	2:56
Oct. 28, 1961	at Oklahoma	W	22-14	Loren Schweninger 1 run	11:28
Sept. 24, 1966	at Baylor	W	13- 7	Wilmer Cooks 1 run	12:08
Oct. 29, 1966	OKLAHOMA	W	24-21	Wilmer Cooks 9 run	13:00
Nov. 19, 1966	AIR FORCE	W	10- 9	John Farler 24 FG	5:14
Dec. 23, 1967	b-Miami, Fla.	W	31-21	Bobby Anderson 38 run	6:55
Nov. 8, 1969	at Kansas	W	17-14	Bobby Anderson 12 run	2:29
Dec. 13, 1969	c-Alabama	W	47-33	Bobby Anderson 2 run	10:57
Oct. 9, 1971	at Iowa State	W	24-14	J.B. Dean 37 FG	6:42
Nov. 6, 1971	at Kansas	W	35-14	Cliff Branch 85 run	14:34
Sept. 22, 1973	at Wisconsin	W	28-25	Billy Waddy 17 run	2:26
Sept. 28, 1974	WISCONSIN	W	24-21	Billy Waddy 5 run	13:55
Nov. 9, 1974	KANSAS	W	17-16	Tom Mackenzie 24 FG	5:03
Oct. 18, 1975	MISSOURI	W	31-20	David Williams 4 run	12:57
Nov. 1, 1975	at Iowa State	W	28-27	Terry Kunz 2 run	2:30
Oct. 28, 1978	at Missouri	W	28-27	Eddie Ford 16 run	5:32
Sept. 29, 1979	at Indiana	W	17-16	Bill Solomon 1 run, Tom Field PAT	8:51
Sept. 14, 1985	OREGON	W	21-17	Mark Hatcher 22 run	12:34
Sept. 28, 1985	at Arizona	W	14-13	Mark Hatcher 2 run, Larry Eckel PAT	10:41
Sept. 24, 1988	OREGON STATE	W	28-21	Eric Bieniemy 66 run	9:16
Sept. 22, 1990	at Texas	W	29-22	Eric Bieniemy 2 run	5:47
Nov. 3, 1990	at Nebraska	W	27-12	Eric Bieniemy 2 run	8:37
Nov. 14, 1992	at Kansas	W	25-18	James Hill 8 run	2:09
Oct. 22, 1994	KANSAS STATE	W	35-21	Kordell Stewart 60 run	10:00
Sept. 23, 1995	TEXAS A & M	W	29-21	John Hessler 20 pass to Tennyson McCarty	14:28
Oct. 21, 1995	at Iowa State	W	50-28	Lendon Henry 1 run	11:10
Nov. 4, 1995	at Oklahoma State	W	45-32	John Hessler 5 pass to Phil Savoy	11:06
Oct. 26, 1996	TEXAS	W	28-24	John Hessler 1 run	3:10
Nov. 9, 1996	IOWA STATE	W	49-42	Herchell Troutman 4 run	13:01
Oct. 9, 1999	MISSOURI	W	46-39	Won in overtime	——
Sept. 22, 2001	KANSAS	W	27-16	Craig Ochs 17 pass to Daniel Graham	11:04
Oct. 27, 2001	at Oklahoma State	W	22-19	Bobby Pesavento 21 pass to Daniel Graham	5:54
Nov. 9, 2002	at Missouri	W	42-35	Won in overtime	——
Nov. 16, 2002	IOWA STATE	W	41-27	Medford Moorer 71 fumble return	5:12
Sept. 6, 2003	UCLA	W	16-14	Joel Klatt 6 pass to Joe Klopfenstein	2:15
Dec. 29, 2004	d-Texas-El Paso	W	33-28	Joel Klatt 39 pass to Evan Judge	8:43
Oct. 17, 2009	KANSAS	W	34-30	Rodney Stewart 13 run	8:36
Nov. 7, 2009	TEXAS A&M	W	35-34	Tyler Hansen 22 pass to Patrick Devenny	2:04
Sept. 7, 2013	CENTRAL ARKANSAS	W	38-24	Connor Wood 30 pass to Paul Richardson	9:16
Sept. 19, 2015	Colorado State (Denver)	W	27-24	Won in overtime	--------
Oct. 24, 2015	at Oregon State	W	17-13	Sefo Liufau 4 run	12:31
Nov. 3, 2016	UCLA	W	20-10	Chris Graham 37 FG	13:40
Sept. 24, 2016	at Oregon	W	41-38	Bryce Bobo 31 pass from Steven Montez	8:43
Sept. 21, 2019	at Arizona State	W	34-31	James Stefanou 44 FG	2:03
Nov. 6, 2021	OREGON STATE	W	37-34	Cole Becker 43 FG (2OT)	--------
Oct. 15, 2022	CALIFORNIA	W	20-13	Won in overtime.	--------
Sept. 9, 2023	at TCU	W	45-42	Shedeur Sanders 46 pass to Dyland Edwards.	04:25
Sept. 16, 2023	COLORADO STATE	W	43-35	Shedeur Sanders 18 pass to Michael Harrison (2OT)	--------

(a—Orange Bowl at Miami; b—Bluebonnet Bowl at Houston; c—Liberty Bowl at Memphis; d—Houston Bowl at Houston.)

LAST TIME CU WON A GAME ON A LAST-MINUTE FIELD GOAL—Oct. 7, 2023 (Alejandro Mata kicked a 43-yard field goal with 12 seconds left: Colorado 27, Arizona State 24).

LAST TIME CU LOST A GAME ON A LAST-MINUTE FIELD GOAL—Nov. 11, 2023 (Tyler Loop kicked a 24-yard field goal as time expired; Arizona 34, Colorado 31). In regulation; CU lost to Stanford on a field goal in overtime in the 2023.

Last (2) Minute Comebacks

Trailed By	Time Left	Time of Score	Final	Opponent, Site (Date)
1 (6- 7)	0:04	0:00	9- 7	Brigham Young in Boulder (Oct. 18, 1947) (John Zisch kicked a 36-yard field goal as time expired.)
0 (24-24)	0:50	0:12	27-24	Arizona State at Tempe (Oct. 7, 2023) (Alejandro Mata kicked a 43-yard field goal with 12 seconds remaining.)
3 (22-25)	0:18	0:00	25-25	Oklahoma State at Stillwater (Oct. 16, 1982) (Tom Field kicked a 49-yard field goal on first down at the gun.)
4 (27-31)	2:32	0:00	33-31	Missouri at Columbia (Oct. 6, 1990) (Charles Johnson scored on a one-yard touchdown run on fourth down.)
3 (21-24)	0:02	0:00	24-24	Oklahoma in Boulder (Oct. 17, 1992) (Mitch Berger kicked a 53-yard field goal on first down as time expired.)
5 (21-26)	0:06	0:00	27-26	Michigan at Ann Arbor (Sept. 24, 1994) (The National Play-of-the-Year: Kordell Stewart threw a 64-yard touchdown pass to Michael Westbrook, who caught the ball off a Blake Anderson deflection after time expired. CU trailed by 12 with 3:52 left, and got the ball back with 0:15 left on its own 15; Stewart passed complete to Westbrook to start the drive.)
0 (24-24)	2:51	0:00	27-24	Oklahoma in Boulder (Sept. 29, 2007) (Kevin Eberhart kicked a 45-yard field goal on fourth down as time expired.)
0 (13-13)	6:00	0:00	16-13	Stanford in Boulder (Nov. 9, 2019) (Evan Price kicked a 37-yard field goal on second down as time expired.)
0 (31-31)	4:49	0:01	34-31	Texas at Austin (Oct. 1, 1994) (Neil Voskeritchian kicked a 24-yard field goal on third down.)
9 (10-19)	4:29	0:03	20-19	Wyoming in Boulder (Sept. 27, 1997) (After Wyoming scored to go up 19-10 with 4:29 remaining, Ben Kelly returned the ensuing kick-off 99 yards for a touchdown. With less than two minutes to go, Mike Phillips forced a fumble that Ron Merkerson returned to Wyoming 25. Three plays later, with CU at the one-yard line, Jeremy Aldrich kicked an 18-yard field goal on second down.)
11 (10-21)	13:32	0:04	31-28	Colorado State in Boulder (Sept. 3, 2005) (Mason Crosby kicked a 47-yard field goal on third down.)
0 (31-31)	0:30	0:05	38-31	Kansas State in Boulder (Nov. 13, 2004) (Joel Klatt completed a first down pass to Ron Monteilh at the KSU 23 and he ran into the end zone from there to complete a 64-yard play.)
7 (3-10)	1:28	0:06	11-10	Oklahoma State in Boulder (Nov. 17, 1981) Steve Vogel hit Brad Parker on a nine-yard touchdown pass and then passed to Derek Singleton for the two-point conversion.)
2 (10-12)	1:54	0:06	16-12	Oklahoma State at Stillwater (Nov. 9, 1991) (Robbie James passed 20 yards to Christian Fauria for a touchdown on a fake field goal attempt on third down.)
0 (20-20)	0:55	0:06	23-20	Kansas State at Manhattan (Oct. 29, 2005) (Mason Crosby kicked a 50-yard field goal on third down.)
1 (37-38)	2:54	0:09	43-38	Iowa State at Ames (Nov. 8, 1997) (Dwayne Cherrington scored on a one-yard run on second down.)
6 (28-34)	3:17	0:09	35-34	Washington State at Pullman (Sept. 22, 2012) (Jordan Webb scored on a 4-yard quarterback draw on fourth-and-goal, capping a 12-play, 70-yard drive to tie the game; Will Oliver kicked the game-winning PAT.)
3 (14-17)	4:17	0:12	21-17	Stanford in Boulder (Sept. 6, 1990) (Eric Bieniemy scored on a one-yard touchdown run on fourth down.)
3 (25-28)	2:08	0:13	31-28	Colorado State in Denver (Sept. 1, 2007) (Kevin Eberhart kicked a 22-yard field goal on fourth down and then made a 35-yard game winner in overtime.)
3 (41-44)	5:24	0:14	50-47	Kansas in Boulder (Oct. 11, 2003) (Mason Crosby kicked a 23-yard field goal to send the game into overtime, where CU won on a 12-yard run by Brian Calhoun.)
3 (7-10)	4:18	0:21	10-10	Iowa State in Boulder (Oct. 16, 1965) (Frank Rogers kicked a 33-yard field goal on fourth down.)
3 (20-23)	3:08	0:38	27-23	Colorado State at Fort Collins (Oct. 1, 1988) (Sal Aunese threw a 13-yard touchdown pass to Mike Pritchard on third down.)
1 (23-24)	2:09	0:40	30-24	Kansas in Boulder (Nov. 16, 1991) (James Hill scored on a one-yard touchdown run on third down.)
0 (35-35)	1:50	0:40	42-35	Colorado State in Denver (Aug. 30, 2003) (Bobby Purify scored on a 9-yard run on first down.)
1 (23-24)	6:27	0:41	30-24	Utah in Boulder (Sept. 28, 1957) (Bob Stransky scored on a one-yard touchdown run on third down.)
4 (6-10)	6:06	0:43	20-10	Oklahoma State at Stillwater (Oct. 16, 1976) (Jim Kelleher scored on a one-yard touchdown run on second down; with 0:18 left, Frank Patrick returned an interception 25 yards for a touchdown.)
0 (3- 3)	1:00	0:45	6- 3	Colorado State at Fort Collins (Nov. 29, 1923) (Art Quinlan drop-kicked a 10-yard field goal—after he recovered the ball when his first attempt was blocked to plays earlier; in-between, he was stopped at the 1-yard line.)
7 (24-31)	3:53	0:46	34-31	Nebraska in Boulder (Sept. 7, 2018) (Steven Montez connects with Tony Brown on a 26-yard touchdown pass to complete a 10-play, 71-yard drive in 3:07 and a 17-point comeback; James Stefanou's 34-yared field goal wins it in overtime.)
4 (13-17)	2:24	1:04	27-17	Kansas State at Manhattan (Nov. 18, 1995) (John Hessler capped a 6-play, 80-yard drive with a 20-yard touchdown pass to James Kidd on first down; Kerry Hicks added fumble recovery in end zone with 45 seconds left.)
1 (27-28)		1:06	33-28	Nebraska at Lincoln (Sept. 8, 2018) (Steven Montez connects with Laviska Shenault on a 40-yard touchdown pass to complete a 7-play, 77-yard drive in 77 seconds).
3 (10-13)	2:07	1:21	17-13	Missouri in Boulder (Oct. 27, 1973) (Jim Kelleher scored on a four-yard touchdown run on first down.)
0 (34-34)	2:44	1:22	41-34	Iowa State in Boulder (Oct. 31, 1953) (Carroll Hardy scored on a 17-yard touchdown run on first down.)
4 (10-14)	4:05	1:23	17-14	Oklahoma State in Boulder (Nov. 15, 1969) (Bobby Anderson scored on a one-yard touchdown run on second down.)
3 (21-24)	4:32	1:30	28-24	Iowa State in Boulder (Nov. 8, 2008) (Cody Hawkins' 5-yard TD pass to Cody Crawford on second down completed an 11-play, 81-yard drive)
6 (10-16)	1:58	1:33	16-16	Nebraska in Boulder (Oct. 25, 1952) (Zack Jordan passed 9 yards to Roger Williams for a touchdown on fourth down; Williams missed PAT kick.)
4 (29-33)		1:34	36-33	Oregon State at Corvallis (Oct. 14, 2017) (Bryce Bobo caught a 13-yard touchdown pass from Steven Montez to cap a 9-play, 82-yard drive; James Stefanou added the extra point which was key, as OSU missed a 52-yard field goal in the final seconds.)
0 (24-24)	1:54	1:44	31-24	Eastern Washington in Boulder (Sept. 6, 2008) (Cha'pelle Brown's 27-yard interception return for a touchdown marked the first time a defensive play led CU to a win in the final 2 minutes, and just the second defensive play in the fourth quarter to do so.)
4 (17-21)	5:36	1:55	24-21	Iowa at Iowa City (Sept. 17, 1988) (Sal Aunese scored on a one-yard touchdown run on first down.)
1 (15-16)	6:25	2:00	18-16	Baylor in Boulder (Sept. 26, 1998) (Jeremy Aldrich kicked a 31-yard field goal on fourth down.)

The Miracle In Michigan

On Sept. 24, 1994 in Ann Arbor, Mich., No. 7 Colorado trailed No. 4 Michigan, 26-14, entering the fourth quarter. With a little over five minutes to go, Colorado had driven to the Michigan 1-yard line, where quarterback Kordell Stewart appeared to break the plane of the goal line before losing control of the ball; the officials ruled he did not and Michigan took over on its 20 but went three plays and out and had to punt. CU used two of its three time outs to stop the clock after first and second down to preserve time. The last three possessions:

Colorado Ball (3:52)

1-10	C28	Stewart drops back to pass, scrambles for 6 yards
2- 4	C34	Stewart rolls to his left, laterals out of bounds, gains 3 yards
3- 1	C37	Salaam over the left end for 11 yards and a first down
1-10	C48	Stewart passes complete to Fauria for 4 yards
2- 6	M48	Stewart passes complete to Salaam for 8 yards and a first down
1-10	M40	Stewart passes complete to Fauria for 9 yards
2- 1	M31	Stewart passes complete to Fauria for 7 yards and a first down
1-10	M24	Stewart's pass to Kidd is incomplete, broken up by Irons
2-10	M24	Stewart keeps, runs over the left end for 21 yards and a first down
1- G	M 3	Stewart passes incomplete; Michigan penalized for illegal participation
1- G	M 1	Salaam takes the pitch and goes over left end for 1 yard and a touchdown

MICHIGAN 26, COLORADO 21 (Voskeritchian PAT kick is good)

Slevin's onside kick downed by Hayes at the Colorado 45.

Michigan Ball (2:15)

1-10	C45	Biakabutuka over the left guard, gains 3 yards
2- 7	C42	(1:32) Biakabutuka up the middle for no gain
3- 7	C42	(1:20) After CU timeout, CU penalized 5 yards (offside)
3- 2	C37	(1:07) Michigan penalized 5 yards (false start)
3- 7	C42	(0:56) Biakabutuka over the right guard for 4 yards
4- 3	C38	(0:21) After MU timeout, Baker punts 23 yards to C15 (Hudson fair catch)

Colorado Ball (0:14)

1-10	C15	Stewart passes complete to Westbrook for 21 yards and a first down
1-10	C36	(0:08) Stewart spikes the ball to stop the clock
2-10	C36	(0:06) Stewart passes complete to Westbrook for 64 yards and a touchdown

COLORADO 27, MICHIGAN 26 (no PAT attempt)

Keith Jackson (r.) and Bob Griese called the action for ABC for perhaps the most famous game in CU history, the "Miracle in Michigan" on Sept. 24, 1994. As time expired, CU's quarterback Kordell Stewart heaved a pass that traveled some 72 yards downfield where Blake Anderson tipped the ball into the hands of Michael Westbrook, rallying the No. 7 Buffaloes to a 27-26 win over the No. 4 Michigan Wolverines.

Their call after Stewart spiked the ball on first down at the CU 36-yard line with 6 seconds left:

Griese: "Well, they get one more play."
Jackson: "One more. Just six seconds."
Griese: "I think he just went over and said, 'Just throw it up.'"
Jackson: "So who we got here now. We've got Carruth who can fly. You've got Westbrook, a leaper who is big and strong and can run. I would think that James Kidd would be on the field as well. Probably Blake Anderson."
Griese: "If I was the defense, I'd have a few more guys over there."
Jackson: "Three wideouts at the top of the picture. Stewart, with time. Let's it go. He's got three people down there. The ball's up in the air … caught! Touchdown! … Caught by Westbrook for a touchdown! … Incredible!"
Jackson: "There is no time remaining. There are no flags on the field. Only despair for the Maize and Blue … joy and exultation for the Buffaloes of Colorado."
Griese: "This is why they try it … because it works. You're always looking for the rebound. Eighty-one Westbrook is right there, the way you hope it works. He threw that ball about 65 yards, there was no pressure on him. What an outstanding throw and a great result for Colorado."
Jackson: "An absolutely shocking finish. They call it in some circles the 'Hail Mary.' It was certainly perfect … and Michael Westbrook was in the right place at the right time."
Jackson: "Colorado has said we don't care about kicking the ball, we've got all the points we need. We win, 27-26, No. 7 beats No. 4."

Milestones

MILESTONE GAMES

Game	Season	Game	Opponent	Result	
1	1890	first	at Denver A.C.	L	0-20
50	1898	third	at Colorado College	L	0-22
100	1904	third	NEBRASKA	W	6- 0
200	1917	seventh	UTAH	W	18- 9
250	1924	eighth	COLORADO STATE	W	36- 0
300	1930	eighth	at Denver	W	27- 7
400	1943	first	FT. FRANCIS WARREN	W	38- 0
500	1953	tenth	at Colorado State	W	13- 7
600	1963	eighth	MISSOURI	L	7-28
700	1973	first	at Louisiana State	L	6-17
750	1977	fifth	OKLAHOMA STATE	W	29-13
800	1981	eleventh	KANSAS STATE	W	24-21
900	1990	eighth	at Kansas	W	41-10
1,000	1998	twelfth	Oregon (Aloha Bowl)	W	51-43
1,100	2006	twelfth	at Nebraska	L	14-37
1,200	2015	second	Massachusetts	W	48-14

MILESTONE WINS

Game	Season	Game	Opponent	Result	
1	1891	fifth	at Colorado College	W	24- 4
50	1901	second	ALUMNI	W	6- 0
100	1910	second	ALUMNI	W	11- 0
200	1931	seventh	COLORADO COLLEGE	W	17- 7
250	1942	first	COLORADO MINES	W	54- 0
300	1952	first	SAN JOSE STATE	W	20-14
400	1969	sixth	MISSOURI	W	31-24
500	1987	eighth	at Iowa State	W	42-10
600	1998	tenth	IOWA STATE	W	37- 8
700	2017	ninth	CALIFORNIA	W	44-28

MILESTONE FIRSTS

(individual season)

First to Rush for 1,000 Yards	Kayo Lam (1,043)	1935
First to Rush for 1,500 Yards	Eric Bieniemy (1,628)	1990
First to Rush for 2,000 Yards	Rashaan Salaam (2,055)	1994
First to Pass for 1,000 Yards	Gale Weidner (1,200)	1959
First to Pass for 1,500 Yards	Darian Hagan (1,538)	1990
First to Pass for 2,000 Yards	Kordell Stewart (2,109)	1992
First to Pass for 3,000 Yards	Koy Detmer (3,156)	1996
First to Catch 50 Passes	Jon Embree (51)	1984
First to Catch 75 Passes	Michael Westbrook (76)	1992
First to Catch 100 Passes	Nelson Spruce (106)	2014
First to 1,000 Receiving Yards	Charles Johnson (1,149)	1992
First to Score 100 Points	Byron White (122)	1937
First to Record 100 Tackles	Dick Anderson (102)	1967

Brick Games

"Brick" games are those that are significant in CU's history and are commemorated by simulated gold brick with the game score on a wall in the Champions Center adjacent to CU's locker room. (This list includes a handful of other wins deemed significant but are not on the wall.)

Nov. 26, 1891 Colorado 24, Colorado Springs A.A. 4

(at Colorado Springs) After eight straight losses over two seasons, CU earned its first win in its history in the 1891 finale. Up until this game, CU had scored just two touchdowns, both by the defense, but quarterback Pat Cassay ran the ball into the end zone for the Silver & Gold's first offensive score.

Oct. 8, 1904 Colorado 6, Nebraska 0

(in Boulder) Referred to at the time as the program's biggest victory at that point in history, CU upset heavily favored Nebraska on its home turf (Gamble Field). Schools from outside the state were appearing more regularly on the schedule, but this marked the first time that Colorado defeated an established program from the nation's midlands.

Nov. 25, 1920 Colorado 40, Oklahoma A&M 7

(at Oklahoma City) Colorado capped its first season under head coach Myron Witham with its most dominant performance to date outside of the state's borders, crushing Oklahoma A & M (now Oklahoma State), 40-7 on Thanksgiving Day. The win in CU's only non-conference game of the year gave the Silver & Gold a 4-1-2 record.

Nov. 6, 1937 Colorado 17, Utah 7

(at Salt Lake City) The road win secured CU the title in the first year of the Mountain States Conference and vaulted the Buffs to their first-ever appearance in the Associated Press Top 20 (at No. 18). Byron White single-handedly beat Utah, returning a punt 95 yards for a touchdown, scored a second on a 57-yard run, and kicked a field goal and both extra points to accounting for all of CU's scoring. The win helped pave the way for CU's first-ever bowl game appearance (against Rice in the Cotton).

Oct. 9, 1948 Colorado 19, Nebraska 6

(in Boulder) Another benchmark victory for the program, as the win was both CU's first in the Big Seven Conference as well as the first for new head coach Dal Ward. Don Eagle rushed for 118 yards and a score and Harry Narcisian accounted for 208 yards of total offense while a stout Buff defense held the Cornhuskers to only 150 total yards.

Oct. 6, 1951 Colorado 35, #20 Kansas 27

(in Boulder) Leo Yoder scored touchdowns rushing and receiving in the fourth quarter to break open a one-point game to lead Colorado to the victory over the No. 20 Jayhawks, the school's first-ever win over a ranked opponent. The Buffs stormed to a 14-0 lead on a touchdown run from Zack Jordan and a 85-yard punt return by Tom Brookshier and never relinquished the lead. CU went on to finish 5-1 in league play, its second place finish in best in the four years as a member of the Big 7.

The 1891 team that recorded CU's first win

Sept. 27, 1952 Colorado 21, #4 Oklahoma 21 (tie)

(in Boulder) While not a win, but it was not just a tie, either. It would prove to be the only blemish on Oklahoma's amazing 47-0-1 record in Big 7 Conference play (1949-57). The Buffaloes were a three to the Sooners' side for many of their games in the run, and this day in Boulder was the closest call. CU took a 21-14 lead early in the fourth quarter on a 18-yard pass from Leo Yoender to Zack Jordan, and the Buff defense would hold OU scoreless on three straight possessions. But the No. 4 Sooners used a 13-play drive to tie the game with just 1:51 left.

Jan. 1, 1957 #20 Colorado 27, #19 Clemson 21

(Orange Bowl at Miami, Fla.) The first-ever bowl victory in Colorado history came in a wild one over No. 19 Clemson. The Buffs scored 20 points in the second quarter on touchdown runs by John Bayuk, Boyd Dowler and Howard Cook, only to see the Tigers battle back to take 21-20 lead with 11:12 remaining in the game. CU recovered an onside kick attempt by the "other" CU and Bayuk scored the winning TD with 7:12 left. Bob Stoenig's interception with less than three minutes to play sealed the win for Colorado.

Oct. 7, 1961 Colorado 20, Kansas 19

(in Boulder) In a key early season conference game between two title contenders, Kansas raced to a 19-0 lead and it appeared CU's championship hopes would be dashed. The Jayhawks last score came with 13:19 to play in the game, but CU finally got on the scoreboard on its next play, a 58-yard pass from Gale Weidner to Ken Blair. On the Buffs' next possession, Weidner and Blair connected on a 48-yard pass play and CU was within 19-14 with 10:02 remaining. And to complete the rally, Weidner hit Jerry Hillebrand on a 16-yard TD pass with just 2:58 to go, with Hillebrand's extra point putting CU ahead and polishing off at the time the largest comeback in school history.

Nov. 4, 1961 #8 Colorado 7, #10 Missouri 6

(in Boulder) The win over No. 10 Missouri paved the way for CU's first Big Eight Conference title. Gale Weidner hooked up with Bill Harris on a 21-yard touchdown pass with 35 seconds left in the first half, with Jerry Hillebrand making good on the extra point. Missouri's defense then tightened (CU had just one first down in the second half), but CU's was up to the task as well. The Tigers finally scored with 6:14 left in the game, but the Buffs thwarted their two-point conversion try; MU also missed a 37-yard field goal in the final minute.

Nov. 18, 1961 #8 Colorado 7, Nebraska 0

(at Lincoln) On a cold (31 degrees at kickoff) and windy day, CU turned in one of the finest defensive performances in its history in defeating the Cornhuskers, 7-0, to clinch the Big Eight Conference crown. Gale Weidner's 1-yard run for a touchdown late in the third quarter were all the points CU needed, but to Nebraska, it might have well been 70-0. The Buff defense did not allow a first down, held NU without a pass completion (0-of-12) and to just 31 yards of total offense overall (and to a net more in the second half). Nebraska ran 35 plays, only 13 of which gained yards (with a long play of just six).

Oct. 21, 1967 #4 Colorado 21, #13 Nebraska 16

(at Lincoln) Colorado's defense outscored its offense but that was fine by the Buffs in knocking off No. 13 Nebraska. Four interceptions, two returned for touchdowns, ignited the victory, the first coming just before halftime. Dick Anderson intercepted a pass at the CU 30 and ran 25 yards before lateraling to Mike Vossler who took it 45 yards the rest of the way for the score. Then with the Cornhuskers driving with CU ahead just 14-13, Jeff Sugmond picked off another pass and ran it back 76 yards for what turned out to provide the winning points. The win vaults CU to a No. 3 national ranking, its highest in history at the time, and returns the Buffs to the national college football map.

Oct. 25, 1969 Colorado 31, #5 Missouri 24

(in Boulder) Bobby Anderson rushed for 182 yards and two touchdowns, including what turned out to be the game-winner, as CU stopped unbeaten and No. 5 Missouri. The Tigers came to town one of the nation's top defenses, particularly against the rush, but Colorado put 378 yards of offense into the books in grabbing an early 7-0 lead on an Anderson run and never relinquishing the lead. Paul Arnold scored one touchdown and passed for another, a 79-yard bomb to Monte Holmes, the latter giving CU a 17-7 lead five minutes into the second quarter.

Dec. 13, 1969 Colorado 47, Alabama 33

(Liberty Bowl at Memphis, Tenn.) In one of the most exciting bowl games ever at the time, the game pitted two of the nation's top coaches against each other, CU's Eddie Crowder and Alabama's Bear Bryant. The Crimson Tide were not thrilled having to play Colorado, as the Buffaloes had several black players and none had yet to play in the Alabama program; CU had to endure racial chants from the Tuscaloosa crowd, but they were soon silenced after the Buffs put it to the Tide. Bobby Anderson capped his All-American season by rushing for 254 yards and three touchdowns, with CU putting 582 on an Alabama defense much to the chagrin of Bryant and the Tide faithful. The win enabled CU to climb back into the final national rankings for the season *(No. 14)*.

Sept. 26, 1970 #18 Colorado 41, #4 Penn State 13

(in Boulder) CU blew out No. 4 Penn State, ending the Nittany Lions' 31-game unbeaten streak (the last 28 of which were victories). The Buffs jumped out to a 10-0 lead in the game's first 3½ minutes on a 1-yard touchdown run by John Turner and a Dave Haney 35-yard field goal. The CU defense held Penn State to just 200 yards and forced five turnovers, with the 41 points the most allowed by PSU in four seasons. The decisive win shocks the college football world and lands CU linebacker Phil Irwin on the cover of *Sports Illustrated*, the first time any sport in the CU program is featured on the magazine's famous cover.

Sept. 11, 1971 Colorado 31, #9 Louisiana State 21

(at Baton Rouge) Cliff Branch's 75-yard punt return for a touchdown early in the second half gave Colorado a 17-7 lead and No. 9 LSU never had the ball on offense trailing by one score as the Buffaloes pulled off a major upset in Cajun Country, defeating the Tigers 31-21 in the '71 season opener. The sophomore-laden Buffs defeated several star players in the game, including Charlie Davis, who rushed for 174 yards and two touchdowns, and quarterback Ken Johnson, who opened the scoring with a 7-yard TD pass to Willie Richards. John Stearns made two interceptions on defense to set up a pair of scores.

Sept. 25, 1971 #10 Colorado 20, #6 Ohio State 14

(at Columbus) After winning on the road at LSU and whomping up on Wyoming in Boulder (in the first-ever game on Astroturf at Folsom Field), not even once was certain that the Buffs were for real until the end of this day in Columbus when No. 10 CU left with a 20-14 win over No. 6 Ohio State. Colorado's second win on the road at a top 10 school *(LSU was No. 9)* gave CU instant national respect. Charlie Davis rushed for 185 yards and Ken Johnson added 84 in scoring both touchdowns on offense, while Cliff Branch's 48-yard punt return for a TD gave CU a 13-0 halftime lead that was never seriously threatened.

Dec. 31, 1971 #7 Colorado 29, #15 Houston 17

(Astro-Bluebonnet Bowl at Houston, Texas) Charlie Davis rushed for 202 yards and two touchdowns and John "Bad Dude" Stearns pulled off one of the greatest plays in school history as the Buffs dealt hometown Houston a 28-17 setback. With CU leading 28-17 and faced with a 4th-and-9 from its own 10-yardline, Stearns, a safety but also the team's punter, took off on a fake and gained 12 yards for a critical first down. CU posts its first-ever 10-win season *(10-2)*, and the win enables the Big Eight to finish 1-3-1 in the nation *(Nebraska No. 1, Oklahoma No. 2, Colorado No. 3—still the only time our conference has had the top three spots in the final poll)*.

Top defenders on the '69 Buffaloes: Bill Collins, Phil Irwin, Bill Brundige, Herb Orvis and Dave Capra

Oct. 21, 1972 #9 Colorado 20, #2 Oklahoma 14

(in Boulder) Colorado entered the '72 season ranked as high as No. 2 in the nation, but had stumbled in week four and came into the game against No. 2 Oklahoma ranked ninth. On an electric afternoon, the Buffs spotted the Sooners a 7-0 lead that held up at halftime, but came out in the third quarter with touchdowns from Gary Campbell (44-yard run) and Jon Keyworth (a 8-yard pass from Ken Johnson). A pair of 29-yard field goals by Fred Lima pushed the lead to 20-7, and the Sooners could just muster a concrete score with 1:13 left to account for the final score. It marked the highest ranked team CU had defeated at the time.

Oct. 16, 1976 Colorado 20, Oklahoma State 10

(at Stillwater) An important win on its way to the Big Eight Conference title, as CU, Oklahoma and Oklahoma State would tie atop the standings at the end of the season, then tiebreakers came into play. CU led 6-0 going into the fourth quarter, but the Cowboys rallied to take a 10-8 lead with 6:11 to play. In one of the more bizarre endings in CU history, the Buffs scored two touchdowns in the final minute – just 25 seconds apart – to steal a 20-10 win. Jim Kelleher scored on a 1-yard run after OSU fumbled on an interception return at its own 2, and defensive tackle Frank Patrick picked off a pass and returned it 25 yards to close the scoring.

Oct. 30, 1976 #19 Colorado 42, #13 Oklahoma 31

(in Boulder) It was a wild victory, and in the end, helped CU earn the Big Eight title and a berth in the Orange Bowl. There were four lead changes in the game, and Colorado twice rallied from 11 points down to take the lead, the second time overcoming a 31-20 third quarter deficit in scoring the game's final 21 points. Jeff Knapple hit Billy Waddy with a 78-yard scoring pass and Jim Kelleher scored on a pair of 2-yard runs to put CU ahead, 42-31, with 10:07 remaining. OU drove into CU territory on its three remaining possessions, but all ended in turnovers (two fumbles and an interception).

Nov. 20, 1976 #15 Colorado 35, Kansas State 28

(at Manhattan) Colorado simply needed a win over lowly Kansas State on the road to lock up a share of the Big Eight title and earn an invitation to the Orange Bowl by virtue of tiebreakers. But the Wildcats, 1-9 overall and winless in league play, put up a fight on a typical Midwestern windy day, working to a 14-7 lead in the first quarter. A pair of Jim Kelleher touchdown runs vaulted the Buffs ahead, 21-14, early in the second half, though KSU soon tied the game one last time. CU finally got some breathing room after scores from Jeff Knapple and Tony Reed to open the fourth. K-State scored again and was driving with under a minute to go, but an interception by Mike L. Davis clinched the game.

Brick Games

Oct. 28, 1978 Colorado 28, #12 Missouri 27

(at Columbia) Colorado rallied from 20 points down in the third quarter to defeat the hometown and No. 13 Tigers, the most points the Buffaloes have ever rallied from behind to post a victory. Bill Salamon scored on a 6-yard run to put CU up 7-0, but Missouri scored the next 27 points to take a 27-7 lead seven minutes into the third quarter (failing on a two-point pass after its third TD). Eddie Ford and Salamon scored touchdowns to cap drives of 65 and 80 yards respectively to cut the deficit to 27-21. The CU defense held and Ford scored on a 14-yard run to tie the game, and Pete Duillette' extra point provided the margin of victory.

Sept. 28, 1985 Colorado 14, Arizona 13

(at Tucson) Colorado converted to the wishbone offense ahead of the '85 season, and opened the year with a 2-1 mark, defeating Colorado State and Oregon while losing to Ohio State, all in Boulder. The first road test of the year and taking the wishbone on the road came against Arizona, ranked No. 20 in the coaches poll. Ron Brown scored on a 7-yard run to give CU a 7-3 halftime lead, and Mark Hatcher's 2-yard run and Larry Eckel's PAT kick made it 14-13 with 10:01 to play. The Wildcats were stifled their last three possessions, one of which was a 61-yard field goal try.

Oct. 25, 1986 Colorado 20, #3 Nebraska 10

(in Boulder) Referred to as "The Turning Point" in CU's return to national prominence. The Buffs defeated Nebraska, ranked No. 3 in the nation, for the first time since 1967, leading the Folsom Field fans to storm the field after the win, CU's first over a ranked team in eight years. A 39-yard touchdown run on a reverse by Jeff Campbell and a 57-yard field goal by Dave Dahlen gave CU a 13-0 halftime lead, but NU cut the lead to 13-7 at the end of three. The Buffs pulled off some trickery to open the fourth quarter, as O.C. Oliver hooked up with Lauren Carl for a 52-yard touchdown pass on the halfback option play. The Huskers never had the ball again, needing one possession to tie or take the lead.

Oct. 31, 1987 Colorado 42, Iowa State 10

(at Ames) A milestone win in the program, as the 42-10 rout over the Cyclones was the 500th win in Colorado's illustrious football history, the Buffs joining a select group of schools to accomplish the feat. Quarterback Sal Aunese rushed for 127 yards and three touchdowns, with Erich Kluck adding 124 yards for a CU rushing attack that gained 413 on the afternoon. Eric McCarty (15 tackles) and Michael Jones (14) led a stunt CU defense that held Iowa State to 238 yards, just 46 after intermission.



Lauren Carl's TD catch sealed CU's 28-10 win over No. 3 Nebraska in 1986

Sept. 17, 1988 Colorado 24, #19 Iowa 21

(at Iowa City) On a hot and humid day in Iowa, the Buffaloes essentially dominate the Hawkeyes from the start to finish, though it needed a late to win at No. 19 Iowa, 24-21. J.J. Flanigan and Sal Aunese scored on touchdown runs to jump CU out to a 14-0 first quarter lead. Iowa tied the game by halftime, only to see CU go back ahead, 17-14, on a 28-yard field goal by Eric Bauman in the third quarter. The Hawkeyes took their first and only lead six minutes later, and held on until Aunese led Colorado on an 85-yard march, scrambling it in himself from the 1 and sending the Buffs back into the lead with just 1:55 remaining.

Sept. 4, 1989 #14 Colorado 27, Texas 6

(in Boulder) Expectations were high, as CU was ranked in the preseason for the first time since 1978, opening at No. 14, but a resounding 27-6 win over Texas on Labor Day night propelled the Buffaloes into the top 10 for the remainder of the season. Darian Hagan, charged with replacing Sal Aunese at quarterback, admitted he was as nervous as could be in making his first career start, but erased all the butterflies with a 75-yard run to set up a score on the game's second play. Hagan had 211 yards of total offense, scoring one touchdown and passing for another in the triumph.

Sept. 16, 1989 #8 Colorado 38, #10 Illinois 7

(in Boulder) On emotional day, and with a national over-the-air television broadcast from Folsom Field for the first time in 17 years, the Buffaloes steamrolled the No. 10 Illini, 38-7. The crowd was as raucous as could be, frustrating Illinois quarterback Jeff George several times and getting into his head. A 48-yard halfback pass from Eric Bienemy to M.J. Nelson sapped a 7-7 tie and the Buffs never looked back, outgaining Illinois, 475-193. Sal Aunese, CU's quarterback and team leader who had been diagnosed with stomach cancer in March, hobbled on from the Flatiron Club, and was assisted by his teammates from the field to what would be the final game he'd ever witness (he passed away a week later).

Sept. 30, 1989 #5 Colorado 45, #21 Washington 28

(at Seattle) No. 5 Colorado wins at No. 21 Washington, but the real story is the emotional win one week after quarterback Sal Aunese died due to complications from stomach cancer. The Huskies showed real class and held a moment of silence for Aunese prior to kickoff, the entire CU team knelt and pointed to the sky in tribute. The Buffs got off to a slow start with an interception and a three-and-out on offense, trailing 3-0, Eric Bienemy scored on a 26-yard run and the rout was on, as CU would mount to a 28-6 third quarter lead and cruised to the win.

Oct. 28, 1989 #3 Colorado 20, Oklahoma 3

(at Norman) Ever since Colorado converted to an option offense in 1985, Oklahoma had always stifled the CU offense (an average of 129 yards in four games). But as CU restored to the offense and the Buff defense improved, CU was no longer a pushover for the Sooners. On this day, the nation found out the Buffs were for real with CU's first win in Norman since 1965. The key play came late in the first half with CU ahead, 3-0, and faced with a 2nd and goal at the Oklahoma 1-yard line. Darian Hagan took the snap and optioned left, turning what became known as the "moon pitch" to J.J. Flanigan who walked into the end zone. The pitch went an estimated eight feet in the air, and by the end of the game, CU was on Cloud Nine.

Nov. 4, 1989 #2 Colorado 27, #3 Nebraska 21

(in Boulder) A total of 801 media credentials were issued for the game, a CU record at the time and an indicator of the national interest in the battle of undefeated teams, No. 2 Colorado defeated No. 3 Nebraska, 27-21, to all but clinch league title and the Orange Bowl berth that went with it. In improving to 9-0 on the season, after NU jumped ahead early 7-0, CU tied the game on a 78-yard run by J.J. Flanigan, who took a pitch from Darian Hagan some 48 yards downfield. Hagan and Flanigan added short TD runs, and Ken Culbertson made a pair of field goals, including a 49-yarder just before halftime that gave CU the lead for good at 17-14.

Sept. 22, 1990 #20 Colorado 29, #22 Texas 22

(at Austin) Called the inspiration for CU's national title run after a 1-1-1 start, CU rallied from a 23-14 fourth quarter deficit for the win. With UT ahead 28-14 and deep in CU territory at the end of the third quarter, Eric Bieniemy stopped the defense walking down to the other end of the field, and with the entire offense, challenged them to stop the Longhorns from scoring a touchdown. The spirited encounter worked, as CU held Texas to a field goal; the offense then did its part, with Bieniemy scoring touchdowns on the next two possessions. Alfred Williams closed the scoring by sacking UT's Peter Gardere in the end zone for safety.

Oct. 27, 1990 #10 Colorado 32, #22 Oklahoma 23

(in Boulder) The win over the No. 22 Sooners, only the third time CU had ever beaten OU in back-to-back seasons, set up the Buffaloes for a Big Eight title showdown at Nebraska the following week. But it didn't come easy; Oklahoma led the entire first half and was up 14-12 at intermission before a 88-yard run by Eric Bieniemy in the third quarter gave CU its first lead of the game, and one it would not relinquish. Ahead 18-17 one minute into the fourth quarter, Darian Hagan connected with Rico Smith on an 85-yard touchdown pass, and Hagan's 3-yard TD run provided the Buffs insurance and their sixth straight win.

Nov. 3, 1990 #9 Colorado 27, #3 Nebraska 12

(at Lincoln) On a cold, rainy and generally miserable late afternoon, things didn't look good for the Buffaloes through three quarters. Nebraska led 12-8 and the Buffs couldn't hold on to the football, fumbling seven times (and losing three). However, CU came alive in the fourth quarter and behind four Eric Bieniemy touchdown runs, the Buffs rallied for a 27-12 win over the No. 3 Huskers. The win jumped CU from No. 9 to No. 4 in the standings and all but clinched a second straight Big Eight title, and coupled with three other top five teams losing that day, set the stage for another CU chance at winning the national championship.



Ronnie Bradford's blocked PAT kick was the margin of victory (10-9) over Notre Dame in the 1991 Orange Bowl.

Eric Bieniemy scored four fourth quarter touchdowns to rally CU over Nebraska, 27-12, in 1990.

Jan. 1, 1991 #1 Colorado 10, #5 Notre Dame 9

(Orange Bowl at Miami, Fla.) A dramatic 10-9 win over Notre Dame in a rematch of the previous year's Orange Bowl (won by Notre Dame) gave Colorado its first national championship in football. There was no shortage of heroes for the Buffaloes, as CU lost two of its star players to injury: quarterback Darian Hagan and linebacker Kanavis McCloney but their replacements came in and answered the call. Charles Johnson, voted the game's MVP, led the Buffs on their only touchdown drive of the night, capped by an Eric Bieniemy 1-yard run that put CU ahead with 4:26 left in the third quarter. It was then up to the defense, which already had a key block of an Irish extra point by Ronnie Bradford. Paul Rose, McGhee's sub, had a key fumble recovery along with two tackles inside-the-10 yardline, and Deion Figueroa' interception in the final seconds sealed the win.

Oct. 19, 1991 #22 Colorado 34, #12 Oklahoma 17

(at Norman) Darian Hagan threw for 151 yards and three touchdowns and became an the few quarterbacks to defeat Oklahoma in three straight years as the Buffs routed the Sooners, 34-17. All three TD passes came in the first quarter, stoking CU to a 20-7 lead, with Sean Brown, Christian Fauria and Michael Westbrook on the receiving end of the scores. Scott Phillips and Lamont Warren accounted for CU's other two touchdowns on short runs, Phillips' coming with just eight seconds left in the first half to give CU a 27-17 intermission edge.

Oct. 16, 1993 #20 Colorado 27, #9 Oklahoma 10

(at Norman) Lamont Warren rushed for 192 yards and threw a touchdown pass to leading CU to its third straight win at Owens Field. Rashaan Salaam and James Hill scored touchdowns rushing with Charles E. Johnson making a pair of TD receptions to give Bill McCartney his 78th win coaching the Buffaloes, making him the program's all-time winningest coach (he was tied with Fred Folsom). Warren's 34-yard TD pass to Johnson was selected as the national play of the year, as Warren slipped on a slick artificial surface while throwing the ball, and downfield, Johnson caught the ball while practically on the ground after being interfered with.

Brick Games

Sept. 17, 1994 #7 Colorado 55, #10 Wisconsin 17

(in Boulder) Wisconsin made its first visit to Folsom Field in 20 years, though this time heading Folsom Field as the defending Big Ten Conference and Rose Bowl champions. An expected close, down-to-the-wire game never materialized as the Buffaloes ran away from the Badgers by the middle of the second quarter, building a 21-3 lead. Rashaan Salaam rushed for 55 yards – his only regular season game under 100 – but scored four touchdowns as Colorado routed Wisconsin in front of a national television audience on ESPN.

Sept. 24, 1994 #7 Colorado 27, #4 Michigan 26

(at Ann Arbor) In a game referred to as "The Miracle in Michigan" as well as "The Catch," Kordell Stewart's 94-yard touchdown pass to Michael Westbrook, via a Blake Anderson tip, wins the game for Colorado after time had expired. The see-saw game had Colorado ahead 14-3 at one point until the Wolverines scored the next 23 to take a 26-14 lead. The Buffs cut the lead to 26-21 with just over two minutes to play, and the defense got the ball back with 14 seconds on the clock to set up the last-second heroics. It was the national play-of-the-year in all of sports and won on ESPN.

Oct. 1, 1994 #5 Colorado 34, #16 Texas 31

(at Austin) Salaam rushed for 317 yards and totaled a school record 382 all-purpose yards as the Buffaloes survived the Texas heat and humidity in sweeping with a 34-31 win. Colorado had 506 yards on offense, 387 on the ground, while the CU defense limited the Longhorns to just 323. Though CU led most of the afternoon, UT caught the Buffs in a 31-all tie with 4:00 left; the Buffs then ran out the clock on a 13-play, 75-yard drive, with Neil Vankoughnett hooting the game-winning 34-yard field goal with just a second remaining on the clock.

Nov. 19, 1994 #7 Colorado 41, Iowa State 20

(in Boulder) Two wins in the regular season finale had two significant highlights: eventual Heisman Trophy winner Rashaan Salaam went over the 2,000-yard mark in rushing and quarterback Kordell Stewart became the Big Eight's all-time total offense leader. The game was never in doubt, and with Rashaan entering the game with 1,796 yards, the Folsom Field scoreboard updated his number after every carry. With just under 11 minutes left in the game, and needing just 12 yards to reach 2,000, Salaam took a handoff and went around the right side for a 67-yard touchdown to the delight of all in the stadium. Following the game, the humbled of the days head coach Bill McCartney announced his retirement.

Shannon Clavelle had three quarterback sacks in CU's 41-24 rout of Notre Dame in the '95 Fiesta Bowl.

Jan. 2, 1995 #4 Colorado 41, Notre Dame 24

(Fiesta Bowl at Tempe, Ariz.) The Buffaloes send Bill McCartney out on a high note, as CU dismantles Notre Dame, 41-24. Kordell Stewart was the offensive most valuable player, passing for 285 yard and a touchdown while rushing for 143 yards and a score on just seven attempts). Shannon Clavelle was the defensive MVP, as he recorded three of CU's seven sacks to helping the Buffs build a 31-3 second quarter lead. Colorado finished 11-1 on the season and ranked No. 3 in the final polls, while McCartney retired as the winningest coach in CU history with a 93-55-5 record.

Sept. 2, 1995 #14 Colorado 43, #21 Wisconsin 7

(at Madison) Rick Neuheisel was hired to replace the legendary Bill McCartney as head coach, and his first game was no easy task: traveling to the midwest to take on the Badgers, who were out for revenge after getting blasted in Boulder a year earlier, 55-17. But the rematch proved worse for the hometown team, as the Buffs never trailed in building a 24-7 halftime lead. Kay Detmer threw for 287 yards and three touchdowns, with the CU defense holding Wisconsin to 297 total yards. Matt Russell had 16 tackles and Steve Gaage had 11 along with a 75-yard fumble return for the final points of the night.

Sept. 23, 1995 #7 Colorado 29, #3 Texas A&M 21

(in Boulder) CU rallied for win over No. 3 Aggies, as John Hessler comes off the bench to lead CU to the win after replaced injured quarterback Kay Detmer. Hessler rushed for two scores and passed for a third, a 28-yard throw to Tompson McCarty that gave the Buffs the lead for good early in the fourth quarter. Colorado's defense held a potent Aggie rushing attack to just 57 net yards and 230 yards overall.

Sept. 30, 1995 #4 Colorado 38, #10 Oklahoma 17

(at Norman) Known as the "asterisk" game the coach of the No. 10 Sooners, Howard Schnellenberger, said he wanted to beat CU with a healthy Kay Detmer at quarterback so there wouldn't be a "dozen asterisk" next to the score in the record books. An injured Detmer missed the game, but his backup, John Hessler, and the Buffs took the disrespect and threw it right back at the Sooners. Hessler threw for 348 yards and a school record five touchdowns as CU rallied from a 17-7 deficit and kicked OU to the curb in their own backyard. In the process, CU became only the third school in history to win four straight times in Norman.

Dec. 30, 1996 #8 Colorado 33, #13 Washington 21

(Holiday Bowl at San Diego, Calif.) The Buffaloes are down 14-0 early, but pull off their largest rally in a bowl game to exit with the win. Kay Detmer threw for 271 yards and three touchdowns with Biletnikoff Award finalist Rae Carruth hauling in seven catches for 162 yards and two of the scores, including a 78-yard play that got Colorado on the scoreboard. Nick Ziegler then picked off a Brock Huard pass and returned it 31 yards for a touchdown to tie the game, and the Buffs took control from there. The victory gave CU its third straight 10-win season, a first in school history.

Dec. 25, 1998 Colorado 51, #21 Oregon 43

(Aloha Bowl at Honolulu, Hawaii) The win is CU's fifth straight in bowl games, the longest active streak in the nation, and comes in the program's 1,000th game. The game was nowhere near as close as the final score indicated, as the Buffaloes mounted to a 44-14 lead five minutes into the second half. Ben Kelly returned the opening kickoff 93 yards for a touchdown, and Mike Moschetti threw four touchdown passes, including two bombs to Marcus Stiggers (68 yards) and Darin Chiaverini (72). CU's defense forced the Ducks into six turnovers that led to 28 Buffalo points.

Dec. 31, 1999 Colorado 62, #25 Boston College 28

(Insight.com Bowl at Tucson, Ariz.) Colorado defeated the No. 25 Golden Eagles in one of its most dominant performances ever. The Buffs built a 35-0 lead in the second quarter on touchdown runs by Cortlan Johnson and Mike Moschetti, interception returns for scores by Joshua Sykes and Rashidi Barnes, and the longest punt return in NCAA bowl history, 89 yards, by Ben Kelly. It was also the sixth straight bowl win for the CU, adding to its nation's best active streak.

Derek McCoy caught TD passes of 82 and 78 yards in a 42-35 win over Colorado State in Denver in 2003.

Nov. 23, 2001 #14 Colorado 62, #2 Nebraska 36

(in Boulder) Colorado's 62-36 win over No. 2 Nebraska sent shockwaves throughout the college football world. In scoring the most points ever against a Huskers defense at the time, the Buffaloes matched NU's 7-1 record in the Big 12 North Division with the win and earned the right to play Texas the following week in the league title game. Chris Brown rushed for 198 yards and a school record six touchdowns, with Bobby Purdy racing for 154 yards and one score as CU built a 35-3 lead early in the second quarter and rolled from there to the victory.

Dec. 1, 2001 #9 Colorado 39, #3 Texas 37

(Big 12 Championship Game at Irving, Texas) In July, when Coach Gary Barnett attended the Big 12's media day in Dallas, he took rookies Andre Gurode and Michael Lewis on a mini-tour of Cowboys Stadium, the site of the league's title game later that year. The players placed the opposing team's helmet decal on a replica of the stadium after each victory. But one was missing—Texas—the only team to defeat the Buffs during the regular season. However, CU would exact its revenge as Chris Brown rushed for 198 yards and three scores, and the Buff defense intercepted UT's Chris Simms three times in the first half in defeating the No. 3 Longhorns, 39-37, to claim its first Big 12 title.

Sept. 21, 2002 Colorado 31, #20 UCLA 17

(at Pasadena) The Buffs, reeling with a 1-3 record, were coming off their worst home loss in 19 years and had its next game at No. 20 UCLA. Controlling the tempo from practically the start, and thanks to 188 rushing yards and three touchdowns from Chris Brown, three Patrick Broughton field goals and a solid game from quarterback Robert Hedge (117 yards), CU's 31-17 win ignited the team and started an 8-1 run over

Aug. 30, 2003 Colorado 42, #23 Colorado State 35

(in Denver) In a game delayed 28 minutes in the third quarter because of lightning, the Buffaloes scored 28 points in the second quarter but needed a 2-yard touchdown run from Bobby Purdy to defeat their in-state rivals. CU had lightning strikes of its own, as quarterback Joel Klatt and receiver Derek McCoy hooked up on scoring passes of 82 and 78 yards, the latter coming right as a major lightning bolt was witnessed by all in the stadium forcing play to be suspended immediately. Klatt threw for 402 yards and four TDs in his first start.

Sept. 4, 2004 Colorado 27, Colorado State 24

(in Boulder) The entire program was in the midst of surviving a largely manufactured ordeal off the field, and when the season opener rolled around, the team had a lot of pent up frustration. Final: CSU was set on ruining the opener, rallying from 18 down in the final five minutes to close to within 27-24 and faced a first-and-goal from the CU 1 in the final minute of the game. But the Buffalo defense rose to the occasion, stuffing two running plays as time ran out to preserve the win.

Sept. 29, 2007 Colorado 27, #3 Oklahoma 24

(in Boulder) The win, which snapped a 14-game losing streak to ranked teams, was the first ever a top 25 team for second-year head coach Dan Hawkins as the Buffs rallied from a 24-7 deficit midway through the third quarter for a 27-24 win over the No. 3 Sooners. Kevin Eberhart's 45-yard field goal as time expired completed the fourth biggest comeback in school history and was only the fourth such instance in school history where the Buffs won on a score as time expired.



Kevin Eberhart celebrates his 45-yard field goal at the gun that beat No. 3 Oklahoma in 2007.

Brick Games

Nov. 23, 2007 Colorado 65, Nebraska 51

(in Boulder) Colorado needed a win to become bowl-eligible and took a 17-7 lead over the rival Huskers only to fall behind 35-34 at halftime. But an offensive explosion of 41 points after halftime allowed the Buffs to roll to the victory. The outburst tied the school record for the most points in a second half and prevented Nebraska from qualifying for the postseason for just the second time in four decades. It also marked just the fifth time CU defeated both NU and Oklahoma in the same season.

Nov. 25, 2011 Colorado 17, Utah 14

(at Salt Lake City) In the season finale for both schools in their first year in the Pac-12 Conference, it was the culmination of a series which had been dormant since 1962. CU jumped up early, 10-0, and then held on for the win which would snap a school record 20-game road losing streak. It also eliminated the Utes from contention for the first Pac-12 South Division title, and was a little payback to the school which had ended CU's national championship hopes in 1961.

Sept. 1, 2013 Colorado 41, Colorado State 27

(in Denver) Paul Richardson returned in a big way from a knee injury to help new CU coach Mike Machtyger win his first game at the reins of the Buffaloes as CU ran away from rival Colorado State, 41-27. Richardson caught 10 passes for 208 yards and two touchdowns, with Connor Wood passing for 400 yards and three TDs. Greg Henderson's 58-yard fumble return for a touchdown put CU ahead 35-24 in the fourth quarter, and a Wood-to-Richardson 75-yard pass for a score wrapped the day's scoring. It marked just the second time since 1932 that a head coach at CU won his first game.

Sept. 24, 2016 Colorado 41, Oregon 38

(at Eugene) Oregon had won six straight games in the series, the last five between the two as members of the Pac-12, but the Buffs broke through in a big way on this day. Steven Montez became the first player in CU history to throw for 300 yards and rush for 100 in the same game (338 and 185, respectively) and accounted for four touchdowns in Colorado's 41-38 win. Though CU built a 23-7 lead, the Ducks came back to lead 38-35 after three quarters; Montez threw a TD pass to Bryce Bobo with 8:43 to play with the two connecting again on the two-point conversion. In the final minute, Oregon drove to the CU 7, but Alderio Whitemyer's interception in the end zone with 48 seconds to play sealed the win for the Buffs.

Oct. 22, 2016 Colorado 10, Stanford 5

(at Palo Alto) In a defensive battle, the Colorado defense limited Stanford to just 248 yards of offense in defeating the Cardinal, 10-5. CU spotted Stanford a 3-0 lead, but Sefo Liufau and Shay Fields connected on a 15-yard touchdown pass early in the second quarter to put the Buffs ahead for good. The win improved the Buffs to 4-2 on the season, making CU bowl-eligible for the first time in nine seasons and ending a five-game winning streak by Stanford in the series.

Nov. 26, 2016 #9 Colorado 27, #21 Utah 22

(in Boulder) It all came together this Saturday night after Thanksgiving, as a national television audience and a sellout crowd at Folsom Field witnessed the Buffaloes win their first division title in 11 seasons (and their first in the Pac-12) in defeating No. 21-ranked Utah, 27-22. The win completed CU's "last to first" season as the Buffs finished 8-1 in league play, producing the largest turnaround from one season to the next in Pac-12 history after going 1-8 the year before. Sefo Liufau threw for 291 yards and a touchdown while rushing for another, with Kenneth Olugbode's 15-yard fumble return for a score clinching the win and CU's first appearance in the Pac-12 title game.

DID YOU KNOW?... That CU's records for rushing yards in a single game and season have a common link? In 1971, **Charlie Davis** rushed for 342 yards in a 40-6 win over Oklahoma State, and in 1994, **Rashaan Salaam** rushed for 2,055 yards en route to winning the Heisman Trophy. The link? Davis also went over the 1,000-yard mark for the season in the OSU game, doing so on a 67-yard touchdown run around the right end. Salaam went over the 2,000-yard mark in the finale against Iowa State—on a 67-yard touchdown run around the right end.

Kenneth Olugbode scooped up a Utah fumble and returned it 15 yards for a touchdown in CU's 27-22 win.

Sept. 7, 2019 Colorado 34, #25 Nebraska 31 (OT)

(in Boulder) Nebraska was out to avenge a 33-28 loss to the Buffaloes a year before in Lincoln, and also accused CU of playing dirty. Husker fans flooded Folsom Field with anywhere from 15-18,000 fans and they were celebrating early as NU held a 17-0 lead late in the third quarter. But a monster comeback rallied the Buffs to tie the game at 31 with 46 second remaining (it featured the longest play from scrimmage in CU history, a 96-yard flea flicker TD pass from Steven Montez to K.D. Nixon, with a 26-yard TD pass from Montez to Tony Brown sending the game into overtime). CU had the ball first and James Stefanou gave CU its first lead of the game with a 34-yard field goal; Mustafa Johnson had a key quarterback sack on third down, and facing a 4th-and-16, a Husker field goal try to tie the game missed badly giving the Buffs a sweep of the home-and-home series. In the fourth quarter, the Buffs scored 24 points and piled up 258 yards on offense.

Nov. 7, 2020 Colorado 48, UCLA 42

(in Boulder) After Mel Tucker abruptly left the program on Feb. 12 to take the head coaching job at Michigan State, Karl Dorrell was named CU's 27th head football coach 11 days later. But it would be another 228 days until he would be able to see his team practice, as the COVID-19 pandemic wiped out spring ball and delayed the start of fall drills until Oct. 9. It was Dorrell's second collegiate head coaching gig, with some irony attached: in his first at his alma mater, UCLA, his first game was in Boulder against Colorado, where he had served two stints as an assistant coach in the 1990s (CU won, 16-14). The Buffs zoomed to a 35-7 lead in the second quarter and then held off a furious UCLA rally for the win, enabling Dorrell to become just the fourth CU coach since 1932 to win his first game. CU amassed 525 yards on offense in a most balanced fashion: 264 rushing, 261 passing.

Brick Games

Sept. 2, 2023 Colorado 45, #17 TCU 42

(in Fort Worth) In the first game of the Deion "Coach Prime" Sanders era at Colorado taking on the defending National Championship runners-up, Colorado jumped out the gate scoring 45 points with countless records broken in the process led by Quarterback Shedeur Sanders in his first start as a Buff. At the top of the records was the mark for most passing yards in a game as well as most in a FBS debut since 1996 with 510 to go along with four touchdowns and no interceptions. Out of the 510 yards, four different receivers topped 100 receiving yards, the first time in school history. Two-way star Travis Hunter set the country on fire playing 138 plays from scrimmage a school record while recording 11 receptions for 119 yards, one interception, 1 PBU, and three tackles. Hunter is the only FBS player since 2003 to record 100 receving yards and an interception in the same game. The breakout star of the game was freshman Dylan Edwards who scored four touchdowns the last of which put the Buffs ahead to stay in the fourth quarter to win 45-42.

Television Appearances

Colorado has appeared on either national or regional television 382 times since the 1951 season, posting a 159-220-3 record in these games (83-85-2 in Boulder). The Buffaloes have been on national TV a total of 277 times, owning a 111-175-3 record (61-61-2 in Boulder). The first appearance on TV by Colorado was on Nov. 17, 1951, as the Nebraska game in Lincoln was broadcast to 19 states in the central part of the nation as part of the NCAA television testing program; an estimated 8-to-10 million people watched the Buffs win in impressive fashion, 36-14. An interesting fact is that the first college football game ever televised on ESPN involved Colorado, as the fledgling cable network on just its second day of existence broadcasted the Oregon-CU game on Sept. 8, 1979 (on a tape-delayed basis later that same day). A detailed look at Colorado's all-time national and regional televised games (with announcers, if known):

Date	Opponent	Site	Result		Network	Type	Play-By-Play	Commentary	Sidelines
Nov. 17, 1951	Nebraska	Lincoln	W	36-14	NBC	Regional	Bill Stern	Ray Michael	none
Oct. 8, 1955	Oregon	Eugene	W	13- 6	NBC	Regional			
Oct. 22, 1955	Oklahoma	Norman	L	21-56	NBC	Regional	Len Morton	none	none
Jan. 1, 1957	Clemson	Miami (a)	W	27-21	NBC	National	Jim Gibbons		none
Oct. 26, 1957	Oklahoma	Norman	L	13-14	NBC	Regional			
Oct. 25, 1958	Nebraska	BOULDER	W	27-16	NBC	Regional			
Nov. 4, 1961	Missouri	BOULDER	W	7- 6	ABC	Regional	Mel Allen		none
Jan. 1, 1962	Louisiana State	Miami (a)	L	7-25	NBC	National	Curt Gowdy	Paul Christman	Jim Simpson
Sept. 23, 1967	Oregon	Eugene	W	17-13	ABC	Regional			
Dec. 23, 1967	Miami, Fla.	Houston (b)	W	31-21	ABC	National	Chris Schenkel	Bud Wilkinson	Bill Flemming
Sept. 28, 1968	California	Berkeley	L	0-10	ABC	Regional			
Dec. 13, 1969	Alabama	Memphis (c)	W	47-33	ABC	National	Chris Schenkel	Bud Wilkinson	none
Sept. 26, 1970	Penn State	BOULDER	W	41-13	ABC	National	Chris Schenkel	Bud Wilkinson	none
Oct. 31, 1970	Nebraska	BOULDER	L	13-29	ABC	Regional	Chris Schenkel	Bud Wilkinson	none
Dec. 12, 1970	Tulane	Memphis (c)	L	3-17	ABC	National			
Oct. 30, 1971	Nebraska	Lincoln	L	7-31	ABC	National	Keith Jackson	Bud Wilkinson	none
Dec. 31, 1971	Houston	Houston (b)	W	29-17	ABC	National			
Oct. 21, 1972	Oklahoma	BOULDER	W	20-14	ABC	National	Keith Jackson	Bud Wilkinson	none
Nov. 4, 1972	Nebraska	BOULDER	L	10-33	ABC	National	Keith Jackson	Bud Wilkinson	none
Dec. 30, 1972	Auburn	Jacksonville (d)	L	3-24	ABC	National	Bill Flemming	Lee Grosscup	none
Nov. 10, 1973	Kansas	Lawrence	L	15-17	ABC	Regional			
Nov. 2, 1974	Nebraska	BOULDER	L	15-31	ABC	Regional			
Nov. 16, 1974	Oklahoma State	Stillwater	W	37-20	ABC	Regional			
Nov. 15, 1975	Kansas	Lawrence	W	24-21	ABC	Regional			
Dec. 27, 1975	Texas	Houston (b)	L	21-38	ABC	National			
Sept. 18, 1976	Washington	Seattle	W	21- 3	ABC	Regional	Keith Jackson		none
Jan. 1, 1977	Ohio State	Miami (a)	L	10-27	NBC	National	Jim Simpson	John Brodie	none
Nov. 12, 1977	Oklahoma	Norman	L	14-52	ABC	National			
Oct. 28, 1978	Missouri	Columbia	W	28-27	ABC	Regional			
Nov. 18, 1978	Iowa State	BOULDER	L	16-20	ABC	Regional			
Sept. 8, 1979	Oregon	BOULDER	L	19-33	ESPN	National	Jerry Gross	Irv Brown	none
Oct. 4, 1980	Oklahoma	BOULDER	L	42-82	ESPN	National	Stu Nahan	Irv Brown	none
Oct. 6, 1984	Missouri	Columbia	L	17-52	*KATZ	Regional	Ray Scott	Eddie Crowder	none
Oct. 27, 1984	Oklahoma State	Stillwater	L	14-20	*KATZ	Regional	Ray Scott	Eddie Crowder	none
Oct. 26, 1985	Nebraska	Lincoln	L	7-17	ABC	National	Tim Brant	Lee Grosscup	none
Nov. 2, 1985	Oklahoma State	BOULDER	L	11-14	Raycom	Regional	Kevin Kiley	Kevin Slaten	none
Dec. 30, 1985	Washington	Anaheim (e)	L	17-20	*Lorimar	National	Barry Tompkins	Lou Holtz	Geoff Witcher
Sept. 27, 1986	Arizona	BOULDER	L	21-24	Raycom	Regional	Jim Thacker	Steve Davis	none
Oct. 11, 1986	Missouri	Columbia	W	17-12	Raycom	Regional	Jim Thacker	Steve Davis	none
Nov. 1, 1986	Oklahoma State	Stillwater	W	31-14	Raycom	Regional	Jim Thacker	Steve Davis	none
Nov. 15, 1986	Oklahoma	BOULDER	L	0-28	Raycom	Regional	Jim Thacker	Steve Davis	none
Dec. 31, 1986	Baylor	Houston (b)	L	9-21	*Raycom	National	Merle Harmon	Kevin Kiley	none
Oct. 24, 1987	Oklahoma	Norman	L	6-24	ESPN	National	Jim Kelly	Kevin Kiley	none
Nov. 28, 1987	Nebraska	BOULDER	L	7-24	ESPN	National	Bob Rathbun	Lee Corso	none
Oct. 22, 1988	Oklahoma	BOULDER	L	14-17	ESPN	National	Bob Carpenter	Kevin Kiley	Chris Fowler
Dec. 29, 1988	Brigham Young	Anaheim (e)	L	17-20	Raycom	National	Mike Haffner	Jim Grabowski	none
Sept. 4, 1989	Texas	BOULDER	W	27- 6	ESPN	National	Mike Patrick	Gene Washington	none
Sept. 16, 1989	Illinois	BOULDER	W	38- 7	CBS	National	Jim Nantz	Pat Haden	John Dockery
Nov. 4, 1989	Nebraska	BOULDER	W	27-21	CBS	National	Jim Nantz	Pat Haden	John Dockery
Jan. 1, 1990	Notre Dame	Miami (a)	L	6-21	NBC	National	Dick Enberg	Bill Walsh	O.J. Simpson
Aug. 26, 1990	Tennessee	Anaheim (f)	T	31-31	NBC	National	Don Criqui	Bill Walsh	Ahmad Rashad
Sept. 6, 1990	Stanford	BOULDER	W	21-17	ESPN	National	Mike Patrick	Steve Davis	none
Sept. 15, 1990	Illinois	Champaign	L	22-23	ABC	National	Brent Musburger	Dick Vermeil	Mark Jones
Sept. 22, 1990	Texas	Austin	W	29-22	ESPN	National	Ron Franklin	Gary Danielson	none
Oct. 27, 1990	Oklahoma	BOULDER	W	32-23	CBS	National	Jim Nantz	Tim Brant	John Dockery
Nov. 3, 1990	Nebraska	Lincoln	W	27-12	ESPN	National	Sean McDonough	Mike Gottfried	Kevin Guthrie

Television Appearances, continued

Date	Opponent	Site	Result	Network	Type	Play-By-Play	Commentary	Sidelines
Jan. 1, 1991	Notre Dame	Miami (a)	W 10- 9	NBC	Regional	Dick Enberg	Bill Walsh	John Dockery
Sept. 7, 1991	Wyoming	BOULDER	W 30-13	ESPN	National	Ron Franklin	Mike Gottfried	Adrian Karsten
Sept. 28, 1991	Stanford	Palo Alto	L 21-28	ABC	Regional	Mark Jones	Tim Brant	none
Oct. 19, 1991	Oklahoma	Norman	W 34-17	ABC	Regional	Steve Zabriskie	John Spagnola	none
Nov. 2, 1991	Nebraska	BOULDER	T 19-19	ESPN	National	Ron Franklin	Mike Gottfried	Adrian Karsten
Dec. 28, 1991	Alabama	Miami (g)	L 25-30	CBS	National	Jim Nantz	Dan Fouts	Andrea Joyce
Sept. 26, 1992	Iowa	BOULDER	W 28-12	ABC	Regional	Mark Jones	Tim Brant	none
Oct. 8, 1992	Missouri	Columbia	W 6- 0	ESPN	National	Ron Franklin	Mike Gottfried	Jerry Punch
Oct. 17, 1992	Oklahoma	BOULDER	T 24-24	ESPN	National	Ron Franklin	Mike Gottfried	Adrian Karsten
Oct. 31, 1992	Nebraska	Lincoln	L 7-52	ESPN	National	Brad Nessler	Gary Danielson	Jerry Punch
Jan. 1, 1993	Syracuse	Tempe (h)	L 22-26	NBC	National	Charlie Jones	Todd Christensen	Beasley Reece
Sept. 4, 1993	Texas	BOULDER	W 36-14	ESPN	National	Ron Franklin	Mike Gottfried	Adrian Karsten
Sept. 18, 1993	Stanford	Palo Alto	L 37-41	ESPN	National	Brad Nessler	Gary Danielson	Rick Walker
Sept. 25, 1993	Miami, Fla.	BOULDER	L 29-35	ABC	National	Keith Jackson	Bob Griese	Jack Arute
Oct. 16, 1993	Oklahoma	Norman	W 27-10	ABC	Regional	Steve Zabriskie	Ron Pitts	Dean Blevins
Oct. 30, 1993	Nebraska	BOULDER	L 17-21	ABC	Regional	Mark Jones	Tim Brant	none
Dec. 25, 1993	Fresno State	Honolulu (l)	W 41-30	ABC	National	Mark Jones	Tim Brant	Jack Arute
Sept. 17, 1994	Wisconsin	BOULDER	W 55-17	ESPN	National	Brad Nessler	Gary Danielson	Adrian Karsten
Sept. 24, 1994	Michigan	Ann Arbor	W 27-26	ABC	Regional	Keith Jackson	Bob Griese	Lynn Swann
Oct. 1, 1994	Texas	Austin	W 34-31	ABC	Regional	Keith Jackson	Bob Griese	Lynn Swann
Oct. 15, 1994	Oklahoma	BOULDER	W 45- 7	ESPN	National	Brad Nessler	Gary Danielson	Adrian Karsten
Oct. 22, 1994	Kansas State	BOULDER	W 35-21	ESPN	National	Ron Franklin	Mike Gottfried	Mike Adamle
Oct. 29, 1994	Nebraska	Lincoln	L 7-24	ABC	National	Keith Jackson	Bob Griese	Lynn Swann
Jan. 2, 1995	Notre Dame	Tempe (h)	W 41-24	NBC	National	Charlie Jones	Randy Cross	Dan Hicks
Sept. 2, 1995	Wisconsin	Madison	W 43- 7	ABC	National	Brent Musburger	Dick Vermeil	Jack Arute
Sept. 9, 1995	Colorado State	BOULDER	W 42-14	ESPN	National	Brad Nessler	Gary Danielson	Jerry Punch
Sept. 23, 1995	Texas A&M	BOULDER	W 29-21	ABC	Regional	Keith Jackson	Bob Griese	Lynn Swann
Sept. 30, 1995	Oklahoma	Norman	W 38-17	ESPN	National	Ron Franklin	Mike Gottfried	Mike Adamle
Oct. 28, 1995	Nebraska	BOULDER	L 21-44	ABC	Regional	Keith Jackson	Bob Griese	Lynn Swann
Nov. 18, 1995	Kansas State	Manhattan	W 27-17	ABC	Regional	Roger Twibell	Brian Holloway	none
Jan. 1, 1996	Oregon	Dallas (j)	W 38- 6	CBS	National	Tim Ryan	Doug Flutie	Bill MacAtee
Aug. 31, 1996	Washington State	BOULDER	W 37-19	ABC	Regional	Brent Musburger	Dick Vermeil	Jack Arute
Sept. 7, 1996	Colorado State	Fort Collins	W 48-34	ESPN2	National	Dave Barnett	Todd Christensen	none
Sept. 14, 1996	Michigan	BOULDER	L 13-20	ABC	Regional	Keith Jackson	Bob Griese	Lynn Swann
Sept. 28, 1996	Texas A&M	College Station	W 24-10	ABC	Regional	Terry Gannon	Tim Brant	Lewis Johnson
Oct. 12, 1996	Oklahoma State	BOULDER	W 35-13	FSN	National	Drew Goodman	Dave Lapham	Greg Lucas
Oct. 19, 1996	Kansas	Lawrence	W 20- 7	FSN	Regional	Ron Thulin	Steve Davis	Brian Neuner
Oct. 26, 1996	Texas	BOULDER	W 28-24	ABC	Regional	Mark Jones	John Spagnola	Dean Blevins
Nov. 16, 1996	Kansas State	BOULDER	W 12- 0	FSN	National	Drew Goodman	Dave Lapham	Lisa Malosky
Nov. 29, 1996	Nebraska	Lincoln	L 12-17	ABC	National	Brent Musburger	Dick Vermeil	Jack Arute
Dec. 30, 1996	Washington	San Diego (k)	W 33-21	ESPN	National	Brad Nessler	Gary Danielson	Adrian Karsten
Sept. 6, 1997	Colorado State	BOULDER	W 31-21	FSN	Regional	Ron Thulin	Artie Gigantino	Jim Knox
Sept. 13, 1997	Michigan	Ann Arbor	L 3-27	ABC	National	Keith Jackson	Bob Griese	Lynn Swann
Sept. 27, 1997	Wyoming	BOULDER	W 20-19	FSN	Regional	Ron Thulin	Artie Gigantino	Jim Knox
Oct. 4, 1997	Texas A&M	BOULDER	L 10-16	ABC	Regional	Mark Jones	Tim Brant	Lewis Johnson
Oct. 11, 1997	Oklahoma State	Stillwater	L 29-33	FSN	National	Drew Goodman	Artie Gigantino	Greg Bell
Oct. 18, 1997	Kansas	BOULDER	W 42- 6	FSN	National	Drew Goodman	Artie Gigantino	Greg Bell
Oct. 25, 1997	Texas	Austin	W 47-30	ABC	Regional	Brent Musburger	Dan Fouts	Jack Arute
Nov. 8, 1997	Iowa State	Ames	W 43-38	FSN	Regional	Ron Thulin	Dave Lapham	Jim Knox
Nov. 15, 1997	Kansas State	Manhattan	L 20-37	ABC	Regional	Terry Gannon	Tim Brant	Lewis Johnson
Nov. 28, 1997	Nebraska	BOULDER	L 24-27	ABC	National	Keith Jackson	Bob Griese	Lynn Swann
Sept. 5, 1998	Colorado State	Denver	W 42-14	ESPN	National	Charlie Steiner	Todd Christensen	Dean Blevins
Sept. 26, 1998	Baylor	BOULDER	W 18-16	FSN	National	Ron Thulin	Artie Gigantino	Eric Clemons
Oct. 3, 1998	Oklahoma	Norman	W 27-25	ABC	Regional	Roger Twibell	Dean Blevins	none
Oct. 10, 1998	Kansas State	BOULDER	L 9-16	fX	National	Ron Thulin	Artie Gigantino	Eric Clemons
Oct. 17, 1998	Texas Tech	BOULDER	W 19-17	FSN	Regional	Drew Goodman	Dave Lapham	Jim Knox
Oct. 24, 1998	Kansas	Lawrence	L 17-33	FSN	National	Ron Thulin	Artie Gigantino	Eric Clemons
Nov. 7, 1998	Missouri	Columbia	L 14-38	FSN	Regional	Drew Goodman	Dave Lapham	Jim Knox
Nov. 27, 1998	Nebraska	Lincoln	L 14-16	ABC	National	Brad Nessler	Gary Danielson	Dean Blevins
Dec. 25, 1998	Oregon	Honolulu (l)	W 51-43	ABC	National	Brent Musburger	Dan Fouts	Jack Arute
Sept. 4, 1999	Colorado State	Denver	L 14-41	FSN	National	Ron Thulin	Artie Gigantino	Eric Clemons
Sept. 18, 1999	Kansas	BOULDER	W 51-17	ABC	Regional	Tim Brant	Dean Blevins	none
Sept. 25, 1999	Washington	Seattle	L 24-31	ABC	Regional	Keith Jackson	Dan Fouts	none
Oct. 9, 1999	Missouri (OT)	BOULDER	W 46-39	FSN	Regional	Drew Goodman	Keith Jackson	Jim Knox
Oct. 16, 1999	Texas Tech	Lubbock	L 10-31	ABC	Regional	Tim Brant	Dean Blevins	none
Oct. 30, 1999	Oklahoma	BOULDER	W 30-24	ABC	Regional	Brad Nessler	Lynn Swann	Chip Tarkenton
Nov. 6, 1999	Kansas State	Manhattan	L 14-20	FSN	Regional	Drew Goodman	Dave Lapham	Jim Knox
Nov. 26, 1999	Nebraska (OT)	BOULDER	L 30-33	ABC	National	Brad Nessler	Bob Griese	Steve Cyphers
Dec. 31, 1999	Boston College	Tucson (l)	W 62-28	ESPN	National	Mike Tirico	Rod Gilmore	Jerry Punch
Sept. 2, 2000	Colorado State	Denver	L 24-28	ESPN2	National	Dave Barnett	Bill Curry	Mike Golic
Sept. 9, 2000	Southern Cal	Los Angeles	L 14-17	ABC	National	Keith Jackson	Tim Brant	Todd Harris
Sept. 16, 2000	Washington	BOULDER	L 14-17	ABC	Regional	Brent Musburger	Gary Danielson	Jack Arute
Sept. 30, 2000	Kansas State	BOULDER	L 21-44	ABC	Regional	Sean Grande	David Norrie	none
Oct. 21, 2000	Kansas	Lawrence	L 15-23	FSN	Regional	Drew Goodman	Dave Lapham	Jim Knox
Nov. 11, 2000	Iowa State	Boulder	L 27-35	FSN	Regional	Drew Goodman	Dave Lapham	Jim Knox
Nov. 24, 2000	Nebraska	Lincoln	L 32-34	ABC	National	Brad Nessler	Bob Griese	Lynn Swann

Television Appearances, continued

Date	Opponent	Site	Result	Network	Type	Play-By-Play	Commentary	Sidelines
Aug. 26, 2001	Fresno State	BOULDER	L 22-24	ESPN2	National	Dave Barnett	Bill Curry	Jimmy Dykes
Sept. 1, 2001	Colorado State	Denver	W 41-14	ABC	Regional	Terry Gannon	Reggie Rivers	none
Oct. 6, 2001	Kansas State	Manhattan	W 16- 6	FSN	Regional	Drew Goodman	Dave Lapham	Jim Knox
Oct. 13, 2001	Texas A&M	BOULDER	W 31-21	PPV	Regional	Bill Land	David Treadwell	Sandy Williams
Oct. 20, 2001	Texas	Austin	L 7-41	ABC	Regional	Sean McDonough	Ed Cunningham	Leslie Gudel
Oct. 27, 2001	Oklahoma State	Stillwater	W 22-19	FSN	National	Joel Meyers	James Lofton	Eric Cleamons
Nov. 10, 2001	Iowa State	Ames	W 40-27	FSN	National	Joel Meyers	James Lofton	Eric Cleamons
Nov. 23, 2001	Nebraska	BOULDER	W 62-36	ABC	National	Brent Musburger	Gary Danielson	Jack Arute
Dec. 1, 2001	Texas	Irving (m)	W 39-37	ABC	National	Brent Musburger	Gary Danielson	Jack Arute
Jan. 1, 2002	Oregon	Tempe (h)	L 14-38	ABC	National	Brent Musburger	Gary Danielson	Jack Arute
Aug. 31, 2002	Colorado State	Denver	L 14-19	ESPN2	National	Pam Ward	Chris Spielman	Rob Stone
Sept. 7, 2002	San Diego State	BOULDER	W 34-14	FSN	National	Joel Meyers	Dave Lapham	Eric Clemons
Sept. 14, 2002	Southern Cal	BOULDER	L 3-40	ABC	Regional	Keith Jackson	Dan Fouts	Todd Harris
Sept. 21, 2002	UCLA	Pasadena	W 31-17	ABC	Regional	Keith Jackson	Dan Fouts	Todd Harris
Oct. 5, 2002	Kansas State	BOULDER	W 35-31	ABC	Regional	Brent Musburger	Gary Danielson	Jack Arute
Oct. 26, 2002	Texas Tech	BOULDER	W 37-13	FSN	Regional	Bill Land	Gary Reasons	Jim Knox
Nov. 2, 2002	Oklahoma	Norman	L 11-27	ABC	Regional	Brent Musburger	Gary Danielson	Jack Arute
Nov. 9, 2002	Missouri	Columbia	W 42-35	FSN	Regional	Bill Land	Gary Reasons	Jim Knox
Nov. 16, 2002	Iowa State	BOULDER	W 41-27	FSN	National	Bill Land	Gary Reasons	Zach Klein
Nov. 29, 2002	Nebraska	Lincoln	W 28-13	ABC	National	Brad Nessler	Bob Griese	Lynn Swann
Dec. 7, 2002	Oklahoma	Houston (m)	L 7-29	ABC	National	Brent Musburger	Gary Danielson	Jack Arute
Dec. 28, 2002	Wisconsin	San Antonio (n)	L 28-31	ESPN	National	Ron Franklin	Mike Gottfried	Adrian Karsten
Aug. 30, 2003	Colorado State	Denver	W 42-35	ESPN	National	Ron Franklin	Mike Gottfried	Adrian Karsten
Sept. 6, 2003	UCLA	Boulder	W 16-14	ABC	Regional	Tim Brant	Ed Cunningham	Samantha Ryan
Sept. 13, 2003	Washington State	Boulder	L 26-47	PPV	Regional	Chris Marlowe	Clete Casper	Chuck Garfien
Sept. 20, 2003	Florida State	Tallahassee	L 7-47	ABC	Regional	Brad Nessler	Bob Griese	Lynn Swann
Oct. 4, 2003	Baylor	Waco	L 30-42	FOX-S	Regional	Joel Meyers	Dave Lapham	John Rhadigan
Oct 25, 2003	Oklahoma	Boulder	L 20-34	TBS	National	Ron Thulin	Charles Davis	Erin Andrews/Craig Sager
Nov. 1, 2003	Texas Tech	Lubbock	L 21-26	FSN	Regional	Bill Land	Dave Lapham	Jim Knox
Nov. 28, 2003	Nebraska	Boulder	L 22-31	ABC	National	Keith Jackson	Dan Fouts	Todd Harris
Sept. 4, 2004	Colorado State	BOULDER	W 27-24	FSN	National	Joel Meyers	Dave Lapham	Jim Knox
Sept. 11, 2004	Washington State	Seattle	W 20-12	ABC	Regional	Gary Thorne	Ed Cunningham	Suzy Shuster
Sept. 18, 2004	North Texas	BOULDER	W 52-21	PPV	Regional	Drew Goodman	David Diaz-Infante	Dave Benz
Oct. 2, 2004	Missouri	Columbia	L 9-17	ABC	Regional	Gary Thorne	T. Brant/T. Bowden	Samantha Ryan
Oct. 9, 2004	Oklahoma State	BOULDER	L 14-42	ABC	Regional	Gary Thorne	Ed Cunningham	Jerry Punch
Oct. 16, 2004	Iowa State	BOULDER	W 19-14	FSN	Regional	Bill Land	Dave Lapham	Dave Benz
Oct. 30, 2004	Texas	BOULDER	L 7-31	ABC	Regional	Terry Gannon	Jamal Anderson	Mark Morgan
Nov. 26, 2004	Nebraska	Lincoln	W 26-20	ABC	National	Terry Gannon	T. Brant/T. Bowden	Suzy Shuster
Dec. 4, 2004	Oklahoma	Kansas City (m)	L 3-42	ABC	National	Brad Nessler	Bob Griese	Lynn Swann
Dec. 29, 2004	Texas-El Paso	Houston (o)	W 33-28	ESPN	National	Mark Jones	Bob Davie	Holly Rowe
Sept. 3, 2005	Colorado State	BOULDER	W 31-28	TBS	National	Ron Thulin	Charles Davis	Craig Sager
Sept. 10, 2005	New Mexico State	BOULDER	W 39- 0	FSN	National	Joel Meyers	Gary Reasons	John Rhadigan
Sept. 24, 2005	Miami, Fla.	Miami	L 3-23	ABC	Regional	Brent Musburger	Gary Danielson	Jack Arute
Oct. 8, 2005	Texas A&M	BOULDER	W 41-20	FSN	National	Joel Meyers	Dave Lapham	Jim Knox
Oct. 15, 2005	Texas	Austin	L 17-42	ABC	Regional	Mike Tirico	Tim Brant	Suzy Shuster
Oct. 22, 2005	Kansas	BOULDER	W 44-13	PPV	Regional	Tim Neverett	Jay Leeuwenburg	Dave Benz
Nov. 5, 2005	Missouri	BOULDER	W 41-12	ABC	Regional	Brad Nessler	Bob Griese	Lynn Swann
Nov. 12, 2005	Iowa State	Ames	W 30-16	FSN	National	Joel Meyers	Dave Lapham	Jim Knox
Nov. 25, 2005	Nebraska	BOULDER	L 3-30	ABC	National	Mike Tirico	Tim Brant	Suzy Shuster
Dec. 3, 2005	Texas	Houston (m)	L 3-70	ABC	National	Brad Nessler	Bob Griese	Lynn Swann
Dec. 27, 2005	Clemson	Orlando (p)	L 10-19	ESPN	National	Ron Franklin	Bob Davie	Holly Rowe
Sept. 9, 2006	Colorado State	Denver	L 10-14	CSTV	National	Tom Hart	Trev Alberts	Anne Anderson
Sept. 16, 2006	Arizona State	BOULDER	L 3-21	TBS	National	Ron Thulin	Charles Davis	Craig Sager
Sept. 23, 2006	Georgia	Athens	L 13-14	LBS	Regional	Dave Neal	Dave Rowe	Dave Baker
Sept. 30, 2006	Missouri	Columbia	L 13-28	FSN	Regional	Bill Land	Gary Reasons	Emily Jones
Oct. 21, 2006	Oklahoma	Norman	L 3-24	FSN	National	Joel Meyers	Dave Lapham	Jim Knox
Nov. 4, 2006	Kansas State	BOULDER	L 21-34	FSN	Regional	Joel Meyers	Dave Lapham	Jim Knox
Nov. 24, 2006	Nebraska	Lincoln	L 14-37	ABC	National	Mark Jones	David Norrie	Bonnie Bernstein
Sept. 1, 2007	Colorado State	Denver	W 31-28	FSN	National	Joel Meyers	Gary Reasons	Emily Jones
Sept. 8, 2007	Arizona State	Tempe	L 14-33	FSN	National	Barry Tompkins	Petros Papadakis	Jim Watson
Sept. 15, 2007	Florida State	BOULDER	L 6-16	ESPN	National	Dan Fouts	Tim Brant	Todd Harris
Sept. 29, 2007	Oklahoma	BOULDER	W 27-24	FSN	Regional	Joel Meyers	Dave Lapham	Jim Knox
Oct. 13, 2007	Kansas State	Manhattan	L 20-47	ESPN2	National	Mark Jones	Bob Davie	Stacey Dales
Oct. 20, 2007	Kansas	BOULDER	L 14-19	ESPN	National	Ron Franklin	Ed Cunningham	Jack Arute
Oct. 27, 2007	Texas Tech	Lubbock	W 31-26	ABC	Regional	Dan Fouts	Tim Brant	Todd Harris
Nov. 3, 2007	Missouri	BOULDER	L 10-55	FSN	National	Joel Meyers	Gary Reasons	Jim Knox
Nov. 10, 2007	Iowa State	Ames	L 28-31	FCS	Regional	Andrew Monaco	Richard Baldinger	
Nov. 23, 2007	Nebraska	BOULDER	W 65-51	ABC	National	Dave LaMont	David Norrie	Vince Welch
Dec. 30, 2007	Alabama (q)	Shreveport	L 24-30	ESPN	National	Mark Jones	Bob Davie	Stacey Dales
Aug. 31, 2008	Colorado State	Denver	W 38-17	FSN	National	Joel Meyers	Dave Lapham	Jim Knox
Sept. 18, 2008	West Virginia	BOULDER	W 17-14	ESPN	National	Chris Fowler	C. James/J. Palmer	Erin Andrews
Sept. 27, 2008	Florida State	Jacksonville	L 21-39	ABC	National	Joe Tessitore	Rod Gilmore	Todd Harris
Oct. 4, 2008	Texas	BOULDER	L 14-38	FSN	National	Joel Meyers	Dave Lapham	Jim Knox
Oct. 11, 2008	Kansas	Lawrence	L 14-30	ESPN2	National	Joe Tessitore	Rod Gilmore	none
Oct. 18, 2008	Kansas State	BOULDER	W 14-13	FSN	Regional	Drew Goodman	Joel Klatt	Alanna Rizzo

Television Appearances, continued

Date	Opponent	Site	Result	Network	Type	Play-By-Play	Commentary	Sidelines
Oct. 25, 2008	Missouri	Columbia	L 0-58	FSN	National	Joel Meyers	Gary Reasons	Emily Jones
Nov. 8, 2008	Iowa State	BOULDER	W 28-24	Versus	National	Ron Thulin	Kelly Stouffer	Lewis Johnson
Nov. 15, 2008	Oklahoma State	BOULDER	L 17-30	ABC	Split-Nat'l	Ron Franklin	Ed Cunningham	Jack Arute
Nov. 28, 2008	Nebraska	Lincoln	L 31-40	ABC	National	Ron Franklin	Ed Cunningham	Jack Arute
Sept. 6, 2009	Colorado State	BOULDER	L 17-23	FSN	National	Joel Meyers	D. Lapham/J. Klatt	Jim Knox
Sept. 11, 2009	Toledo	Toledo	L 38-54	ESPN	National	Ron Franklin	Ed Cunningham	none
Sept. 18, 2009	Wyoming	BOULDER	W 24- 0	FCS-C	National	Sean Farnham	Yogi Roth	Samantha Steele
Oct. 1, 2009	West Virginia	Morgantown	L 24-35	ESPN	National	Chris Fowler	C. James/J. Palmer	Erin Andrews
Oct. 10, 2009	Texas	Austin	L 14-38	ESPN	National	Brad Nessler	Todd Blackledge	Erin Andrews
Oct. 17, 2009	Kansas	BOULDER	W 34-30	FSN	National	Bill Land	Dave Lapham	Jim Knox
Oct. 24, 2009	Kansas State	Manhattan	L 6-20	FCS-C	National	Dan McLaughlin	Yogi Roth	Samantha Steele
Oct. 31, 2009	Missouri	BOULDER	L 17-36	FSN	Regional	Bill Land	Gary Reasons	Emily Jones
Nov. 7, 2009	Texas A&M	BOULDER	W 35-34	FCS-C	National	Dan McLaughlin	Yogi Roth	Samantha Steele
Nov. 19, 2009	Oklahoma State	Stillwater	L 28-31	ESPN	National	Chris Fowler	C. James/J. Palmer	Erin Andrews
Nov. 27, 2009	Nebraska	BOULDER	L 20-28	ABC	National	Ron Franklin	Ed Cunningham	none
Sept. 4, 2010	Colorado State	Denver	W 24- 3	The Mtn.	Regional	James Bates	Todd Christensen	Roger Bailey
Sept. 11, 2010	California	Berkeley	L 7-52	FSN	National	Steve Physioc	Mike Pawlawski	Michael Eaves
Sept. 18, 2010	Hawai'i	BOULDER	W 31-13	FCS-C	National	Steve Physioc	Yogi Roth	Samantha Steele
Oct. 2, 2010	Georgia	BOULDER	W 29-27	FSN	National	Joel Meyers	Joel Klatt	Jim Knox
Oct. 9, 2010	Missouri	Columbia	L 0-26	FSN	National	Bill Land	Joel Klatt	Erin Bajackson
Oct. 16, 2010	Baylor	BOULDER	L 25-31	FCS-C	National	Drew Goodman	Yogi Roth	Samantha Steele
Oct. 30, 2010	Oklahoma	Norman	L 10-43	ESPN2	National	Carter Blackburn	M.Bellotti/B.Huard	none
Nov. 13, 2010	Iowa State	BOULDER	W 34-14	FCS-C	National	Steve Physioc	Yogi Roth	Samantha Steele
Nov. 26, 2010	Nebraska	Lincoln	L 17-45	ABC	National	Ron Franklin	Ed Cunningham	Jeannine Edwards
Sept. 3, 2011	Hawai'i	Honolulu	L 17-34	ESPN2	National	Dave Lamont	David Diaz-Infante	none
Sept. 10, 2011	California (OT)	BOULDER	L 33-36	FCS-P	National	Barry Tompkins	Mike Pawlawski	Kate Longworth
Sept. 17, 2011	Colorado State	Denver	W 28-14	FSN	National	Craig Bolerjack	Joel Klatt	Petros Papadakis
Sept. 24, 2011	Ohio State	Columbus	L 17-37	ABC/ESPN2	National	Mike Patrick	Craig James	none
Oct. 1, 2011	Washington State	BOULDER	L 27-31	FCS-P	National	Steve Physioc	Yogi Roth	Desmond Purnell
Oct. 8, 2011	Stanford	Palo Alto	L 7-48	Versus	National	Ted Robinson	Glenn Parker	Akbar Gbaja-Biamila
Oct. 15, 2011	Washington	Seattle	L 24-52	FCS-P/ROOT	Regional	Tom Glasgow	Jason Stiles	Jen Mueller/Alanna Rizzo
Oct. 22, 2011	Oregon	BOULDER	L 2-45	FSN	National	Joel Meyers	Brian Baldinger	Jim Knox
Oct. 29, 2011	Arizona State	Tempe	L 14-48	FSN/ROOT	Regional	Tom Leander	Adam Archuleta	Jody Jackson
Nov. 5, 2011	Southern California	BOULDER	L 17-42	ESPN/3D	National	Dave Lamont	Rod Gilmore	none
Nov. 12, 2011	Arizona	BOULDER	W 48-29	FCS-P	National	Steve Physioc	Yogi Roth	Desmond Purnell
Nov. 19, 2011	UCLA	Pasadena	L 6-45	Versus	National	Ted Robinson	Glenn Parker	Akbar Gbaja-Biamila
Nov. 25, 2011	Utah	Salt Lake City	W 17-14	FSN/ROOT	Regional	Craig Bolerjack	Joel Klatt	Petros Papadakis
Sept. 1, 2012	Colorado State	Denver	L 17-22	FX	National	Craig Bolerjack	Joel Klatt	Petros Papadakis
Sept. 8, 2012	Sacramento State	BOULDER	L 28-30	PAC12	National	Matt Smith	Jeremy Bloom	Keith Hirschland
Sept. 15, 2012	Fresno State	Fresno	L 14-69	CBS-SN	National	James Bates	Aaron Taylor	Lauren Gardner
Sept. 22, 2012	W ashington State	Pullman	W 35-34	FX	National	Craig Bolerjack	Joel Klatt	Petros Papadakis
Sept. 29, 2012	UCLA	BOULDER	L 14-42	PAC12	National	Ted Robinson	Adam Archuleta	Yogi Roth
Oct. 11, 2012	Arizona State	BOULDER	L 17-51	ESPN	National	Rece Davis	J.Palmer/D.Pollack	Samantha Steele
Oct. 20, 2012	Southern California	Los Angeles	L 6-50	PAC12	National	Kevin Calabro	Adam Archuleta	Yogi Roth
Oct. 27, 2012	Oregon	Eugene	L 14-70	PAC12	National	Kevin Calabro	Adam Archuleta	Yogi Roth
Nov. 3, 2012	Stanford	BOULDER	L 0-48	FX	National	Justin Kutcher	Eric Crouch	Darius Walker
Nov. 10, 2012	Arizona	Tucson	L 31-56	FX	National	Justin Kutcher	Eric Crouch	Darius Walker
Nov. 17, 2012	Washington	BOULDER	L 3-38	FX	National	Justin Kutcher	Eric Crouch	Darius Walker
Nov. 23, 2012	Utah	BOULDER	L 35-42	FX	National	Mike Morgan	J.C. Pearson	Laura McKeemen
Sept. 1, 2013	Colorado State	Denver	W 41-27	CBS-SN	National	Dave Ryan	Adam Archuleta	Evan Washburn
Sept. 7, 2013	Central Arkansas	BOULDER	W 38-24	PAC12	National	JB Long	Jeremy Bloom	none
Sept. 28, 2013	Oregon State	Corvallis	L 17-44	PAC12	National	Kevin Calabro	Yogi Roth	Jill Savage
Oct. 5, 2013	Oregon	BOULDER	L 16-57	PAC12	National	Ted Robinson	Glenn Parker	Drae Avent
Oct. 12, 2013	Arizona State	Tempe	L 13-54	PAC12	National	Kevin Calabro	Yogi Roth	Jill Savage
Oct. 19, 2013	Charleston Southern	BOULDER	W 43-10	PAC12	National	JB Long	Jamal Anderson	none
Oct. 26, 2013	Arizona	BOULDER	L 20-44	PAC12	National	Roxy Bernstein	Glenn Parker	Drae Avent
Nov. 2, 2013	UCLA	Pasadena	L 23-45	#FS-1	National	Craig Bolerjack	Joey Harrington	Ryan Nece
Nov. 9, 2013	Washington	Seattle	L 7-59	PAC12	National	Kevin Calabro	Yogi Roth	Jill Savage
Nov. 16, 2013	California	BOULDER	W 41-24	PAC12	National	Roxy Bernstein	Anthony Herron	none
Nov. 23, 2013	Southern California	BOULDER	L 29-47	PAC12	National	Ted Robinson	Glenn Parker	Drae Avent
Nov. 30, 2013	Utah	Salt Lake City	L 21-24	PAC12	National	Kevin Calabro	Yogi Roth	Jill Savage
Aug. 29, 2014	Colorado State	Denver	L 17-31	FS-1	National	Craig Bolerjack	Ryan Nece	none
Sept. 6, 2014	Massachusetts	Foxborough	W 41-38	ESPN3	National	Bob Picozzi	Matt Chatham	none
Sept. 13, 2014	Arizona State	BOULDER	L 24-38	ESPNU	National	Anish Shroff	Kelly Stouffer	Cara Capuano
Sept. 20, 2014	Hawai'i	BOULDER	W 21-12	PAC12	National	Roxy Bernstein	Yogi Roth	Lewis Johnson
Sept. 27, 2014	California (2OT)	Berkeley	L 56-59	PAC12	National	Kevin Calabro	Yogi Roth	Lewis Johnson
Oct. 4, 2014	Oregon State	BOULDER	L 31-36	PAC12	National	Ted Robinson	Glenn Parker	Jill Savage
Oct. 18, 2014	Southern California	Los Angeles	L 28-56	PAC12	National	Ted Robinson	Glenn Parker	Jill Savage
Oct. 25, 2014	UCLA (2OT)	BOULDER	L 37-40	PAC12	National	Kevin Calabro	Yogi Roth	Lewis Johnson
Nov. 1, 2014	Washington	BOULDER	L 23-38	PAC12	National	Roxy Bernstein	Yogi Roth	Lewis Johnson
Nov. 8, 2014	Arizona	Tucson	L 20-38	PAC12	National	Kevin Calabro	Glenn Parker	Jill Savage
Nov. 22, 2014	Oregon	Eugene	L 10-44	PAC12	National	Ted Robinson	Glenn Parker	Jill Savage
Nov. 29, 2014	Utah	BOULDER	L 34-38	PAC12	National	Kevin Calabro	Yogi Roth	Guy Haberman
Sept. 3, 2015	Hawai'i	Honolulu	L 20-28	CBS-SN	National	Carter Blackburn	Aaron Taylor	Jenny Dell
Sept. 12, 2015	Massachusetts	BOULDER	W 48-14	PAC12MT	National	Josh Lewin	Jeremy Bloom	none

Television Appearances, continued

Date	Opponent	Site	Result	Network	Type	Play-By-Play	Commentary	Sidelines
Sept. 19, 2015	Colorado State (OT)	Denver	W 27-24	CBS-SN	National	Carter Blackburn	Aaron Taylor	Jenny Dell
Sept. 26, 2015	Nicholls State	BOULDER	W 48- 0	PAC12	National	Kevin Calabro	Yogi Roth	Lewis Johnson
Oct. 3, 2015	Oregon	BOULDER	L 24-41	ESPN	National	Adam Amin	Kelly Stouffer	Olivia Harlan
Oct. 10, 2015	Arizona State	Tempe	L 23-48	PAC12	National	Kevin Calabro	Yogi Roth	Lewis Johnson
Oct. 17, 2015	Arizona	BOULDER	L 31-38	FS-1	National	Joe Davis	Brady Quinn	Kris Budden
Oct. 24, 2015	Oregon State	Corvallis	W 17-13	PAC12	National	Kevin Calabro	Yogi Roth	Lewis Johnson
Oct. 31, 2015	UCLA	Pasadena	L 31-35	PAC12	National	Roxy Bernstein	Glenn Parker	Jill Savage
Nov. 7, 2015	Stanford	BOULDER	L 10-42	PAC12	National	Ted Robinson	Glenn Parker	Jill Savage
Nov. 13, 2015	Southern California	BOULDER	L 24-27	ESPN2	National	Dave Flemming	Mack Brown	Allison Williams
Nov. 21, 2015	Washington State	Pullman	L 3-27	ESPN2	National	Mark Neely	David Diaz-Infante	Mark Morgan
Nov. 28, 2015	Utah	Salt Lake City	L 14-20	PAC12	National	Ted Robinson	Glenn Parker	Jill Savage
Sept. 1, 2016	Colorado State	Denver	W 44- 7	ESPN	National	Adam Amin	Mack Brown	Molly McGrath
Sept. 10, 2016	Idaho State	BOULDER	W 56- 7	PAC12MT	Regional	Greg Wolf	Erik Coleman	Kyndra De St. Aubin
Sept. 17, 2016	Michigan	Ann Arbor	L 28-45	BTN	National	Kevin Kugler	Matt Millen	Lisa Byington
Sept. 24, 2016	Oregon	Eugene	W 41-38	PAC12	National	Ted Robinson	Yogi Roth	Cindy Brunson
Oct. 1, 2016	Oregon State	BOULDER	W 47- 6	PAC12	National	JB Long	Glenn Parker	Jill Savage
Oct. 8, 2016	Southern California	Los Angeles	L 17-21	PAC12	National	Roxy Bernstein	Anthony Herron	Lewis Johnson
Oct. 15, 2016	Arizona State	BOULDER	W 40-16	PAC12	National	Roxy Bernstein	Anthony Herron	Lewis Johnson
Oct. 22, 2016	Stanford	Palo Alto	W 10- 5	PAC12	National	Greg Wolf	Glenn Parker	Jill Savage
Nov. 3, 2016	UCLA	BOULDER	W 20-10	FS-1	National	Joe Davis	Brady Quinn	Jenny Taft
Nov. 12, 2016	Arizona	Tucson	W 49-24	FS-1	National	Justin Kutcher	Petros Papadakis	none
Nov. 19, 2016	Washington State	BOULDER	W 38-24	FOX	National	Gus Johnson	Joel Klatt	Shannon Spake
Nov. 26, 2016	Utah	BOULDER	W 27-22	FOX	National	Joe Davis	Brady Quinn	Jenny Taft
Dec. 2, 2016	Washington	Santa Clara (r)	L 10-41	FOX	National	Joe Davis	Brady Quinn	Jenny Taft
Dec. 29, 2016	Oklahoma State	San Antonio (i)	L 8-38	ESPN	National	Adam Amin	Mack Brown	Molly McGrath
Sept. 1, 2017	Colorado State	Denver	W 17- 3	PAC12	National	Ted Robinson	Chad Brown	Cindy Brunson
Sept. 9, 2017	Texas State	BOULDER	W 37- 3	PAC12	National	Jim Watson	Jeremy Bloom	Camryn Irwin
Sept. 16, 2017	Northern Colorado	BOULDER	W 41-21	PAC12	National	JB Long	Chad Brown	Cindy Brunson
Sept. 23, 2017	Washington	BOULDER	L 10-37	FS-1	National	Tim Brando	Spencer Tillman	Holly Sonders
Sept. 30, 2017	UCLA	Pasadena	L 23-27	ESPN2	National	Mark Jones	Rod Gilmore	Quint Kessenich
Oct. 7, 2017	Arizona	BOULDER	L 42-45	PAC12	National	JB Long	Yogi Roth	Jill Savage
Oct. 14, 2017	Oregon State	Corvallis	W 36-33	PAC12	National	Ted Robinson	Yogi Roth	Jill Savage
Oct. 21, 2017	Washington State	Pullman	L 0-28	ESPN	National	Beth Mowins	Anthony Becht	Rocky Bolman
Oct. 28, 2017	California	BOULDER	W 44-28	PAC12	National	Ted Robinson	Chad Brown	Cindy Brunson
Nov. 4, 2017	Arizona State	Tempe	L 30-41	PAC12	National	Roxy Bernstein	Anthony Herron	Lewis Johnson
Nov. 11, 2017	Southern California	BOULDER	L 24-38	FOX	National	Tim Brando	Spencer Tillman	Holly Sonders
Nov. 25, 2017	Utah	Salt Lake City	L 13-34	FS-1	National	Guy Haberman	Petros Papadakis	none
Aug. 31, 2018	Colorado State	Denver	W 45-13	CBS-SN	National	Carter Blackburn	Aaron Taylor	John Schriffen
Sept .8, 2018	Nebraska	Lincoln	W 33-28	ABC	National	Bob Wischusen	Brock Huard	Allison Williams
Sept. 15, 2018	New Hampshire	BOULDER	W 45-14	PAC12MT	Regional	Jim Watson	Chad Brown	none
Sept. 28, 2018	UCLA	BOULDER	W 38-16	FS-1	National	Brian Custer	Ben Leber	Jennifer Hale
Oct. 6, 2018	Arizona State	BOULDER	W 28-21	PAC12	National	Roxy Bernstein	Anthony Herron	Lewis Johnson
Oct. 13, 2018	Southern California	Los Angeles	L 20-31	FS-1	National	Joe Davis	Brady Quinn	Bruce Feldman
Oct. 20, 2018	Washington	Seattle	L 13-27	FOX	National	Joe Davis	Brady Quinn	Bruce Feldman
Oct. 27, 2018	Oregon State (OT)	BOULDER	L 34-41	PAC12	National	Roxy Bernstein	Anthony Herron	Lewis Johnson
Nov. 2, 2018	Arizona	Tucson	L 34-42	FS-1	National	Brian Custer	Ben Leber	Jennifer Hale
Nov. 10, 2018	Washington State	BOULDER	L 7-31	ESPN	National	Bob Wischusen	Brock Huard	Allison Williams
Nov. 17, 2018	Utah	BOULDER	L 7-30	PAC12	National	JB Long	Jeremy Bloom	Camryn Irwin
Nov. 24, 2018	California	Berkeley	L 21-33	PAC12	National	Roxy Bernstein	Ryan Leaf	Cindy Brunson
Aug. 30, 2019	Colorado State	Denver	W 52-31	ESPN	National	Roy Philpott	Kelly Stouffer	Lauren Sisler
Sept. 7, 2019	Nebraska (OT)	BOULDER	W 34-31	FOX	National	Joe Davis	Brock Huard	Bruce Feldman
Sept. 14, 2019	Air Force (OT)	BOULDER	L 23-30	PAC12	National	Guy Haberman	Chad Brown	Camryn Irwin
Sept. 21, 2019	Arizona State	Tempe	W 34-31	PAC12	National	Ted Robinson	Yogi Roth	Lewis Johnson
Oct. 5, 2019	Arizona	BOULDER	L 30-35	PAC12	National	Ted Robinson	Yogi Roth	Sam Peszek
Oct. 11, 2019	Oregon	Eugene	L 3-45	FS-1	National	Joe Davis	Brock Huard	Bruce Feldman
Oct. 19, 2019	Washington State	Pullman	L 10-41	ESPNU	National	Roy Philpott	Kelly Stouffer	Lauren Sisler
Oct. 25, 2019	Southern California	BOULDER	L 31-35	ESPN2	National	Dave Flemming	Louis Riddick	Paul Carcaterra
Nov. 2, 2019	UCLA	Tucson	L 14-31	PAC12	National	Ted Robinson	Yogi Roth	Lewis Johnson
Nov. 9, 2019	Stanford	BOULDER	W 16-13	PAC12	National	Guy Haberman	Anthony Herron	Jill Savage
Nov. 23, 2019	Washington	BOULDER	W 20-14	ESPN	National	Jason Benetti	Rod Gilmore	Quint Kessenich
Nov. 30, 2019	Utah	Salt Lake City	L 15-45	ABC	National	Steve Levy	Brian Griese	Molly McGrath/ Todd McShay
Nov. 7, 2020	UCLA	BOULDER	W 48-42	ESPN2	National	Beth Mowins	Kirk Morrison	John Schiffren
Nov. 14, 2020	Stanford	Palo Alto	W 35-32	ESPN	National	Beth Mowins	Rod Gilmore	Shelley Smith
Nov. 28, 2020	San Diego State	BOULDER	W 20-10	PAC12	National	Ted Robinson	Yogi Roth	none
Dec. 5, 2020	Arizona	Tucson	W 24-13	FS-1	National	Alex Faust	Evan Moore	none
Dec. 12, 2020	Utah	BOULDER	L 21-38	FOX	National	Gus Johnson	Joel Klatt	Jenny Taft
Dec. 29, 2020	Texas	San Antonio (n)	L 23-55	ESPN	National	Dave Pasch	Mike Golic	Kris Budden
Sept. 3, 2021	Northern Colorado	BOULDER	W 35- 7	PAC12	National	Guy Haberman	Shane Vereen	none
Sept. 11, 2021	Texas A&M	Denver	L 7-10	FOX	National	Joe Davis	Brock Huard	none
Sept. 18, 2021	Minnesota	BOULDER	W 30- 0	PAC12	National	Roxy Bernstein	Lincoln Kennedy	none
Sept. 25, 2021	Arizona State	Tempe	L 13-35	ESPNU	National	Mike Corey	Tom Ramsey	none
Oct. 2, 2021	Southern California	BOULDER	L 14-37	PAC12	National	Ted Robinson	Yogi Roth	none
Oct. 16, 2021	Arizona	BOULDER	W 34- 0	PAC12	National	Ted Robinson	Yogi Roth	none
Oct. 23, 2021	California	Berkeley	L 3-26	PAC12	National	Roxy Bernstein	Lincoln Kennedy	none
Oct. 30, 2021	Oregon	Eugene	L 29-52	FOX	National	Aaron Goldsmith	Brock Huard	none

Television Appearances, continued

Date	Opponent	Site	Result	Network	Type	Play-By-Play	Commentary	Sidelines
Nov. 6, 2021	Oregon State	BOULDER	W 37-34	PAC12	National	Ted Robinson	Yogi Roth	none
Nov. 13, 2021	UCLA	Pasadena	L 20-44	PAC12	National	Ted Robinson	Yogi Roth	none
Nov. 20, 2021	Washington	BOULDER	W 20-17	PAC12	National	Roxy Bernstein	Lincoln Kennedy	none
Nov. 26, 2021	Utah	Salt Lake City	L 13-28	FOX	National	Joe Davis	Brock Huard	none
Sept. 2, 2022	TCU	BOULDER	L 13-38	ESPN	National	Brian Custer	Dustin Fox	Taylor McGregor
Sept. 10, 2022	at Air Force	USAFA, Colo.	L 10-41	CBS	National	Rich Waltz	Aaron Taylor	Sherree Burrus
Sept. 17, 2022	at Minnesota	Minneapolis, Minn.	L 7-49	ESPN2	National	Beth Mowins	Kirk Morrison	Stormy Bounantony
Sept. 24, 2022	UCLA	BOULDER	L 17-45	PAC-12	National	Roxy Brinstein	Lincoln Kennedy	none
Oct. 1, 2022	at Arizona	Tucson, Ariz.	L 20-43	PAC-12	National	J.B. Long	Max Browne	none
Oct. 15, 2022	California	BOULDER	W 20-17	PAC-12	National	J.B. Long	Max Browne	none
Oct. 22, 2022	at Oregon State	Corvallis, Ore.	L 9-42	PAC-12	National	Roxy Bernstein	Lincoln Kennedy	none
Oct. 29, 2022	Arizona State	BOULDER	L 34-42	ESPNU	Natoinal	Drew Carter	Rene Ingoglia	none
Nov. 5, 2022	Oregon	BOULDER	L 10-49	ESPN	National	Mike Monaco	Rod Gilmore	Tiffany Blackmon
Nov. 11, 2022	at USC	Los Angeles	L 17-55	FS-1	National	Alex Faust	Petros Papadakis	none
Nov. 19, 2022	at Washington	Seattle	L 7-54	PAC-12	National	Ted Robinson	Yogi Roth	none
Nov. 26, 2022	Utah	BOULDER	L 21-63	PAC-12	National	Ted Robinson	Yogi Roth	none
Sept. 2, 2023	at TCU	Fort Worth	W 45-42	FOX	National	Gus Johnson	Joel Klatt	Jenny Taft
Sept. 9, 2023	NEBRASKA	BOULDER	W 36-14	FOX	National	Gus Johnson	Joel Klatt	Jenny Taft
Sept. 16, 2023	COLORADO STATE	BOULDER	W 43-35	ESPN	National	Mark Jones	Louis Riddick	Quint Kessenich
Sept. 23, 2023	at Oregon	Eugerne, Ore.	L 6-42	ABC	National	Joe Tessitore	Jesse Palmer	Katie George
Sept. 30, 2023	USC	BOULDER	L 27-24	PAC-12	National	Gus Johnson	Joel Klattt	Jenny Taft
Oct. 7, 2023	at Arizona State	Tempe, Ariz.	W 27-24	PAC-12	National	Jordan Kent	Lincoln Kennedy	none
Oct. 13, 2023	STANFORD	BOULDER	L 43-46	ESPN	National	Mark Jones	Louis Riddick	Quint Kessenich
Oct. 28, 2023	at UCLA	Los Angeles	L 16-28	ABC	Natoinal	Chris Fowler	Kirk Herbstreit	Holly Rowe
Nov. 4, 2023	OREGON STATE	BOULDER	L 19-26	ESPN	National	Dave Fleming	Brock Osweiler	Kayla Burton
Nov. 11, 2023	ARIZONA	BOULDER	L 31-34	PAC-12	National	Ted Robinson	Yogi Roth	Ashley Adamson
Nov. 17, 2023	at Washington State	Pullman, Wash.	L 14-56	FS-1	National	Tim Brando	Spencer Tillman	none
Nov. 25, 2023	at Utah	Salt Lake City	L 17-23	PAC-12	National	Roxy Bernstein	Lincoln Kennedy	none

a—Orange Bowl; b—Bluebonnet Bowl; c—Liberty Bowl; d—Gator Bowl; e—Freedom Bowl; f—Disneyland Pigskin Classic; g—Blockbuster Bowl; h—Fiesta Bowl; i—Aloha Bowl; j—Cotton Bowl; k—Holiday Bowl; l—Insight.com Bowl; m—Big 12 Championship game; n—Alamo Bowl; o—Houston Bowl; p—Champs Sports Bowl; q—Independence Bowl; r—Pac-12 Championship game. *—also broadcast nationally on the USA Network. #—also broadcast on Fox Deportes.

RECORD BY POINT TOTAL (1890-2022)

Points	0	2	3	4	5	6	7	8	9	10	11	12	13	14	15	16	17	18	19	20	21	22	23	24	25	26	27	28	29	30	31	32	33	34	35	36
Won	-	0	6	1	4	16	16	5	7	13	8	13	15	25	3	14	24	10	10	33	27	8	16	18	8	13	35	28	13	14	34	2	18	28	17	9
Lost	92	2	24	3	2	49	57	5	6	35	4	12	19	55	8	10	27	1	8	21	17	5	7	15	4	2	3	8	4	6	10	1	2	4	2	0
Tied	15	-	1	-	-	2	2	-	-	1	-	-	3	2	-	2	1	-	2	1	1	-	-	1	1	-	-	-	-	-	1	-	-	-	-	-

Points	37	38	39	40	41	42	43	44	45	46	47	48	49	50	51	52	53	54	55	56	57	58	59	60	61	62	63	64	65	66	67	69	70	75	109	Total
Won	11	26	6	15	26	14	7	8	14	8	7	8	7	3	6	7	3	5	3	4	3	2	1	1	3	3	2	1	2	1	1	1	1	1	1	— 719
Lost	2	2	1	0	1	4	1	0	1	0	1	0	0	0	0	0	0	0	0	1	0	0	0	0	0	0	0	0	0	0	0	0	0	0	0	— 536
Tied	-	-	-	-	-	-	-	-	-	-	-	-	-	-	-	-	-	-	-	-	-	-	-	-	-	-	-	-	-	-	-	-	-	-	-	— 36

Season Openers

Record in Season Openers: 84-45-5, .645 (Home 55-21-1, .721; Road 19-19-3, .500; Neutral 10-5-1, .656)

1890	at Denver A.C.	L	0-20
1891	COLORADO MINES	L	6-10
1892	at Denver	W	46- 0
1893	at Denver A.C.	L	0-14
1894	at Denver East	W	46- 0
1895	at Denver Manual	W	36- 0
1896	DENVER MANUAL	W	42- 0
1897	DENVER EAST	W	22- 0
1898	DENVER NORTH	W	41- 0
1899	at State Prep	W	6- 0
1900	at Denver Manual	W	29- 0
1901	STATE PREP	W	5- 0
1902	STATE PREP	W	12- 0
1903	at State Prep	W	41- 0
1904	ALUMNI	W	6- 0
1905	at Denver North	W	28- 0
1906	at State Prep	W	22- 0
1907	STATE PREP	W	40- 0
1908	at Longmont H.S.	W	6- 0
1909	STATE PREP	W	3- 0
1910	STATE PREP	W	20- 0
1911	ALUMNI	W	11- 0
1912	ALUMNI	W	20- 0
1913	at Wyoming	W	7- 0
1914	ALUMNI	W	27- 3
1915	WYOMING	W	30- 0
1916	ALUMNI	T	0- 0
1917	ALUMNI	W	6- 0
1918	N. COLORADO	L	0- 9
1919	at Colorado State	L	7-49
1920	at Denver	W	31- 0
1921	DENVER	W	10- 7
1922	at Regis	W	14- 0
1923	BRIGHAM YOUNG	W	41- 0
1924	WESTERN STATE	W	29- 0
1925	CHADRON STATE	L	0- 3
1926	CHADRON STATE	W	25- 0
1927	WESTERN STATE	W	25- 6
1928	at Northern Colorado	W	21- 6
1929	REGIS	W	27-13
1930	at Missouri	W	9- 0
1931	at Oregon State	L	0-16
1932	at Colorado Mines	W	31- 0
1933	CHADRON STATE	W	19- 0
1934	at Kansas	T	0- 0
1935	at Oklahoma	L	0- 3
1936	OKLAHOMA	L	0- 8
1937	MISSOURI	W	14- 6
1938	at Missouri	L	7-14
1939	at Missouri	L	0-30
1940	at Texas	L	7-39
1941	TEXAS	L	6-34
1942	COLORADO MINES	W	54- 0
1943	FT. WARREN	W	38- 0
1944	FT. WARREN	L	6- 7
1945	FT. WARREN	L	0- 6
1946	IOWA STATE	W	13- 7
1947	at Iowa State	W	7- 0
1948	NEW MEXICO	L	6- 9
1949	KANSAS	W	13-12
1950	at Iowa State	L	7-14
1951	COLORADO STATE	W	28-13
1952	SAN JOSE STATE	W	20-14
1953	at Washington	W	21-20
1954	DRAKE	W	61- 0
1955	ARIZONA	W	14- 0
1956	OREGON	L	0-35
1957	at Washington	T	6- 6
1958	KANSAS STATE	W	13- 3
1959	WASHINGTON	L	12-21
1960	at Baylor	L	0-26
1961	OKLAHOMA STATE	W	24- 0
1962	at Utah	L	21-37
1963	SOUTHERN CAL	L	0-14
1964	at Southern Cal	L	0-21
1965	WISCONSIN	T	0- 0
1966	MIAMI, FLA.	L	3-24
1967	BAYLOR	W	27- 7
1968	OREGON	W	28- 7
1969	TULSA	W	35-14
1970	at Indiana	W	16- 9
1971	at Louisiana State	W	31-21
1972	CALIFORNIA	W	20-10
1973	at Louisiana State	L	6-17
1974	at Louisiana State	L	14-42
1975	CALIFORNIA	W	34-27
1976	TEXAS TECH	L	7-24
1977	STANFORD	W	27-21
1978	OREGON	W	24- 7
1979	OREGON	L	19-33
1980	at UCLA	L	14-56
1981	TEXAS TECH	W	45-27
1982	CALIFORNIA	L	17-31
1983	at Michigan State	L	17-23
1984	MICHIGAN STATE	L	21-24
1985	COLORADO STATE	W	23-10
1986	COLORADO STATE	L	7-23
1987	OREGON	L	7-10
1988	FRESNO STATE	W	45- 3
1989	TEXAS	W	27- 6
1990	Tennessee (Anaheim)	T	31-31
1991	WYOMING	W	30-13
1992	COLORADO STATE	W	37-17
1993	TEXAS	W	36-14
1994	NE LOUISIANA	W	48-13
1995	at Wisconsin	W	43- 7
1996	WASHINGTON STATE	W	37-19
1997	COLORADO STATE	W	31-21
1998	Colorado State (Denver)	W	42-14
1999	Colorado State (Denver)	L	14-41
2000	Colorado State (Denver)	L	24-28
2001	FRESNO STATE	L	22-24
2002	Colorado State (Denver)	L	14-19
2003	Colorado State (Denver)	W	42-35
2004	COLORADO STATE	W	27-24
2005	COLORADO STATE	W	31-28
2006	MONTANA STATE	L	10-19
2007	Colorado State (Denver) (OT)	W	31-28
2008	Colorado State (Denver)	W	38-17
2009	COLORADO STATE	L	17-23
2010	Colorado State (Denver)	W	24- 3
2011	at Hawai'i	L	17-34
2012	Colorado State (Denver)	L	17-22
2013	Colorado State (Denver)	W	41-27
2014	Colorado State (Denver)	L	17-31
2015	at Hawai'i	L	20-28
2016	Colorado State (Denver)	W	44- 7
2017	Colorado State (Denver)	W	17- 3
2018	Colorado State (Denver)	W	45-13
2019	Colorado State (Denver)	W	52-31
2020	UCLA	W	48-42
2021	N. COLORADO	W	35- 7
2022	TCU	L	13-38
2023	at TCU	W	45-42

Season Opener Bests

INDIVIDUAL

Most Rushes: 30, on three occasions (last: Charlie Davis vs. Cal, 1972)
Most Rushing Yards: 217, Mike Pritchard vs. Tennessee, 1990
Most Rushing TDs: 4, Bobby Anderson vs. Tulsa, 1969
Most Pass Attempts: 50, Craig Ochs vs. Fresno State, 2001
Most Pass Completions: 38, Shedeur Sanders vs. TCU, 2023
Most Passing Yards: 510, Shedeur Sanders vs. TCU, 2023
Most Passing TDs: 4, Shedeur Sanders vs. TCU, 2023; Kordell Stewart vs. Colorado State, 1992; Joel Klatt vs. Colorado State, 2003
Most Receptions: 11, Jimmy Horn Jr. vs. TCU, 2023; Travis Hunter vs. TCU, 2023; Laviska Shenault vs. Colorado State, 2018
Most Receiving Yards: 222, Walter Stanley vs. Texas Tech, 1981
Most Receiving TDs: 3, Dylan Edwards vs. TCU, 2023
Most Total Offense: 478, Shedeur Sanders vs. TCU, 2023
Most Tackles: 25, Brian Cabral vs. Stanford, 1977

TEAM

Most First Downs: 30, vs. TCU in 2023; NE Louisiana in 1994
Most Rushes: 79, vs. California in 1975
Most Rushing Yards: 446, vs. Fresno State in 1988
Most Pass Attempts: 51, vs. Fresno State in 2001
Most Pass Completions: 38, vs. TCU, 2023
Most Passing Yards: 510, vs. TCU in 2023
Most Total Plays: 94, vs. California in 1975
Most Total Offense: 649, vs. NE Louisiana in 1994
Least Total Offense Allowed: 90, by Colorado Mines in 1942
Most Points: 61, vs. Drake in 1954 (61-0)

Memorable CU Openers

Quite often, the first career start, or coming out party, is intertwined with making a season opener a memorable one. Perhaps the biggest example of this in Colorado history came in 1989, when sophomore Darian Hagan made his debut as CU's starting quarterback; he may or may not have won the job, but with senior Sal Aunese stricken with stomach cancer the previous March, Hagan was handed the keys to the CU offense. On the second play of the game, Hagan raced 75 yards on the option to the Texas 2, starting the Buffaloes on their way to a 27-6 win, the first triumph en route to an 11-0 record in the regular season. Hagan rushed for 116 yards and a touchdown, and passed for 95 yards and another score. Other memorable CU openers and/or game one performances include:

1937 Colorado 14, Missouri 6 Boulder

Erv Cheney scores both CU touchdowns, Byron White boots a still-CU record 83 yard punt, and for the first time in school history, there is a charge for parking on the Boulder campus (15 cents a game).

1953 Colorado 21, Washington 20 Seattle

The Buffs, a two-touchdown underdog, win in Seattle as Homer Jenkins, in his first collegiate game, did it all in CU's single-wing offense to often fill in for an injured Carroll Hardy. Jenkins threw two TD passes to Gary Knafelc, while Emerson Wilson added 87 yards on the ground and a score.

1965 Colorado 0, Wisconsin 0 Madison

The Buffs and Badgers battle to a 0-0 tie in Madison, the third-to-last scoreless tie in Division I-A history as the two combine in "hot and sticky" conditions for just 496 yards of total offense.

1971 Colorado 31, LSU 21 Baton Rouge

Charlie Davis rushes for 174 yards and two TDs in win at No. 9 LSU, the catapult to a 10-2 season and No. 3 rank.

1977 Colorado 27, Stanford 21 Boulder

Current assistant head coach Brian Cabral goes nuts as he racks up 25 tackles in CU's win.

1979 Oregon 33, Colorado 19 Boulder

The Buffs fall in the much ballyhooed first game for new head coach Chuck Fairbanks; it's also the first game televised by a fledgling sports network named ESPN that went on the air one day earlier.

1981 Colorado 45, Texas Tech 27 Boulder

Walter Stanley hauled down five catches for a CU record 222 (it still stands today), as CU's first game after a 1-10 season in 1980 exorcises some demons. Randy Essington throws for 345 yards in the win.

1989 Colorado 27, Texas 6 Boulder

In addition to Hagan's effort (see above) the CU defense stifled Texas in limiting the Longhorns to 268 yards.

1990 Colorado 31, Tennessee 31 Anaheim

Mike Pritchard subs for Eric Bieniemy at tailback and rushes for a CU season opener record of 217 yards as the Buffs open what would be their national championship season with a tie against Tennessee in Anaheim in the inaugural Disneyland Pigskin Classic.

1992 Colorado 37, Colorado State 17 Boulder

Kordell Stewart takes over from Darian Hagan and passes for 409 and 4 TDs in the win over the Rams.

1995 Colorado 43, Wisconsin 7 Madison

The NFL plucked off 10 CU starters in the draft in April, but new CU head coach Rick Neuheisel readied the Buffaloes in fine fashion as CU drilled Wisconsin in Madison. Koy Detmer threw for 267 yards and three TDs as CU scored 23 second quarter points to build a 26-7 halftime lead on the way to the win.

1998 Colorado 42, Colorado State 14 Denver

Mike Moschetti throws for 257 yards and 3 TDs in the his first CU game and the first contest between the two in-state rivals in Denver at the old Mile High Stadium.

2003 Colorado 42, Colorado State 35 Denver

Joel Klatt comes in unsung and exits as the national player-of-the-week as he threw for 402 yards and 4 TDs in a 42-35 thriller over the Rams. CSU pulls even late, but Bobby Purify's 9-yard TD run wins it with :40 left.

2004 Colorado 27, Colorado State 24 Boulder

CU led the entire way, but CSU had a chance to steal it at the end; the Rams had a first-and-goal at the CU 1 with just under a minute left, but the Buffalo defense rose to the occasion and stuffed two plays, the last as time ran out, to seal the win. The Rams had fought back from 17-0 and 27-17 deficits.

2005 Colorado 31, Colorado State 28 Boulder

Mason Crosby drilled a 47-yard field goal with four seconds left to rally CU to the win. The Buffs trailed 21-10 entering the fourth quarter, having tied the game at 21 on a 48-yard Crosby kick with 2:32 left. CU turned an interception into the go-ahead touchdown, a 23-yard run by Hugh Charles, with 1:30 remaining, but CSU rallied with an 80-yard TD drive to tie the game with 36 ticks to go on the clock. Stephone Robinson returned the kickoff to the 40 and three plays later, the Buffs were in position for Crosby's winning kick, as the teams scored 20 points in just 152 seconds.

2007 Colorado 31, Colorado State 28 (OT) Denver

Kevin Eberhart dutifully waited for his chance playing behind two-time All-American Mason Crosby for three years, but when the fifth-year senior had his chance in the spotlight, he connected on field goals to force overtime and then to win the game as the Buffaloes defeated CSU, 31-28. Crosby was the hero in 2005, and this time around Eberhart made clutch kicks from 22 yards out with 13 seconds left in regulation, and then the game winner in overtime from 35 yards after Terrence Wheatley snuffed out CSU's overtime chance with an interception in the end zone. The Rams worked to a 28-17 lead early in the third quarter but were shut down after that point by a staunch Buff defense, as CU rallied from 11 down for the second time in three years against their in-state rivals.

2013 Colorado 41, Colorado State 27 Denver

Connor Wood completed 33-of-46 passes for 400 yards and three touchdowns, with Paul Richardson catching 10 of those for throws for 208 yards and two scores in leading CU to a 41-27 win over Colorado State. It marked just the second time since 1932 that a CU coach won his first game at the helm of the program, as Mike MacIntyre joined Rick Neuheisel (1995) as the only two to start their Buffs careers 1-0.

2023 Colorado 45, TCU 42 Fort Worth

In the first game of the Deion "Coach Prime" Sanders era at Colorado taking on the defending National Championship runners-up, Colorado jumped out the gate scoring 45 points with countless records broken in the process led by Quarterback Shedeur Sanders in his first start as a Buff. At the top of the records was the mark for most passing yards in a game as well as most in a FBS debut since 1996 with 510 to go along with four touchdowns and no interceptions. Out of the 510 yards, four different receivers topped 100 receiving yards, the first time in school history. Two-way star Travis Hunter set the country on fire playing 138 plays from scrimmage a school record while recording 11 receptions for 119 yards, one interception, 1 PBU, and three tackles. Hunter is the only FBS player since 2003 to record 100 receving yards and an interception in the same game. The breakout star of the game was freshman Dylan Edwards who scored four touchdowns the last of which put the Buffs ahead to stay in the fourth quarter to win 45-42.

First Play of the Season

Listed below are the first plays from scrimmage by the Colorado offense each season since 1950:

Year	Opponent	Play	Personnel	Gain
1950	at Iowa State	Rush	Merwin Hodel	1
1951	Colorado State	Rush	Merwin Hodel	8
1952	San Jose State	Rush	Zack Jordan	11
1953	at Washington	Rush	Carroll Hardy	12
1954	Drake	Rush	Frank Bernardi	10
1955	Arizona	Rush	John Bayuk	0
1956	Oregon	Rush	Bud Morley	–1
1957	at Washington	Pass	Bob Stransky	inc
1958	Kansas State	Rush	Howard Cook	–2
1959	Washington	Pass	Gale Weidner	inc
1960	at Baylor	Rush	Jerry Steffen	2
1961	Oklahoma State	Rush	Ed Coleman	3
1962	at Utah	Rush	Leon Mavity	2
1963	Southern Cal	Rush	Bill Symons	2
1964	at Southern Cal	Rush	George Reese	0
1965	at Wisconsin	Rush	Bernie McCall	3
1966	Miami, Fla.	Rush	Dan Kelly	3
1967	Baylor	Rush	William Harris	7
1968	Oregon	Rush	Bobby Anderson	1
1969	Tulsa	Pass	Bobby Anderson	inc
1970	at Indiana	Pass	Jim Bratten to Willie Nichols	11
1971	at LSU	Rush	Ken Johnson	9
1972	California	Rush	Charlie Davis	0
1973	at LSU	Rush	Charlie Davis	0
1974	at LSU	Rush	Billy Waddy	2
1975	California	Rush	Terry Kunz	4
1976	at Texas Tech	Rush	Jim Kelleher	3
1977	Stanford	Rush	James Mayberry	1
1978	Oregon	Rush	Mike Kozlowski	14
1979	Oregon	Rush	Willie Beebe	2
1980	at UCLA	Rush	Willie Beebe	1
1981	Texas Tech	Rush	Willie Beebe	4
1982	California	Pass	Randy Essington	inc
1983	at Michigan State	Pass	Steve Vogel to Loy Alexander	9
1984	Michigan State	Pass	Steve Vogel to Loy Alexander	21
1985	Colorado State	Rush	Anthony Weatherspoon	3
1986	Colorado State	Rush	Mike Marquez	3
1987	Oregon	Pass	Mark Hatcher to Drew Ferrando	15
1988	Fresno State	Rush	Sal Aunese	8
1989	Texas	Rush	Eric Bieniemy	3
1990	*Tennessee	Rush	Mike Pritchard	2
1991	Wyoming	Rush	Kent Kahl	2
1992	Colorado State	Pass	Kordell Stewart to Erik Mitchell	31
1993	Texas	Rush	Lamont Warren	8
1994	NE Louisiana	Rush	Rashaan Salaam	1
1995	at Wisconsin	Pass	Koy Detmer to Matt Lepsis	4
1996	Washington State	Rush	Herchell Troutman	–2
1997	Colorado State	Pass	John Hessler to Phil Savoy	9
1998	#Colorado State	Rush	Mike Moschetti	14
1999	#Colorado State	Rush	Dwayne Cherrington	1
2000	#Colorado State	Rush	Cortlen Johnson	12
2001	Fresno State	Rush	Chris Brown	1
2002	#Colorado State	Rush	Chris Brown	3
2003	#Colorado State	Rush	Bobby Purify	2
2004	Colorado State	Rush	Bobby Purify	–1
2005	Colorado State	Rush	Joel Klatt	–2
2006	Montana State	Pass	James Cox to Patrick Williams	42
2007	#Colorado State	Rush	Patrick Williams	24
2008	#Colorado State	Rush	Demetrius Sumler	0
2009	Colorado State	Rush	Darrell Scott	1
2010	#Colorado State	Pass	Tyler Hansen to Toney Clemons	8
2011	at Hawai'i	Rush	Tyler Hansen	–1
2012	#Colorado State	Rush	Tony Jones	2
2013	#Colorado State	Rush	Christian Powell	4
2014	#Colorado State	Rush	Christian Powell	2
2015	at Hawai'i	Rush	Christian Powell	2
2016	#Colorado State	Rush	Phillip Lindsay	10
2017	#Colorado State	Pass	Steven Montez to Bryce Bobo	4
2018	#Colorado State	Pass	Steven Montez to Laviska Shenault	8
2019	#Colorado State	Run	Alex Fontenot	3
2020	UCLA	Pass	Sam Noyer to Dimitri Stanley	0
2021	Northern Colorado	Rush	Jarek Broussard	1
2022	TCU	Pass	Brenden Lewis to Maurice Bell	–1
2023	TCU	Pass	Shedeur Sanders to Dylan Edwards	7

Since 1950, CU has averaged 5.2 yards on the first play from scrimmage. Of the 72 plays for 370 yards, CU has passed 17 times (completing 13). CU has not scored on the first play from scrimmage in this time frame, and has just one turnover (lost fumble) on the first play of the year (in 1990; *—at Anaheim; #—in Denver).

NOTE—CU did score the first time it touched the ball in the 1975 season opener. Mike McCoy returned a California punt 61 yards for a touchdown two minutes into the game.

DID YOU KNOW?…The last time Colorado scored on its first offensive play of any game was at Arizona on Nov. 8, 2014: Shay Fields scored a touchdown on a 75-yard pass from Sefo Liufau just 11 seconds into the game in Tucson. That was the first time since 1996.

First Score of the Season

(For years in which information is available; time is amount remaining in the quarter specified)

Season	Opponent	Game	CU's First Score	Class	Time	(Qtr)
1890	Colorado Mines	4	*George Darley 65 fumble return	Sr.	N/A	N/A
1913	Wyoming	1	Philip McCary 4 run	Jr.	N/A	4th
1915	Wyoming	1	W.H. "Ham" Cooper run	Sr.	N/A	1st
1921	Denver	1	Art Quinlan 35 FG	So.	N/A	N/A
1925	Montana State	2	? Connors 1 run	N/A	N/A	1st
1926	Chadron State	1	Max Chamberlain 25 run	Jr.	N/A	2nd
1927	Western State	1	Bill Smith 12 run	So.	N/A	1st
1929	Regis	1	Bill Smith 8 run	Jr,	11:00	1st
1930	Missouri	1	Warren McKelvey 51 pass from Pete Middlemist	Sr./Jr.	N/A	1st
1931	Colorado Mines	2	George Grosvenor 42 run	So.	N/A	1st
1932	Colorado Mines	1	Almon Oviatt 3 run	Fr.	N/A	1st
1933	Chadron State	1	Robley Nelson 1 run	Sr.	N/A	2nd
1934	Northern Colorado	3	Jim Counter 29 run	Sr.	N/A	3rd
1935	Missouri	2	Kenneth Anderson 11 run	Sr.	N/A	1st
1936	Colorado Mines	2	Gib Quinton 27 lateral from Floyd Trachsel	Sr./So.	N/A	2nd
1937	Missouri	1	Erv Cheney 1 run	Sr.	N/A	1st
1938	Missouri	1	Art Unger 42 pass from Rex Tomlinson	Sr./Sr.	N/A	2nd
1939	Utah State	2	Oscar Jacobson 7 pass from Ray Jenkins	Jr./So.	N/A	4th
1940	Texas	1	Leo Stasica 54 run	Sr.	N/A	1st
1941	Texas	1	Dick Woodward 33 pass from Paul McClung	So./Sr.	N/A	2nd
1942	Colorado Mines	1	Maurice Reilly 3 run	So.	N/A	1st
1943	Ft. Warren	1	Bob Maddalena run	Sr.	N/A	1st
1944	Ft. Warren	1	Dick Lisco 13 pass from Dick Morrow	Jr./Sr.	N/A	1st
1945	Colorado College	2	Bob West 71 run	Sr.	0:06	3rd
1946	Iowa State	1	Maurice Reilly 1 run	Jr.	N/A	1st
1947	Iowa State	1	Ed Pudlik 45 pass from Dick Schrepferman	So./Sr.	N/A	2nd
1948	New Mexico	1	Don Hagin 1 run	So.	N/A	2nd
1949	Kansas	1	Don Hagin 1 run	Jr.	N/A	1st
1950	Iowa State	1	Merwin Hodel 3 run	Jr.	7:30	2nd
1951	Colorado State	1	Woody Shelton 2 run	Jr.	1:15	1st
1952	San Jose State	1	Ralph Curtis 2 run	Sr.	2:03	1st
1953	Washington	1	Gary Knafelc 16 pass from Homer Jenkins	Sr./So.	1:56	1st
1954	Drake	1	Frank Bernardi 35 run	Sr.	5:52	1st
1955	Arizona	1	Homer Jenkins 3 run	Sr.	5:29	1st
1956	Kansas State	2	Gene Worden 5 run	Jr.	9:02	2nd
1957	Washington	1	Leroy Clark 11 run	Jr.	2:04	1st
1958	Kansas State	1	Homer Cook 10 run	Sr.	11:38	1st
1959	Washington	1	Gale Weidner 94 interception return	So.	3:27	2nd
1960	Kansas State	2	Gale Weidner 1 run	Jr.	9:14	1st
1961	Oklahoma State	1	Jerry Hillebrand 40 pass from Gale Weidner	Sr./Sr.	11:30	1st
1962	Utah	1	Bill Harris 97 kickoff return	Jr.	5:55	1st
1963	Oregon State	2	Bill Harris 7 pass from Frank Cesarek	Sr./Jr.	4:51	4th
1964	Oregon State	2	Robert Lee 5 run	Jr.	0:01	3rd
1965	Fresno State	2	Frank Rogers 31 FG	Sr.	9:09	1st
1966	Miami, Fla.	1	Dave Bartelt 23 FG	So.	3:33	1st
1967	Baylor	1	Bobby Anderson 7 run	So.	5:54	1st
1968	Oregon	1	Bobby Anderson 3 run	Jr.	10:09	2nd
1969	Tulsa	1	Ron Rieger 1 run	Jr.	0:34	1st
1970	Indiana	1	Marv Whitaker 9 pass from Jim Bratten	Sr./Sr.	1:29	1st
1971	Louisiana State	1	Willie Nichols 7 pass from Ken Johnson	Jr./So.	0:03	1st
1972	California	1	Charlie Davis 1 run	Jr.	10:49	1st
1973	Louisiana State	1	Larry Ferguson 37 run	Jr.	0:13	3rd
1974	Louisiana State	1	Terry Kunz 3 run	Jr.	14:19	4th
1975	California	1	Mike McCoy 61 punt return	Sr.	13:41	1st
1976	Texas Tech	1	Jim Kelleher 1 run	Sr.	6:52	3rd
1977	Stanford	1	Bob Niziolek 3 pass from Jeff Knapple	So./Jr.	8:13	1st
1978	Oregon	1	Pete Cyphers 1 run	Jr.	1:23	1st
1979	Oregon	1	Tom Field 30 FG	Fr.	5:49	1st
1980	UCLA	1	Lyndell Hawkins 10 lateral from Charles Davis (22 yards total)	Sr./Sr.	5:31	3rd
1981	Texas Tech	1	Walter Stanley 87 pass from Randy Essington	So./So.	9:28	1st
1982	California	1	Tom Field 30 FG	Jr.	0:00	2nd
1983	Michigan State	1	Loy Alexander 16 pass from Steve Vogel	So./Jr.	1:16	1st
1984	Michigan State	1	Ed Reinhardt 3 pass from Steve Vogel	So./Sr.	13:14	4th
1985	Colorado State	1	Larry Eckel 32 FG	Sr.	7:51	1st
1986	Colorado State	1	Mike Marquez 2 run	Jr.	0:29	4th
1987	Oregon	1	Michael Simmons 34 run	Fr.-RS	2:42	1st
1988	Fresno State	1	Mike Pritchard 35 pass from Sal Aunese	So./Jr.	10:40	1st
1989	Texas	1	Eric Bieniemy 1 run	Jr.	13:45	1st
1990	Tennessee	1	George Hemingway 1 run	Sr.	9:55	2nd
1991	Wyoming	1	Darian Hagan 3 run	Sr.	7:46	1st

First Score of the Year

Season	Opponent	Game	CU's First Score	Class	Time	(Qtr)
1992	Colorado State	1	Michael Westbrook 48 pass from Kordell Stewart	Jr./So.	9:53	1st
1993	Texas	1	Charles E. Johnson 35 pass from Kordell Stewart	Sr./Jr.	4:22	1st
1994	NE Louisiana	1	Rashaan Salaam 1 run	Jr.	3:45	1st
1995	Wisconsin	1	Neil Voskeritchian 27 FG	Sr.	5:24	1st
1996	Washington State	1	Jason Lesley 31 FG	Sr.	6:20	1st
1997	Colorado State	1	Herchell Troutman 1 run	Sr.	9:52	1st
1998	Colorado State	1	Jeremy Aldrich 34 FG	Jr.	8:17	1st
1999	Colorado State	1	Roman Hollowell 43 pass from Mike Moschetti	So./Sr.	8:49	4th
2000	Colorado State	1	Marcus Houston 5 run	Fr.	9:41	2nd
2001	Fresno State	1	Roman Hollowell 77 punt return	Sr.	6:03	2nd
2002	Colorado State	1	Jeremy Bloom 75 punt return	Fr.	14:42	4th
2003	Colorado State	1	Bobby Purify 6 run	Sr.-4	13:53	2nd
2004	Colorado State	1	Bobby Purify 1 run	Sr.-5	10:26	1st
2005	Colorado State	1	Mason Crosby 32 FG	Jr.	12:22	2nd
2006	Montana State	1	Mason Crosby 24 FG	Sr.	10:39	1st
2007	Colorado State	1	Scotty McKnight 24 pass from Cody Hawkins	Fr.-RS/Fr.-RS	12:52	1st
2008	Colorado State	1	Scotty McKnight 35 pass from Cody Hawkins	So./So.	14:15	2nd
2009	Colorado State	1	Aric Goodman 54 FG	Jr.	2:50	2nd
2010	Colorado State	1	Travon Patterson 18 pass from Tyler Hansen	Sr./Jr.	6:03	1st
2011	Hawai'i	1	Paul Richardson 15 pass from Tyler Hansen	So./Sr.	12:02	3rd
2012	Colorado State	1	Nelson Spruce 15 pass from Jordan Webb	Fr.-RS./Jr.	12:22	2nd
2013	Colorado State	1	Paul Richardson 82 pass from Connor Wood	Jr./Jr.	12:41	1st
2014	Colorado State	1	Nelson Spruce 54 pass from Sefo Liufau	Jr./So.	10:31	1st
2015	Hawai'i	1	Michael Adkins 5 run	Jr.	9:21	2nd
2016	Colorado State	1	Alex Kelley recovered a fumble in the end zone	Sr.	10:31	1st
2017	Colorado State	1	Phillip Lindsay 45 run	Sr.-5	7:11	1st
2018	Colorado State	1	Steven Montez 38 run	Jr.	13:36	1st
2019	Colorado State	1	Jalen Harris 1 pass from Steven Montez	Gr./Sr.	9:30	1st
2020	UCLA	1	Jarek Broussard 6 run	Jr.	10:00	1st
2021	Northern Colorado	1	Jarek Broussard 1 run	Soph.-2	13:51	2nd
2022	TCU	1	Cole Becker 37 FG	So.	4:37	1st
2023	TCU	1	Dylan Edwards 4 pass from Shedeur Sanders	Fr.	8:58	1st

LONGEST RUNS

Season	Opponent	Game	CU's Longest Runs	Time	(Qtr)
1940	Texas	1	Leo Stasica 54 run	N/A	1st
2017	Colorado State	1	Phillip Lindsay 45 run	7:11	1st
1931	COLORADO MINES	2	George Grosvenor 42 run	N/A	1st
2018	Colorado State	1	Steven Montez 38 run	13:36	1st
1973	Louisiana State	1	Larry Ferguson 37 run	0:13	3rd
1954	DRAKE	1	Frank Bernardi 35 run	5:52	1st
1987	OREGON	1	Michael Simmons 34 run	2:42	1st
1934	Northern Colorado	3	Jim Counter 29 run	N/A	3rd

LONGEST RETURNS

Season	Opponent	Game	CU's Longest Returns	Time	(Qtr)
1962	Utah	1	Bill Harris 97 kickoff return	5:55	1st
1959	WASHINGTON	1	Gale Weidner 94 interception return	3:27	2nd
2001	FRESNO STATE	1	Roman Hollowell 77 punt return	6:03	2nd
2002	Colorado State	1	Jeremy Bloom 75 punt return	14:42	4th
1890	COLORADO MINES	4	George Darley 65 fumble return	N/A	N/A
1975	CALIFORNIA	1	Mike McCoy 61 punt return	13:41	1st

LONGEST PASSES

Sea	Opponent	Game	CU's Longest Passes	Time	(Qtr)
1981	TEXAS TECH	1	Walter Stanley 87 pass from Randy Essington	9:28	1st
2013	Colorado State	1	Paul Richardson 82 pass from Connor Wood	12:41	1st
2014	Colorado State	1	Nelson Spruce 54 pass from Sefo Liufau	10:31	1st
1930	Missouri	1	Warren McKelvey 51 pass from Pete Middlemist	N/A	1st
1992	COLORADO ST	1	Michael Westbrook 48 pass from Kordell Stewart	9:53	1st
1947	Iowa State	1	Ed Pudlik 45 pass from Dick Schrepferman	N/A	2nd
1999	Colorado State	1	Roman Hollowell 43 pass from Mike Moschetti	8:49	4th
1938	Missouri	1	Art Unger 42 pass from Rex Tomlinson	N/A	2nd
1961	OKLAHOMA ST.	1	Jerry Hillebrand 40 pass from Gale Weidner	11:30	1st

NON-TRADITIONAL

Season	Opponent	Game	Player	ClassTime	(Qtr)
1936	COLORADO MINES	2	Quinton 27 lateral from F. Trachsel	Sr./So.N/A	2nd
1980	at UCLA	1	L. Hawkins 22 lateral from C. Davis	5:31	3rd
2016	Colorado State	1	A. Kelley (C) recovered a fumble	10:31	1st

LONGEST FIELD GOALS

Season	Opponent	Game	CU's Longest Field Goals	Time	(Qtr)
2009	COLORADO STATE	1	Aric Goodman 54 FG	2:50	2nd
1921	DENVER	1	Art Quinlan 35 FG	N/A	N/A
1998	Colorado State	1	Jeremy Aldrich 34 FG	8:17	1st
2005	Colorado State	1	Mason Crosby 32 FG	12:22	2nd
1985	COLORADO STATE	1	larry Eckel 32 FG	7:51	1st
1965	FRESNO STATE	2	Frank Rogers 31 FG	9:09	1st
1996	Washington State	1	Jason Lesley 31 FG	6:20	1st
1979	OREGON	1	Tom Field 30 FG	5:49	1st
1982	CALIFORNIA	1	Tom Field 30 FG	0:00	2nd

NOTES—Twelve players have recorded CU's "first score of the year" on two occasions, but no one has done it three times (three quarterbacks have thrown two TD passes on the first score of the year). The only known time in school history that the Buffaloes have scored on the first a player touched the ball came in 1975, when Mike McCoy returned a punt 61 yards for a touchdown against California in Boulder (sans the kickoff). In 2016, C Alex Kelley became the first offensive lineman to score CU's first points of the year (fumble recovery). *—first points scored in school history (touchdowns were worth 4 points in 1890).

Special Games

Conference Openers

In 128 conference openers in its history, Colorado has compiled an 83-43-2 record (a 65.6 winning percentage), including a 38-17-1 mark at Folsom Field (and 53-17-1 at home overall). Colorado was not a member of a conference from 1890-92 and did not play a conference schedule in 1905. The breakdown:

Colorado Football Association (13-2)

1893	Colorado State	W	44- 6
1894	Denver	W	44- 0
1895	Denver	W	28- 0
1896	at Colorado Mines	W	30- 0
1897	at Colorado College	W	8- 0
1898	at Colorado College	L	0-22
1899	at Colorado State	W	63- 0
1900	Colorado State	W	29- 0
1901	at Colorado College	W	11- 2
1902	Denver	W	24- 0
1903	Colorado State	W	5- 0
1904	at Colorado Mines	L	10-13
1906	Denver	W	6- 0
1907	Denver	W	29- 4
1908	at Colorado State	W	8- 0

Colorado Faculty Ath. Conference (1-0)

1909	at Colorado State	W	57- 0

RM Athletic Conference (20-7-1)

1910	Utah	W	11- 0
1911	Colorado College	W	8- 2
1912	at Colorado State	L	0-21
1913	Colorado State	W	16- 7
1914	at Colorado State	W	33- 6
1915	Colorado State	L	6-23
1916	Wyoming	W	16-10
1917	at Denver	L	0- 7
1918	at Denver	L	0- 6
1919	at Colorado State	L	7-49
1920	at Denver	W	31- 0
1921	Denver	W	10- 7
1922	New Mexico	W	3- 0
1923	Brigham Young	W	41- 0
1924	at Colorado College	W	26- 0
1925	Montana State	W	23- 3
1926	Montana State	L	3- 6
1927	Western State	W	25- 6
1928	at Northern Colorado	W	21- 6
1929	Northern Colorado	W	19- 0
1930	at Utah State	T	0- 0
1931	Colorado Mines	W	27- 0
1932	at Colorado Mines	W	31- 0
1933	Colorado Mines	W	42- 0
1934	at Northern Colorado	L	7-13
1935	Colorado Mines	W	58- 0
1936	Colorado Mines	W	33- 0
1937	Utah State	W	33- 0

Mountain States Conference (8-2)

1938	at Utah State	L	0-20
1939	Utah State	L	6-16
1940	at Utah State	W	26- 0
1941	Utah State	W	13- 7
1942	at Utah State	W	31-14
1943	Utah	W	35- 0
1944	at Utah	W	26- 0
1945	Utah	W	18-13
1946	Utah State	W	6- 0
1947	Brigham Young	W	9- 7

Big Seven Conference (6-5-1)

1948	at Kansas	L	7-40
1949	KANSAS	W	13-12
1950	at Iowa State	L	7-14
1951	KANSAS	W	35-27
1952	OKLAHOMA	T	21-21
1953	MISSOURI	L	16-27
1954	at Kansas	W	27- 0
1955	KANSAS	W	12- 0
1956	KANSAS STATE	W	34- 0
1957	KANSAS	L	34-35
1958	KANSAS STATE	W	13- 3
1959	at Oklahoma	L	12-42

Big Eight Conference (23-13)

1960	KANSAS STATE	W	27- 7
1961	OKLAHOMA STATE	W	24- 0
1962	KANSAS STATE	W	6- 0
1963	at Kansas State	W	21- 7
1964	KANSAS STATE	L	14-16
1965	at Kansas State	W	36- 0
1966	KANSAS STATE	W	10- 0
1967	IOWA STATE	W	34- 0
1968	at Iowa State	W	28-18
1969	at Iowa State	W	14- 0
1970	at Kansas State	L	20-21
1971	KANSAS STATE	W	31-21
1972	at Oklahoma State	L	6-31
1973	at Iowa State	W	23-16
1974	IOWA STATE	W	34- 7
1975	at Oklahoma	L	20-21
1976	NEBRASKA	L	12-24
1977	OKLAHOMA STATE	W	29-13
1978	KANSAS	W	17- 7
1979	at Oklahoma	L	24-49
1980	OKLAHOMA	L	42-82
1981	at Nebraska	L	0-59
1982	NEBRASKA	L	14-40
1983	MISSOURI	L	20-59
1984	at Missouri	L	7-52
1985	MISSOURI	W	38- 7
1986	at Missouri	W	17-12
1987	at Oklahoma State	L	17-42
1988	OKLAHOMA STATE	L	21-41
1989	MISSOURI	W	49- 3
1990	at Missouri	W	33-31
1991	MISSOURI	W	55- 7
1992	at Missouri	W	6- 0
1993	MISSOURI	W	30-18
1994	at Missouri	W	38-23
1995	at Oklahoma	W	38-17

Big 12 Conference (7-8)

1996	at Texas A&M	W	24-10
1997	TEXAS A&M	L	10-16
1998	BAYLOR	W	18-16
1999	KANSAS	W	51-17
2000	KANSAS STATE	L	21-44
2001	KANSAS	W	27-16
2002	KANSAS STATE	W	35-31
2003	at Baylor	L	30-42
2004	at Missouri	L	9-17
2005	at Oklahoma State	W	34- 0
2006	at Missouri	L	13-28
2007	OKLAHOMA	W	27-24
2008	TEXAS	L	14-38
2009	at Texas	L	14-38
2010	at Missouri	L	0-26

Pac-12 Conference (5-6)

2011	WASHINGTON STATE	L	27-31
2012	at Washington State	W	35-34
2013	at Oregon State	L	17-44
2014	ARIZONA STATE	L	24-38
2015	OREGON	L	24-41
2016	at Oregon	W	41-38
2017	WASHINGTON	L	10-37
2018	UCLA	W	38-16
2019	at Arizona State	W	34-31
2020	UCLA	W	48-42
2021	at Arizona State	L	13-35
2022	UCLA	L	17-45
2023	at Oregon	L	6-42

HOMECOMING

In 106 homecoming games, Colorado has compiled a 65-36-5 record (a 63.7 winning percentage). (No game from 1890-1913; 2020)

1914	Utah	W	33- 0
1915	Colorado College	L	0-44
1916	Denver	L	0- 7
1917	Colorado College	W	18-17
1918	NO GAME		
1919	Colorado College	T	14-14
1920	Colorado College	T	7- 7
1921	Colorado College	W	35-14
1922	Colorado State	W	7- 0
1923	Colorado College	W	17- 7
1924	Utah	W	3- 0
1925	Colorado College	W	23- 6
1926	Utah	L	3-37
1927	Colorado College	W	7- 6
1928	Utah	L	6-25
1929	Denver	T	0- 0
1930	Colorado State	W	7- 0
1931	Denver	W	25- 6
1932	Utah	L	0-14
1933	Colorado College	W	26- 0
1934	Utah	W	7- 6
1935	Colorado State	W	19- 6
1936	Utah	W	31- 6
1937	Colorado State	W	47- 0
1938	Utah	T	0- 0
1939	Colorado State	W	13- 0
1940	Utah	L	13-21
1941	Colorado State	W	26-13
1942	Utah	L	3-13
1943	Colorado College	L	6-16
1944	Colorado College	W	28- 0
1945	Utah	W	18-13
1946	New Mexico	W	14-13
1947	Utah	L	7-13
1948	Kansas State	W	51- 7
1949	Utah	W	14- 7
1950	Oklahoma	L	18-27
1951	Iowa State	W	47-20
1952	Kansas State	W	34-14
1953	Iowa State	W	41-34
1954	Nebraska	L	6-20
1955	Missouri	L	12-20
1956	Nebraska	W	16- 0
1957	Missouri	L	6- 9
1958	Nebraska	W	27-16
1959	Missouri	W	21-20
1960	Nebraska	W	19- 6
1961	Missouri	W	7- 6
1962	Nebraska	L	6-31
1963	Iowa State	L	7-19
1964	Nebraska	L	3-21
1965	Iowa State	T	10-10
1966	Nebraska	L	19-21
1967	Oklahoma State	L	7-10
1968	Oklahoma	W	41-27
1969	Missouri	W	31-24
1970	Oklahoma	L	15-23
1971	Missouri	W	27- 7
1972	Iowa State	W	34-22
1973	Missouri	W	17-13

1974	Iowa State	W	34- 7
1975	Missouri	W	31-20
1976	Iowa State	W	33-14
1977	Missouri	L	14-24
1978	Kansas	W	17- 7
1979	Missouri	L	7-13
1980	Iowa State	W	17- 9
1981	Oklahoma State	W	11-10
1982	Iowa State	L	14-31
1983	Oklahoma State	L	14-40
1984	Iowa State	W	23-21
1985	Missouri	W	38- 7
1986	Iowa State	W	31- 3
1987	Kansas	W	35-10
1988	Iowa State	W	24-12
1989	Kansas	W	49-17
1990	Oklahoma State	W	41-22
1991	Missouri	W	55- 7
1992	Oklahoma State	W	28- 0
1993	Kansas	W	38-14
1994	Oklahoma State	W	17- 3
1995	Missouri	W	21- 0
1996	Iowa State	W	49-42
1997	Wyoming	W	20-19
1998	Baylor	W	18-16
1999	Kansas	W	51-17
2000	Kansas State	L	21-44
2001	Texas A&M	W	31-21
2002	Kansas State	W	35-31
2003	Oklahoma	L	20-34
2004	Oklahoma State	L	14-42
2005	Texas A&M	W	41-20
2006	Baylor (3OT)	L	31-34
2007	Oklahoma	W	27-24
2008	Texas	L	14-38
2009	Missouri	L	0-58
2010	Texas Tech	L	24-27
2011	Oregon	L	2-45
2012	Stanford	L	0-48
2013	Arizona	L	20-44
2014	UCLA (2OT)	L	37-40
2015	Arizona	L	31-38
2016	Arizona State	W	40-16
2017	California	W	44-28
2018	Oregon State (OT)	L	34-41
2019	Stanford	W	16-13
2021	Oregon State (2OT)	W	37-34
2022	Arizona State	L	34-42
2023	Oregon State	L	19-26

Family Weekend

CU first included a game in its Parent's Weekend events in 1992; the name was eventually changed the name to Family Weekend in 2003. Colorado is 20-9 in these games when the families of current CU students are in the stands.

1992	Kansas State	W	54- 7
1993	Missouri	W	30-18
1994	Kansas State	W	35-21
1995	Kansas	L	24-40
1996	Oklahoma State	W	35-13
1997	Kansas	W	42- 6
1998	Texas Tech	W	19-17
1999	Missouri (OT)	W	46-39
2000	Oklahoma State	W	37-21
2001	Kansas	W	27-16
2002	Texas Tech	W	37-13
2003	Kansas (OT)	W	50-47
2004	Iowa State	W	19-14
2005	Kansas	W	44-13
2006	Texas Tech	W	30- 6
2007	Kansas	L	14-19
2008	Kansas State	W	14-13
2009	Kansas	W	34-30
2010	Baylor	L	25-31
2011	Washington State	L	27-31
2012	UCLA	L	14-42
2013	Oregon	L	16-57
2014	Hawai'i	W	21-12
2015	Oregon	L	24-41
2016	Oregon State	W	47- 6
2017	Arizona	L	42-45
2018	Arizona State	W	28-21
2019	Arizona	L	30-35
2021	Arizona	W	34-0
2022	California	W(ot)	20-13
2023	Stanford	L(2ot)	43-46

Thanksgiving Day (28-15-2)

Season	(Date)	Opponent		Resul
1891	(11/26)	at Colo. Springs A.A.	W	24- 4
1895	(11/28)	COLORADO MINES	W	14- 0
1896	(11/26)	at Denver A.C.	W	8- 6
1897	(11/25)	at Denver A.C.	L	0- 8
1898	(11/24)	at Denver A.C.	W	23- 5
1899	(11/30)	at Denver A.C.	L	6-11
1900	(11/29)	DENVER A.C.	L	0-24
1901	(11/28)	at Denver A.C.	L	0-29
1905	(11/30)	*Haskell	W	39- 0
1906	(11/29)	*Colorado Mines	T	0- 0
1907	(11/28)	*Colorado Mines	L	4- 5
1908	(11/26)	COLO. MINES	W	15- 0
1909	(11/25)	*Colorado Mines	W	16- 0
1910	(11/24)	at Colorado Mines	W	19- 0
1911	(11/30)	*Colorado Mines	W	11- 0
1912	(11/28)	*Oklahoma	W	14-12
1913	(11/27)	#at Oklahoma	L	3-14
1914	(11/26)	at Denver	W	6- 0
1916	(11/30)	COLORADO ST	L	14-32
1917	(11/29)	at Colorado St	W	6- 0
1918	(11/28)	COLORADO ST	W	16-13
1920	(11/25)	at Oklahoma St	W	40- 7
1921	(11/24)	COLO MINES	W	10- 7
1922	(11/30)	*Colorado Mines	W	16- 0
1923	(11/29)	at Colorado St	W	6- 3
1925	(11/26)	at Denver	W	41- 0
1926	(11/25)	at Denver	L	9-20
1927	(11/24)	at Denver	L	0-48
1928	(11/29)	at Denver	W	7- 0
1930	(11/27)	at Denver	W	27- 7
1931	(11/26)	at Arizona	W	27- 7
1932	(11/24)	at Denver	L	0- 6
1933	(11/30)	at Denver	W	14- 7
1934	(11/29)	at Denver	W	7- 0
1935	(11/28)	at Denver	W	14- 0
1936	(11/26)	at Denver	L	6- 7
1937	(11/25)	at Denver	W	34- 7
1938	(11/24)	at Denver	L	12-19
1940	(11/21)	at Denver	T	3- 3
1941	(11/20)	at Denver	L	0-27
1942	(11/26)	at Denver	W	31- 6
1944	(11/23)	at Denver	W	16-14
1945	(11/22)	at Denver	L	8-14
1946	(11/28)	COLORADO ST	W	18- 0
1947	(11/27)	at Denver	L	20-26

(*—in Denver; #—at Oklahoma City; in 1919, game was postponed from Thanksgiving, Nov. 27, to Nov. 29 due to snow)

Thanksgiving Friday (6-15)

Season	(Date)	Opponent		Result
1894	(Nov. 30)	COLORADO MINES	W	18- 0
1904	(Nov. 25)	*Stanford	L	0-33
1915	(Nov. 26)	at Washington	L	0-46
1996	(Nov. 29)	at Nebraska	L	12-17
1997	(Nov. 28)	NEBRASKA	L	24-27
1998	(Nov. 27)	at Nebraska	L	14-16
1999	(Nov. 26)	NEBRASKA (OT)	L	30-33
2000	(Nov. 24)	at Nebraska	L	32-34
2001	(Nov. 23)	NEBRASKA	W	62-36
2002	(Nov. 29)	at Nebraska	W	28-13
2003	(Nov. 28)	NEBRASKA	L	22-31
2004	(Nov. 26)	at Nebraska	W	26-20
2005	(Nov. 25)	NEBRASKA	L	3-30
2006	(Nov. 24)	at Nebraska	L	14-37
2007	(Nov. 23)	NEBRASKA	W	65-51
2008	(Nov. 28)	at Nebraska	L	31-40
2009	(Nov. 27)	NEBRASKA	L	20-28
2010	(Nov. 26)	at Nebraska	L	17-45
2011	(Nov. 25)	at Utah	W	17-14
2012	(Nov. 23)	UTAH	L	35-42
2021	(Nov. 26)	at Utah	L	13-28

(*—in Denver)

Regular Season Non-Saturday Games

SUNDAY (4-2-1)

Date	Opponent		Result
Oct. 13, 1895	DENVER MANUAL H.S.	W	36- 0
Nov. 15, 1896	COLORADO COLLEGE	W	50- 0
Oct. 11, 1908	at State Prep School	W	29- 0
Aug. 26, 1990	Tennessee (at Anaheim)	T	31-31
Aug. 26, 2001	FRESNO STATE (N)	L	22-24
Sept. 6, 2009	COLORADO STATE (N)	L	17-23
Sept. 1, 2013	Colorado State (N; Denver)	W	41-27

MONDAY (2-0)

Date	Opponent		Result
Nov. 3, 1902	COLORADO MINES	W	28- 0
Sept. 4, 1989	TEXAS (N)	W	27- 6

TUESDAY (8-2)

Date	Opponent		Result
Nov. 3, 1891	DENVER A.C.	L	0-44
Nov. 8, 1892	DENVER	W	46- 0
Nov. 7, 1893	at Colorado Mines	L	10-24
Nov. 6, 1894	at Colorado Mines	W	20- 0
Nov. 5, 1895	DENVER	W	28- 0
Nov. 3, 1896	at Colorado Mines	W	30- 0
Nov. 2, 1897	at Colorado College	W	8- 0
Nov. 8, 1898	DENVER WHEEL CLUB	W	29- 0
Oct. 1, 1907	STATE PREP SCHOOL	W	40- 0
Nov. 3, 1908	COLORADO COLLEGE	W	14- 0

WEDNESDAY (3-0)

Date	Opponent		Result
Oct. 31, 1894	WEST DENVER H.S.	W	26- 4
Nov. 20, 1918	THE LIEUTENANTS	W	20- 6
Oct. 7, 1925	at Creighton	W	14- 6

*THURSDAY (3-5; 31-20-2)

Date	Opponent		Result
Nov. 17, 1898	NEBRASKA	L	10-23
Sept. 6, 1990	STANFORD (N)	W	21-17
Oct. 8, 1992	at Missouri (N)	W	6- 0
Sept. 18, 2008	WEST VIRGINIA (N; OT)	W	17-14
Oct. 1, 2009	at West Virginia (N)	L	4-35
Nov. 19, 2009	at Oklahoma State (N)	L	28-31
Oct. 11, 2012	ARIZONA STATE (N)	L	17-51
Sept. 3, 2015	at Hawai'i	L	20-28
Nov. 3, 2016	UCLA (N)	W	20-10

(*—does not include 45 games on Thanksgiving Day; see list on previous page.)

FRIDAY (19-28)

Date	Opponent		Result
Nov. 30, 1894	COLORADO MINES	W	18- 0
Nov. 25, 1904	*Stanford	L	0-33
Sept. 25, 1908	at Longmont H.S.	W	6- 0

Special Games

Date	Opponent		Result
Nov. 26, 1915	at Washington	L	0-46
Oct. 6, 1933	at Okla. State (N)	W	6- 0
Oct. 12, 1934	at N. Colorado (N)	L	7-13
Oct. 9, 1942	at Utah State (N)	W	31-14
Sept. 18, 1964	at Southern Cal (N)	L	0-21
Dec. 31, 1971	a—Houston (N)	W	29-17
Oct. 10, 1975	at Miami, Fla. (N)	W	23-10
Jan. 1, 1993	b—Syracuse	L	22-26
Nov. 29, 1996	at Nebraska	L	12-17
Nov. 28, 1997	NEBRASKA	L	24-27
Nov. 27, 1998	at Nebraska	L	14-16
Dec. 25, 1998	c—Oregon	W	51-43
Nov. 26, 1999	NEBRASKA (OT)	L	30-33
Dec. 31, 1999	d—Boston College	W	62-28
Nov. 24, 2000	at Nebraska	L	32-34
Nov. 23, 2001	NEBRASKA	W	62-36
Nov. 29, 2002	at Nebraska	W	28-13
Nov. 28, 2003	NEBRASKA	L	22-31
Nov. 26, 2004	at Nebraska	W	26-20
Nov. 25, 2005	NEBRASKA	L	3-30
Nov. 24, 2006	at Nebraska	L	14-37
Nov. 23, 2007	NEBRASKA	W	65-51
Nov. 28, 2008	at Nebraska	L	31-40
Sept.11, 2009	at Toledo (N)	L	38-54
Nov. 27, 2009	NEBRASKA	L	20-28
Nov. 26, 2010	at Nebraska	L	17-45
Nov. 4, 2011	SOUTHERN CAL (N)	L	17-42
Nov. 25, 2011	at Utah	W	17-14
Nov. 23, 2012	UTAH	L	35-42
Aug. 29, 2014	Colorado State (N)	L	17-31
Nov. 13, 2015	SOUTHERN CAL (N)	L	24-27
Sept. 2, 2016	Colorado State (N)	W	44- 7
Dec. 2, 2016	e—Washington (N)	L	10-41
Sept. 1, 2017	Colorado State (N)	W	17- 3
Aug. 31, 2018	Colorado State (N)	W	45-13
Sept.28, 2018	UCLA (N)	W	38-16
Nov. 2, 2018	at Arizona (N)	L	34-42
Aug. 30, 2019	Colorado State (N)	W	52-31
Oct. 11, 2019	at Oregon (N)	L	3-45
Oct. 25, 2019	SOUTHERN CAL (N)	L	30-35
Sept. 3, 2021	N COLORADO (N)	W	35- 7
Nov. 26, 2021	at Utah	L	13-28
Sept 2, 2022	TCU	L	13-38
Nov. 11, 2022	at USC	L	17-55
Oct. 13, 2023	STANFORD	L	43-46
Nov. 17, 2023	at Washington State	L	14-56

a—Astro-Bluebonnet Bowl at Houston; b—Fiesta Bowl at Tempe, Ariz.; c—Aloha Bowl at Honolulu; d—Insight.com Bowl at Tucson, Ariz.; e—Pac-12 Championship game at Santa Clara, Calif.

In Denver

Date	Opponent		Result
Nov. 15, 1890	at Denver Athletic Club	L	0-20
Oct. 31, 1891	at Denver Athletic Club	L	0-42
Oct. 22, 1892	at Denver University	W	46- 0
Nov. 19, 1892	at Denver Athletic Club	L	6-42
Sept. 30, 1893	at Denver Athletic Club	L	0-14
Nov. 18, 1893	at Denver Athletic Club	L	4-32
Oct. 13, 1894	at Denver Athletic Club	W	12- 4
Nov. 3, 1894	at Denver University	W	49- 4
Nov. 24, 1894	at Denver Athletic Club	L	6-20
Nov. 9, 1895	at Denver Athletic Club	L	10-22
Nov. 26, 1896	at Denver Athletic Club	W	8- 6
Nov. 6, 1897	at Denver Wheel Club	W	22- 0
Nov. 25, 1897	at Denver Athletic Club	L	0- 8
Oct. 29, 1898	at Denver Athletic Club	L	5-11
Nov. 24, 1898	at Denver Athletic Club	W	23- 5
Oct. 10, 1899	at Denver East H.S.	W	33- 0
Oct. 23, 1899	at Denver Wheel Club	W	5- 0
Nov. 30, 1899	at Denver Athletic Club	L	6-11
Sept. 18, 1900	at Denver Manual H.S.	W	29- 0
Sept. 25, 1900	at West Denver H.S.	W	18- 0
Oct. 22, 1900	at Denver Wheel Club	L	0-11
Nov. 28, 1901	at Denver Athletic Club	L	0-29
Nov. 7, 1903	at Denver University	W	10- 0
Oct. 29, 1904	at Denver University	W	57- 0
Nov. 25, 1904	Stanford	L	0-33
Sept. 30, 1905	at North Denver H.S.	W	28- 0
Oct. 7, 1905	at Regis College	W	109- 0
Oct. 28, 1905	Kansas	W	15- 0
Nov. 30, 1905	Haskell	W	39- 0
Nov. 29, 1906	Colorado Mines	T	0- 0
Nov. 28, 1907	Colorado Mines	L	4- 5
Nov. 26, 1908	Colorado Mines	W	15- 0
Nov. 25, 1909	Colorado Mines	W	16- 0
Oct. 29, 1910	Utah	W	11- 0
Nov. 24, 1910	Colorado Mines	W	19- 0
Nov. 30, 1911	Colorado Mines	W	11- 0
Nov. 9, 1912	Utah	W	3- 0
Nov. 28, 1912	Oklahoma	W	14-12
Nov. 15, 1913	Colorado Mines	W	20- 0
Nov. 14, 1914	Colorado Mines	L	2- 6
Nov. 26, 1914	at Denver University	W	6- 0
Nov. 6, 1915	Colorado Mines	L	6-13
Nov. 13, 1915	at Denver University	L	0- 7
Nov. 18, 1916	Colorado Mines	L	10-27
Oct. 13, 1917	at Denver University	L	0- 7
Oct. 20, 1917	Colorado Mines	W	12- 0
Nov. 23, 1918	at Denver University	L	0- 6
Oct. 18, 1919	at Denver University	W	26- 7
Oct. 16, 1920	at Denver University	W	31- 0
Nov. 13, 1920	Colorado Mines	W	7- 0
Nov. 24, 1921	Colorado Mines	W	10- 7
Oct. 7, 1922	at Regis College	W	14- 0
Oct. 29, 1922	at Denver University	L	0-16
Nov. 30, 1922	Colorado Mines	W	16- 0
Oct. 27, 1923	at Denver University	W	21- 7
Nov. 15, 1924	at Denver University	T	0- 0
Nov. 26, 1925	at Denver University	W	41- 0
Nov. 25, 1926	at Denver University	L	9-20
Nov. 24, 1927	at Denver University	L	0-48
Nov. 29, 1928	at Denver University	W	7- 0
Nov. 27, 1930	at Denver University	W	27- 7
Nov. 24, 1932	at Denver University	L	0- 6
Nov. 30, 1933	at Denver University	W	14- 7
Nov. 29, 1934	at Denver University	W	7- 0
Nov. 28, 1935	at Denver University	W	14- 0
Nov. 26, 1936	at Denver University	L	6- 7
Nov. 25, 1937	at Denver University	W	34- 7
Nov. 24, 1938	at Denver University	L	12-19
Nov. 21, 1940	at Denver University	T	3- 3
Nov. 20, 1941	at Denver University	L	0-27
Nov. 26, 1942	at Denver University	W	31- 6
Nov. 23, 1944	at Denver University	W	16-14
Nov. 22, 1945	at Denver University	L	8-14
Nov. 27, 1947	at Denver University	L	20-26
Sept. 5, 1998	Colorado State	W	42-14
Sept. 4, 1999	Colorado State	L	14-41
Sept. 2, 2000	Colorado State	L	24-28
Sept. 1, 2001	Colorado State	W	41-14
Aug. 31, 2002	Colorado State	L	14-19
Aug. 30, 2003	Colorado State	W	42-35
Sept. 9, 2006	Colorado State	L	10-14
Sept. 2, 2007	Colorado State (OT)	W	31-28
Aug. 31, 2008	Colorado State	W	38-17
Sept. 2, 2010	Colorado State	W	24- 3
Sept. 17, 2011	Colorado State	W	28-14
Sept. 1, 2012	Colorado State	L	17-22
Sept. 1, 2013	Colorado State	W	41-27
Aug. 29, 2014	Colorado State	L	17-31
Sept. 19, 2015	Colorado State	W	27-24
Sept. 2, 2016	Colorado State	W	44- 7
Sept. 1, 2017	Colorado State	W	17- 3
Aug. 31, 2018	Colorado State	W	45-13
Aug. 30, 2019	Colorado State	W	52-31
Sept. 11, 2021	Texas A&M	L	7-10

Neutral Site Gmes (27-18-2)

Date	Opponent			Result
Nov.25, 1904	Stanford	Denver	L	0-33
Oct.28, 1905	Kansas	Denver	W	15- 0
Nov. 30, 1905	Haskell	Denver	W	39- 0
Nov. 29, 1906	Colorado Mines	Denver	T	0- 0
Nov. 28, 1907	Colorado Mines	Denver	L	4- 5
Nov. 25, 1909	Colorado Mines	Denver	W	16- 0
Nov. 30, 1911	Colorado Mines	Denver	W	11- 0
Nov. 9, 1912	Utah	Denver	W	3- 0
Nov. 28, 1912	Oklahoma	Denver	W	14-12
Nov.15, 1913	Colorado Mines	Denver	W	20- 0
Nov.14, 1914	Colorado Mines	Denver	L	2- 6
Nov.6, 1915	Colorado Mines	Denver	L	6-13
Nov.18, 1916	Colorado Mines	Denver	L	10-27
Oct.20, 1917	Colorado Mines	Denver	W	12- 0
Oct. 5, 1920	Oklahoma State	Oklahoma City	W	40- 7
Nov.13, 1920	Colorado Mines	Denver	W	7- 0
Nov.24, 1921	Colorado Mines	Denver	W	10- 7
Nov. 30, 1922	Colorado Mines	Denver	W	16- 0
Sept.26, 1931	Oregon State	Portland	L	0-16
Nov.4, 1944	New Mexico	Pueblo	W	39- 0
Sept.28, 1963	Oregon State	Portland	L	6-41
Sept.18, 1982	Washington State	Spokane	W	12- 0
Aug.26, 1990	Tennessee	Anaheim	T	31-31
Sept.5, 1998	Colorado State	Denver	W	42-14
Sept.4, 1999	Colorado State	Denver	L	14-41
Sept.2, 2000	Colorado State	Denver	L	24-28
Sept.1, 2001	Colorado State	Denver	W	41-14
Dec.1, 2001	#Texas	Irving	W	39-37
Aug.31, 2002	Colorado State	Denver	L	14-19
Dec.7, 2002	#Oklahoma	Houston	L	7-29
Aug.30, 2003	Colorado State	Denver	W	42-35
Sept.11, 2004	Washington State	Seattle	W	20-12
Dec.4, 2004	#Oklahoma	Kansas City	L	3-42
Dec.3, 2005	#Texas	Houston	L	3-70
Sept.9, 2006	Colorado State	Denver	L	10-14
Sept.2, 2007	Colorado State (OT)	Denver	W	31-28
Aug.31, 2008	Colorado State	Denver	W	38-17
Sept.27, 2008	Florida State	Jacksonville	L	21-39
Sept.2, 2010	Colorado State	Denver	W	24- 3
Sept. 17, 2011	Colorado State	Denver	W	28-14
Sept. 1, 2012	Colorado State	Denver	L	17-22
Sept. 1, 2013	Colorado State	Denver	W	41-27
Aug.29, 2014	Colorado State	Denver	L	17-31
Sept.19, 2015	Colorado State (OT)	Denver	W	27-24
Sept. 2, 2016	Colorado State	Denver	W	44- 7
Dec.2, 2016	#Washington	Santa Clara	L	10-41
Sept.1, 2017	Colorado State	Denver	W	17- 3
Aug. 31, 2018	Colorado State	Denver	W	45-13
Aug. 30, 2019	Colorado State	Denver	W	52-31
Sept.11, 2021	Texas A&M	Denver	L	7-10

*—Regular Season (CU is 12-17 in bowl games at neutral sites); #—denotes Big 12 or Pac-12 Championship game.

Buffs & The Weather

Colorado's wacky weather, for the most part, has not played too much havoc with the Buffaloes through the years. Here are the last times the elements affected games in Boulder.

Snow: There has seldom been snowfall during a game in Boulder. In fact, only seven times since 1949 has any real snowfall of note occurred during a game. It last happened on Nov. 17, 2018 when it snowed off and on throughout in a 30-7 loss to Utah (which was ironically the 500th game in Folsom Field history). That had been the first time since Nov. 11, 2000, when it snowed the entire game in a 35-27 loss to Iowa State. On Nov. 16, 1996, there was light snowfall throughout the first half in a 12-0 win over Kansas State; on the same date in 1991, it started snowing late (though lightly) in a 30-24 win over Kansas; and there was light snowfall in a 21-6 win over Kansas State in 1979. In 1971, about two feet of snow feel the morning of a 56-13 win over Wyoming; what made that day unique is that it was Sept. 18, and was CU's first home game on artificial turf. The two most famous snow games came in 1969 (a 30-7 win over Indiana where it snowed all game, and in 1949, when it was sunny at kickoff prior to a 14-7 win over Utah. But the clouds rolled in and by halftime, there were snow flurries. By game's end, there was six inches of snow on the ground. There have been major snowstorms on Fridays but the weather cleared prior to game time (in 1986 before Kansas, in 1987 and 1991 before Nebraska, and in 1992 and 1994 before Iowa State). The last road game with snow (flurries) was at Utah in 2015.

Rainfall: Rain during a game in Boulder is about as rare as snowfall; light rain or annoying drizzle have happened on occasion. The last rainfall occurred on Oct. 3, 2015 prior to and during the Oregon game (light-to-moderate – in fact, kickoff was delayed 61 minutes due to lightning in the area); the previous time had been on Oct. 14, 2006 during the second half against Texas Tech. The last time there was heavy rain during a game in Boulder was in the fourth quarter in a 20-13 loss to Michigan in 1996; otherwise you have to go back to Sept. 11, 1982, in a 31-17 loss to California (Bill McCartney's first game). The last road games with rain were in 2019 and 2017 at Washington State, 2014 at Oregon and in 2013 at Oregon State and at Washington.

Bitter Cold: There have been only five occasions where the temperature was below 20 degrees at kickoff at Folsom Field in its history. The last time was the Iowa State game in 2000 mentioned under "snow" above. On Nov. 16, 1996, it was 16 degrees at the start of both halves in a 12-0 win over Kansas State, and the mercury reached 12 degrees with a wind-chill of minus-8 in a 19-19 tie against Nebraska on Nov. 2, 1991.

Wind: Despite the Midwest and Boulder being known to experience high winds on occasion, only four times since 1985 have winds really affected a CU game. The last time was on Nov. 12, 2011, when winds gusted from 32 to 62 miles per hour in CU's 48-29 win over Arizona; the time before that was on Nov. 11, 1995, when winds gusting from 30 to 67 mph were prevalent during most of Colorado's 21-0 victory over Missouri (winds gusted from 18-35 mph in the first half of the Sept. 18, 2018 West Virginia game but subsided for the second half). On the road, the Great Plains winds were quite common, especially later in the fall; on Nov. 12, 2005, a tornado warning/sighting delayed the start of the CU-Iowa State game in Ames; winds would gust 20-45 mph throughout after a nearly two hour delay. On Nov. 9, 1991 in Stillwater, a 16-12 CU win became known for one of the gutsiest play calls in CU history—a fake field goal with 12 seconds left in the game that produced the winning points; the call was because of the wind, blowing upward of 30 mph at the end of the game.

COLORADO'S WARMEST GAMES (*—night game)

Since 1950, Colorado is 50-37 when it has been 80 degrees or warmer at kickoff.

Date	Opponent	Result	Temperature/Conditions
Sept. 8, 2007	*at Arizona State	L 14-33	102 / clear skies
Sept. 15, 2012	*at Fresno State	L 14-69	102 / clear skies
Sept. 21, 2002	at UCLA (Pasadena)	W 31-17	99 / clear skies (light haze)
Oct. 5, 1963	at Kansas State	W 21- 7	94 / clear & windy
Sept. 1, 2012	Colorado State (Denver)	L 17-22	94 / partly cloudy
Sept. 24, 1949	KANSAS	W 13-12	92 / clear skies
Oct. 10, 2015	*at Arizona State	L 23-48	92 / partly cloudy
Sept. 11, 2021	Texas A&M (Denver)	L 7-10	92 / partly cloudy
Oct. 1, 1994	at Texas	W 34-31	91 / clear & humid
Sept. 16, 2000	WASHINGTON	L 14-17	91 / hazy (forest fire nearby)
Aug. 26, 2001	*FRESNO STATE	L 22-24	91 / partly cloudy, breezy
Sept. 21, 2019	*at Arizona State	W 34-31	91 / clear skies
Sept. 28, 1940	at Texas	L 7-39	90 / clear skies
Sept. 10, 1983	at Michigan State	L 17-23	90 / sunny & windy
Oct. 6, 2007	*at Baylor	W 43-23	90 / cloudy skies
Sept. 4, 2010	Colorado State (Denver)	W 24- 3	90 / clear skies
Sept. 7, 2013	*CENTRAL ARKANSAS	W 38-24	90 / partly cloudy skies
Oct. 8, 2016	at Southern California	L 17-21	90 / scattered clouds
Sept. 15, 2018	NEW HAMPSHIRE	W 45-14	90 / clear skies
Sept. 25, 2021	at Arizona State	L 13-35	90 / clear skies

Note: a reminder that most seasons began in late September (or later) until 11-game seasons became the norm in 1971; thus it was naturally cooler with later start dates.

COLORADO'S COLDEST GAMES (*—night game)

Overall, Colorado is 18-11-1 when it has been 32 degrees or colder at kickoff.

Date	Opponent	Result	Temperature (WC)/Conditions
Nov. 11, 1911	COLORADO A&M	W 31- 0	7 (-1) / snow flurries
Nov. 21, 1931	COLORADO COLLEGE	W 17- 7	10 (7) / light snow
Nov. 2, 1991	*NEBRASKA	T 19-19	12 (-8) / cloudy
Nov. 23, 1918	at Denver	L 0- 6	15 (15) / cloudy
Nov. 16, 1996	*KANSAS STATE	W 12- 0	16 (-3) / snow flurries
Nov. 23, 1991	at Iowa State	W 17-14	17 (-8) / blizzard conditions
Nov. 2, 1935	COLORADO COLLEGE	W 23- 0	18 (14) / cloudy
Nov. 14, 1959	at Nebraska	L 12-14	19 (-1) / cloudy & windy
Nov. 11, 2000	IOWA STATE	L 27-35	19 (2) / snowfall throughout
Dec. 12, 2020	UTAH	L 21-38	23 (19) / cloudy, slick
Nov. 23, 1985	KANSAS STATE	W 30- 0	24 (13) / sunny & windy
Nov. 23, 2007	NEBRASKA	W 65-51	24 (13) / cloudy
Nov. 15, 1997	at Kansas State	L 20-37	25 (6) / cloudy & windy
Nov. 28, 2015	at Utah	L 14-20	26 (21) / snow flurries
Nov. 7, 1936	UTAH	W 31- 7	27 (23) / cloudy
Nov. 22, 1958	at Utah	W 7- 0	28 (11) / snowy & windy
Nov. 17, 2018	UTAH	L 7-30	28 (19) / light snow and fog
Nov. 13, 1976	KANSAS	W 40-17	28 (19) / overcast, light fog
Nov. 30, 2019	*at Utah	L 15-45	28 (21) / partly cloudy
Nov. 23, 2013	*SOUTHERN CAL	L 29-47	29 (29) / partly cloudy

Four others at 29 degrees: Mines 1919 (W), UNC 1926 (W), CC 1929 (W) & 1931 (W)

Night Games

Colorado is 69-87-2 all-time in 158 games played at night (when kickoff was 5:00 p.m. or later, local time). The Buffaloes are 33-24-2 at home, 25-47 on the road and 12-15 at neutral sites. Here's a look at these games:

Date	Opponent	Score		Attendance
Sept. 26, 1931	Oregon State (Portland)	L	0-16	20,000
Oct. 6, 1933	at Oklahoma State	W	6- 0	N/A
Oct. 12, 1934	at Northern Colorado	L	7-13	5,000
Oct. 9, 1942	at Utah State	W	31-14	N/A
Oct. 11, 1952	at Arizona	W	34-19	24,500
Oct. 9, 1954	at Arizona	W	40-18	25,000
Nov. 24, 1956	at Arizona	W	38- 7	12,000
Oct. 11, 1958	at Arizona	W	65-12	18,000
Oct. 24, 1959	at Arizona	W	18- 0	21,000
Sept. 24, 1960	at Baylor	L	0-26	29,000
Oct. 14, 1961	at Miami, Fla.	W	9- 7	40,393
Sept. 22, 1962	at Utah	L	21-37	25,878
Sept. 18, 1964	at Southern Cal	L	0-21	39,173
Sept. 24, 1966	at Baylor	W	13- 7	29,000
Sept. 11, 1971	at Louisiana State	W	31-21	70,099
Dec. 31, 1971	Houston (a)	W	29-17	54,720
Sept. 15, 1973	at Louisiana State	L	6-17	71,239
Sept. 14, 1974	at Louisiana State	L	14-42	70,274
Oct. 10, 1975	at Miami, Fla.	W	23-10	18,901
Sept. 11, 1976	at Texas Tech	L	7-24	44,132
Jan. 1, 1977	Ohio State (b)	L	10-27	65,537
Sept. 20, 1980	at Louisiana State	L	20-23	74,999
Sept. 28, 1985	at Arizona	W	14-13	45,503
Dec. 30, 1985	Washington (c)	L	17-20	30,961
Oct. 24, 1987	at Oklahoma	L	6-24	75,004
Oct. 22, 1988	OKLAHOMA	L	14-17	49,716
Dec. 29, 1988	Brigham Young (c)	L	17-20	35,941
Sept. 4, 1989	TEXAS	W	27- 6	47,269
Jan. 1, 1990	Notre Dame (b)	L	6-21	81,191
Sept. 6, 1990	STANFORD	W	21-17	50,669
Sept. 22, 1990	at Texas	W	29-22	77,273
Jan. 1, 1991	Notre Dame (b)	W	10- 9	77,062
Sept. 7, 1991	WYOMING	W	30-13	52,155
Nov. 2, 1991	NEBRASKA	T	19-19	52,319
Dec. 28, 1991	Alabama (d)	L	25-30	52,644
Sept. 19, 1992	at Minnesota	W	21-20	33,719
Oct. 8, 1992	at Missouri	W	6- 0	37,183
Oct. 17, 1992	OKLAHOMA	T	24-24	52,454
Sept. 4, 1993	TEXAS	W	36-14	52,125
Sept. 18, 1993	at Stanford	L	37-41	52,100
Sept. 17, 1994	WISCONSIN	W	55-17	53,457
Oct. 15, 1994	OKLAHOMA	W	45- 7	53,199
Oct. 22, 1994	KANSAS STATE	W	35-21	52,955
Sept. 2, 1995	at Wisconsin	W	43- 7	79,015
Sept. 9, 1995	COLORADO STATE	W	42-14	52,848
Sept. 30, 1995	at Oklahoma	W	38-17	75,004
Sept. 7, 1996	at Colorado State	W	48-34	36,371
Oct. 12, 1996	OKLAHOMA STATE	W	35-13	53,005
Nov. 16, 1996	KANSAS STATE	W	12- 0	53,550
Dec. 30, 1996	Washington (e)	W	33-21	54,749
Oct. 11, 1997	at Oklahoma State	L	29-33	50,100
Oct. 18, 1997	KANSAS	W	42- 6	52,097
Sept. 5, 1998	Colorado State (Denver)	W	42-14	76,036
Sept. 26, 1998	BAYLOR	W	18-16	46,603
Oct. 10, 1998	KANSAS STATE	L	9-16	51,581
Oct. 24, 1998	at Kansas	L	17-33	31,600
Sept. 4, 1999	Colorado State (Denver)	L	14-41	73,438
Sept. 9, 2000	at Southern California	L	14-17	65,153
Aug. 26, 2001	FRESNO STATE	L	22-24	47,762
Oct. 27, 2001	at Oklahoma State	W	22-19	41,070
Nov. 10, 2001	at Iowa State	W	40-27	39,204
Dec. 1, 2001	Texas (f)	W	39-37	65,675
Sept. 7, 2002	SAN DIEGO STATE	W	34-14	44,126
Nov. 16, 2002	IOWA STATE	W	41-27	48,728
Dec. 7, 2002	Oklahoma (g)	L	7-29	63,332
Dec. 28, 2002	Wisconsin (h)	L	28-31 (OT)	50,690
Aug. 30, 2003	Colorado State (Denver)	W	42-35	76,219
Oct. 25, 2003	OKLAHOMA	L	20-34	54,215
Nov. 1, 2003	at Texas Tech	L	21-26	52,908
Sept. 4, 2004	COLORADO STATE	W	27-24	54,954
Sept. 18, 2004	NORTH TEXAS	W	52-21	46,355
Dec. 4, 2004	Oklahoma (i)	L	3-42	62,310
Sept. 10, 2005	NEW MEXICO STATE	W	39- 0	44,742
Oct. 8, 2005	TEXAS A&M	W	41-20	50,686
Oct. 22, 2005	KANSAS	W	44-13	48,025
Nov. 12, 2005	at Iowa State	L	16-30	49,242
Dec. 27, 2005	Clemson (j)	L	10-19	31,470
Sept. 16, 2006	ARIZONA STATE	L	3-21	47,723
Oct. 21, 2006	at Oklahoma	L	3-24	84,443
Sept. 8, 2007	at Arizona State	L	14-33	58,417
Sept. 15, 2007	FLORIDA STATE	L	6-16	52,951
Oct. 6, 2007	at Baylor	W	43-23	32,376
Oct. 13, 2007	at Kansas State	L	20-47	46,637
Dec. 30, 2007	Alabama (k)	L	24-30	47,043
Aug. 31, 2008	Colorado State (Denver)	W	38-17	69,619
Sept. 18, 2008	WEST VIRGINIA	W	17-14 (OT)	51,883
Oct. 4, 2008	TEXAS	L	14-38	53,927
Oct. 18, 2008	KANSAS STATE	W	14-13	52,099
Oct. 25, 2008	at Missouri	L	0-58	68,349
Nov. 15, 2008	OKLAHOMA STATE	L	17-30	46,092
Sept. 6, 2009	COLORADO STATE	L	17-23	53,168
Sept. 11, 2009	at Toledo	L	38-54	20,082
Oct. 1, 2009	at West Virginia	L	24-35	60,055
Oct. 10, 2009	at Texas	L	14-38	101,152
Oct. 17, 2009	KANSAS	W	34-30	51,146
Nov. 19, 2009	at Oklahoma State	L	28-31	50,080
Oct. 2, 2010	GEORGIA	W	29-27	52,855
Oct. 9, 2010	at Missouri	L	0-26	62,695
Oct. 16, 2010	BAYLOR	L	25-31	48,953
Oct. 30, 2010	at Oklahoma	L	10-43	84,173
Nov. 4, 2011	SOUTHERN CALIFORNIA	L	17-42	50,083
Sept. 15, 2012	at Fresno State	L	14-69	27,513
Oct. 11, 2012	ARIZONA STATE	L	17-51	45,161
Sept. 7, 2013	CENTRAL ARKANSAS	W	38-24	35,168
Oct. 12, 2013	at Arizona State	L	13-54	50,104
Oct. 26, 2013	ARIZONA	L	20-44	38,679
Nov. 9, 2013	at Washington	L	7-59	66,599
Nov. 23, 2013	SOUTHERN CALIFORNIA	L	29-47	36,005
Aug. 29, 2014	Colorado State (Denver)	L	17-31	63,363
Sept. 13, 2014	ARIZONA STATE	L	24-38	38,547
Sept. 3, 2015	at Hawai'i	L	20-28	19,511
Sept. 19, 2015	Colorado State (Denver)	W	27-24 (OT)	66,253
Oct. 3, 2015	OREGON	L	24-41	46,222
Oct. 10, 2015	at Arizona State	L	23-48	44,157
Oct. 17, 2015	ARIZONA	L	31-38	39,666
Oct. 24, 2015	at Oregon State	W	17-13	36,977
Nov. 13, 2015	SOUTHERN CALIFORNIA	L	24-27	37,905
Nov. 21, 2015	at Washington State	L	3-27	45,823
Sept. 2, 2016	Colorado State (Denver)	W	44- 7	69,850
Oct. 15, 2016	ARIZONA STATE	W	40-16	48,588
Nov. 3, 2016	UCLA	W	20-10	43,761
Nov. 12, 2016	at Arizona	W	49-24	41,068
Nov. 26, 2016	UTAH	W	27-22	52,301
Dec. 2, 2016	Washington (l)	L	10-41	47,118
Dec. 29, 2016	Oklahoma State (h)	L	8-38	59,815
Sept. 1, 2017	Colorado State (Denver)	W	17- 3	73,932
Sept. 23, 2017	WASHINGTON	L	10-37	47,666
Oct. 7, 2017	ARIZONA	L	42-45	49,976
Oct. 21, 2017	at Washington State	L	0-28	31,461
Nov. 4, 2017	at Arizona State	L	30-41	44,553

a—Astro-Bluebonnet Bowl at Houston; b—Orange Bowl at Miami, Fla.; c—Freedom Bowl at Anaheim, Calif.; d—Blockbuster Bowl at Miami, Fla.; e—Holiday Bowl at San Diego, Calif.; f—Big 12 Championship at Irving; g—Big 12 Championship at Houston; h—Alamo Bowl at San Antonio; i—Big 12 Championship at Kansas City; j—Champs Sports Bowl at Orlando; k—Independence Bowl at Shreveport, La.; l—Pac-12 Championship in Santa Clara.

Night Games

Date	Opponent	Score		Attendance
Nov. 25, 2017	at Utah	L 13-34		46,022
Aug. 31, 2018	Colorado State (Denver)	W 45-13		70,158
Sept. 28, 2018	UCLA	W 38-16		46,814
Oct. 13, 2018	at Southern California	L 20-31		57,615
Nov. 2, 2018	at Arizona	L 34-42		43,080
Aug. 30, 2019	Colorado State (Denver)	W 52-31		66,997
Sept. 21, 2019	at Arizona State	W 34-31		45,786
Oct. 11, 2019	at Oregon	L 3-45		50,529
Oct. 25, 2019	SOUTHERN CALIFORNIA	L 31-35		48,913
Nov. 2, 2019	at UCLA	L 14-31		47,118
Nov. 30, 2019	at Utah	L 15-45		46,879
Nov. 7, 2020	UCLA	W 48-42		554
Dec. 5, 2020	at Arizona	W 24-13		0
Dec. 29, 2020	Texas (h)	L 23-55		10,822
Sept. 3, 2021	NORTHERN COLORADO	W 35- 7		44,153
Sept. 25, 2021	at Arizona State	L 13-35		44,803
Nov. 6, 2021	OREGON STATE	W 37-34	(2OT)	47,984
Nov. 13, 2021	at UCLA	L 20-44		36,573
Sept. 2, 2022	TCU	L 13-38		47,868
Oct. 1, 2022	at Arizona	L 20-43		36,591
Oct. 22, 2022	at Oregon State	L 9-42		27,679
Oct. 29, 2022	ARIZONA STATE	L 34-42		40,334
Nov. 11, 2022	at USC	L 17-55		61,206
Nov. 19, 2022	at Washington	L 7-54		67,969
Sept. 16, 2023	COLORADO STATE	W 43-35		53,141
Oct. 13, 2023	STANFORD	L 43-46		53,154
Nov. 4, 2023	OREGON STATE	L 19-26		52,725
Nov. 17, 2023	at Washington State	L 14-56		27,869

Length Of Games

LONGEST GAMES

4:03	COLORADO STATE (2OT)	W	43-35	Sept. 16, 2023
4:01	at California (2OT)	L	56-59	Sept. 27, 2014
4:00	STANFORD (2OT)	L	43-46	Oct. 13, 2023
4:00	MISSOURI (OT)	W	46-39	Oct. 9, 1999
4:00	OREGON STATE (OT)	L	34-41	Oct. 27, 2018
3:56	NEBRASKA	W	65-51	Nov. 23, 2007
3:55	at Southern California	L	17-55	Nov. 11, 2022
3:53	†Colorado State	W	42-35	Aug. 30, 2003
3:53	UCLA (2OT)	L	37-40	Oct. 25, 2014
3:50	#Oregon	W	38- 6	Jan. 1, 1996
3:49	NEBRASKA (OT)	W	34-31	Sept. 7, 2019

Progression

3:10	KANSAS STATE	W	45-32	Nov. 22, 1969
3:25	SAN JOSE STATE	W	22- 7	Sept. 23, 1978
3:43	+Tennessee	T	31-31	Aug. 26, 1990
3:45	#Alabama	L	25-30	Dec. 28, 1991
3:50	#Oregon	W	38- 6	Jan. 1, 1996
4:00	MISSOURI (OT)	W	46-39	Oct. 9, 1999
4:01	at California (2OT)	L	56-59	Sept. 27, 2014

#—bowl game; +—at Anaheim, Calif.; †—Denver.

SHORTEST GAMES (since 1990)

2:46	WASHINGTON	W	20-14	Sept. 29, 1990
2:46	IOWA STATE	W	28-12	Oct. 13, 1990
2:48	at Kansas	W	41-10	Oct. 20, 1990
2:48	Colorado State (Denver)	L	10-14	Sept. 9, 2006
2:48	at Washington	L	7-59	Nov. 9, 2013
2:49	Colorado State (Denver)	W	24- 3	Sept. 4, 2010
2:50	at Iowa State	W	17-14	Nov. 23, 1991
2:50	CHARLESTON SOUTHERN	W	43-10	Oct. 19, 2013
2:51	IOWA STATE	W	31-10	Nov. 21, 1992
2:51	OKLAHOMA STATE	W	17- 3	Nov. 5, 1994
2:51	MISSOURI	W	21- 0	Nov. 11, 1995
2:52	at Baylor	W	37- 0	Nov. 13, 1999

Quickest Game Last 30 Seasons

2:32	at Kansas State	W	49- 3	Nov. 22, 1986

Quickest Game Last 40 Seasons

2:23	KANSAS	W	17- 7	Oct. 7, 1978

Last Sub-3 Hour Game

2:59	at California	L	3-26	Oct. 23, 2021

Colorado has played in 30 games that have taken less than three hours to play dating back to the 1990 season (out of 345 total games).

EARLIEST STARTS

10:05 a.m. (MST)— vs. Utah in Boulder, Dec. 12, 2020.
10:06 a.m. (MST)— vs. Nebraska in Boulder, Sept. 9, 2023.
10:09 a.m. (MST)— vs. Nebraska in Boulder, Nov. 23, 2007.

LATEST STARTS

9:09 p.m. (EST)— vs. Alabama, Blockbuster Bowl at Fort Lauderdale, Fla., Dec. 28, 1991.
9:08 p.m. (MDT)— vs. Oregon in Boulder, Oct. 3, 2015 (note: game delayed 61 minutes due to weather).
9:07 p.m. (EDT)— vs. Toledo at Toledo, Sept. 11, 2009
8:34 p.m. (EST)— vs. Notre Dame, Orange Bowl at Miami, Fla., Jan. 1, 1990.

EARLIEST FINISHES

1:20 p.m. (MST)— vs. Utah in Boulder, Dec. 12, 2020.
1:35 p.m. (MST)— vs. Nebraska in Boulder, Nov. 28, 2003.

LATEST FINISHES

12:55 a.m. (EDT)— vs. Toledo at Toledo, Sept. 11, 2009.
12:54 a.m. (EST)— vs. Alabama, Blockbuster Bowl at Fort Lauderdale, Fla., Dec. 28, 1991.
12:25 a.m. (MST)— vs. Colorado State in Boulder, Sept. 16, 2023.
12:21 a.m. (MST)— vs. Stanford in Boulder Oct. 13, 2023.
11:56 p.m. (EST)— vs. Notre Dame, Orange Bowl at Miami, Jan. 1, 1991.

Overtime Games

Colorado is 7-9 in overtime games in its history, as the Buffaloes became the 84th team in Division I-A to play an overtime game when it played its first ever extra session affair against Missouri in 1999. Here's a summary of the Buffs in overtime:

						—Total Yards—		
Date	Opponent	Result	Regulation	Coin Toss	Choice	Offense	Defense	Notes
Oct. 9, 1999	MISSOURI	W 46-39	39-39	Missouri	Defense	25	13	Ends with Kelly INT
Nov. 26, 1999	NEBRASKA	L 30-33	27-27	Nebraska	Defense	9	25	CU 24 in 4th to send to OT
Nov. 9, 2002	at Missouri	W 42-35	35-35	Missouri	Defense	25	18	Ends with Mossoni FR
Dec. 28, 2002	Wisconsin	L 28-31	28-28	Wisconsin	Defense	-2	5	Alamo Bowl
Oct. 11, 2003	KANSAS	W 50-47	44-44	Colorado	Defense	25	7	Calhoun 3-25 rushing in OT
Oct. 23, 2004	at Texas A & M	L 26-29	26-26	Colorado	Defense	14	33	First CU OT turnover ends it
Oct. 7, 2006	BAYLOR	L 31-34 (3 OT)	17-17	Colorado	Defense	42	72	Ends in 3OT on Baylor INT
Sept. 1, 2007	Colorado State	W 31-28	28-28	CSU	Defense	7	16	Wheatley INT ends CSU bid, sets up Eberhart FG
Sept. 18, 2008	WEST VIRGINIA	W 17-14	14-14	Colorado	Defense	18	19	Goodman FG wins after WVU miss
Sept. 10, 2011	CALIFORNIA	L 33-36	30-30	California	Defense	20	45	CU drive stalled at CA 4
Sept. 27, 2014	at California	L 56-59 (2 OT)	49-49	Colorado	Defense	46	34	CU drives to CA1 but failed on 4th down
Oct. 25, 2014	UCLA	L 37-40 (2 OT)	31-31	Colorado	Defense	13	40	CU rallied from 31-14 down in 4th
Sept. 19, 2015	Colorado State	W 27-24	24-24	Colorado	Defense	10	2	Thompson blocked CSU 27-yard FGA
Oct. 27, 2018	OREGON STATE	L 34-41	34-34	Colorado	Defense	18	30	Ends on downs at OSU 7
Sept. 7, 2019	NEBRASKA	W 34-31	31-31	Nebraska	Defense	13	- 6	James Stefanou kicks GWFG (34), NU misses from 48
Sept. 14, 2019	AIR FORCE	L 23-30	23-23	Colorado	Defense	9	25	AFA scores on one play; CU stopped on downs aAFA
Nov. 6, 2021	OREGON STATE	W 37-34 (2 OT)	27-27	Oregon State	Defense	31	45	Becker kicks GWFG (43) after OSU miss (38)
Oct. 15, 2022	CALIFORNIA	W 20-13	13-13	Califronia	Defense	25	22	First win of season.
Sept. 16, 2023	COLORADO STATE	W 43-35	28-28	Colorado	Offense	50	47	Woods INT ends it.
Oct. 13, 2023	STANFORD	L 43-46	36-36	Colorado	Offense	39	42	Stanford comesback from 29-0 defecit.

Overtime Games

Colorado 46, Missouri 39 (Oct. 9, 1999 in Boulder)

	1	2	3	4	OT		TOT	OT1
Missouri	2	15	8	14	0	—	35	I
Colorado	13	3	2	21	7	—	42	7

Nebraska 33, Colorado 30 (Nov. 26, 1999 in Boulder)

	1	2	3	4	OT		TOT	OT1
Nebraska	14	10	3	0	6	—	33	6
Colorado	0	3	0	24	3	—	30	3

Colorado 42, Missouri 35 (Nov. 9, 2002 at Columbia)

	1	2	3	4	OT		TOT	OT1
Colorado	10	10	7	8	7	—	42	7
Missouri	0	7	14	14	0	—	35	F

Wisconsin 31, Colorado 28
(Dec. 28, 2002, Alamo Bowl at San Antonio)

	1	2	3	4	OT		TOT	OT1
Colorado	14	0	14	0	0	—	28	M
Wisconsin	7	14	0	7	3	—	31	3

Colorado 50, Kansas 47 (Oct. 11, 2003 in Boulder)

	1	2	3	4	OT		TOT	OT1
Kansas	7	28	3	6	3	—	47	3
Colorado	17	7	14	6	6	—	50	6

Texas A&M 29, Colorado 26 (Oct. 23, 2004 at College Station)

	1	2	3	4	OT		TOT	OT1
Colorado	3	10	6	7	0	—	26	F
Texas A & M	0	7	3	16	3	—	29	3

Baylor 34, Colorado 31 (Oct, 7, 2006 in Boulder)

	1	2	3	4	OT		TOT	OT1	OT2	OT3
Baylor	0	10	0	7	17	—	34	7	7	3
Colorado	7	0	3	7	14	—	31	7	7	I

Colorado 31, Colorado State 28 (Sept. 1, 2007 in Denver)

	1	2	3	4	OT		TOT	OT1
Colorado State	7	7	14	0	0	—	28	I
Colorado	14	3	8	3	3	—	31	3

Colorado 17, West Virginia 14 (Sept. 18, 2008 in Boulder)

	1	2	3	4	OT		TOT	OT1
West Virginia	7	0	7	0	0	—	14	M
Colorado	14	0	0	0	3	—	17	3

California 36, Colorado 33 (Sept. 10, 2011 in Boulder)

	1	2	3	4	OT		TOT	OT1
California	0	16	7	7	6	—	36	6
Colorado	3	3	14	10	3	—	33	3

California 59, Colorado 56 (Sept. 27, 2014 at Berkeley)

	1	2	3	4	OT		TOT	OT1	OT2
Colorado	21	7	7	14	7	—	56	7	D
California	7	7	21	14	10	—	59	7	3

UCLA 40, Colorado 37 (Oct. 25, 2014 in Boulder)

	1	2	3	4	OT		TOT	OT1	OT2
UCLA	17	7	7	0	9	—	40	3	6
Colorado	0	14	0	17	6	—	37	3	3

Colorado 27, Colorado State 24 (Sept. 19, 2015 in Denver)

	1	2	3	4	OT		TOT	OT1
Colorado	0	10	7	7	3	—	27	3
Colorado State	14	0	3	7	0	—	24	M

Oregon State 41, Colorado 34 (Oct. 27, 2018 in Boulder)

	1	2	3	4	OT		TOT	OT1
Oregon State	0	3	7	24	7	—	41	7
Colorado	7	17	7	3	0	—	34	D

Colorado 34, Nebraska 31 (Sept. 7, 2019 in Boulder)

	1	2	3	4	OT		TOT	OT1
Nebraska	7	10	0	14	0	—	31	M
Colorado	0	0	7	24	3	—	34	3

Air Force 30, Colorado 23 (Sept. 14, 2019 in Boulder)

	1	2	3	4	OT		TOT	OT1
Air Force	6	14	0	3	7	—	30	7
Colorado	10	0	0	13	0	—	23	D

Colorado 37, Oregon State 34 (Nov. 6, 2021 in Boulder)

	1	2	3	4	OT		TOT	OT1	OT2
Oregon State	0	0	7	10	6	—	0	7	M
Colorado	0	3	0	7	10	—	7	7	3

Colorado 20, California 13 (Oct. 15, 2022 in Boulder)

	1	2	3	4	OT		TOT	OT1	OT2
California	0	10	7	10	7	—	34	7	M
Colorado	10	3	7	7	10	—	34	7	3

Colorado 43, Colorado State 35 (Sept. 16, 2023 in Boulder)

	1	2	3	4	OT		TOT	OT1	OT2
Colorado State	14	7	0	7	7	—	35	7	M
Colorado	14	0	0	14	15	—	43	7	8

Colorado 43, Stanford 46 (Oct. 13, 2023)

	1	2	3	4	OT		TOT	OT1	OT2
Stanford	0	0	19	17	10	—	46	7	3
Colorado	14	15	0	7	7	—	43	7	M

Spring Football

For 40 years,spring practice traditionally ended with a game between the Colorado Varsity and Alumni. Back at the turn of the century, an Alumni team usually served as the season opener for the varsity (13 times all told, with the Varsity owning an 11-0-2 edge in those games). The Varsity held a 20-3 edge in the old format of the spring series, which started back in 1953 under then head coach Dal Ward. After a pair of games, the series became dormant until 1963 when it was revived by Eddie Crowder. There was no game between 1974 and 1976, and the 1978 game was cancelled due to a blizzard.

A new format for the Varsity-Alumni game (implemented in 1988) had the alumni playing in the first and third quarters, with the first team of the varsity playing the second and fourth quarters. They were pitted against the second- and third-team members of the varsity, resulting in a competitive and fun game. The alumni and first-team varsity always wore black. This format was discontinued following 1992 for competitive reasons.

The all-time results of the Varsity-Alumni game:

Year	Score	Attend.
1953	Varsity, 6-0	2,300
1954	Varsity, 7-6	1,200
1963	Alumni, 14-6	11,500
1964	Alumni, 10-7	10,000
1965	Varsity, 13-12	6,000
1966	Varsity, 23-6	10,500
1967	*Varsity, 29-16	3,500
1968	Alumni, 23-0	7,500
1969	Varsity, 37-10	9,000
1970	Varsity, 41-12	6,500
1971	Varsity, 13-0	4,500
1972	Varsity, 28-0	8,500
1973	Varsity, 14-13	6,500
1977	Varsity, 43-27	9,000
1979	Varsity, 31-0	5,277
1980	Varsity, 24-14	4,688
1981	Varsity, 24-0	3,369
1982	Varsity, 35-15	4,144
1983	Varsity, 42-0	3,804
1984	Varsity, 14-6	4,023
1985	Varsity, 24-0	4,211
1986	Varsity, 31-7	3,855
1987	Varsity, 24-0	2,235
1988	#Black, 23-14	2,750
1989	#White, 38-35	13,642
1990	#White, 27-25	11,336
1991	#Black, 21-17	10,382
1992	#Black, 44-7	9,618

*–played in Denver due to stadium expansion
#–First-team varsity and alumni wore black jerseys, remainder of varsity white jerseys.

The format for the game in 1993 and 1994 was to pit the first-team offense and defense against the remainder of the squad. The results of this series:

Year	Score	Attend.
1993	White, 24-13	2,500
1994	Black, 45-3	1,650

An intrasquad game was started in 1987 and was dubbed the "Black & White" game (which evolved into the "Black & Gold' game). The format for this has varied through the years, depending on the health of the team; most years, the team is divided by the coaching staff into two units of comparable strength. Injuries in the 2001-03 and 2005 seasons forced an offense-defense formatted game with its own unique scoring system, and in 2006-07 the team scrimmaged due to a lack of offensive linemen. In 2008, the Black team was the first-team offense, the Gold team the second and third-teamers; that year, in response to a challenge by former head coach Bill McCartney, a CU spring record crowd of 17,800 turned out for the game. In 2010, 2014 and 2015, the players drafted the teams themselves. A look at this series:

Year	Score	Attend.
1987	Black, 6-3	—
1988	White, 7-3	—
1989	Black, 14-10	—
1990	White, 14-10	—
1991	Black, 28-9	—
1992	Black, 22-19	—
1993	Black, 17-7	—
1994	White, 14-7	—
1995	Silver, 20-6	2,600
1996	Gold, 30-20	7,500
1997	Gold, 14-0	6,100
1998	Silver, 14-3	7,100
1999	Gold, 13-10	1,400
2000	Black, 15-6	2,000
2001	Defense, 48-9	4,400
2002	Offense, 59-49	3,350
2003	Defense, 32-26	1,500
2004	Gold, 17-13	4,500
Year	Score	Attend.
2005	Defense, 26-19	2,800
2006	N/A (scrimmage)	6,400
2007	N/A (scrimmage)	5,800
2008	Black, 28-17	17,800
2009	Black, 17-10	11,700
2010	Gold, 37-27	9,100
2011	N/A (scrimmage)	15,655
2012	N/A (scrimmage)	7,150
2013	Black, 17-16	10,244
2014	Black, 21-17	6,350
2015	Gold, 14-10	4,100
2016	N/A (scrimmage)	5,100
2017	N/A (scrimmage)	6,250
2018	N/A (scrimmage)	4,500
2019	Gold, 55-27	7,550
2020	No Game (pandemic)	—
2021	N/A (scrimmage)	1,000
2022	N/A (scrimmage)	1,950
2023	N/A (scrimmage)	47,277
2024	N/A (scrimmage)	28,424