

## TABLE OF CONTENTS

Quick Facts.....	2	Administration .....	56	1901-02 – 1951-52.....	178-180
Media/Sports Information.....	3	<b>2018-19 REVIEW BREAK .....</b>	<b>57</b>	1952-53 – 1959-60.....	181-188
University Administration .....	4-5	2018-19 Season Statistics.....	58-62	1960-61 – 1969-70.....	189-198
Athletic Director Rick George.....	6-7	2018-19 Box Scores.....	63-74	1970-71 – 1979-80.....	199-208
University of Colorado.....	8	2018-19 In Review .....	75-76	1980-81 – 1989-90.....	209-218
Pac-12 Conference .....	9-10	Pac-12 Honors/Standings.....	77	1990-91 – 1999-2000.....	219-228
<b>PLAYERS BREAK .....</b>	<b>11</b>	Pac-12 Statistics .....	78-80	2000-01 – 2009-10.....	229-238
2019-20 Roster .....	12	<b>HISTORY BREAK.....</b>	<b>81</b>	2010-11 – 2018-19.....	239-247
TV/Radio Roster.....	13	Colorado Basketball History.....	82-86	Coaching Records .....	248-250
Shane Gatling .....	14-15	ESPN College Gameday .....	87-88	Record Breakdown.....	251
Tyler Bey .....	16-17	2012 Pac-12 Tournament Champions.....	89-90	Year-By-Year Offensive Stats.....	252-253
Daylen Kountz .....	18-19	Colorado Basketball Timeline.....	91-96	Year-By-Year Defensive Stats.....	253-254
Maddox Daniels.....	20	NCAA Tournament Teams .....	97-103	Annual Statistical Leaders .....	255-257
D'Shawn Schwartz.....	21-22	NCAA Tournament Results .....	104	Overtime Records.....	258
Alexander Strating .....	23-24	NCAA Tournament Records .....	105-106	<b>RECORDS BREAK.....</b>	<b>259</b>
Keeshawn Barthelemy.....	25	NIT Teams.....	107-110	Scoring .....	260-263
Jakub Dombek .....	25	1,000 Point Scorers.....	111-115	Rebounding .....	264-267
Evan Battey .....	26-27	All-Time Jersey Numbers.....	116-119	Field Goals .....	268-269
Lucas Siewert .....	28-30	All-Time Roster.....	120-123	3-Point Field Goals .....	270-271
Eli Parquet .....	31-32	Chauncey Billups.....	124-125	Free Throws .....	272-273
McKinley Wright IV.....	33-35	Bufs In The Pros.....	126-135	Assists.....	274-277
Dallas Walton.....	36-37	All-Americans.....	136-137	Steals.....	278-279
AJ Martinka .....	38	Honor Roll .....	138-144	Blocked Shots.....	280-281
Frank Ryder.....	38	Naismith Hall of Fame.....	145	Participation.....	282
Aidan McQuade.....	39	CU Athletic Hall of Fame.....	146-151	Fouls/Turnovers.....	283
Benan Ersek.....	39	CUSPY Award Winners.....	152	Single Game Team .....	284
2019-20 Schedule.....	40	Tad Boyle Award Winners.....	153-154	Single Season Team .....	285
<b>COACHES BREAK.....</b>	<b>41</b>	<b>OPPONENTS BREAK.....</b>	<b>155</b>	CU Events Center Records .....	286-290
Head Coach Tad Boyle.....	42-45	2019-20 Opponents.....	156-158	CU Events Center .....	291
Associate Head Coach Mike Rohn.....	46-47	All-Time Series Records.....	159-171	Freshman Bests.....	292
Assistant Coach Bill Grier .....	48-49	CU vs. The Nation.....	172	Milestone Clubs .....	293-297
Assistant Coach Anthony Coleman.....	40-41	CU vs. Ranked Teams.....	173-175	Double, Triple-Doubles .....	298-300
Director of Player Development Nate Tomlinson .....	52	In The Polls .....	175	NCAA Rankings/Conference Leaders.....	301-303
Dir. Of Operations/Video Coord. Bill Cartun .....	53	Milestone Victories.....	176	Greatest Comebacks.....	304
Basketball Support Staff.....	54-55	<b>SEASON-BY-SEASON BREAK .....</b>	<b>177</b>		

Copyright 2019©, University of Colorado Athletics. The 2019-20 University of Colorado Men's Basketball Media Guide was produced through the combined efforts of Pioneer Press and the CU Sports Information Office. Typesetting, layout and design provided by Pioneer Press. Front and back covers designed by Geoff Rogers, CU graphic designer. The guide was compiled and written by Troy Andre, Associate SID. Writing, research, and editorial assistance provided by Dave Plati, CU Associate AD/Sports Information Director. Photography courtesy of Cliff Grassmick, Tim Benko, Tony Harman, Joel Broida, Casey Cass, Ron Chenoy, Dan Madden, Pro-Motion, Ltd., Teresa Lee Photography, dee Welsch, USA Basketball, USA Presswire, *USA Today Sports Images*, the Pac-12 Conference, and the *Associated Press*. NBA photos courtesy of Brian Bahr, Tim DeFrisco, Garrett W. Ellwood, Ron Hoskins, NABE/Getty Images, Oklahoma City Thunder, Pacers Sports & Entertainment and NBA Photos Library. The University of Colorado at Boulder is an equal opportunity/affirmative action institution.

## QUICK FACTS

### SCHOOL INFORMATION

Location .....	Boulder, Colo.
Population.....	108,090
Founded.....	1876
Enrollment .....	33,246
Elevation.....	5,345
Colors.....	Silver, Black, Gold
Nickname.....	Buffaloes (Bufs)
Mascot .....	Ralphie V, the Buffalo
Arena.....	Coors Events Center (11,064)
NCAA Affiliation/Conference .....	Division I
Conference .....	Pac-12
President.....	Mark Kennedy (St. John's [Minn.] '79)
Chancellor .....	Phil DiStefano (Ohio State '68)
Provost.....	Russell L. Moore (California-Davis '76)
Faculty Rep .....	Joe Jupille (UCSB, '92)
Director of Athletics .....	Rick George (Illinois 1982)
Colorado Website .....	www.CUBuffs.com
Conference Website .....	www.Pac-12.com
Athletic Department.....	303-492-7931
Ticket Office .....	303-492-8337

### HISTORY

First Year of Basketball .....	1901-02 (116 Seasons)
All-Time Record .....	1,316-1,214 (.520); 2,530 games
NCAA Berths .....	14 (Won 10, Lost 16; two third place finishes in '42, '55)
Last NCAA Appearance .....	2015-16 (first round)
NCAA Appearances.....	2016, 2014, 2013, 2012, 2003, 1997, ..... 1969, 1963, 1962, 1955, 1954, 1946, 1942, 1940
NIT Appearances .....	11 (Won 13, Lost 10; won 1940 NIT; 1938 runner up)
Last NIT Appearance .....	2018-19 (Quarterfinals)
Last Conference Title .....	2011-12 (Pac-12)
Conference Titles (Year) .....	Pac-12 (2012); Big 12 (none); Big 8 (1962, 1963, 1969); Big 7 (1954, 1955)
Mountain State Conference titles (1938, '39, '40, '42).....	4
League Championships Prior to 1938 .....	10
Overall Conference Titles.....	20

### SPORTS INFORMATION

Associate Director/MBB Contact.....	Troy Andre
Office.....	303-492-4672
Cell .....	303-903-3654
E-mail .....	troy.andre@colorado.edu
Associate AD/Sports Information Director .....	David Plati
E-mail .....	david.plati@colorado.edu
Fax .....	303-492-3811
SID Mailing Address.....	University of Colorado, 357 UCB Sports Information (2150 Stadium Drive, 5th Floor) Boulder, CO 80309-0357

### BASKETBALL INFORMATION

Head Coach .....	Tad Boyle (Kansas '85)
At Colorado (Years).....	189-123 (.606) (9)
Career (Years) .....	245-189 (12)
Best Time to Contact .....	through SID office
Assistant Coach/Head Recruiting Coordinator .....	Mike Rohn (McPherson College '90; Fort Hays State '93)
Assistant Coach .....	Bill Grier (Oregon '90)
Assistant Coach .....	Anthony Coleman (Long Beach State '05)
Director of Player Development .....	Nate Tomlinson (Colorado '12)
Director of BB/Video Operations .....	Bill Cartun (Bates College 2005; Connecticut 2007)
Assistant To Head Coach .....	Marge Marcy
Athletic Trainer .....	Rawley Klingsmith (Northern Colorado 2000, Oregon 2002)
Director of Basketball Strength & Conditioning.....	Steve Englehart (SE Louisiana '05, Hawai'i '09)
Basketball E-mail.....	buffsmbb@colorado.edu

### TEAM INFORMATION

2018-19 Overall Record .....	23-13
Home: 15-2 Away: 5-9 Neutral: 3-2	
Conference Record/Finish .....	10-3/1-4th
Conference Tournament Finish.....	Pac-12 Semifinal (5th seed)
Starters Returning/Lost.....	5/0
Letterwinners Returning/Lost/Newcomers .....	13/2/4*

\*Redshirts who have not played counted among newcomers



## MEDIA INFORMATION

**Colorado Sports Information Office:** The University of Colorado Sports Information Office welcomes and encourages your interest in Colorado Basketball. We will make every effort to service your needs in covering the Buffs. The Sports Information Office maintains information on all current student-athletes and athletic department staff, as well as historical data on former athletes and Colorado's athletic department in general.

**Media Credentials:** Credentials for CU home men's basketball games can be obtained by e-mailing, faxing, writing or calling the CU Sports Information Office the week prior to the scheduled game. Credentials will be left at the Practice Facility entrance, on street level (Regent Drive).

**Road Game Credentials:** Media credentials for CU road games can either be requested through CU's or the opponent's men's basketball sports information contact. Please be specific when requesting the type of credential needed.

**Photographers:** Photo passes are available for working photographers for officially recognized media outlets, and/ or individuals on special assignment. Requests should be addressed in the same manner as media credentials.

**Visiting Radio Personnel:** Visiting radio personnel desiring to broadcast athletic events from CU should contact the Sports Information Office at the earliest possible date to request permission to broadcast. Phone and ISDN lines are available for the opponent radio station next to the opponent bench for all home games.

**Media Workroom:** A media workroom, located on the ground level of the CU Events Center tunnel at the BuffVision studios.

**Media Services:** Game notes containing updated team and individual statistics, information on

upcoming games, Pac-12 Conference standings prior to each non-tournament game throughout the season. Game notes, media guides and roster information, as well as opponent materials can be picked up before every game in the media workroom in the CU Events Center. Copies of the box score and play-by-play information, as well as post-game quotes, can be e-mailed to your outlet at the conclusion of each game, home or away.

**Photography:** High-quality photography is available through the Sports Information Office. To request photographs of current CU players and staff, please contact the CU Sports Information Office. Please specify four-color or grayscale, as well as desired resolution and format.

**Press Row Services:** Working media will be provided with full play-by-play and box score statistics at halftime and following the game, along with coach and player quotes following the game.

**Post-game Interview Policies:** After a short cooling off period, CU head coach Tad Boyle and selected players will be available in the CU Events Center tunnel at the BuffVision studios. The visiting head coach and selected players will address the media outside their lockerroom. All requests for player or coach interviews from either home or visiting teams should be directed to a CU Sports Information staff member. The Colorado and opponent lockerrooms are closed to the media.

### Interview Policies:

1. Media representatives desiring access to players, coaches and facilities must obtain the consent of the Colorado Sports Information Office.
2. Tad Boyle will be available on the Pac-12 Teleconference at select times during the season. Dates and times are to be announced.
3. All practices are open to the local media. Visiting

media must receive authorization to attend practice through Sports Information, which will in turn seek approval from head coach Tad Boyle. Live television shots must be approved by the Sports Information Office and Tad Boyle in advance.

4. Talking is not permitted on the floor and court area of the CU Events Center while practice is in session unless it is to request a player or coach for an interview.
5. All interviews on game days, prior to tip-off, are at the discretion of Tad Boyle.
6. The lockerroom is closed to the media at all times.
7. The training room, equipment room and weight room are off-limits at all times to the media. The only exception to this rule is if a special feature involving one of the areas is requested, and approval must be sought in advance from the Sports Information Office and the appropriate department head.
8. Sunday is the standard day off for players and coaches during the Pac-12 season and varies during the non-conference season. Any requests for athletes and coaches on Sundays and other off days will be handled on an individual basis through the Sports Information Office.
9. Road practices are closed, however head coach Tad Boyle is available for interviews with opponent media based on his personal discretion.
10. It is the request of the University of Colorado men's basketball program that the coaches and student-athletes are not to be called at home, unless permission has been granted by the player himself or through the sports information office. Though most phone numbers are available through campus information, players are allowed and encouraged to decline interviews when they have been reached at home when that interview has not been approved.

## CU SPORTS INFORMATION



**David Plati**  
Associate AD



**Curtis Snyder**  
Assistant AD



**Troy Andre**  
Associate Director



**Linda Sprouse**  
Associate Director



**Seth Pringle**  
Assistant Director



**Shaun Wicen**  
Assistant Director



**Rob Livingston**  
CU Graduate Assistant



## **PRESIDENT MARK KENNEDY**



Mark Kennedy was named 23rd president of the University of Colorado on May 2, 2019, and officially started leading the CU system July 1, 2019.

Kennedy, 62, oversees a university system with four campuses (Boulder, Colorado Springs, Denver and the Anschutz Medical Campus in Aurora), some 67,000 students, 35,000 employees and a \$4.8 billion annual budget.

Before assuming the presidency of CU, Kennedy distinguished himself in successful roles in business, government and higher education. He came to CU from the University of North Dakota, where he served as president

for three years (July 2016 through June 2019).

Kennedy firmly believes in the power of a public research university such as CU to improve lives and have a positive impact at home and around the globe. A first-generation college graduate from a family of modest means but a strong belief in education, Kennedy is a staunch advocate for increasing first-generation college graduates while providing educational opportunities for all.

His focuses at CU include fiscal sustainability, keeping a CU education affordable and accessible, elevating student success and growing CU's significant research portfolio and economic impact.

During his time at UND, Kennedy led the adoption and implementation of a strategic plan that positioned the university for success in a fast-changing higher education environment. UND increased graduation rates by 10 percentage points under his leadership, also expanded research and online offerings, underwent significant campus renewal and was listed among the 25 Most Innovative Universities by U.S. News & World Report.

Before the UND presidency, Kennedy served as director of the Graduate School of Political Management at George Washington University. He has lectured or led research projects on five continents, including at the University of Cambridge, University of Pennsylvania, Johns Hopkins University, University of Notre Dame, New York University, University of Tokyo, National University of Singapore and Tecnológico de Monterrey in Mexico.

From 2001 to 2007, Kennedy served in the U.S. House of Representatives, first for Minnesota's Second Congressional District (which includes the south Twin Cities metro area and all or parts of six counties) and then for its Sixth Congressional District (seven counties to the northwest of Minneapolis). While in Congress, he sat on the Agriculture, Financial Services and Transportation committees, where he established a reputation for bipartisanship. After leaving Congress, Kennedy was appointed to the Advisory Committee on Trade Policy and Negotiations, serving under both Presidents George Bush and Barack Obama.

Before his time in government and higher education, Kennedy had a successful career in business, including helping Pillsbury buy and expand Häagen-Dazs and serving as an executive on the leadership team of the company that is today known as Macy's. Kennedy also served as the Global Retail Business Development Lead for Accenture, a global management consulting and technology firm.

Kennedy is the founder of the Economic Club of Minnesota and a member of the Council on Foreign Relations. He founded the Frontiers of Freedom Lecture Series at his alma mater, St. John's University, and authored *Shapeholders: Business Success in the Age of Activism*, published by Columbia University Press.

He earned a bachelor's degree in 1979 from St. John's University in Collegeville, Minn., and a master's in business administration (MBA) with distinction from the University of Michigan in 1983.

He was born April 11, 1957 in Benson, Minn., and graduated from Pequot Lakes (Minn.) High School. Kennedy and his wife, Debbie, have four adult children and six grandchildren.

## **CHANCELLOR PHIL DISTEFANO**



Dr. Philip P. DiStefano is in his 11th year as the Chancellor at the University of Colorado Boulder. Prior to his appointment on May 5, 2009, Dr. DiStefano was the top academic officer at CU-Boulder for eight years as the Provost and Executive Vice Chancellor for Academic Affairs. He had also served as interim chancellor twice during pivotal times in the university's history.

Dr. DiStefano, 72, co-chaired the steering committee for CU-Boulder's visionary strategic plan, Flagship 2030, conceived with campus, community and statewide input, to guide the university for decades to

come. Today, Dr. DiStefano is shepherding its implementation as Flagship 2030 has moved from vision to reality.

Dr. DiStefano has served CU-Boulder for 45 years, first coming to the University of Colorado in 1974 as an Assistant Professor of Curriculum and Instruction at the School of Education. His academic career flourished as he assumed a series of academic and administrative positions, including Professor, Associate Dean, Dean and Vice Chancellor. He was appointed Provost and Executive Vice Chancellor for Academic Affairs in 2001.

He has established new initiatives to support students in their success, including an increased graduation rate. He also has set forth plans to create alternative sources of revenue and further advance CU's reputation as a top comprehensive national research university.

Dr. DiStefano is considered a national authority on integrating intercollegiate athletics into the university academic mission. For the sixth consecutive year under Chancellor DiStefano, CU's NCAA Academic Progress Rate, which tracks student-athlete progress toward graduation, is the best in school history.

He serves on the board of directors of the Association of American Universities, an association of North America's most prestigious research universities, of which CU Boulder is the only member in the Rocky Mountain West.

Dr. DiStefano began a three-year term in August 2016 on the Board of Governors of the NCAA representing the Pac 12, within that role he was a member of the NCAA's revenue distribution working group. He also served five years as the University of Colorado's faculty representative to the Big 12 Conference, as he assumed the role on June 1, 2000, and held it until appointing Dr. David Clough to the position in the spring of 2005. He has been closely involved with the athletic program for most of his time at CU, and in June 2016, was recently accompanied by athletic director Rick George to Italy to promote the university and the success of its international students.

As Chancellor he works closely with students, faculty, staff, alumni, donors, governing officials, and business and community leaders in extending CU's legacy as a preeminent national comprehensive research university.

A first-generation college graduate, Dr. DiStefano earned a Bachelor of Science degree from Ohio State University in 1968 and a Master of Arts degree in English Education from West Virginia University in 1971. He holds a Doctorate in Humanities Education from Ohio State University, where he served as a teaching and research associate.

Dr. DiStefano began his educational career as a high school English teacher in Ohio. He has authored and co-authored numerous books and articles on literacy education.

He was born September 21, 1946 in Steubenville, Ohio, and graduated from Steubenville Catholic Central High School. He has been married to the former Yvonne Pasquarella for 50 years, and the couple has three grown daughters, Gia, Nicole and Jennifer, and two granddaughters.

In 2015, he served as the official starter for the 37th annual Boulder Boulder, the city's 10-kilometer race that is the fourth largest in the nation. He has been very active throughout his career in the Boulder Community, having previously served on numerous boards, including the Chamber of Commerce and the Rotary Club.



**PROVOST RUSSELL L. MOORE**

Dr. Russell L. Moore is now in his 10th year as the Provost and Executive Vice Chancellor for Academic Affairs for the University of Colorado, having assumed the position July 1, 2010.

Dr. Moore had enjoyed a long and distinguished career at CU, having previously served as interim vice chancellor for research from May 2009 to July 2010, and prior to that appointment, he was the associate vice chancellor for research since 2006.

Dr. Moore served as chair of Kinesiology and Applied Physiology (now Integrative Physiology) from 1994 to 2001, and was an assistant professor (1984-86), associate professor (1993-96) and full professor (1996-present) in that department. He is also an adjunct professor in the Department of Medicine at the University of Colorado Anschutz Medical Campus.

He co-chaired the Flagship 2030 Task Force on Research, Scholarship, and Creative Works.

He holds an adjunct professorship in medicine (cardiology) at the University of Colorado's Anschutz Medical Campus at the University of Colorado Denver.

He was an assistant and associate professor (1986-91) in the departments of medicine, cellular and molecular physiology at the Pennsylvania State University College of Medicine in Hershey, Pa. His research focused on adaptations of the heart to physiological and pathological stress, particularly as they related to the development of heart failure.

Dr. Moore earned a Bachelor of Science degree in biochemistry from the University of California at Davis in 1976, and a doctorate from Washington State University in 1982. He did postdoctoral work at the University of Texas Health Science Center in Dallas (1981-84).

**FACULTY ATHLETICS REPRESENTATIVE JOE JUPILLE**

Dr. Joseph (Joe) Jupille, an associate professor of political science, is in his third year as the University of Colorado's Faculty Athletics Representative (FAR) to the Pac-12 Conference, as he assumed the position on July 1, 2017.

Dr. Jupille, 48, is only the seventh FAR in CU history, joining a very prestigious list: Walter Franklin (1947-1948), Warren Thompson (1949-1966), William Baughn (1967-1989), James Corbridge (1989-2000), current CU chancellor Phil DiStefano (2000-2005) and Dr. David Clough (2005-2017).

Now in his 15th year at CU, he joined the faculty in 2005 and became an Associate Professor in 2007. He founded and served as Director of the Colorado European Union Center of Excellence (CEUCE) from 2008-15.

Professor Jupille's research specializes in rules and institutions, which comes in handy in the world of intercollegiate athletics. With James Caporaso (University of Washington) he is completing *Theories of Institutions*, which distills understandings of rules across a range of disciplinary orientations. He has previously published *Institutional Choice and Global Commerce* (2013, with Walter Mattli and Duncan Snidal) and *Procedural Politics* (2004), the latter of which centers on his core substantive and teaching expertise in the European Union (EU). He has been published widely in peer reviewed journals and edited volumes, including in the *Annual Review of Political Science*, *Comparative Political Studies*, *European Political Science Review*, *International Organization* and *West European Politics*.

Jupille has been involved with student-athletes almost since arriving at CU over a decade ago, serving on and then chairing the Boulder Faculty Assembly's Intercollegiate Athletics Committee (IAC), which works with the Department of Athletics in managing and thriving at the nexus of athletics and academics. He has served or continues to serve on a number of student-athlete-centered bodies such as the AD's Academic Risk Assessment (ARA) committee, the Title IX Task Force chaired by Senior Woman Administrator (SWA) Ceal Barry in addition to many others.

Jupille wants it all for CU student-athletes: a gold standard education, unparalleled opportunity for personal growth and professional preparation, a chance to enjoy year-round fresh air and sunshine and develop ways of being well, and of course, a world class athletic experience. It is the FAR's job to bring a faculty sensibility to the pursuit of these goals.

He earned a Bachelor of Arts degree in Political Science from UC Santa Barbara in 1992, a Master of Arts in International Public Policy from the Middlebury Institute of International Studies at Monterey in 1995, and his Ph.D. in Political Science from the University of Washington in 2000.

Prior to joining the CU faculty in 2005, he was an Assistant Professor of Political Science at Florida International University for almost six years (2000-05).

He was born in Chicago in 1970. He is married to the former Lisa Avanzino and the couple have four children (Michael, Alex, Jackson and Julia). An avid cyclist, he commutes daily to CU by bike from the town of Superior (six miles southeast of Boulder). He grew up as a fan of the Pacific 10 Conference and in particular the California Bears but his allegiance is now sworn to the Buffaloes.

## ATHLETIC DIRECTOR RICK GEORGE



Rick George was introduced as just the sixth full-time athletic director in University of Colorado history on July 17, 2013, returning to Boulder where he helped play a role in the school's first and only national championship in football some 23 years earlier.

George, 59, came to Colorado from the Texas Rangers baseball club of the American League, where he was named chief operating officer on October 5, 2010 with a promotion to president of business operations in February 2013. He agreed to a 5-year contract at CU, and he officially

started on the job on August 12, 2013. In June 2016, the Board of Regents approved a contract extension through 2020-21, and in June 2019, the Regents once again extended him through the 2023-24 academic and athletic year.

His list of achievements in his first 1,000 days in the position were many, but none more significant than shepherding through a \$156 million Athletic Complex Expansion from creation through fruition, gaining approval from the Board of Regents and then raising nearly one-half of the estimated cost to initiate construction, which began May 12, 2014. The project was the core of the Sustainable Excellence Initiative (SEI), the jewel of which was a long-awaited indoor practice facility. Once green-lighted, he spearheaded the most successful fundraising campaign in athletic department history, raising over \$100 million for the project.

By the end of his second year, George implemented the department's first-ever comprehensive strategic plan, which mapped CU's immediate and long range purpose and goals. He also redesigned the management teams, made tough budget decisions that reduced deficits he inherited (and has since produced two budget surpluses), and canvassed the state, region and nation in both friend- and fundraising. The department is now in the second year of the second three-year plan orchestrated by George (through 2020-21).

In his fourth year in the position (2016-17), 13 of CU's 16 athletic teams were at one time or another ranked among the nation's Top 25 (including all five in the fall; skiing is a coed program with combined rankings). Included in that group was the football team, as the Buffaloes returned to the national rankings for the first time in 11 seasons, in part due to George's support of Mike MacIntyre as the program's head coach and allowing him to follow through with his plan to bring the Buffaloes back to national prominence. All but one team competed in the postseason, most in NCAA Championships, with football making it to a bowl game for the first time in nine years and both basketball teams going to their respective NIT events.

Near the end of his first year and most recently in his fifth, he was recognized by CU's Student-Athlete Advisory Committee as its choice for Staff Member of the Year; no token award, the group acknowledged his attendance at most home athletic events, regular meetings with team captains of all programs to interact with them and receive their feedback, and willingness to meet with any student-athlete and that his door is always open to them.

George brought the most diverse background to the position than any before him at Colorado: all five others had extensive and primarily exclusive college athletic histories, the only exceptions being when Marolt left CU after 10 years as ski coach to lead the U.S. Olympic ski team before returning, and Tharp, who was a university attorney with strong CU-Boulder campus ties. While George began and worked in the college athletic world for the first half of his professional career, he stepped outside that box for the second half.

He is just the sixth full-time athletic director in Colorado history, following in the footsteps of Harry Carlson (1927-65), Eddie Crowder (1965-84), Bill Marolt (1984-96), Dick Tharp (1996-2004) and Mike Bohn (2005-13). Two others have bridged directors in interim capacities, Jack Lengyel (six months between Tharp and Bohn) and Ceal Barry (two months between Bohn and George).

George was with the Rangers for less than three years, but saw the team win two American League championships and compile a 243-176 record (.580 winning percentage) during his time there, second-best in the major leagues during that time frame. As the COO, he worked closely with team president and CEO, baseball Hall-of-Famer Nolan Ryan, and was responsible for all facets of the Rangers' business operations, including oversight of all sales and marketing efforts, broadcast and communications, ticket and suite sales, naming rights, etc., in addition to overseeing the finance, human resource and operations departments.

Among his many accomplishments with the Rangers was a comprehensive branding study that successfully rebranded the ball club, and an implementation of a new ticketing strategy that over the course of three seasons increased ticket revenues by over \$30 million. The club's attendance saw an increase of 40 percent from the 2010 season to nearly 3.5 million in 2012, second in the American League (behind the New York Yankees) and third in the majors. The 2013 numbers were on pace to exceed the 3 million mark again when he left the franchise for CU.

Prior to joining the Rangers, George served as executive vice president and chief of operations for the PGA TOUR for two-and-a-half years (beginning in June 2008). While with the TOUR, he worked with the corporate marketing department in renewing sponsorships and creating new events. He also oversaw the Tournament Business Affairs division that worked with Tournaments to increase tournament revenue.

He also worked for the PGA TOUR as president of the Champions Tour from 2003-08, and as the executive vice president for championship management his last three years there. His major accomplishments included increasing revenues and sponsorships and the development of strategic plans, the latter including a vision and mission statement as well as core values. The Champions Tour had grown to a minimum 29 events with over \$55 million in prize money when he left for the PGA TOUR.

From 1998-2003, George served as President and CEO of the Fore!Kids Foundation, a 501(c)3 organization that raised money for children's charities via golf-related events, where he led rebranding and organizational efforts that resulted in increases in charitable giving to the Foundation.



George's first week on the job ... in 1987.





**Rick George visits with members of the C-Unit Student Section.**



**Rick and granddaughter Harper at ESPN's Basketball Game Day (February 2014).**

At the collegiate level, George worked in three major conferences (Big Ten, Big 8, Southeastern) in football operations, beginning with his alma mater, the University of Illinois, as football recruiting coordinator (1983-87).

He graduated from Illinois in 1982 with a Bachelor of Arts in Liberal Arts & Sciences Individual Study that had an emphasis on Sports Communication and Journalism. He was a four-year letterman at cornerback for the Illini, playing in 44 straight games and starting in 27 games in all, as he played two years each under coaches Gary Moeller and Mike White. He was a two-time recipient of the school's Bruce Capel Award, given for dedication and courage to honor Capel who lost his life serving his country in Vietnam; George received the honor for his junior and senior seasons.

Upon his graduation, White named him the assistant director for player personnel for the Illini, and a year later (1983), he assumed the all sports recruiting coordinator. In March 1984, George took over the recruiting chores solely for football, with his first class ranked No. 1 in the nation by the recruiting services with all in the top 20; he coordinated five classes in all at Illinois when the call came to take him out west to Colorado.

On March 2, 1987, Bill McCartney hired him as Colorado's football recruiting coordinator. Two-and-a-half years later (Dec. 21, 1989), George was promoted

to assistant athletic director for football operations, not coincidentally after the Buffaloes finished the regular season with an 11-0 record and the school's first-ever No. 1 national ranking in the polls. CU lost to Notre Dame in the Orange Bowl and would finish No. 4, but came back to go 11-1-1 in 1990, this time defeating the Irish in the Orange Bowl to earn consensus national champion honors.

Shortly thereafter, he left the Buffaloes for Vanderbilt University, where he was reunited with former CU offensive coordinator Gerry DiNardo, who was named the Commodores' head coach a year earlier. In eight years at Vanderbilt (1991-98), he also served as associate athletic director for external operations in conjunction with overseeing the football program. This was where George first expanded his professional role outside of solely football, as he had oversight over all external departments, particularly in the area of managing budgets and developing marketing and promotional strategies for all sports.

George was born April 3, 1960 in Woodstock, Ill., and graduated from Collinsville (Ill.) High School, where he lettered in football, basketball and baseball. He is married to the former Nancy Green, and the couple has two grown daughters, Jenni Reed (husband Tom) and Christi, and two granddaughters (Harper and Maddie).

## 2019-20 University of Colorado Board of Regents

Front row (left to right) — Heidi Ganahl, Sue Sharkey, Jack Kroll, Irene Griego (vice chair).

Back row (left to right) — Linda Shoemaker, Lesley Smith, Chance Hill, John Carson, Glen Gallegos (chair).





## UNIVERSITY OF COLORADO

Founded in 1876 at the foot of the Flatirons, over 143 years has transformed the University of Colorado from a lone building on a bleak, windswept hill to one of the nation's leading public research institutions. Established in 1861, the University was formally founded in 1876, the year Colorado became a state.

The Boulder campus encompasses over 1,100 acres on the main campus in the heart of town, east campus (which includes a research park), south campus, Williams Village and the Mountain Research Station north of nearby Nederland (which supports ecology, chemistry and geology).

While over 33,200 students are educated on the Boulder campus, another 34,000-plus study at the University of Colorado at Denver, the University of Colorado Anschutz Campus (Aurora) and the University of Colorado at Colorado Springs. Nine elected Regents and President Mark Kennedy lead the four-campus system, while each campus has a Chancellor who serves as the chief academic and administrative officer. Dr. Phil DiStefano is in his eleventh year as the chancellor of the Boulder campus.

Students can enter any of 10 schools and colleges offering more than 3,900 courses in 150 fields, representing a full range of disciplines in the humanities, social sciences, physical and biological sciences, the fine and performing arts, and the professions. CU-Boulder is regularly ranked among the best of the United States' public universities by the Fiske Guide to Colleges, and a 2010 USA Today/Princeton Review survey rated the University of Colorado as the fifth-best value among American public colleges. CU was recently ranked as the No. 33 university in the world by the Times Higher Education.

CU-Boulder has played a major role in NASA space programs, designing and building many scientific instruments flown in outer space, and graduated 17 men and women who became astronauts, including the late Jack Swigert, one of the three astronauts in the crippled Apollo 13 mission who made it back to Earth safely from the moon. When the Hubble Space Telescope was launched in 1990, it was carrying seven major instruments, including a high-resolution spectrograph to study the evolution of stars and designed and built by an international science team led by astronomer Jack Brandt of CU-Boulder. Since Hubble has been deployed, CU-Boulder faculty and students have been among the top users of Hubble of any institution in the world. CU-Boulder is the only university in the country where undergraduate students have operated a NASA satellite.

The University has produced 20 Rhodes Scholars, five of which were former football student-athletes at CU, with Jim Hansen the most recent recipient in 1992. Faculty member Thomas Cech, a distinguished professor of chemistry and biochemistry, won the 1989 Nobel Prize in chemistry. Other notable alumni other than athletes include former United States Supreme Court Justice Byron "Whizzer" White, former big band leader Glenn Miller



and actors Robert Redford and Chris Meloni, the latter starring for years on *Law & Order: Special Victims Unit*, the creators of *South Park*, Trey Parker and Matt Stone, and Philip Bailey, co-founder of the popular music group *Earth, Wind & Fire*.

If the aphorism, "Somewhere between the Rockies and reality," seems too good to believe, then come for a visit. Start with a walk on the historic Pearl Street Mall, a downtown pedestrian mall that is the ceremonial heart of the city. Visitors may be so taken in by the scenery they may not realize the University that put it all together. From Pearl, Broadway leads directly onto campus where the University of Colorado Museum and the CU Heritage Center, in the original Old Main building, both introduce the University's past and present. The hub of campus activity can be found at both the University Memorial Center (UMC) and the Center for Community (C4C). The ATLAS building is one of the most state-of-the-art structures on any college campus.

Take in the fresh mountain air on any part of 100 miles of trails and 30,000 acres of open space. Climb the Flatirons or in Eldorado Canyon State Park. Swim or board sail at the Boulder Reservoir while elite runners sprint around it. Take in a pro sporting event down the road in Denver, just one of 13 cities with teams in all four pro leagues.

*"The University of Colorado, and Boulder, is a town which stops where the Rocky Mountains begin. Normally in America such a superb site would be occupied by a golf course, but somebody goofed and instead they built what may be the most beautifully situated campus in the world. . . if anyone asks you to Boulder, I have one word of advice: 'Go.'"*

— From London's *Observer Magazine* article, "Us and Them," by Simon Hoggart (April 23, 1989)

## PAC-12 CONFERENCE

### Conference History

The roots of the Pac-12 Conference date back nearly 104 years to December 2, 1915, when the Pacific Coast Conference (PCC) was founded at a meeting at the Oregon Hotel in Portland. The original membership consisted of four schools — the University of California at Berkeley, the University of Washington, the University of Oregon, and Oregon State College (now Oregon State University). All still are charter members of the Conference.

Pacific Coast Conference play began in 1916 and, one year later, Washington State College (now Washington State University) was accepted into the league, with Stanford University following in 1918.

In 1922, the PCC expanded to eight teams with the admission of the University of Southern California (USC) and the University of Idaho. In 1924, the University of Montana joined the league roster, and in 1928, the PCC grew to 10 members with the addition of UCLA.

The Pacific Coast Conference competed as a 10-member league until 1950, with the exception of 1943-45 when World War II curtailed intercollegiate athletic competition to a minimum. During that time, the league's first commissioner was named. Edwin Atherton was commissioner in 1940 and was succeeded by Victor Schmidt in 1944. In 1950, Montana resigned from the Conference and joined the Mountain States Conference, essentially replacing Colorado, which left for the Big 7 two years earlier. The PCC continued as a nine-team conference through 1958.

In 1959, the PCC was dissolved and the Athletic Association of Western Universities was formed and Thomas J. Hamilton was appointed commissioner of the new league. The original AAWU membership included California, Stanford, Southern California, UCLA and Washington. Washington State joined the membership in 1962, while Oregon and Oregon State joined in 1964. Under Hamilton's watch, the name Pacific-8 Conference was adopted in 1968. In 1971, Wiles Hallock took over as commissioner of the Pac-8.

On July 1, 1978, the University of Arizona and Arizona State University were admitted to the league and the Pacific-10 Conference became a reality. In 1986-87, the league took on a new look, expanding to include 10 women's sports. Tom Hansen was named the commissioner of the Pac-10 in 1983, a role he would hold for 26 years until 2009. Hansen was succeeded by current commissioner Larry Scott, who took on the new role in July 2009.

During the 2010-11 academic year, Scott helped deliver monumental changes that transformed the conference into a modern 12-team league by adding the University of Colorado and the University of Utah. The addition of CU and Utah led to an agreement to equal revenue sharing for the first time in conference history, created two divisions (North and South) for football only, established a football championship game for the first time ever, secured a landmark media rights deal that dramatically increased national exposure and revenue for each school and established the Pac-12 Network and Pac-12 Digital Network that guaranteed enhanced exposure across all sports.

After a courtship of several months, Colorado accepted its invitation to join the Pac-12 on June 10, 2010, as the Buffaloes were the first domino to fall in a change of the national landscape. Within the next week, Nebraska also left the Big 12 to join the Big 10, Boise State departed the WAC for the Mountain West, and TCU jumped from the MWC for the Big East (before eventually landing in the Big 12). A week later on June 17, Utah agreed to join CU to make it an even dozen in the Pac-12. Big-time rivals for the first half of the last century, the Buffaloes and Utes officially became the 11th and 12th members of the Conference on July 1, 2011, the first additions to the league since 1978.



Pac-12 Commissioner Larry Scott

During the 33 years between expansions, Pac-10 teams claimed 258 NCAA titles (130 women's, 128 men's).

At present, the Pac-12 sponsors 11 men's sports and 13 women's sports. Additionally, the conference schools are members of the Mountain Pacific Sports Federation (MPSF) in four other men's sports and two women's sports. CU participates in the MPSF in indoor track and has competed since 1950 in the Rocky Mountain Intercollegiate Ski Association (RMISA) in skiing, which is a coed sport.

The Pac-12 Conference offices are located in the heart of San Francisco's downtown district and are headquartered in the same building as the Pac-12 Network.

### Conference of Champions

Built on a firm foundation of academic excellence and superior athletic performance, the Conference ushered in a new era on July 1, 2011, officially becoming the Pac-12 Conference with the additions of the University of Colorado and University of Utah.

Just 27 days after the Conference officially changed its name, Commissioner Larry Scott announced the creation of the Pac-12 Networks, solidifying a landmark television deal and putting the Conference on the forefront of collegiate athletics. The Networks, including one national network, six regional networks, and a robust digital network marked the first-ever integrated media company owned by a college conference. In addition, the "TV Everywhere" rights allow fans to access Pac-12 Networks outside the home on any digital device, including smartphones and tablet computers.

That same year, the Pac-12 also launched its Globalization Initiative to proactively promote the Conference and member institutions through student-athlete exchanges and sport, as in the first five years, Pac-12 student-athletes have enjoyed unique cultural and athletic experiences in several foreign nations. In the past year, the Pac-12 became the first conference to have all of its schools become members of the Green Sports Alliance.

On the field, courts and in the pools of play, the Pac-12 rises above the rest, upholding its tradition as the "Conference of Champions®," claiming an incredible 188 NCAA team titles since 1999-2000. For the 14th consecutive year, the Pac-12 had the most NCAA titles of any conference in the country, having won at least six every year since 2000-01, including 48 over the last



four years. No other conference has ever won 10 or more in a single athletic year, looking up at the record 14 the Pac-12 won in 1996-97 and 13 in 2016-17 and 2018-19. Even more impressive has been the breadth of the Pac-12's success, with championships coming in 31 different men's, women's and/or coed sports. The Pac-12 has led or tied the nation in NCAA Championships in 53 of the last 59 years (and was second four times and third twice), never finishing lower than third.

Spanning over a century of outstanding athletics achievements, the Pac-12 was the first conference to reach 200, 300, 400 and now 500 championships; despite having two fewer members than three of the other four so-called "Power 5" conferences, the Pac-12 outdistances the next conference by over 200 crowns (the Big Ten is a distant second with 291). In all, Pac-12 conference teams have won 526 NCAA Championships (304 men's, 191 women's, 31 coed).

Individually, the Conference has produced an impressive number of NCAA individual champions, as through the 2018-19 school year, 2,379 individual crowns have been won by Pac-12 student-athletes over the years (1,383 in men's championships, 808 in women's and 188 in coed, e.g. skiing).

And since the NCAA began conducting women's championships 38 years ago, Pac-12 members have claimed at least four national titles in a single season on 29 occasions, including in each of the last 18 years (2001-2018), with a record 10 during the 2016-17 school year followed by another nine in 2017-18.


## 2018-19 QUICK REVIEW

In the 2018-19 academic year, the Pac-12's 13 NCAA titles came in the form of a eight women's crowns, four men's titles and one coed champion.

Living up to its well-deserved billing of "Conference of Champions®," seven different league schools claimed NCAA titles including two winning multiple crowns (Stanford a record-tying six and UCLA two).

Of the 24 sports sponsored by the Conference, 19 witnessed at least half its teams participating in NCAA or other postseason action. The men sent 63 of a possible 95 teams into the postseason, the women 79 of a possible 130. Stanford's six titles came in men's golf, men's gymnastics, women's swimming, women's tennis and women's volleyball and women's water polo. UCLA claimed titles in softball and women's beach volleyball. California (women's swimming), Colorado (women's cross country), Southern California (men's water polo), Utah (skiing) and Washington (rowing) rounded out the league's victories.

Colorado added to its national championship count in 2018-19 with the school's third women's cross country crown, bringing the school's total to 28. The Buffaloes finished third in skiing, fourth in men's cross country, ninth in women's outdoor track and 16th in men's indoor track. CU has won 20 skiing titles (11 men's, one AIAW women's and eight coed) and eight cross country (five men's, three women's); the Buffs also were the consensus national champions in football in 1990, but since it is not an NCAA-sanctioned championship, it doesn't count toward the Pac-12's total of 526.




The CU women won the 2018 NCAA cross country title, their third overall.



Petra Hyncicova won both the classic and freestyle races at the 2017 NCAA's.



Erik Dengerud was the 2019 national freestyle titlist, winning his first NCAA race.



Dani Jones was a two-time NCAA champion, claiming the cross country and outdoor 5,000-meter run.



**Tyler Bey**  
Guard/Forward





## 2019-20 ROSTER

No.	Player	Pos.	Ht.	Wt.	Cl.	Exp.	Hometown (High School/Previous School)
0	Shane Gatling	G	6-2	182	Sr.	1L	Baldwin, N.Y. (Baldwin/Niagara/Indian Hills CC)
1	Tyler Bey	G/F	6-8	216	Jr.	2L	Las Vegas, Nev. (Middlebrooks Academy [L.A. Calif.])
2	Daylen Kountz	G	6-4	191	So.	1L	Denver, Colo. (East)
3	Maddox Daniels	G/F	6-6	211	Jr.	JC	Suwanee, Ga. (Florida SouthWestern State)
5	D'Shawn Schwartz	G/F	6-7	232	Jr.	2L	Colorado Springs, Colo. (Sand Creek)
10	Alexander Strating	F	6-7	228	Jr.	2L	Wassenaar, Netherlands (American School of The Hague)
11	Keeshawn Barthelemy	G	6-2	165	Fr.	HS	Montreal, Que. (Thornlea Secondary [Toronto, Ont.])
12	AJ Martinka	G	6-5	210	Jr.	2L	Stanwood, Wash. (Stanwood)
15	Jakub Dombek	F	6-11	210	Fr.	RS	Ostrava, Czech Republic (Get Better Academy)
21	Evan Battey	F	6-8	262	So.	1L	View Park, Calif. (Villa Park)
23	Lucas Siewert	F	6-10	232	Sr.	3L	Joinville, Santa Catarina, Brazil (Cathedral [L.A. Calif.])
24	Eli Parquet	G	6-3	195	So.	1L	Beaumont, Texas (West Brook)
25	McKinley Wright IV	G	6-0	196	Jr.	2L	North Robbinsdale, Minn. (Champlin Park)
30	Frank Ryder	F	6-10	232	Jr.	RS	Boulder, Colo. (Fairview/San Diego)
33	Aidan McQuade	G	6-2	195	Jr.	1L	Loveland, Colo. (Loveland)
34	Benan Ersek	G	6-2	185	So.	1L	Vienna, Austria (Kent Denver)
35	Dallas Walton	F/C	7-0	235	Jr.	1L	Arvada, Colo. (Arvada West)

**Head Coach:** Tad Boyle (Kansas '85) — 10th Year at CU/14th Overall

**Associate Head Coach:** Mike Rohn (McPherson College '90/Fort Hays State '93) — 10th Year

**Assistant Coach:** Bill Grier (Oregon '90) — Fourth Year

**Assistant Coach:** Anthony Coleman (Long Beach State '05) — First Year

**Director of BB/Video Operations:** Bill Cartun (Bates College '05/Connecticut '07) — 10th Year


**Director of Player Development:** Nate Tomlinson (Colorado '12) — First Year

### Pronunciation Guide

Keeshawn Barthelemy .....	KEY-shawn Bar-THEL-emmy
Evan Battey.....	BAT-EE
Jakub Dombek .....	Jay-cub DOME-beck
Daylen Kountz.....	DAY-len KOON-tz
AJ Martinka.....	Mar-TEEN-kag
Eli Parquet .....	Par-KAY
D'Shawn Schwartz .....	Deh-SHAWN
Lucas Siewert.....	SEE-wert
Alexander Strating.....	STRAW-ting



## RADIO/TV CHART



**#0 Shane Gatling**  
Guard • 6-2 • 182 • Sr.  
Baldwin, N.Y.



**#1 Tyler Bey**  
Guard/Forward • 6-8 • 216 • Jr.  
Las Vegas, Nev.



**#2 Daylen Kountz**  
Guard • 6-4 • 191 • So.  
Denver, Colo.



**#3 Maddox Daniels**  
Guard/Forward • 6-6 • 211 • Jr.  
Suwanee, Ga.



**#5 D'Shawn Schwartz**  
Guard/Forward • 6-7 • 232 • Jr.  
Colorado Springs, Colo.



**#10 Alexander Strating**  
Forward • 6-7 • 232 • Jr.  
Wassenaar, Netherlands



**#11 Keeshawn Barthelemy**  
Guard • 6-2 • 165 • Fr.  
Montreal, Que.




**#12 AJ Martinka**  
Guard • 6-5 • 210 • Jr.  
Stanwood, Wash.



**#15 Jakub Dombek**  
Forward • 6-11 • 210 • Fr.  
Ostrava, Czech Republic



**#21 Evan Battey**  
Forward • 6-8 • 262 • So.  
View Park, Calif.




**#23 Lucas Siewert**  
Forward • 6-10 • 232 • Sr.  
Joinville, Santa Catarina, Brazil



**#24 Eli Parquet**  
Guard • 6-3 • 195 • So.  
Beaumont, Texas



**#25 McKinley Wright IV**  
Guard • 6-0 • 196 • Jr.  
North Robbinsdale, Minn.



**#30 Frank Ryder**  
Forward • 6-10 • 232 • Jr.  
Boulder, Colo.



**#33 Aidan McQuade**  
Guard • 6-2 • 195 • Jr.  
Loveland, Colo.



**#34 Benan Ersek**  
Guard • 6-2 • 185 • So.  
Vienna, Austria



**#35 Dallas Walton**  
Forward/Center • 7-0 • 235 • Jr.  
Arvada, Colo.



**Tad Boyle**  
Head Coach  
10th Year



**Mike Rohn**  
Associate Head Coach  
10th Year



**Bill Grier**  
Assistant Coach  
Fourth Year



**Anthony Coleman**  
Assistant Coach  
First Year



**Bill Cartun**  
Director of BB/Video  
Operations  
10th Year



**Nate Tomlinson**  
Director of Player  
Development  
First Year





## SHANE GATLING

G • 6-2 • 182 • Sr. • 1L

Baldwin, N.Y. (Baldwin/Niagara/Indian Hills CC)



**2018-19 (Junior):** Averaged just under 10 points while playing in all 36 games in his first season in a Colorado uniform, leading the Buffaloes in 3-point field goals made (59) and attempted (185). His 185 3-point attempts are the eighth most in a single season in CU history and most since Blair Wilson attempted 190 in 2003-04. Second on the team in assists (60) and steals (34). He led the Buffaloes and ranked fifth in the Pac-12 Conference in free throw shooting at 82.5 percent (85-103). His free throw accuracy climbed to 86.5 percent during conference games (45-52), ranking second among all league players during that span. Scored at least 20 points on three occasions, with his top two scoring performances coming in both games against UCLA. He had a game, team-season and career-high 28 points during the win in Los Angeles (2/6). Made seven 3-pointers at UCLA, tying for the third-most in team history. It was the 14th time a CU player had made seven in a game, but the first since Richard Roby had

seven against Kansas State on Feb. 26, 2005. He made his first six attempts and finished the game 7 of 9 from 3-point range. He was 8 of 10 overall from the field while dishing out five assists along with four rebounds and three steals. During the win in Boulder (3/7), he scored 26 points with three steals and three assists. He was a perfect 10 of 10 from the free throw line, CU's best single-game mark without a miss in two seasons. Led Colorado in scoring for the first time with 21 points at Utah (1/20). During conference games, he ranked seventh in 3-pointers made (2.3 3mpg) and 23rd in scoring (12.1 ppg). Started all but three games, averaging 26 minutes an outing. He had 16 games scoring in double-digits and led the Buffaloes in steals 13 times and in assists on six occasions.

**2017-18 (Sophomore, Indian Hills CC):** Earned NJCAA Division I and NABC All-America honors, averaging 16.6 points, 2.9 assists and 2.9 rebounds per game. He helped the Warriors to a 33-1 record, with their only loss coming in the second round of the NJCAA Tournament. Gatling matched the Indian Hills school record for 3-pointers made in one season at 102, on his way to Region XI Player of the Year honors. He shot 39 percent from 3-point range and 85 percent from the free throw line. The Iowa Community College Athletic Conference Player of the Year, Gatling was named MVP of the 2018 NJCAA Coaches All-Star game in Las Vegas, in May, scoring 22 points and dishing out six assists.



### CAREER STATISTICS

Year	GP	GS	Min	Avg	FG	FGA	Pct	3FG	FGA	Pct	FT	FTA	Pct	Off	Def	Tot	Avg	PF	FO	A	TO	S	B	Pts	Avg
NU '16-17	33	4	383	11.6	53	147	.361	30	88	.341	19	26	.731	5	19	24	0.7	25	0	19	22	7	0	155	4.7
2018-19	36	33	935	26.0	103	288	.358	59	185	.319	85	103	.825	7	63	70	1.9	61	1	60	44	34	7	350	9.7
Career	69	37	1318	19.1	156	435	.359	89	273	.326	104	129	.806	12	82	94	1.4	86	1	79	66	41	7	505	7.3

**2016-17 (Freshman, Niagara):** Averaged 4.7 points in 33 games for the Purple Eagles out of the Metro Atlantic Athletic Conference. He shot 34 percent from 3-point range (30-88) and 73 percent from the free throw line (19-26).

**High School:** A 2016 graduate of Baldwin High School. A three-year starter, Gatling helped the Bruins to a 49-7 record, including a perfect 33-0 mark in league play. He averaged 18.0 points, 5.0 rebounds and 3.0 assists as a senior, leading Baldwin to the Long Island AA championship. Gatling earned 2016 Newsday All-Long Island AA First Team and All-Tournament Team honors. He was a two-time All-New York State Public High School Team selection and a two-time member of the Long Island High School Basketball Honor Roll.

**Academics:** An Ethnic Studies major at Colorado.

**Personal:** Shane Gatling was born on March 26, 1998, in Queens, N.Y. He is the son of Cathy and Wayne Gatling and has one sister, Shayna. He is a cousin of former NFL All-Pro cornerback Darrelle Revis. Gatling enjoys playing the piano, drums and video games. His favorite professional teams are the New York Knicks and the Oklahoma City Thunder. He joined Colorado because "it was the best fit for me and I think we'll win a championship."

## 2018-19 GAME-BY-GAME

Team (Date)	Min	Total		3-Pt		FT-A	Pct	Reb.		T	F-O	A	TO	S	B	Pts
		FG-A	Pct	FGA	Pct			O	D							
DRAKE (11/13)	*22	3-7	.429	1-3	.333	5-8	.625	0	4	4	0	2	0	1	1	12
OMAHA (11/16)	*17	0-2	.000	0-2	.000	4-4	1.000	0	0	0	0	1	0	1	0	4
at San Diego (11/20)	*24	2-6	.333	2-3	.667	2-3	.667	0	1	1	3	0	1	0	1	8
at Air Force (11/24)	*26	2-9	.222	2-7	.286	2-2	1.000	0	1	1	1	1	1	2	0	8
PORTLAND (11/28)	*21	4-7	.571	1-3	.333	2-2	1.000	0	1	1	1	1	0	3	0	11
COLORADO STATE (12/1)	*26	5-13	.385	3-8	.385	0-0	.000	0	1	1	1	1	1	0	0	13
SOUTH DAKOTA (12/4)	*22	2-3	.667	1-1	1.000	6-6	1.000	0	1	1	1	1	1	2	0	11
UIC (12/8)	*25	3-8	.375	0-3	.000	6-8	.750	1	0	1	1	2	2	1	0	12
at New Mexico (12/11)	*12	2-5	.400	0-2	.000	1-2	.500	0	2	2	2	1	3	0	0	5
vs. Indiana State (12/22)	*21	4-7	.571	2-3	.667	0-0	.000	0	1	1	2	0	1	1	3	10
at Hawai'i (12/23)	*23	0-6	.000	0-5	.000	1-2	.500	0	3	3	2	0	1	0	0	1
vs. Charlotte (12/25)	*18	1-7	.143	1-3	.333	0-0	.000	1	1	2	0	2	0	1	0	3
*at Arizona (1/3)	*24	1-6	.167	0-1	.000	2-2	1.000	0	0	0	1	0	1	0	0	4
*at Arizona State (1/5)	19	3-7	.429	2-5	.400	0-0	.000	0	0	0	2	1	1	0	0	8
*WASHINGTON STATE (1/10)	23	5-10	.500	5-10	.500	2-2	1.000	0	0	0	1	0	1	1	0	17
*WASHINGTON (1/12)	35	1-10	.100	1-6	.167	5-7	.714	0	3	3	2	6	1	4	0	8
*at Utah (1/20)	*34	6-18	.333	3-10	.300	6-6	1.000	1	3	4	4	3	1	1	0	21
*at California (1/24)	*35	5-14	.357	3-11	.273	0-0	.000	0	6	6	2	2	0	0	0	13
*at Stanford (1/26)	*31	4-10	.400	2-8	.250	0-2	.000	0	1	1	1	1	3	0	0	10
*OREGON STATE (1/31)	*36	5-12	.517	3-7	.429	2-2	1.000	0	2	2	1	4	3	0	0	15
*OREGON (2/2)	*30	3-13	.231	1-8	.125	2-2	1.000	0	4	4	2	2	2	0	0	9
*at UCLA (2/6)	*35	8-10	.800	7-9	.778	5-6	.833	1	3	4	0	5	2	3	0	28
*at USC (2/9)	*27	3-7	.429	1-4	.250	0-0	.000	0	2	2	2	2	0	0	0	7
*ARIZONA STATE (2/13)	*19	2-5	.400	1-4	.250	4-4	1.000	0	2	2	4	0	0	0	0	9
*ARIZONA (2/17)	*32	3-7	.429	1-4	.250	4-4	1.000	0	1	1	0	3	0	0	0	11
*at Washington State (2/20)	*35	4-13	.308	4-10	.400	0-0	.000	0	1	1	3	2	4	1	0	12
*at Washington (2/23)	*26	2-7	.286	2-6	.333	3-4	.750	0	1	1	1	2	2	3	1	9
*UTAH (3/2)	*29	1-4	.250	1-2	.500	0-1	.000	0	1	1	1	4	2	1	0	3
*UCLA (3/7)	*28	7-13	.538	2-8	.250	10-10	1.000	0	0	0	0	3	0	3	0	26
*USC (3/9)	*33	3-5	.600	1-3	.333	0-0	.000	0	7	7	4	3	2	1	1	7
vs. California (3/13)	*32	2-8	.250	1-6	.167	0-0	.000	0	3	3	4	2	0	2	0	5
vs. Oregon State (3/14)	*33	4-6	.667	3-4	.750	4-4	1.000	2	4	6	3	1	1	1	0	15
vs. Washington (3/15)	*28	1-7	.143	1-5	.200	3-4	.750	1	1	2	5-1	0	3	1	0	6
DAYTON (3/19)	*22	1-6	.167	0-4	.000	2-2	1.000	0	0	0	1	0	1	0	0	4
NORFOLK STATE (3/25)	*19	1-6	.167	1-6	.167	1-2	.500	0	0	0	1	2	0	0	0	4
at Texas (3/27)	*13	0-4	.000	0-1	.000	1-2	.500	0	2	2	1	0	2	0	0	1
<b>Totals</b>	<b>935</b>	<b>103-288</b>	<b>.358</b>	<b>59-185</b>	<b>.319</b>	<b>85-103</b>	<b>.825</b>	<b>7</b>	<b>63</b>	<b>70</b>	<b>61-1</b>	<b>60</b>	<b>44</b>	<b>34</b>	<b>7</b>	<b>350</b>
<b>Pac-12</b>	<b>531</b>	<b>66-171</b>	<b>.386</b>	<b>40-116</b>	<b>.345</b>	<b>45-52</b>	<b>.865</b>	<b>2</b>	<b>37</b>	<b>39</b>	<b>31</b>	<b>43</b>	<b>26</b>	<b>18</b>	<b>2</b>	<b>217</b>

## CAREER HIGHS

Points - 28 at UCLA (2/6/19)

Rebounds - 7 vs. USC (3/9/19)

Field Goals - 8 at UCLA (2/6/19)

FG Attempts - 18 at Utah (1/20/19)

3PT Field Goals - 7 at UCLA (2/6/19)

3PT FG Attempts - 11 at California (1/24/19)

Free Throws - 10 vs. UCLA (3/7/19)

FT Attempts - 10 vs. UCLA (3/7/19)

Assists - 6 vs. Washington (1/12/19)

Blocks - 3 vs. Indiana State (12/22/18)

Steals - 4 vs. Washington (1/12/19)

Minutes - 36 vs. Oregon State (1/31/19)







## TYLER BEY

G/F • 6-8 • 216 • Jr. • 2L

Las Vegas, Nev. (Middlebrooks Academy [L.A. Calif.])

1

**Career:** Enters his junior season ranking 13th in career double-doubles (19) and 29th in rebounds (520). Sits just outside the top 20 in blocked shots (66).

**2018-19 (Sophomore):** All-Pac-12 Conference First Team selection, leading the Buffaloes at 13.6 points, 9.9 rebounds and 1.2 blocks per game while shooting 54.1 percent from the field (184-340). He was named the Pac-12 Most Improved Player of the Year, essentially doubling his numbers from the year before. Led the Pac-12 and ranked 15th in NCAA Division I with 17 double-doubles. He was also among the nation's leaders in defensive rebounds, ranking 14th (7.7 drpg), and overall rebound average, coming in at 20th. His 356 total rebounds rank as the second-most in team history, trailing only Andre Roberson's 401 in 2011-12 (also his sophomore season). On the Pac-12 leaderboard he was second in overall rebounding and defensive boards, eighth in offensive rebounds (2.2 orpg), ninth in field goal percentage, 10th in blocked shots and 15th in scoring. He averaged a double-double for the

conference season at 14.5 points and 10.0 rebounds per game and upped his shooting to 55.6 percent (76-152). Named Pac-12 Player of the Week averaging 22 points and 12 rebounds while shooting 61 percent in home wins over UCLA (3/7) and USC (3/9). Scored a game-high 27 points and set career and team season-highs with 13 field goals on 20 attempts. The 13 field goals made were the most by a Buffalo since Askia Booker had 13 in a three overtime win at USC in 2015. The 27 points also matched his career-high set earlier in the season against Oregon (2/2). Against the Ducks, he was a perfect 9 of 9 from the field, the program's best single-game without a miss since David Harrison went 10 for 10 against Baylor on Jan. 31, 2004. Scored 22 points with a career and team-season high 17 rebounds in the win over Arizona State (2/13). His 17 rebounds were the most by a Buff in four years and his 16 on the defensive end were the second-most since the 1979-80 season. He had double-doubles in 11 of his last 16 games, finishing off with an 18-point, 13-rebound performance in the NIT quarterfinals at Texas. During that span he had five in a row, the most by a Colorado player since Shaun Vandiver had eight in a row during the 1990-91 season. He averaged 14.5 points and 11.2 rebounds in six postseason games. Named to the U.S. Basketball Writers Association of America (USBWA) All-District VII Team. Earned Most Improved Player and Best Defender awards, voted on by his teammates. He was the only Buffalo to play and start in all 36 games. Scored in double-digits 22 times, reaching 20 points in seven outings. He led Colorado in rebounding 23 times and had a total of 23 double-digit rebounding games. Led the Buffaloes in rebounding in 28 of 36 games while pacing the team in scoring 13 times.

**2017-18 (Freshman):** Averaged 6.1 points and 5.1 rebounds in just under 20 minutes per game as a first-year Buffalo. He led the team in field goal percentage (.503) and was second on the team in rebounding. Came off the bench for the first 12 games of the season, but was inserted in the starting lineup for the Pac-12 Conference opener at Oregon State (12/29)



### CAREER HIGHS

**Points** - 27 vs. UCLA (3/7/19), vs. Oregon (2/2/19)

**Rebounds** - 17 vs. Arizona State (2/13/19)

**Field Goals** - 13 vs. UCLA (3/7/19)

**FG Attempts** - 20 vs. UCLA (3/7/19)

**3PT Field Goals** - 1 five times (last vs. Washington State, 1/10/19)

**3PT FG Attempts** - 4 vs. Portland (11/28/18)

**Free Throws** - 12 vs. Washington (3/15/19)

**FT Attempts** - 14 vs. Washington (3/15/19)

**Assists** - 3 three times (last vs. Utah, 3/2/19)

**Blocks** - 5 at New Mexico (12/11/18), at San Diego (11/20/18)

**Steals** - 3 at Hawai'i (12/23/18), at Arizona (1/25/18)

**Minutes** - 35 vs. Washington (3/15/19)

### CAREER STATISTICS

Year	GP	GS	Min	Avg	FG	FGA	Pct	3FG	FGA	Pct	FT	FTA	Pct	Off	Def	Tot	Avg	PF	FO	A	TO	S	B	Pts	Avg
2017-18	32	21	629	19.7	73	145	.503	0	6	.000	50	73	.685	48	116	164	5.1	84	4	16	38	20	22	196	6.1
2018-19	36	36	944	26.2	184	340	.541	5	22	.227	115	147	.782	78	278	356	9.9	83	2	23	71	30	44	488	13.6
<b>Totals</b>	<b>68</b>	<b>57</b>	<b>1573</b>	<b>23.1</b>	<b>257</b>	<b>485</b>	<b>.530</b>	<b>5</b>	<b>28</b>	<b>.179</b>	<b>165</b>	<b>220</b>	<b>.750</b>	<b>126</b>	<b>394</b>	<b>520</b>	<b>7.6</b>	<b>167</b>	<b>6</b>	<b>39</b>	<b>109</b>	<b>50</b>	<b>66</b>	<b>684</b>	<b>10.1</b>



and stayed there for the final 21 games. He scored a career-best 14 points in that initial start against the Beavers, hitting 5 of 8 from the field along with four rebounds. Averaged 7.0 points and 5.3 rebounds during Pac-12 play while shooting 54 percent from the field. Ranked 13th in blocks and 19th in rebounding in the Pac-12 during conference games. He had a team-high 16 steals with 18 blocked shots against 19 turnovers during that span. Recorded his first career double-double with 14 points and a personal-best 11 rebounds against Washington (1/20). He had team highs with 11 points, seven rebounds and a personal-best three blocks at Washington (2/17). Logged his second double-double with 14 points and 10 rebounds in the Pac-12 Tournament win over Arizona State (3/7). Earned the team's Best Defender Award following the season.

**High School:** A 2017 graduate of Middlebrooks Academy in Los Angeles. He was rated as the 33rd best small forward in the nation by Scout and fourth in the state of California. Rivals rated him as a four-star prospect and 123rd best overall player. ESPN ranked him as the 21st best player overall from the state of California. A four-star prospect according to 247Sports who lists him as the 13th best player in the state of California and 129th overall. He holds the most points and rebounds in a season at Middlebrooks. Bey played AAU basketball with the Las Vegas Knicks. A Las Vegas native, Bey averaged 17 points, 7.3 rebounds and 1.2 assists as a junior at Las Vegas High in 2014-15 before enrolling at Middlebrooks Academy.

**Academics:** An Ethnic Studies major at Colorado.

**Personal:** Born February 10, 1998, in Las Vegas, he is the son of Toya Mays. He selected Colorado from a long list of suitors that included UNLV, San Diego State, Arizona State, Utah and Cal. He chose Colorado for the opportunity to play for coach Tad Boyle. He lists the biggest moment of his prep career scoring as scoring 68 points in a game. His favorite professional team is the Cleveland Cavaliers while his favorite professional athlete is Von Miller of the Denver Broncos.

## 2017-18 GAME-BY-GAME

Team (Date)	Min	Total		3-Pt				Reb.											
		FG-A	Pct	FGA	Pct	FT-A	Pct	O	D	T	F-O	A	TO	B	S	Pts			
NORTHERN COLORADO (11/10)	7	2-5	.400	0-2	.000	2-2	1.000	0	2	2	2	0	0	0	0	6			
DENVER (11/14)	16	1-5	.200	0-0	.000	2-3	.667	3	2	5	2	1	1	0	0	4			
vs. Quinnipiac (11/17)	10	2-3	.667	0-0	.000	2-2	1.000	0	0	0	2	0	3	0	1	6			
vs. Drake (11/18)	13	1-2	.500	0-0	.000	0-0	.000	1	1	2	0	0	2	0	0	2			
vs. Mercer (11/19)	18	0-2	.000	0-0	.000	2-2	1.000	1	3	4	4	2	3	2	0	2			
AIR FORCE (11/26)	12	1-2	.500	0-0	.000	2-2	1.000	1	1	2	4	0	1	0	0	4			
at Colorado State (12/2)	22	2-3	.667	0-1	.000	2-2	1.000	1	5	6	4	0	3	0	1	6			
NEW MEXICO (12/6)	13	0-2	.000	0-0	.000	1-2	.500	1	1	2	0	0	1	0	0	1			
at #13/14 Xavier (12/9)	14	0-0	.000	0-0	.000	0-2	.000	0	2	2	1	0	0	0	0	0			
SAN DIEGO (12/12)	17	0-1	.000	0-0	.000	1-2	.500	1	8	9	1	0	0	0	0	1			
SOUTH DAKOTA STATE (12/15)	26	4-4	1.000	0-0	.000	4-4	1.000	0	9	9	4	1	1	0	1	12			
vs. Iowa (12/22)	*25	2-7	.286	0-0	.000	1-4	.250	4	3	7	2	1	2	1	1	5			
*at Oregon State (12/29)	*19	5-8	.625	0-1	.000	4-4	1.000	1	3	4	4	0	1	0	0	14			
*at Oregon (12/31)	*14	1-3	.333	0-0	.000	1-2	.500	2	2	4	5-1	0	1	0	0	3			
*#4/6 ARIZONA STATE (1/4)	*19	2-2	1.000	0-0	.000	4-5	.800	1	7	8	0	0	1	1	0	8			
*#14/16 ARIZONA (1/6)	*15	1-2	.500	0-0	.000	2-2	1.000	1	2	3	4	0	2	0	0	4			
*at USC (1/10)	*23	4-6	.667	0-0	.000	0-1	.000	3	4	7	5-1	0	3	2	2	8			
*at UCLA (1/13)	*30	3-7	.429	0-0	.000	1-3	.333	1	6	7	2	3	0	1	1	7			
*WASHINGTON STATE (1/18)	*21	2-2	1.000	0-0	.000	0-0	.000	2	0	2	1	3	0	2	1	4			
*WASHINGTON (1/20)	*31	5-9	.556	0-0	.000	4-7	.571	7	4	11	3	1	0	2	0	14			
*at #11/12 Arizona (1/25)	*29	5-9	.556	0-1	.000	1-2	.500	2	5	7	1	2	0	1	3	11			
*at #21/20 Arizona State (1/27)	*19	3-4	.750	0-0	.000	0-0	.000	1	4	5	5-1	0	3	0	0	6			
*UTAH (2/2)	*23	1-5	.200	0-0	.000	1-2	.500	0	6	6	2	0	2	1	2	3			
*CALIFORNIA (2/7)	*18	3-4	.750	0-0	.000	0-0	.000	0	2	2	3	0	2	0	1	6			
*STANFORD (2/11)	*18	4-7	.571	0-0	.000	1-3	.333	2	4	6	5-1	0	2	0	2	9			
*at Washington State (2/15)	*15	3-5	.600	0-0	.000	0-0	.000	1	3	4	2	0	0	0	1	6			
*at Washington (2/17)	*28	4-10	.400	0-0	.000	3-3	1.000	4	3	7	4	0	0	3	1	11			
*USC (2/21)	*33	1-3	.333	0-1	.000	0-0	.000	0	7	7	1	1	1	2	0	2			
*UCLA (2/25)	*17	1-2	.500	0-0	.000	0-0	.000	1	1	2	2	0	0	1	1	2			
*at Utah (3/3)	*18	3-6	.500	0-0	.000	2-2	1.000	1	2	3	3	0	1	2	1	8			
!vs. Arizona State (3/7)	*25	5-11	.455	0-0	.000	4-4	1.000	4	6	10	2	1	0	1	0	14			
!vs. #15/17 Arizona (3/8)	*21	2-4	.500	0-0	.000	3-6	.500	1	8	9	4	0	2	0	0	7			
<b>Totals</b>	<b>629</b>	<b>73-145</b>	<b>.503</b>	<b>0-6</b>	<b>.000</b>	<b>50-73</b>	<b>.685</b>	<b>48</b>	<b>116</b>	<b>164</b>	<b>84-4</b>	<b>16</b>	<b>38</b>	<b>22</b>	<b>20</b>	<b>196</b>			
<b>Pac-12</b>	<b>390</b>	<b>51-94</b>	<b>.543</b>	<b>0-3</b>	<b>.000</b>	<b>24-36</b>	<b>.667</b>	<b>30</b>	<b>65</b>	<b>95</b>	<b>52-4</b>	<b>10</b>	<b>19</b>	<b>18</b>	<b>16</b>	<b>126</b>			

## 2018-19 GAME-BY-GAME

Team (Date)	Min	Total		3-Pt				Reb.											
		FG-A	Pct	FGA	Pct	FT-A	Pct	O	D	T	F-O	A	TO	S	B	Pts			
DRAKE (11/13)	*21	3-7	.429	0-2	.000	3-5	.600	3	11	14	3	1	3	0	1	9			
OMAHA (11/16)	*30	7-13	.538	0-1	.000	2-3	.667	2	5	7	1	0	1	1	3	16			
at San Diego (11/20)	*22	3-4	.750	0-1	.000	0-0	.000	2	6	8	5-1	0	1	1	5	6			
at Air Force (11/24)	*7	1-2	.500	1-1	1.000	0-0	.000	0	1	1	0	0	0	0	0	3			
PORTLAND (11/28)	*19	4-13	.308	0-4	.000	4-4	1.000	2	4	6	0	0	0	1	0	12			
COLORADO STATE (12/1)	*22	7-11	.636	0-1	.000	9-9	1.000	2	8	10	2	0	2	0	1	23			
SOUTH DAKOTA (12/4)	*19	5-7	.714	0-0	.000	3-4	.750	1	6	7	4	0	5	2	0	13			
UIC (12/8)	*33	6-9	.667	1-3	.333	2-4	.500	4	11	15	3	1	1	2	0	15			
at New Mexico (12/11)	*30	5-8	.625	1-2	.500	5-6	.833	4	8	12	2	0	2	2	5	16			
vs. Indiana State (12/22)	*34	6-7	.857	1-1	1.000	3-4	.750	2	11	13	1	0	4	1	3	16			
at Hawai'i (12/23)	*31	1-6	.167	0-0	.000	1-3	.333	1	9	10	3	1	2	3	2	3			
vs. Charlotte (12/25)	*26	4-5	.800	0-0	.000	0-0	.000	1	5	6	2	2	3	1	1	8			
*at Arizona (1/3)	*22	2-9	.222	0-1	.000	0-0	.000	2	9	11	4	0	1	0	2	4			
*at Arizona State (1/5)	*19	3-8	.375	0-1	.000	1-2	.500	4	2	6	4	1	2	2	0	7			
*WASHINGTON STATE (1/10)	*24	10-13	.769	1-2	.500	5-6	.833	3	7	10	0	1	1	1	1	26			
*WASHINGTON (1/12)	*26	6-11	.545	0-0	.000	3-4	.750	2	7	9	4	0	1	0	0	15			
*at Utah (1/20)	*21	1-7	.143	0-0	.000	0-0	.000	1	9	10	5-1	1	1	2	0	2			
*at California (1/24)	*32	6-8	.750	0-1	.000	5-6	.833	1	13	14	2	2	3	0	3	17			
*at Stanford (1/26)	*31	8-16	.500	0-0	.000	1-1	1.000	1	4	5	4	0	1	0	0	17			
*OREGON STATE (1/31)	*18	1-7	.143	0-1	.000	2-4	.500	1	3	4	2	0	0	0	0	4			
*OREGON (2/2)	*27	9-9	1.000	0-0	.000	9-11	.818	3	7	10	2	1	0	1	0	27			
*at UCLA (2/6)	*30	6-13	.462	0-0	.000	4-4	1.000	3	7	10	1	2	3	1	2	16			
*at USC (2/9)	*24	1-4	.250	0-0	.000	0-0	.000	0	7	7	4	1	4	0	1	2			
*ARIZONA STATE (2/13)	*32	9-13	.692	0-0	.000	4-6	.667	1	16	17	1	0	1	0	1	22			
*ARIZONA (2/17)	*27	4-5	.800	0-0	.000	1-2	.500	1	9	10	0	0	4	1	0	9			
*at Washington State (2/20)	*24	3-6	.500	0-0	.000	6-8	.750	2	10	12	3	0	0	1	1	12			
*at Washington (2/23)	*32	9-17	.529	0-0	.000	2-2	1.000	3	8	11	1	0	6	1	1	20			
*UTAH (3/2)	*34	7-10	.700	0-0	.000	3-4	.750	2	8	10	3	3	1	1	1	17			
*UCLA (3/7)	*28	13-20	.650	0-0	.000	1-2	.500	2	11	13	1	0	0	0	2	27			
*USC (3/9)	*31	7-13	.538	0-0	.000	3-4	.750	1	10	11	3	1	2	1	1	17			
vs. California (3/13)	*29	1-6	.167	0-0	.000	6-8	.750	4	7	11	2	1	7	0	0	8			
vs. Oregon State (3/14)	*18	2-8	.250	0-0	.000	4-4	1.000	2	4	6	4	0	2	0	2	8			
vs. Washington (3/15)	*35	5-11	.455	0-0	.000	12-14	.857	5	11	16	2	1	2	1	2	22			
DAYTON (3/19)	*28	5-11	.455	0-0	.000	4-5	.800	4	8	12	1	1	0	1	1	14			
NORFOLK STATE (3/25)	*25	7-8	.875	0-0	.000	3-4	.750	3	6	9	1	2	2	1	1	17			
at Texas (3/27)	*34	7-15	.467	0-0	.000	4-4	1.000	3	10	13	3	0	3	1	1	18			
<b>Totals</b>	<b>944</b>	<b>184-340</b>	<b>.541</b>	<b>5-22</b>	<b>.227</b>	<b>115-147</b>	<b>.782</b>	<b>78</b>	<b>278</b>	<b>356</b>	<b>83-2</b>	<b>23</b>	<b>71</b>	<b>30</b>	<b>44</b>	<b>488</b>			
<b>Pac-12</b>	<b>482</b>	<b>105-189</b>	<b>.556</b>	<b>1-6</b>	<b>.167</b>	<b>50-66</b>	<b>.758</b>	<b>33</b>	<b>147</b>	<b>180</b>	<b>44-1</b>	<b>13</b>	<b>31</b>	<b>12</b>	<b>16</b>	<b>261</b>			



## DAYLEN KOUNTZ

G • 6-4 • 191 • So. • 1L

Denver, Colo. (East)

2

**2018-19 (Freshman):** Averaged 5.6 points and 1.3 assists as a first-year Buffalo, playing in all 36 contests. Tied for fourth on the team in total assists with 46. Primarily the first guard off the bench, but did log two starts: in back-to-back home games against Washington State (1/10) and Washington (1/12). Scored a career-high 13 points at Utah (1/20), hitting 6 of 9 from the field. Had six games scoring in double-digits including a 10-point effort against Norfolk State (3/25) in the second round of the NIT, tying a career-best with two 3-point field goals. He upped his scoring average to 8.3 points during Colorado's three NIT games. Had three steals in the Pac-12 Tournament, all three leading to break-away dunks. He led the Buffaloes in steals in five games while also leading the team in assists on for occasions. Made his collegiate debut with nine points and four assists against Drake (11/13).

**High School:** A 2018 graduate of Denver East High School, Kountz averaged 23.2 points, 4.7 rebounds, 3.8 assists and 2.5 steals as a senior. He led Colorado's largest classification in scoring as senior, helping the Angels to a 21-4 record and a spot in the Class 5A Sweet 16. Kountz was an All-Colorado selection by the Denver Post and the USA Today's Colorado State Player of the Year. He took MVP honors at the Nebraska Prep Classic and the Tarkanian Classic. Named the 2018 Denver Public Schools Player of the Year, Kountz was a two-time all-state selection and earned honorable mention as a sophomore. As a junior, Kountz helped Denver East to an 18-8 record and a spot in the Class 5A Great 8. He averaged 24.4 points, 4.9 rebounds, 3.7 assists and 2.2 steals in his prep career.

**Academics:** An Open Option major at Colorado.

**Personal:** Born Daylen Jwuan Kountz on Feb. 26, 2000, in Kansas City, Kan. He is the son of Daryl Kountz and Tameka Robinson Kountz. He has two sisters, Christa and Kandice. Both parents played college basketball, his father at Penn Valley College and his mother at Brown Mackie College. He aspires to be a professional basketball player and chose Colorado over Colorado State, Nebraska, Wichita State and Wyoming as it's "the best fit for me and close to home." Lists the biggest moment of his prep career as scoring 42 points against George Washington, one year after transferring from there.



### CAREER STATISTICS

Year	GP	GS	Min	Avg	FG	FGA	Pct	3FG	FGA	Pct	FT	FTA	Pct	Off	Def	Tot	Avg	PF	FO	A	TO	S	B	Pts	Avg
2018-19	36	2	622	17.3	71	165	.430	16	52	.308	42	65	.646	3	47	50	1.4	46	0	46	41	15	3	200	5.6



## CAREER HIGHS

**Points** - 13 at Utah (1/20/19)

**Rebounds** - 4 at Washington State (2/20/19),  
vs. Oregon State (1/31/19)

**Field Goals** - 6 at Utah (1/20/19)

**FG Attempts** - 9 four times (last vs. Norfolk  
State, 3/25/19)

**3PT Field Goals** - 2 three times (last vs.  
Norfolk State, 3/25/19)

**3PT FG Attempts** - 4 three times (last vs.  
Norfolk State, 3/25/19)

**Free Throws** - 5 vs. Oregon (2/2/19)

**FT Attempts** - 8 vs. Portland (11/28/18)

**Assists** - 4 three times (last at Stanford,  
1/26/19)

**Blocks** - 1 three times (last vs. Dayton,  
3/19/19)

**Steals** - 2 vs. Arizona State (2/13/19),  
vs. Oregon (2/2/19)

**Minutes** - 34 vs. Washington (1/12/19)

## 2018-19 GAME-BY-GAME

Team (Date)	Min	Total		3-Pt		FT-A	Pct	O	Reb.		F-O	A	TO	S	B	Pts
		FG-A	Pct	FGA	Pct				D	T						
DRAKE (11/13)	18	3-4	.750	1-2	.500	2-4	.500	0	3	3	0	4	1	0	1	9
OMAHA (11/16)	8	0-0	.000	0-0	.000	0-0	.000	0	0	0	1	1	1	0	0	0
at San Diego (11/20)	4	1-2	.500	0-0	.000	0-0	.000	0	2	2	0	1	0	0	0	2
at Air Force (11/24)	16	5-6	.833	1-1	1.000	0-2	.000	0	3	3	4	3	0	0	0	11
PORTLAND (11/28)	9	0-1	.000	0-0	.000	3-8	.375	0	1	1	2	3	1	0	0	3
COLORADO STATE (12/1)	4	1-1	1.000	0-0	.000	1-2	.500	0	0	0	0	0	0	0	0	3
SOUTH DAKOTA (12/4)	11	3-6	.500	1-1	1.000	1-2	.500	0	1	1	2	0	2	0	0	8
UIC (12/8)	2	1-2	.500	0-0	.000	0-0	.000	0	0	0	0	0	0	0	0	2
at New Mexico (12/11)	8	1-5	.200	0-0	.000	0-0	.000	0	1	1	1	1	1	1	0	8
vs. Indiana State (12/22)	8	2-3	.667	1-2	.500	0-0	.000	0	0	0	0	0	0	1	0	5
at Hawai'i (12/23)	21	1-5	.200	1-4	.250	2-2	1.000	0	0	0	2	0	0	0	0	5
vs. Charlotte (12/25)	20	4-4	1.000	2-2	1.000	2-2	1.000	0	2	2	1	1	2	1	0	12
*at Arizona (1/3)	7	0-2	.000	0-1	.000	0-0	.000	0	0	0	1	1	3	0	0	0
*at Arizona State (1/5)	25	3-9	.333	0-3	.000	4-4	1.000	0	0	0	2	1	3	1	0	10
*WASHINGTON STATE (1/10)	*23	3-9	.333	2-3	.667	0-0	.000	0	2	2	4	2	2	1	0	8
*WASHINGTON (1/12)	*34	3-7	.429	1-3	.333	1-2	.500	0	1	1	0	0	2	0	0	8
*at Utah (1/20)	27	6-9	.667	0-2	.000	1-2	.500	0	3	3	0	3	3	0	0	13
*at California (1/24)	25	2-6	.333	0-2	.000	1-2	.500	0	0	0	1	4	1	0	0	5
*at Stanford (1/26)	17	0-3	.000	0-1	.000	0-0	.000	0	2	2	3	4	2	0	0	0
*OREGON STATE (1/31)	21	2-3	.667	0-1	.000	2-5	.400	1	3	4	0	2	1	0	0	6
*OREGON (2/2)	24	3-7	.429	0-0	.000	5-6	.833	0	1	1	1	1	4	2	1	11
*at UCLA (2/6)	17	2-2	1.000	0-0	.000	2-2	1.000	0	1	1	2	0	1	1	0	6
*at USC (2/9)	13	0-2	.000	0-1	.000	0-0	.000	0	1	1	0	1	0	0	0	0
*ARIZONA STATE (2/13)	22	1-5	.200	0-0	.000	0-0	.000	0	1	1	2	2	0	2	0	2
*ARIZONA (2/17)	19	3-3	1.000	0-0	.000	1-1	1.000	0	2	2	2	1	2	0	0	7
*at Washington State (2/20)	20	3-6	.500	1-3	.333	1-1	1.000	1	3	4	1	0	1	0	0	8
*at Washington (2/23)	19	1-5	.200	0-0	.000	0-2	.000	0	2	2	0	1	1	1	0	2
*UTAH (3/2)	15	1-3	.333	0-1	.000	1-2	.500	0	1	1	0	1	0	1	0	2
*UCLA (3/7)	16	2-6	.333	1-2	.500	0-0	.000	0	3	3	2	0	2	0	0	5
*USC (3/9)	12	0-5	.000	0-2	.000	4-4	1.000	0	0	0	1	1	0	0	0	4
*vs. California (3/13)	18	3-5	.600	0-1	.000	2-4	.500	1	1	2	2	0	2	2	0	8
*vs. Oregon State (3/14)	17	1-3	.333	0-2	.000	0-0	.000	0	1	1	1	1	0	1	0	2
*vs. Washington (3/15)	20	2-6	.333	1-4	.250	0-0	.000	0	1	1	3	1	0	0	0	5
DAYTON (3/19)	26	2-5	.400	0-1	.000	2-2	1.000	0	2	2	1	3	0	0	1	6
NORFOLK STATE (3/25)	24	4-9	.444	2-4	.500	0-0	.000	0	2	2	1	1	2	0	0	10
at Texas (3/27)	30	2-6	.333	1-3	.333	4-4	1.000	0	1	1	3	1	1	0	0	9
<b>Totals</b>	<b>592</b>	<b>69-159</b>	<b>.434</b>	<b>15-49</b>	<b>.306</b>	<b>38-61</b>	<b>.623</b>	<b>3</b>	<b>46</b>	<b>49</b>	<b>43</b>	<b>45</b>	<b>40</b>	<b>15</b>	<b>3</b>	<b>191</b>
<b>Pac-12</b>	<b>356</b>	<b>35-92</b>	<b>.380</b>	<b>5-25</b>	<b>.200</b>	<b>23-33</b>	<b>.697</b>	<b>2</b>	<b>26</b>	<b>28</b>	<b>22</b>	<b>25</b>	<b>28</b>	<b>9</b>	<b>1</b>	<b>98</b>





## MADDOX DANIELS

G/F • 6-6 • 211 • Jr. • JC

Suwanee, Ga. (Florida SouthWestern State)

3

**2017-19 (Florida SouthWestern State):** Played two seasons at Florida SouthWestern State College, helping the Buccaneers to a 60-6 overall record and two NJCAA Division I National Tournament quarterfinal appearances. Averaged 11.2 points and 2.8 rebounds in 61 career games, shooting 42.9 percent from the field and 85.1 percent from the foul line. He is a career 42-percent shooter from beyond the 3-point arc, making 140 of 335 attempts. As a sophomore in 2018-19, earned All-Suncoast Conference First Team Honors averaging 13.9 points per game while shooting 43.1 percent from 3-point range. Topped the Buccaneers in minutes played (26.3 mpg) and free throw shooting at 83.3 percent (75-90). Started all 33 games in 2018-19 as the Buccaneers finished 30-3, which included an undefeated season in Suncoast Conference play. Florida SouthWestern was ranked No. 1 in the final 2018-19 NJCAA Division I national rankings before ending its season in the national quarterfinals. Earned second team all-conference honors as a freshman, averaging 7.9 points and 2.5 rebounds per game.

**High School:** A 2016 graduate of Beverly Hills (Calif.) High School, helping the Normans to a 21-9 record as a senior. Attended Montverde Academy in Florida as a junior, where his team won a national championship in 2015.

**Academics:** A Marketing major at Colorado. He earned his associate degree in Business Management at Florida SouthWestern State. A two-time Suncoast All-Academic selection and named to the NJCAA All-Academic Third Team as a freshman.

**Personal:** Born on Oct. 12, 1997, in Atlanta and the son of Kelly Daniels. Has a twin brother, Mason, and a sister, Logan. Mason played basketball with Maddox at Florida SouthWestern. His grandfather, Jim Britton, played four seasons of Major League Baseball for the Atlanta Braves and Montreal Expos and, after baseball, had a 25-year career with the FBI. He notes his mother, twin brother, and grandparents, Jim & Carolyn Britton are "the best people I know...wouldn't be here without them." Enjoys traveling, family time, fitness, nutrition and making YouTube videos.







## D'SHAWN SCHWARTZ

G/F • 6-7 • 232 • Jr. • 2L

Colorado Springs, Colo. (Sand Creek)

5

**2018-19 (Sophomore):** Saw his production increase across the board, especially in the home stretch of his sophomore campaign. Averaged 9.2 points and 3.7 rebounds while starting 35 games on the wing - he missed the opener due to a minor NCAA rules infraction during the previous summer. He was third on the team in 3-pointers made (41), fourth in scoring and assists (46) and fifth in rebounds. With Namon Wright missing the second half of the season with a foot injury, Schwartz stepped up to play the bulk of the minutes at his position. He was second on the team in overall minutes at 1,008 (28.8 mpg) and played at least 33 minutes in each of the final nine games. Shot 78 percent from the free throw line overall (56-72), but upped that mark to 83 percent (38-46) during conference play, ranking fourth in the Pac-12 during that span. His two free throws with 14 seconds left at USC (2/9) helped the Buffaloes seal the win and their first road sweep of the Southern California schools. Scored a career-high 22 points with three steals in the home game against Washington (1/12). Hit 6 of 10 from the field and all six free throw attempts against the Huskies. Averaged 13.7 points in three Postseason NIT games, ranking

second on the team. Scored 19 points aided by a career-high five 3-point field goals in the opening round win over Dayton (3/19). Overall, had 18 double-figure scoring games, leading the Buffaloes in scoring three times.

**2017-18 (Freshman):** Averaged 3.4 points and 1.8 rebounds in 13 minutes per game. He was one of just five Buffaloes to play in all 32 games and logged four starts. Shot 38 percent from 3-point range, making 18 of 47 on the season. Fourteen of his 18 3-point field goals came against Pac-12 Conference opponents and improved his 3-point accuracy to 44 percent during that span (14-32). He scored in double-digits twice, both coming in two of the bigger games of the season. He scored 10 points on 3 of 4 shooting and a pair of 3-pointers in the home win over No. 14/16 ranked Arizona (1/6). Matched that output with 10 points on a career-best four field goals in the Pac-12 Tournament win over

Arizona State (3/7). Grabbed a season-best six rebounds on three occasions, the last in the regular season finale at Utah (3/3). Made his first collegiate start against South Dakota State (12/15), a nod to his effort and performance during practices leading up to that game. Finished with four points, two rebounds and one assist in 20 minutes against the Jackrabbits.

**High School:** A 2017 graduate of Sand Creek High School. Schwartz was an All-Colorado selection by the Denver Post and All-USA Colorado pick after averaging 25.7 points and 9.8 rebounds as a senior, helping the Scorpions to 19-6 record and a spot in the Sweet 16 of the Class 4A Tournament. A McDonalds All-America nominee, he earned Class 4A All-State honors by the Denver Post, PrepHoops, Basketball Colorado and the Colorado High School Activities Association (CHSAA). A three-time All-Pikes

### CAREER HIGHS

**Points** - 22 vs. Washington (1/12/19)

**Rebounds** - 8 vs. California (3/13/19), at Arizona (1/3/19)

**Field Goals** - 7 vs. Dayton (3/19/19), vs. Washington State (1/10/19)

**FG Attempts** - 13 vs. Dayton (3/19/19), vs. UCLA (3/7/19)

**3PT Field Goals** - 5 vs. Dayton (3/19/19)

**3PT FG Attempts** - 8 vs. Dayton (3/19/19)

**Free Throws** - 6 vs. Washington (1/12/19)

**FT Attempts** - 6 vs. Utah (3/2/19), vs. Washington (1/12/19)

**Assists** - 4 vs. USC (3/9/19), vs. WSU (1/10/19)

**Blocks** - 1 six times (last vs. Norfolk State, 3/25/19)

**Steals** - 3 vs. Washington (1/12/19)

**Minutes** - 38 vs. Dayton (3/19/19), vs. Washington (1/12/19)



### CAREER STATISTICS

Year	GP	GS	Min	Avg	FG	FGA	Pct	3FG	FGA	Pct	FT	FTA	Pct	Off	Def	Tot	Avg	PF	FO	A	TO	S	B	Pts	Avg
2017-18	32	4	418	13.1	38	90	.422	18	47	.383	14	19	.737	5	54	59	1.8	33	0	9	10	3	0	108	3.4
2018-19	35	35	1008	28.8	113	259	.436	41	131	.313	56	72	.778	34	97	131	3.7	75	1	46	42	13	6	323	9.2
Totals	67	39	1426	21.3	151	349	.433	59	178	.331	70	91	.769	39	151	190	2.8	108	1	57	52	16	6	431	6.4

Peak Athletic Conference and All-Area selection, Schwartz holds Sand Creek records for points in a game (50), season (617) and career (1,693). He also holds Scorpion all-time marks in 3-pointers (327) and rebounds (723). A consensus four-star prospect, Schwartz was an ESPN100 member, rated as the 69th best player in the nation and the top player in the state of Colorado. Rivals listed Schwartz at the No. 67 spot nationally while Scout had him at 89th and the 19th best wing in the country. Schwartz also lettered in tennis, playing first doubles.

**USA Basketball:** Schwartz was one of 18 finalists for the 2016 USA Basketball Men's U17 World Championship Team. He finished as a runner-up in the 2016 USA Basketball Men's 3x3 U18 National Tournament and participated in the 2015 USA Men's Junior National Team October minicamp.

**Academics:** Majoring in Marketing at Colorado and is interested in music technology. Named to the 2018-19 Pac-12 All-Academic Second Team. One of four recipients (the freshman class winner) of the Byron R. White Leadership and Initiative Award, given to those student-athletes who have exhibited outstanding initiative and demonstrates a strong commitment to service to the CU and Boulder communities. An avid musician, he worked with CU's Academic Futures Department to submit a Community White Paper called "Building a Community via a Recording Space" where he asks the university to create a studio and recording space for students. He maintained a 4.1 GPA through four years of high school.

**Personal:** Born D'Shawn Michyel Schwartz on February 15, 1999, in Abilene, Texas. He is the son of Michael and Reshana Schwartz. He would like to play basketball in the NBA or overseas after college and become a successful music producer. Schwartz enjoys making beats (music) and some of his favorite artists include Kendrick Lamar, Travis Scott and Jay-Z. His lists the biggest moment of his prep career as scoring 50 points against Thornton in the first game of his senior year, "It was an exciting moment because it was a sign of hard work paying off, along with setting the tone for the rest of the year. It was the most fun game I've ever played. I could not miss and I felt I could keep going all night."

## 2017-18 GAME-BY-GAME

Team (Date)	Min	Total		3-Pt		FT-A	Pct	Reb.		A	TO	B	S	Pts
		FG-A	Pct	FGA	Pct			O	D					
NORTHERN COLORADO (11/10)	13	1-2	.500	0-0	.000	1-2	.500	0	0	0	3	2	0	3
DENVER (11/14)	15	3-6	.500	1-2	.500	0-1	.000	0	6	6	1	0	0	7
vs. Quinnipiac (11/17)	14	2-3	.667	0-0	.000	0-0	.000	1	2	3	1	0	0	4
vs. Drake (11/18)	6	0-2	.000	0-0	.000	0-0	.000	0	0	0	0	0	0	0
vs. Mercer (11/19)	13	1-2	.500	1-2	.500	0-1	.000	2	1	3	0	1	1	3
AIR FORCE (11/26)	19	3-4	.750	1-2	.500	0-0	.000	0	2	2	0	1	0	7
at Colorado State (12/2)	7	0-1	.000	0-0	.000	0-0	.000	0	0	0	1	0	0	0
NEW MEXICO (12/6)	15	2-5	.400	1-2	.500	1-2	.500	0	6	6	1	0	0	6
at #13/14 Xavier (12/9)	8	0-1	.000	0-1	.000	0-0	.000	0	0	0	2	0	0	0
SAN DIEGO (12/12)	6	0-0	.000	0-0	.000	0-0	.000	0	0	0	0	0	0	0
SOUTH DAKOTA STATE (12/15)	*20	2-4	.500	0-2	.000	0-0	.000	0	2	2	0	1	0	4
vs. Iowa (12/22)	*20	1-4	.250	0-2	.000	0-0	.000	1	3	4	2	0	1	2
*at Oregon State (12/29)	15	1-4	.250	1-3	.333	1-2	.500	0	3	3	2	0	1	4
*at Oregon (12/31)	14	0-3	.000	0-1	.000	0-0	.000	0	2	2	2	0	0	0
*#4/6 ARIZONA STATE (1/4)	4	0-1	.000	0-0	.000	0-0	.000	0	0	0	0	0	0	0
*#14/16 ARIZONA (1/6)	15	3-4	.750	2-3	.667	2-2	1.000	0	0	0	1	0	1	10
*at USC (1/10)	6	1-2	.500	1-1	1.000	0-0	.000	0	0	0	0	1	0	3
*at UCLA (1/13)	14	1-3	.333	1-2	.500	0-0	.000	0	2	2	3	0	0	3
*WASHINGTON STATE (1/18)	12	0-2	.000	0-1	.000	2-2	1.000	0	0	0	1	1	0	2
*WASHINGTON (1/20)	5	0-1	.000	0-1	.000	0-0	.000	0	3	3	1	0	0	0
*at #11/12 Arizona (1/25)	11	0-2	.000	0-1	.000	0-0	.000	0	2	2	0	0	0	0
*at #21/20 Arizona State (1/27)	10	2-3	.667	1-2	.500	2-2	1.000	0	1	1	2	0	0	7
*UTAH (2/2)	13	2-2	1.000	2-2	1.000	0-0	.000	0	1	1	0	0	0	6
*CALIFORNIA (2/7)	21	3-6	.500	1-3	.333	1-1	1.000	0	2	2	3	0	1	8
*STANFORD (2/11)	5	0-1	.000	0-0	.000	0-0	.000	0	1	1	0	0	0	0
*at Washington State (2/15)	8	0-0	.000	0-0	.000	0-0	.000	0	0	0	0	1	1	0
*at Washington (2/17)	*26	2-4	.500	1-3	.333	0-0	.000	0	1	1	1	0	0	5
*USC (2/21)	*14	2-2	1.000	2-2	1.000	2-2	1.000	0	2	2	0	0	1	8
*UCLA (2/25)	11	0-2	.000	0-1	.000	0-0	.000	0	1	1	0	1	0	0
*at Utah (3/3)	21	2-6	.333	0-2	.000	2-2	1.000	1	5	6	1	0	1	6
lvs. Arizona State (3/7)	16	4-7	.571	2-3	.667	0-0	.000	0	4	4	3	0	1	10
lvs. #15/17 Arizona (3/8)	21	0-1	.000	0-1	.000	0-0	.000	0	2	2	2	0	1	0
<b>Totals</b>	<b>418</b>	<b>38-90</b>	<b>.422</b>	<b>18-47</b>	<b>.383</b>	<b>14-19</b>	<b>.737</b>	<b>5</b>	<b>54</b>	<b>59</b>	<b>33</b>	<b>9</b>	<b>10</b>	<b>3 108</b>
<b>Pac-12</b>	<b>225</b>	<b>19-48</b>	<b>.396</b>	<b>12-28</b>	<b>.429</b>	<b>12-13</b>	<b>.923</b>	<b>1</b>	<b>26</b>	<b>27</b>	<b>17</b>	<b>4</b>	<b>6</b>	<b>1 62</b>

## 2018-19 GAME-BY-GAME

		Total		3-Pt		Reb.										
Team (Date)	Min	FG-A	Pct	FGA	Pct	FT-A	Pct	O	D	T	F-O	A	TO	S	B	Pts
DRAKE (11/13)		DNP-NCAA														
OMAHA (11/16)	*23	6-10	.600	2-4	.500	1-1	1.000	2	5	7	1	0	2	0	0	15
at San Diego (11/20)	*23	0-2	.000	0-1	.000	0-0	.000	1	1	2	5-1	3	0	0	1	0
at Air Force (11/24)	*23	5-9	.556	1-4	.250	0-0	.000	0	4	4	3	1	1	1	1	11
PORTLAND (11/28)	*20	1-6	.167	0-2	.000	0-0	.000	0	0	0	0	0	2	0	0	2
COLORADO STATE (12/1)	*16	0-3	.000	0-1	.000	0-0	.000	1	1	2	1	0	1	0	0	0
SOUTH DAKOTA (12/4)	*23	6-7	.857	1-2	.500	1-1	1.000	0	4	4	2	0	0	1	0	14
UIC (12/8)	*29	4-8	.500	2-4	.500	2-3	.667	1	2	3	2	0	2	0	0	12
at New Mexico (12/11)	*28	0-7	.000	0-3	.000	3-4	.750	2	4	6	1	1	0	0	0	3
vs. Indiana State (12/22)	*21	2-4	.500	0-1	.000	1-3	.333	1	5	6	1	0	3	0	0	5
at Hawai'i (12/23)	*31	1-6	.167	0-3	.000	4-4	1.000	1	2	3	3	1	2	1	0	6
vs. Charlotte (12/25)	*20	4-8	.500	1-3	.333	0-0	.000	0	2	2	2	0	1	1	0	9
*at Arizona (1/3)	*26	2-5	.400	1-2	.500	3-4	.750	2	6	8	2	2	0	0	0	8
*at Arizona State (1/5)	*21	2-6	.333	1-3	.333	5-5	1.000	2	2	4	3	2	1	0	0	10
*WASHINGTON STATE (1/10)	*31	7-12	.583	1-5	.200	1-3	.333	3	4	7	1	4	1	1	0	16
*WASHINGTON (1/12)	*38	6-10	.600	4-5	.800	6-6	1.000	0	2	2	4	1	2	3	0	22
*at Utah (1/20)	*32	4-9	.444	1-3	.333	2-2	1.000	2	2	4	3	1	1	0	1	11
*at California (1/24)	*17	1-2	.500	0-1	.000	0-0	.000	1	1	2	4	1	0	0	0	2
*at Stanford (1/26)	*29	0-2	.000	0-1	.000	2-2	1.000	0	1	1	3	1	1	2	0	2
*OREGON STATE (1/31)	*23	1-4	.250	1-4	.250	2-2	1.000	0	2	2	4	1	2	0	0	5
*OREGON (2/2)	*28	2-7	.286	0-5	.000	1-2	.500	1	2	3	3	1	2	0	0	5
*at UCLA (2/6)	*36	6-10	.600	3-7	.429	0-0	.000	1	3	4	1	1	2	1	0	15
*at USC (2/9)	*35	5-12	.417	0-4	.000	3-3	1.000	0	4	4	1	2	1	0	0	13
*ARIZONA STATE (2/13)	*34	2-8	.250	1-4	.250	1-3	.333	2	0	2	1	1	1	0	0	6
*ARIZONA (2/17)	*32	1-4	.250	1-3	.333	2-2	1.000	0	2	2	1	1	0	0	1	5
*at Washington State (2/20)	*28	2-7	.286	2-5	.400	0-0	.000	1	2	3	4	2	2	0	0	6
*at Washington (2/23)	*24	3-5	.600	2-4	.500	2-2	1.000	3	2	5	2	0	1	0	0	10
*UTAH (3/2)	*36	5-10	.500	1-4	.250	5-6	.833	0	6	6	2	1	1	0	0	16
*UCLA (3/7)	*35	6-13	.462	2-7	.286	1-2	.500	1	5	6	3	2	0	0	0	15
*USC (3/9)	*36	3-6	.500	0-2	.000	2-2	1.000	1	2	3	1	4	0	1	1	8
*vs. California (3/13)	*35	4-6	.667	3-5	.600	0-0	.000	2	6	8	2	1	2	0	0	11
*vs. Oregon State (3/14)	*34	3-8	.375	2-5	.400	3-4	.750	0	3	3	3	3	1	0	0	11
*vs. Washington (3/15)	*33	3-9	.333	2-7	.286	0-2	.000	2	1	3	2	3	5	0	0	8
DAYTON (3/19)	*38	7-13	.538	5-8	.625	0-0	.000	1	4	5	2	2	0	0	0	19
NORFOLK STATE (3/25)	*33	4-10	.400	0-3	.000	3-4	.750	0	2	2	0	2	1	1	1	11
at Texas	*37	5-11	.455	1-6	.167	0-0	.000	0	3	3	2	1	1	0	0	11
Totals	1008	113-259	.436	41-131	.313	56-72	.778	34	97	131	75-1	46	42	13	6	323
Pac-12	541	58-132	.439	21-69	.304	38-46	.826	20	48	68	43	28	18	8	3	175





## ALEXANDER STRATING

F • 6-7 • 228 • Jr. • 2L

Wassenaar, Netherlands (American School of The Hague)

10

**2018-19 (Sophomore):** Provided solid depth to Colorado's front court, playing in 29 games at 8.0 minutes an outing. Averaged just under two points per game, shooting an efficient 68.8 percent from the floor on limited attempts (22-32). He scored 22 of his season's 55 points during four postseason games. After being a healthy scratch in the Pac-12 Tournament opener against California (3/13), he had a memorable outing against Oregon State (3/14) in the quarterfinals with a career-high 10 points on 4 of 6 shooting in 16 minutes. He shot 64 percent from the field during the postseason (9-14). Saw action in all three Postseason NIT games, scoring five points with three rebounds in the first round against Dayton (3/19) and six points on 3 of 4 shooting in the second round against Norfolk State (3/25). He won the team's Tebo Family P.A.S.S. Award, recognizing the virtues of Perseverance, Attitude, Selflessness and Success.

**2017-18 (Redshirt Freshman):** Saw action in five games, scoring six points and grabbing four rebounds in seven minutes of play. Logged one start against South Dakota State (12/15), a nod to his effort and performance during practices leading up to that game. Made his official Colorado debut with four points and a rebounds vs. Denver (11/14). Had two points, one rebound and one steal in seven minutes in an exhibition win over Colorado Mines. He became a scholarship student-athlete prior to the season after joining the team as a walk-on in 2016-17.

**2016-17 (Freshman):** Sat out the 2016-17 season as a redshirt in the Colorado program, fully participating in team activities and practices.

**High School/Club:** A 2015 graduate of the American School of The Hague in his hometown of Wassenaar, The Netherlands. Played both European style club basketball at ZZ Lieden while also playing high school ball for the American School. As a 17-18 year old, played in U-24 Dutch Talent League for his club and was the leading scorer of his team. Also played for his high school in the International Schools Sports Tournament (ISST). Won the ISST's Final Tournament in Cobham (England) in his senior year in March 2015, earning MVP and All-

### CAREER HIGHS

Points - 10 vs. Oregon State (3/14/19)

Rebounds - 6 at Air Force (11/24/18)

Field Goals - 4 vs. Oregon State (3/14/19)

FG Attempts - 6 vs. Oregon State (3/14/19)

3PT Field Goals -

3PT FG Attempts -

Free Throws - 2 vs. Oregon State (3/14/19), vs. Drake (11/13/18)

FT Attempts - 4 vs. Drake (11/13/18)

Assists - 2 vs. Washington (1/12/19)

Blocks - 1 vs. UCLA (3/7/19), vs. Drake (11/13/18)

Steals - 1 vs. Dayton (3/19/19), vs. Washington (1/12/19)

Minutes - 19 at Utah (1/20/19)



### CAREER STATISTICS

Year	GP	GS	Min	Avg	FG	FGA	Pct	3FG	FGA	Pct	FT	FTA	Pct	Off	Def	Tot	Avg	PF	FO	A	TO	B	S	Pts	Avg
2017-18	5	1	7	1.4	3	5	.600	0	0	.000	0	2	.000	2	2	4	0.8	3	0	0	2	0	0	6	1.2
2018-19	29	0	231	8.0	22	32	.688	0	0	.000	11	22	.500	17	16	33	1.1	28	0	9	12	2	2	55	1.9
Totals	34	1	238	7.0	25	37	.676	0	0	.000	11	24	.458	19	18	37	1.1	31	0	9	14	2	2	61	1.8

Tournament Team honors as the tournament's leading scorer, including a 35 point outing against the International School of Brussels. Played for Canarias Basketball Academy (CBA) in Spain in his post-graduate year and played with a CBA team in the National Prep Showcase Albertus Magnus in New Haven, Conn. in November 2015. Colorado coach Tad Boyle watched him play at CBA during his visit to the Spanish Academy in the spring of 2016.

**Academics:** Majoring in Mathematics at Colorado in the Leeds School of Business. Earned honorable mention to the 2018-19 Pac-12 Men's Basketball All-Academic Team.

**Personal:** Born Dec. 24, 1996 in Quito, Ecuador. Son of Eric and Henriette Strating. Has a younger sister, Caroline. Father is a Dutch diplomat and mother a German lawyer. Lived in Ecuador, China, Australia, Spain and the Netherlands. Has an International Baccalaureate (IB) diploma from the American School of the Hague in the Netherlands. Is fluent in three languages. Selected CU because "the location, campus and academic reputation of the school, together with the possibility to play basketball in a strong conference like the Pac-12 under a top coach like Tad Boyle, formed a combination that no other interested school could match." Says biggest moment in prep career was playing well as a European player at the Prep Showcase in New Haven, Conn. in front of so many college coaches. Will try to combine business and engineering in school and a future career.

## 2017-18 GAME-BY-GAME

Team (Date)	Min	Total		3-Pt				Reb.									
		FG-A	Pct	FGA	Pct	FT-A	Pct	O	D	T	F-O	A	TO	B	S	Pts	
DENVER (11/14)	1	2-2	1.000	0-0	.000	0-0	.000	1	0	1	0	0	0	0	0	4	
SOUTH DAKOTA STATE (12/15)	*3	0-1	.000	0-0	.000	0-0	.000	0	1	1	2	0	2	0	0	0	
*at Oregon State (12/29)	1	0-0	.000	0-0	.000	0-0	.000	0	0	0	0	0	0	0	0	0	
*UTAH (2/2)	1	0-0	.000	0-0	.000	0-2	.000	1	0	1	0	0	0	0	0	0	
*at Washington (2/17)	1	1-2	.500	0-0	.000	0-0	.000	0	1	1	1	0	0	0	0	2	
<b>Totals</b>	<b>7</b>	<b>3-5</b>	<b>.600</b>	<b>0-0</b>	<b>.000</b>	<b>0-0</b>	<b>.000</b>	<b>2</b>	<b>2</b>	<b>4</b>	<b>3</b>	<b>0</b>	<b>2</b>	<b>0</b>	<b>0</b>	<b>6</b>	
<b>Pac-12</b>	<b>3</b>	<b>1-2</b>	<b>.500</b>	<b>0-0</b>	<b>.000</b>	<b>0-0</b>	<b>.000</b>	<b>1</b>	<b>1</b>	<b>2</b>	<b>1</b>	<b>0</b>	<b>0</b>	<b>0</b>	<b>0</b>	<b>2</b>	

## 2018-19 GAME-BY-GAME

Team (Date)	Min	Total		3-Pt				Reb.									
		FG-A	Pct	FGA	Pct	FT-A	Pct	O	D	T	F-O	A	TO	S	B	Pts	
DRAKE (11/13)	18	1-2	.500	0-0	.000	2-4	.500	2	1	3	2	0	1	0	1	4	
OMAHA (11/16)	1	0-0	.000	0-0	.000	1-2	.500	1	0	1	0	0	0	0	0	1	
at San Diego (11/20)	1	0-0	.000	0-0	.000	0-0	.000	0	0	0	0	0	0	0	0	0	
at Air Force (11/24)	10	1-1	1.000	0-0	.000	1-2	.500	1	5	6	3	0	0	0	0	3	
PORTLAND (11/28)	3	0-0	.000	0-0	.000	0-0	.000	0	0	0	0	1	0	0	0	0	
COLORADO STATE (12/1)		DNP	- CD														
SOUTH DAKOTA (12/4)	6	0-1	.000	0-0	.000	0-0	.000	1	1	2	1	0	0	0	0	0	
UIC (12/8)	6	0-0	.000	0-0	.000	0-0	.000	0	0	0	0	0	0	0	0	0	
at New Mexico (12/11)	9	1-1	1.000	0-0	.000	0-0	.000	0	0	0	3	1	2	0	0	3	
vs. Indiana State (12/22)		DNP	- CD														
at Hawai'i (12/23)	7	0-0	.000	0-0	.000	0-0	.000	0	0	0	0	0	0	0	0	0	
vs. Charlotte (12/25)	1	0-0	.000	0-0	.000	0-0	.000	0	0	0	0	0	0	0	0	0	
*at Arizona (1/3)	5	0-0	.000	0-0	.000	0-0	.000	0	0	0	0	0	0	0	0	0	
*at Arizona State (1/5)	9	1-1	1.000	0-0	.000	0-0	.000	0	2	2	1	0	0	0	0	2	
*WASHINGTON STATE (1/10)	4	1-1	1.000	0-0	.000	0-0	.000	0	0	0	2	1	0	0	0	2	
*WASHINGTON (1/12)	17	0-0	.000	0-0	.000	1-2	.500	0	1	1	1	2	1	1	0	1	
*at Utah (1/20)	19	1-4	.250	0-0	.000	0-0	.000	1	1	2	2	0	1	0	0	2	
*at California (1/24)		DNP	- CD														
*at Stanford (1/26)		DNP	- CD														
*OREGON STATE (1/31)	18	2-2	1.000	0-0	.000	1-2	.500	1	1	2	1	1	1	0	0	5	
*OREGON (2/2)	3	0-0	.000	0-0	.000	0-0	.000	1	0	1	0	0	0	0	0	0	
*at UCLA (2/6)	1	0-0	.000	0-0	.000	0-0	.000	0	0	0	0	0	1	0	0	0	
*at USC (2/9)	6	0-0	.000	0-0	.000	0-0	.000	0	0	0	1	0	1	0	0	0	
*ARIZONA STATE (2/13)	9	0-0	.000	0-0	.000	0-0	.000	0	0	0	3	0	1	0	0	0	
*ARIZONA (2/17)		DNP	- CD														
*at Washington State (2/20)	7	2-2	1.000	0-0	.000	0-1	.000	1	0	1	0	0	1	0	0	4	
*at Washington (2/23)	7	1-1	1.000	0-0	.000	0-0	.000	0	0	0	1	1	1	0	0	2	
*UTAH (3/2)	3	1-1	1.000	0-0	.000	1-1	1.000	1	0	1	1	0	0	0	0	3	
*UCLA (3/7)	11	1-1	1.000	0-0	.000	0-0	.000	1	1	2	3	1	1	0	1	2	
*USC (3/9)	1	0-0	.000	0-0	.000	0-2	.000	0	0	0	0	0	0	0	0	0	
vs. California (3/13)		DNP	- CD														
vs. Oregon State (3/14)	16	4-6	.667	0-0	.000	2-2	1.000	1	0	1	1	1	0	0	0	10	
vs. Washington (3/15)		DNP	- CD														
DAYTON (3/19)	10	2-3	.667	0-0	.000	1-2	.500	2	1	3	0	0	0	1	0	5	
NORFOLK STATE (3/25)	13	3-4	.750	0-0	.000	0-0	.000	1	1	2	1	0	0	0	0	6	
at Texas (3/27)	11	0-1	.000	0-0	.000	1-2	.500	2	1	3	1	0	0	0	0	1	
<b>Totals</b>	<b>231</b>	<b>22-32</b>	<b>.688</b>	<b>0-0</b>	<b>.000</b>	<b>11-22</b>	<b>.500</b>	<b>17</b>	<b>16</b>	<b>33</b>	<b>28</b>	<b>9</b>	<b>12</b>	<b>2</b>	<b>2</b>	<b>55</b>	
<b>Pac-12</b>	<b>120</b>	<b>10-13</b>	<b>.769</b>	<b>0-0</b>	<b>.000</b>	<b>3-8</b>	<b>.375</b>	<b>6</b>	<b>6</b>	<b>12</b>	<b>16</b>	<b>6</b>	<b>9</b>	<b>1</b>	<b>1</b>	<b>23</b>	







## KEESHAWN BARTHELEMY

11

G • 6-2 • 165 • Fr. • HS

Montreal, Que. (Thornlea Secondary [Toronto, Ont.])

**High School:** A 2019 graduate of Thornlea Secondary School in Toronto. He was named to the 2019 Ontario Scholastic Basketball Association (OSBA) Second Team All-Stars. Participated in the 2019 Bio Steel All-Canadian Games, which represented the top 24 players in the country. Attended the 2019 Basketball With-Out Borders camp in Charlotte, N.C., during the NBA All-Star Weekend festivities. He was rated as a four-star prospect by 247Sports.

**Canadian National Team:** Averaged 5.4 points and 2.1 assists for Canada's fourth place team at the 2018 FIBA U17 World Cup in Argentina. Had tournament highs of 10 points and five assists in Canada's quarterfinal win over Australia.

**Academics:** An Open Option major at Colorado.

**Personal:** Born on Jan. 2, 2001 in Montreal. He is the son of Jerry Barthelemy and Francesca Decopain. He has one younger sister, Lyana Rose. He reclassified from 2020 to 2019, opting to enroll at Colorado in the Fall of 2019. Also had interest from Gonzaga and Arkansas, among others. He selected Colorado due to its history of developing guards. Enjoys music and Haitian food.



## JAKUB DOMBEK

15

F • 6-11 • 210 • Fr. • RS

Ostrava, Czech Republic (Get Better Academy)

**2018-19 (Freshman):** Sat out the 2018-19 season as a redshirt in the Colorado program, fully participating in team activities and practices.

**High School:** A 2018 graduate of the Get Better Academy in Prague, Czech Republic. Relatively new to the sport, having played organized basketball only the last three to four years. Averaged 9.5 points and 7.3 rebounds in the Czech Men's First League. Colorado's coaching staff was able to watch Dombek play in prep school tournaments in Rhode Island and New York during the 2017-18 season. He won a slam dunk contest at the Young Guns GBA Invitational in December 2017.

**Academics:** An Economics major at Colorado.

**Personal:** Born Jakub Dombek on July 2, 1998, in Ostrava, Czech Republic. He is the son of Frantisek Dombek and Tamara Dombkova' and has two brothers, Jan and Maxim. He is the 16th international player for the Buffaloes since the mid-1950s and the eighth in the Tad Boyle era. Had several Get Better Academy teammates go on to NCAA Division I basketball including, Maros Zeliznak (Jacksonville State), Ilya Tyrtyschnik (Ole Miss) and Michal Kozak (Weber State). His favorite team is the Los Angeles Lakers and favorite player is Carmelo Anthony.



## EVAN BATTEY

F • 6-8 • 262 • So. • 1L

View Park, Calif. (Villa Park)

# 21

**2018-19 (Redshirt Freshman):** Made his long-anticipated Colorado debut, averaging 8.1 points and 4.4 rebounds per game. He ranked third on the team in field goal percentage (.484), tied for second in blocked shots (12) and was fourth in rebounding. Second on the team in offensive rebounds with 68, a mark that ranked 11th on the Pac-12 leaderboard (1.9 orgp). Logged his first career double-double with 12 points and 10 rebounds against Norfolk State (3/25) in the second round of the NIT. It was his second double-figure rebounding game of the season, he had a personal-best 14 in the home win over Washington State. On the offensive end he had a career-best 21 points in the home win over USC (3/9), hitting 9 of 14 from the field. He had seven rebounds in that game - six on the offensive end, which was a team season-high. His field goal shooting improved to 54.4 percent during the Pac-12 regular season (56-103). Proved to be a player that when he got hot, he was rolling. In 11 games with at least four field goals made, he shot 65 percent in those contests (58-90). Scored in double-figures 11 times while leading the Buffaloes in scoring

on four occasions. He also topped Colorado in steals six times while leading in rebounding in four contests. Averaged 7.3 points and shot 88 percent from the free throw line (14-16) in six postseason games. Winner of the team's Most Inspirational Award, voted on by his teammates. He took home the Male Freshman of the Year honor at the 19th annual CU Sports Performers of the Year (CUSPY) Awards.

**2017-18 (Freshman):** Sat out the season as an academic redshirt in the Colorado basketball program. The NCAA mandated the redshirt for Battey after he did not meet the initial eligibility requirement of graduating from high school within four years. Battey was a full participant in team activities, although he suffered a stroke in December which kept him from working out on the court during the second half of the season. He was the co-winner, along with George King, of the inaugural Tebo Family P.A.S.S. Award, recognizing the virtues of Perseverance, Attitude, Selflessness and Success. Cleared both athletically and academically, Battey played his first competitive basketball in more than two years in August 2018, traveling with the USA East Coast Team for a four-game tour of Italy.

**High School:** A 2017 graduate of Villa Park High School in the Los Angeles area. He was an All-Orange County and All-Crestview League selection as a junior in 2015-16, averaging 24 points a game for the Spartans including a 44-point effort, second-best in a single game in school history. ESPN had him rated as the No. 17 post player in the nation and 11th best player overall in the state of California. Rivals listed him as the 122nd best player in the nation while Scout had him at 132. Battey did not play basketball in 2016-17 as the California high school governing body determined he had exhausted his eight semesters of eligibility. Battey repeated the ninth grade and despite not playing in one of those years, the CIF had determined his eligibility clock had run out. Battey stayed with Villa Park team for the 2016-17 season, serving as a player-coach for the team's big men and junior varsity. He was part of the Spartans' team that placed second at the CIF Division III state championships. This spring, Battey was recognized by the Orange County Athletic



### CAREER STATISTICS

Year	GP	GS	Min	Avg	FG	FGA	Pct	3FG	FGA	Pct	FT	FTA	Pct	Off	Def	Tot	Avg	PF	FO	A	TO	B	S	Pts	Avg
2018-19	36	11	759	21.1	105	217	.484	3	16	.188	79	112	.705	68	89	157	4.4	108	5	44	38	17	12	292	8.1



Directors Association with its Athlete of Character Award. He played his freshman and sophomore seasons at the Los Angeles Center for Enriched Studies, earning All-Western League honors both years. Battey averaged 11 points and 11 rebounds as a freshman and 20 points and 14 rebounds as a sophomore, helping the Unicorns to consecutive Division IV titles. Battey played AAU ball with the Dream Vision club program out of Los Angeles.

**Academics:** Majoring in Broadcast Journalism at Colorado. He earned honorable mention to the 2018-19 Pac-12 Men's Basketball All-Academic Team. In April 2018, he was recognized at Colorado's annual Student-Athlete Academic Recognition Banquet as one of two winners of the Clancy A. Herbst, Jr., Student-Athlete Achievement Award, given to those who overcome personal, academic and/or emotional challenges or difficulties to succeed both academically and athletically.

**Personal:** Evan Earl Battey is the son of Earl Jessey Battey III and Rosalind Lewis. He has one older sister, Taylor, who attends Oregon State. His grandfather, Earl Battey, was a four-time Major League Baseball All-Star and three-time Gold Glove winner at catcher for the Minnesota Twins during his 13-year career where he also played for the Chicago White Sox and Washington Senators. He is also related to Ed Sanders, heavyweight boxer who won a Gold Medal at the 1952 Helsinki Olympics. Battey selected Colorado because it was the best fit for him and he loved the coaches and team.

## 2018-19 GAME-BY-GAME

Team (Date)	Min	Total FG-A	Pct	3-Pt FGA	Pct	FT-A	Pct	Reb. O	D	T	F-O	A	TO	B	S	Pts
DRAKE (11/13)	*21	3-6	.500	0-1	.000	2-2	1.000	0	1	1	4	1	0	1	1	8
OMAHA (11/16)	18	0-3	.000	0-1	.000	0-1	.000	2	4	6	1	0	3	0	2	0
at San Diego (11/20)	28	7-13	.538	2-3	.667	2-6	.333	1	3	4	3	1	0	1	0	18
at Air Force (11/24)	21	4-5	.800	0-0	.000	1-2	.500	2	2	4	3	2	0	2	0	9
PORTLAND (11/28)	20	4-5	.800	0-0	.000	2-2	1.000	2	3	5	2	1	2	0	0	10
COLORADO STATE (12/1)	26	3-9	.333	0-1	.000	1-1	1.000	3	2	5	4	2	0	0	0	7
SOUTH DAKOTA (12/4)	22	3-7	.429	0-2	.000	8-10	.800	2	2	4	1	4	2	1	0	14
UIC (12/8)	14	2-6	.333	0-1	.000	3-4	.750	3	0	3	4	0	1	0	0	7
at New Mexico (12/11)	20	4-6	.667	1-1	1.000	1-2	.500	3	6	9	0	0	1	0	0	10
vs. Indiana State (12/22)	25	1-6	.167	0-2	.000	6-8	.750	1	2	3	3	1	0	2	1	8
at Hawai'i (12/23)	17	2-8	.250	0-1	.000	4-5	.800	5	0	5	4	1	0	0	0	8
vs. Charlotte (12/25)	21	1-3	.333	0-1	.000	3-4	.750	1	2	3	4	0	0	0	1	5
*at Arizona (1/3)	22	4-8	.500	0-1	.000	0-0	.000	1	1	2	4	0	2	1	0	8
*at Arizona State (1/5)	24	2-4	.500	0-1	.000	3-4	.750	0	4	4	4	1	0	1	0	7
*WASHINGTON STATE (1/10)	24	1-3	.333	0-0	.000	0-1	.000	5	9	14	2	3	2	0	1	2
*WASHINGTON (1/12)	11	3-4	.750	0-0	.000	0-2	.000	1	1	2	5-1	0	1	0	0	6
*at Utah (1/20)	16	2-5	.400	0-0	.000	1-4	.250	0	2	2	5-1	0	1	1	0	5
*at California (1/24)	22	2-2	1.000	0-0	.000	1-3	.333	1	1	2	3	3	2	0	0	5
*at Stanford (1/26)	18	2-6	.333	0-0	.000	2-4	.500	5	1	6	0	1	0	0	0	6
*OREGON STATE (1/31)	20	7-9	.778	0-0	.000	2-3	.667	2	2	4	3	1	0	0	0	16
*OREGON (2/2)	18	0-3	.000	0-0	.000	2-2	1.000	1	2	3	2	0	1	2	0	2
*at UCLA (2/6)	18	1-2	.500	0-0	.000	0-0	.000	0	1	1	3	2	2	0	0	2
*at USC (2/9)	27	5-7	.714	0-0	.000	4-4	1.000	3	3	6	4	1	0	1	0	14
*ARIZONA STATE (2/13)	11	3-5	.600	0-0	.000	2-2	1.000	1	1	2	0	1	0	1	0	8
*ARIZONA (2/17)	24	3-6	.500	0-0	.000	0-1	.000	1	1	2	3	1	2	0	1	6
*at Washington State (2/20)	20	4-7	.571	0-0	.000	5-6	.833	3	4	7	5-1	1	0	0	0	13
*at Washington (2/23)	*17	2-5	.400	0-0	.000	0-0	.000	1	3	4	5-1	1	3	0	0	4
*UTAH (3/2)	*28	6-9	.667	0-0	.000	3-5	.600	1	3	4	1	1	2	1	0	15
*UCLA (3/7)	*22	0-4	.000	0-0	.000	4-4	1.000	3	3	6	4	1	1	0	1	4
*USC (3/9)	*28	9-14	.649	0-0	.000	3-4	.750	6	1	7	4	3	0	0	0	21
vs. California (3/14)	*31	2-6	.333	0-0	.000	0-0	.000	0	2	2	1	2	4	0	1	4
vs. Oregon State (3/15)	*20	4-7	.571	0-0	.000	2-3	.667	4	5	9	5-1	1	1	0	1	10
vs. Washington (3/16)	*25	3-6	.500	0-0	.000	2-2	1.000	1	1	2	3	0	1	1	0	8
DAYTON (3/19)	*22	3-5	.600	0-0	.000	2-2	1.000	1	0	1	3	1	0	0	0	8
NORFOLK STATE (3/25)	*22	3-8	.375	0-0	.000	6-7	.857	0	10	10	2	3	2	0	2	12
at Texas (3/27)	*15	0-5	.000	0-0	.000	2-2	1.000	2	1	3	4	1	1	1	0	2
<b>Totals</b>	<b>759</b>	<b>105-217</b>	<b>.484</b>	<b>3-16</b>	<b>.188</b>	<b>79-112</b>	<b>.705</b>	<b>68</b>	<b>89</b>	<b>157</b>	<b>108-5</b>	<b>44</b>	<b>38</b>	<b>17</b>	<b>12</b>	<b>292</b>
<b>Pac-12</b>	<b>370</b>	<b>56-103</b>	<b>.544</b>	<b>0-2</b>	<b>.000</b>	<b>34-49</b>	<b>.653</b>	<b>35</b>	<b>43</b>	<b>78</b>	<b>57-4</b>	<b>23</b>	<b>20</b>	<b>8</b>	<b>3</b>	<b>144</b>

## CAREER HIGHS

**Points** - 21 vs. USC (3/9/19)

**Rebounds** - 14 vs. Washington State (1/10/19)

**Field Goals** - 9 vs. USC (3/9/19)

**FG Attempts** - 14 vs. USC (3/9/19)

**3PT Field Goals** - 2 at San Diego (11/20/18)

**3PT FG Attempts** - 3 at San Diego (11/20/18)

**Free Throws** - 8 vs. South Dakota (12/4/18)

**FT Attempts** - 10 vs. South Dakota (12/4/18)

**Assists** - 4 vs. UCLA (3/7/19), vs. South Dakota (12/4/18)

**Blocks** - 2 vs. Norfolk State (3/25/19), vs. Omaha (11/16/18)

**Steals** - 2 three times (last vs. Oregon, 2/2/19)

**Minutes** - 28 three times (last vs. USC, 3/9/19)





## LUCAS SIEWERT

F • 6-10 • 232 • Sr. • 3L

Joinville, Santa Catarina, Brazil (Cathedral [L.A. Calif.])

# 23

**Career:** Enters his senior season as the most experienced Buffalo, with 98 games played, and the potential to rank among the top five all-time in that category. Has made 91 of 238 3-point field goals and at 38.2 percent is on pace to rank among the school's career top 10 in all three categories.

**2018-19 (Junior):** Recorded career season-bests at 8.9 points, 5.0 rebounds and 1.6 assists per game, playing in all 36 contests. Ranked second on the team in rebounding and 3-point percentage (.352) while ranking third in assists and fifth in scoring. Notched his first two career double-doubles in back-to-back games during the nonconference schedule. He had 18 points and a career-high 10 rebounds in the win

over Portland (11/28), hitting 5 of 9 from the field and 6 of 8 from the free throw line. Three days later, he scored 16 points and matched his personal best 10 rebounds in the rivalry win over Colorado State (12/1). He made a career-best seven field goals on just 11 attempts. Led Colorado in scoring during the Diamond Head Classic at 14.7 points per game. Scored a career-high 19 points in the overtime loss at Hawai'i (12/23) while matching his personal best with seven field goals made. Followed that up with 17 points on 6 of 13 shooting in the win over Charlotte (12/25). In all, led Colorado in scoring five times, the final coming with a 15-point performance in the home win over Arizona (2/17). He narrowly missed his third double-double, pulling down nine rebounds while also dishing out three assists and recording a personal-best two steals. Had a perfect shooting performance at Air Force (11/24) making all six field goal and two free attempts at Air Force (11/24) including a team season-best 3 of 3 from 3-point range, finishing with 17 points and eight rebounds. Scored in double-digits 15 times. Started the first 26 games of the season before coming off the bench in the final 10.

**2017-18 (Sophomore):**  
Averaged 6.8 points and 3.0 rebounds in just over 18 minutes

### CAREER HIGHS

**Points** - 19 at Hawai'i (12/23/18)

**Rebounds** - 10 vs. Colorado State (12/1/18), vs. Portland (11/28/18)

**Field Goals** - 7 at Hawai'i (12/23/18), vs. Colorado State (12/1/18)

**FG Att** - 15 at Stanford (1/26/19)

**3PT Field Goals** - 4 three times (last vs. Omaha, 11/16/18)

**3PT FG Attempts** - 7 three times (last at WSU, 2/20/19)

**Free Throws** - 7 vs. UCLA (2/25/18)

**FT Attempts** - 8 vs. Portland (11/28/18), vs. UCLA (2/25/18)

**Assists** - 4 three times (last at WSU, 2/20/19)

**Blocks** - 2 three times (last at Hawai'i, 12/23/18)

**Steals** - 2 four times (last at WSU, 2/20/19)

**Minutes** - 36 at Stanford (1/26/19)



### CAREER STATISTICS

Year	GP	GS	Min	Avg	FG	FGA	Pct	3FG	FGA	Pct	FT	FTA	Pct	Off	Def	Tot	Avg	PF	FO	A	TO	S	B	Pts	Avg
2016-17	32	3	369	11.5	30	95	.316	17	46	.370	9	14	.643	25	42	67	2.1	28	1	15	17	5	4	86	2.7
2017-18	30	1	551	18.4	66	136	.485	30	67	.448	42	51	.824	28	62	90	3.0	64	1	22	27	8	13	204	6.8
2018-19	36	26	918	25.5	113	263	.430	44	125	.352	49	66	.742	44	136	180	5.0	97	3	56	58	15	12	319	8.9
<b>Totals</b>	<b>98</b>	<b>30</b>	<b>1838</b>	<b>18.8</b>	<b>209</b>	<b>494</b>	<b>.423</b>	<b>91</b>	<b>238</b>	<b>.382</b>	<b>100</b>	<b>131</b>	<b>.763</b>	<b>97</b>	<b>240</b>	<b>337</b>	<b>3.4</b>	<b>189</b>	<b>5</b>	<b>93</b>	<b>102</b>	<b>28</b>	<b>29</b>	<b>609</b>	<b>6.2</b>



per game. Led the Buffaloes and ranked second in the Pac-12 Conference in 3-point shooting at 44.8 percent (30-67). That number was bolstered by improving his average to 47.4 percent in conference play (18-38), ranking third among league players in that span. He was second on the team in overall shooting at 48.5 percent while ranking third in 3-pointers made (30) and sixth in scoring. For the second-straight season he overcame a slow start to be one of Colorado's key contributors down the stretch. Had 10 double-figure scoring games on the season with eight of them coming in the final 11 contests of the year. During that 11-game span, he was second on the team at 11.6 points per game while topping the Buffaloes in overall field goal percentage (.506) including a whopping 18 of 35 from 3-point range (.514). He also averaged 4.1 rebounds down the stretch while hitting 85 percent from the foul line (28-33). Scored a game and career-high 17 points along with seven rebounds against Stanford (2/11) with a personal-best four 3-point field goals. Averaged 14 points over the final five games of the season, beginning with a 16-point effort against USC (2/21) where he hit 6 of 11 from the field and logged a career-high eight rebounds. He had 15 points and five rebounds, hitting 7 of 8 from the free throw line on Senior Day vs. UCLA (2/25) as the Buffs clinched their first season sweep of the Bruins. He averaged 14 points and shot 50 percent (8-16) in Colorado's two Pac-12 Tournament games, wrapping up his season with 16 points and four assists vs. top seeded Arizona (3/8).

**2016-17 (Freshman):** Averaged 2.7 points and 2.1 rebounds in just under 12 minutes per game as a first-year Buffalo. He started to pick up steam the second half of the season, improving his season numbers to 5.1 points and 3.0 rebounds over the final 11 games of the regular season. Siewert had nine points on a perfect 3 of 3 from 3-point range, with five rebounds in his collegiate debut against Sacramento State (11/11), but his numbers and minutes were limited for most of the nonconference season. Siewert scored 56 of his season's 86 points during Pac-12 games, shooting 46 percent from 3-point range during that span (11 of 24). He made three starts, all coming during Pac-12 play. In his second start, in the home win over

## 2016-17 GAME-BY-GAME

Team (Date)	Min	Total FG-A	Pct	3-Pt FGA	Pct	FT-A	Pct	O	D	T	F-O	A	TO	B	S	Pts
SACRAMENTO STATE (11/11)	17	3-4	.750	3-3	1.000	0-0	.000	0	5	5	0	0	1	0	0	9
^ SEATTLE U. (11/14)	8	0-3	.000	0-0	.000	0-0	.000	1	0	1	1	0	1	0	0	0
^ ULM (11/17)	17	1-7	.143	0-0	.000	0-0	.000	4	2	6	1	0	0	1	0	2
^ vs. Notre Dame (11/21)	8	2-4	.500	0-2	.000	0-0	.000	0	0	0	1	0	0	0	0	4
^ vs. #22/21 Texas (11/22)	11	1-4	.250	1-3	.333	0-0	.000	1	1	2	0	0	0	0	1	3
WOFORD (11/27)	17	0-3	.000	0-2	.000	0-0	.000	0	0	0	1	1	1	0	0	0
COLORADO STATE (11/30)	10	0-1	.000	0-1	.000	0-0	.000	0	3	3	1	0	0	0	0	0
at Portland (12/3)	8	0-1	.000	0-0	.000	0-0	.000	1	0	1	0	0	0	0	0	0
#13/14 XAVIER (12/7)	13	0-3	.000	0-2	.000	0-0	.000	0	1	1	0	1	1	0	0	0
at BYU (12/10)	8	2-3	.667	1-2	.500	0-0	.000	0	0	0	0	0	0	0	0	5
FORT HAYS STATE (12/17)	17	1-4	.250	0-2	.000	0-0	.000	1	3	4	0	0	1	1	0	2
at Air Force (12/19)	4	0-0	.000	0-0	.000	0-2	.000	0	0	0	2	1	0	0	0	0
EASTERN WASHINGTON (12/22)	4	0-1	.000	0-1	.000	0-0	.000	0	0	0	1	0	0	0	0	0
*at Utah (1/1)	9	0-1	.000	0-0	.000	0-0	.000	2	1	3	2	0	1	0	1	0
*at Arizona State (1/5)		DNP - CD														
*at #17/17 Arizona (1/7)	5	0-0	.000	0-0	.000	0-0	.000	0	1	1	0	0	0	1	0	0
*#4/4 UCLA (1/12)	2	0-1	.000	0-0	.000	0-0	.000	1	0	1	0	0	0	0	0	0
*#25/25 USC (1/15)	2	0-0	.000	0-0	.000	0-0	.000	0	0	0	0	0	0	0	0	0
*at Washington (1/18)		DNP - CD														
*at Washington State (1/21)	3	0-2	.000	0-1	.000	0-0	.000	0	0	0	0	0	0	0	0	0
*OREGON STATE (1/26)	*9	1-3	.333	1-1	1.000	0-0	.000	4	1	5	0	0	0	0	0	3
*#10/10 OREGON (1/28)	12	1-1	1.000	1-1	1.000	2-2	1.000	1	1	2	1	1	0	0	0	5
*at Stanford (2/2)	12	1-3	.333	0-1	.000	1-2	.500	1	3	4	2	2	2	0	0	3
*at California (2/5)	*18	2-4	.500	1-3	.333	2-2	1.000	1	0	1	5-1	0	0	0	0	7
*WASHINGTON (2/9)	*30	5-10	.500	2-3	.667	0-0	.000	1	5	6	2	0	2	0	2	12
*WASHINGTON STATE (2/12)	20	1-2	.500	0-1	.000	0-0	.000	2	4	6	2	2	2	0	0	2
*at Oregon State (2/16)	13	0-3	.000	0-2	.000	0-0	.000	0	1	1	0	0	1	0	0	0
*at #7/8 Oregon (2/18)	13	1-2	.500	1-2	.500	0-0	.000	0	2	2	1	1	1	1	0	3
*UTAH (2/23)	13	2-5	.400	1-3	.333	0-0	.000	1	0	1	0	1	0	0	0	5
*STANFORD (3/2)	21	4-6	.667	4-5	.800	3-4	.750	1	2	3	1	2	0	0	0	15
*CALIFORNIA (3/4)	12	0-4	.000	0-1	.000	1-2	.500	0	2	2	2	1	0	0	0	1
vs. Washington State (3/8)	5	0-2	.000	0-0	.000	0-0	.000	1	0	1	0	0	1	0	0	0
vs. #7/7 Arizona (3/9)	13	0-1	.000	0-0	.000	0-0	.000	1	1	2	0	1	0	0	0	0
! at UCF (3/15)	15	2-7	.286	1-4	.250	0-0	.000	0	3	3	2	1	2	0	1	5
<b>Totals</b>	<b>369</b>	<b>30-95</b>	<b>.316</b>	<b>17-46</b>	<b>.370</b>	<b>9-14</b>	<b>.643</b>	<b>25</b>	<b>42</b>	<b>67</b>	<b>28-1</b>	<b>15</b>	<b>17</b>	<b>4</b>	<b>5</b>	<b>86</b>
<b>Pac-12</b>	<b>194</b>	<b>18-47</b>	<b>.383</b>	<b>11-24</b>	<b>.458</b>	<b>9-12</b>	<b>.750</b>	<b>15</b>	<b>23</b>	<b>38</b>	<b>18-1</b>	<b>10</b>	<b>9</b>	<b>2</b>	<b>3</b>	<b>56</b>

## 2017-18 GAME-BY-GAME

Team (Date)	Min	Total FG-A	Pct	3-Pt FGA	Pct	FT-A	Pct	O	D	T	F-O	A	TO	B	S	Pts
NORTHERN COLORADO (11/10)	16	2-4	.500	1-1	1.000	0-2	.000	3	3	6	1	0	1	1	0	5
DENVER (11/14)	15	2-3	.667	1-2	.500	2-2	1.000	1	6	7	3	0	0	2	0	7
vs. Quinnipiac (11/17)	*31	3-7	.429	1-4	.250	0-0	.000	2	2	4	2	3	0	1	0	7
vs. Drake (11/18)	16	2-3	.667	1-2	.500	2-2	1.000	0	3	3	1	2	1	1	0	7
vs. Mercer (11/19)		DNP - INJ														
AIR FORCE (11/26)		DNP - INJ														
at Colorado State (12/2)	6	0-1	.000	0-1	.000	0-0	.000	0	1	1	1	1	0	0	0	0
NEW MEXICO (12/6)	16	1-2	.500	1-2	.500	0-0	.000	0	3	3	4	0	1	1	1	3
at #13/14 Xavier (12/9)	17	0-2	.000	0-2	.000	0-0	.000	3	1	4	2	0	0	0	0	0
SAN DIEGO (12/12)	17	0-2	.000	0-1	.000	4-4	1.000	1	2	3	2	0	0	0	0	4
SOUTH DAKOTA STATE (12/15)	27	6-9	.667	2-4	.500	0-0	.000	0	4	4	2	2	2	1	0	14
vs. Iowa (12/22)	11	1-1	1.000	1-1	1.000	0-0	.000	0	1	1	5-1	0	1	0	0	3
*at Oregon State (12/29)	18	0-2	.000	0-1	.000	0-0	.000	0	1	1	1	0	0	0	0	0
*at Oregon (12/31)	19	1-3	.333	1-3	.333	0-0	.000	1	0	1	3	0	2	0	0	3
*#4/6 ARIZONA STATE (1/4)	16	1-3	.333	1-2	.500	4-4	1.000	0	0	0	2	0	0	0	0	7
*#14/16 ARIZONA (1/6)	13	0-0	.000	0-0	.000	0-0	.000	0	0	0	2	0	0	0	1	0
*at USC (1/10)	7	0-1	.000	0-1	.000	0-0	.000	0	1	1	2	1	1	0	0	0
*at UCLA (1/13)	15	0-1	.000	0-1	.000	0-0	.000	0	1	1	1	2	0	0	0	0
*WASHINGTON STATE (1/18)	24	4-6	.667	1-2	.500	2-4	.500	1	3	4	4	0	1	0	1	11
*WASHINGTON (1/20)	9	1-4	.250	0-1	.000	0-0	.000	0	1	1	0	0	1	0	1	2
*at #11/12 Arizona (1/25)	7	1-1	1.000	1-1	1.000	0-0	.000	0	0	0	2	1	3	0	0	3
*at #21/20 Arizona State (1/27)	22	4-5	.800	0-1	.000	2-2	1.000	0	2	2	3	2	0	1	0	10
*UTAH (2/2)	23	3-10	.300	3-7	.429	4-4	1.000	0	3	3	1	1	1	0	2	13
*CALIFORNIA (2/7)	22	2-4	.500	1-1	1.000	1-2	.500	1	1	2	0	2	3	2	0	6
*STANFORD (2/11)	30	5-7	.714	4-6	.667	3-4	.750	2	5	7	1	0	1	0	0	17
*at Washington State (2/15)	20	2-4	.500	1-2	.500	1-1	1.000	0	2	2	2	0	0	0	0	6
*at Washington (2/17)	18	3-9	.333	0-2	.000	0-0	.000	2	0	2	2	1	1	0	0	6
*USC (2/21)	17	6-11	.545	2-2	1.000	2-3	.667	5	3	8	3	1	0	0	0	16
*UCLA (2/25)	23	3-5	.600	2-2	1.000	7-8	.875	3	2	5	2	0	1	0	1	15
*at Utah (3/3)	28	5-10	.500	1-3	.333	0-1	.000	2	5	7	2	2	2	1	1	11
! vs. Arizona State (3/7)	18	4-6	.667	2-3	.667	2-2	1.000	1	3	4	4	1	1	1	0	12
! vs. #15/17 Arizona (3/8)	30	4-10	.400	2-6	.333	6-6	1.000	0	3	3	4	0	3	1	0	16
<b>Totals</b>	<b>551</b>	<b>66-136</b>	<b>.485</b>	<b>30-67</b>	<b>.448</b>	<b>42-51</b>	<b>.824</b>	<b>28</b>	<b>62</b>	<b>90</b>	<b>64-1</b>	<b>22</b>	<b>27</b>	<b>13</b>	<b>8</b>	<b>204</b>
<b>Pac-12</b>	<b>331</b>	<b>41-86</b>	<b>.477</b>	<b>18-38</b>	<b>.474</b>	<b>26-33</b>	<b>.788</b>	<b>17</b>	<b>30</b>	<b>47</b>	<b>33</b>	<b>13</b>	<b>17</b>	<b>4</b>	<b>7</b>	<b>126</b>

Washington (2/9) he scored 12 points on 5 of 10 from the field and matched a season-best with six rebounds. Also had six rebounds with a pair of assists against Washington State (2/12). Siewert scored a season-high 15 points and had a pair of assists in the home win over Stanford (3/2). He hit 4-of-5 from 3-point range against the Cardinal, with his four 3-pointers matching the team's season-high.

**High School:** A 2016 graduate of Cathedral High School in Los Angeles. He played three full three seasons, and part of a fourth, at Cathedral High School where he averaged 23 points, 8 rebounds and nearly two assists per game as a senior for the Phantoms who reached the CIF-Southern Section Division 3AA quarterfinals. Siewert led the Del Rey League in rebounding and ranked second in scoring while earning All-CIF Division 3AA First Team honors. Helped Cathedral to a league championship in 2014. In all, Siewert was a three-time All-Del Rey League pick. He is the school's all-time leading scorer, eclipsing 1,000 total points during his career. He was a Top 150 player in the nation in the class of 2016 according to Rivals.com. Played for the Compton Magic Club Team.

**Brazil Basketball:** Represented his country at the 2014 U18 Americas Championships where he averaged 9.4 points and 3.4 rebounds over five games. He also played for Brazil at the 2014 Nike International Junior Tournament in Milan.

**Academics:** An Ethnic Studies major. He earned a Pre Calculus Scholar Award as a senior.

**Personal:** Born Lucas Saul Siewert, he's the son of Osni and Silvia Siewert. He has two siblings Marcos and Saulo. Siewert grew up in Brazil but moved to Los Angeles for his four years of high school. He also enjoys soccer and would like to pursue a professional career in basketball and later in business. Siewert selected Colorado because it was in the "best interest for my basketball and career alike." Lists his biggest prep moment as playing in the state region finals.

## 2018-19 GAME-BY-GAME

Team (Date)	Min	Total		3-Pt		FT-A		Reb.		A	TO	S	B	Pts
		FG-A	Pct	FGA	Pct	FT-A	Pct	O	D					
DRAKE (11/13)	*22	4-4	1.000	2-2	1.000	1-3	.333	0	3	3	3	1	0	0
OMAHA (11/16)	*26	6-10	.600	4-6	.667	0-0	.000	1	4	5	4	1	3	0
at San Diego (11/20)	*23	3-9	.333	1-3	.333	0-0	.000	1	2	3	4	2	3	1
at Air Force (11/24)	*22	6-6	1.000	3-3	1.000	2-2	1.000	1	7	8	2	2	4	1
PORTLAND (11/28)	*27	5-9	.556	2-4	.500	6-8	.750	2	8	10	2	0	3	0
COLORADO STATE (12/1)	*32	7-11	.636	2-4	.500	0-1	.000	2	8	10	1	1	2	0
SOUTH DAKOTA (12/4)	*25	2-5	.400	0-2	.000	0-0	.000	1	5	6	3	2	0	0
UIC (12/8)	*26	3-5	.600	0-1	.000	2-2	1.000	1	1	2	3	1	4	1
at New Mexico (12/11)	*20	3-6	.500	2-4	.500	4-4	1.000	2	4	6	4	0	0	0
vs. Indiana State (12/22)	*22	3-9	.333	0-3	.000	2-2	1.000	0	1	1	3	2	3	1
at Hawai'i (12/23)	*27	7-14	.500	1-4	.250	4-7	.571	0	3	3	4	0	0	0
vs. Charlotte (12/25)	*32	6-13	.462	3-5	.600	2-2	1.000	1	4	5	3	2	2	0
*at Arizona (1/3)	*29	3-7	.429	3-5	.600	2-2	1.000	1	3	4	3	1	2	0
*at Arizona State (1/5)	*31	1-9	.111	1-5	.200	0-0	.000	4	1	5	3	0	0	1
*WASHINGTON STATE (1/10)	*25	2-6	.333	1-4	.250	3-6	.500	2	2	4	4	1	2	0
*WASHINGTON (1/12)	*26	4-10	.400	0-1	.000	0-0	.000	3	2	5	5-1	2	3	0
*at Utah (1/20)	*29	5-9	.556	2-2	1.000	1-2	.500	3	3	6	0	2	1	0
*at California (1/24)	*32	6-11	.545	2-4	.500	4-4	1.000	0	3	3	2	1	2	0
*at Stanford (1/26)	*36	6-15	.400	0-4	.000	1-2	.500	1	3	4	1	2	3	0
*OREGON STATE (1/31)	*32	2-8	.250	1-5	.200	0-0	.000	1	7	8	5-1	2	0	0
*OREGON (2/2)	*32	4-6	.667	1-3	.333	1-1	1.000	0	6	6	3	0	0	1
*at UCLA (2/6)	*30	2-6	.333	1-4	.250	0-0	.000	0	4	4	1	4	2	1
*at USC (2/9)	*22	3-6	.500	2-5	.400	4-5	.800	1	5	6	5-1	1	4	0
*ARIZONA STATE (2/13)	*34	2-9	.222	2-7	.286	0-0	.000	1	3	4	2	4	1	0
*ARIZONA (2/17)	*28	5-8	.625	2-5	.400	3-3	1.000	4	5	9	3	3	1	2
*at Washington State (2/20)	*24	1-10	.100	1-7	.143	0-0	.000	0	0	0	2	4	1	2
*at Washington (2/23)	20	2-5	.400	0-1	.000	0-0	.000	2	5	7	1	3	1	0
*UTAH (3/2)	18	1-5	.200	1-4	.250	1-2	.500	2	1	3	4	1	1	0
*UCLA (3/7)	25	2-4	.500	1-2	.500	0-0	.000	0	3	3	3	3	1	0
*USC (3/9)	20	1-3	.333	0-1	.000	2-2	1.000	0	5	5	1	1	1	0
vs. California (3/13)	20	1-6	.167	0-2	.000	0-0	.000	2	3	5	0	1	1	0
vs. Oregon State (3/14)	26	0-5	.000	0-3	.000	0-2	.000	1	5	6	2	3	2	1
vs. Washington (3/15)	20	2-4	.500	1-2	.500	0-0	.000	4	4	8	4	1	1	0
DAYTON (3/19)	17	1-4	.250	1-4	.250	0-0	.000	0	5	5	2	0	2	1
NORFOLK STATE (3/25)	19	2-4	.500	1-3	.333	2-2	1.000	0	6	6	3	2	0	0
at Texas (3/27)	19	0-2	.000	0-1	.000	2-2	1.000	0	2	2	2	0	1	0
<b>Totals</b>	<b>918</b>	<b>113-263</b>	<b>.430</b>	<b>44-125</b>	<b>.352</b>	<b>49-66</b>	<b>.742</b>	<b>44</b>	<b>136</b>	<b>180</b>	<b>97-3</b>	<b>56</b>	<b>58</b>	<b>15</b>
<b>Pac-12</b>	<b>492</b>	<b>52-137</b>	<b>.380</b>	<b>21-69</b>	<b>.304</b>	<b>22-29</b>	<b>.759</b>	<b>25</b>	<b>61</b>	<b>86</b>	<b>48-3</b>	<b>35</b>	<b>27</b>	<b>9</b>







## ELI PARQUET

G • 6-3 • 195 • So. • 1L

Beaumont, Texas (West Brook)

# 24

**2018-19 (Freshman):** Averaged just over one point and one rebound per game as a first-year Buffalo. Played in 26 games, logging 8.4 minutes per contest. He had 10 blocks on the season, one of four Buffs to reach double-digits on the season and the only guard. Eight of his 10 blocks came during Pac-12 Conference regular season games, ranking second on the squad. Made two starts, the initial assignment coming at Arizona State (1/5) where he played a season-most 21 minutes. Also got the starting nod at Utah (1/20) with two points and a rebound in 17 minutes. Missed 10 games during the season, seven of which were due to an injury spanning the final games of the Pac-12 regular season and Pac-12 Tournament. Returned to action in the NIT second round win over Norfolk State (3/25) with three points in 10 minutes. Had started to emerge as a defensive stalwart for the Buffaloes just prior to his injury. He played 20 minutes at Washington (2/23), recording two steals and two assists.

**High School:** A 2018 graduate of West Brook High School, Parquet averaged 17.0 points, 5.0 rebounds and 3.0 steals per game as a senior. He was the District 22-6A MVP helping the Bruins to an undefeated district record in Texas' largest classification. He was also named all-region as West Brook finished 28-4 overall. Parquet was a member of the Beaumont Enterprise 2018 Super Gold Boys Basketball Team. He was forced to sit out his junior season at West Brook after transferring from Hardin-Jefferson where he was a two-time all-district performer. As a freshman, he was the District 24-4A Newcomer of the Year. Parquet played for the Team S.T.A.G.E club program.

**Academics:** Majoring in Sociology at Colorado.

**Personal:** Born Elijah Eugene Parquet on Sept. 7, 1999 in Beaumont, Texas. He is the son of Randell and Lenae Parquet. His father is a U.S. Navy Veteran. He has two older siblings, a sister Jemila Lee and brother Randell II. He would like to play in the NBA. Chose Colorado over a dozen schools including Virginia Tech, Louisiana Tech, Rice and Houston, because "I feel like it was the best fit for me and (the Buffaloes) recruited me the hardest."



### CAREER STATISTICS

Year	GP	GS	Min	Avg	FG	FGA	Pct	3FG	FGA	Pct	FT	FTA	Pct	Off	Def	Tot	Avg	PF	FO	A	TO	S	B	Pts	Avg
2018-19	26	2	219	8.4	11	41	.268	5	21	.238	3	7	.429	8	18	26	1.0	23	0	8	13	6	10	30	1.2

## 2018-19 GAME-BY-GAME

Team (Date)	Min	Total		3-Pt		FT-A	Pct	Reb.		T	F-O	A	TO	S	B	Pts
		FG-A	Pct	FGA	Pct			O	D							
DRAKE (11/13)	17	2-4	.500	1-1	1.000	0-0	.000	1	2	3	0	0	2	0	0	5
OMAHA (11/16)	4	0-0	.000	0-0	.000	0-0	.000	0	0	0	0	0	0	0	0	0
at San Diego (11/20)	1	0-1	.000	0-1	.000	0-0	.000	0	0	0	0	0	0	0	0	0
at Air Force (11/24)	12	2-5	.400	2-4	.500	0-2	.000	1	1	2	1	2	0	0	1	6
PORTLAND (11/28)	7	1-1	1.000	1-1	1.000	0-0	.000	0	0	0	1	0	1	0	1	3
COLORADO STATE (12/1)		DNP - CD														
SOUTH DAKOTA (12/4)	9	0-1	.000	0-1	.000	0-0	.000	0	0	0	2	0	0	0	0	0
UIC (12/8)	2	0-0	.000	0-0	.000	0-0	.000	0	0	0	0	0	0	0	0	0
at New Mexico (12/11)		DNP - CD														
vs. Indiana State (12/22)	4	0-0	.000	0-0	.000	0-0	.000	0	0	0	0	0	0	0	0	0
at Hawai'i (12/23)	6	0-2	.000	0-2	.000	0-0	.000	0	0	0	0	0	0	0	0	0
vs. Charlotte (12/25)	11	1-2	.500	0-1	.000	0-0	.000	1	0	1	2	0	0	1	0	2
*at Arizona (1/3)	11	0-3	.000	0-0	.000	0-0	.000	1	0	1	0	0	0	0	2	0
*at Arizona State (1/5)	*21	1-5	.200	0-4	.000	0-0	.000	1	1	2	1	1	4	2	1	2
*WASHINGTON STATE (1/10)	12	1-2	.500	1-1	1.000	0-0	.000	0	1	1	0	1	0	0	1	3
*WASHINGTON (1/12)	1	0-0	.000	0-0	.000	0-0	.000	0	0	0	0	0	0	0	0	0
*at Utah (1/20)	*17	1-3	.333	0-0	.000	0-0	.000	1	0	1	3	0	0	0	0	2
*at California (1/24)	7	0-0	.000	0-0	.000	0-0	.000	0	2	2	1	1	2	0	1	0
*at Stanford (1/26)	3	0-0	.000	0-0	.000	0-0	.000	0	1	1	0	0	0	0	0	0
*OREGON STATE (1/31)	3	0-0	.000	0-0	.000	0-0	.000	0	0	0	0	1	0	0	0	0
*OREGON (2/2)	14	0-2	.000	0-1	.000	0-0	.000	0	5	5	1	0	1	0	2	0
*at UCLA (2/6)	1	0-0	.000	0-0	.000	0-0	.000	0	0	0	1	0	0	0	0	0
*at USC (2/9)	8	0-1	.000	0-1	.000	1-2	.500	1	2	3	1	0	0	0	0	1
*ARIZONA STATE (2/13)		DNP - CD														
*ARIZONA (2/17)	6	0-0	.000	0-0	.000	0-0	.000	0	0	0	1	0	0	0	1	0
*at Washington State (2/20)	9	1-3	.333	0-1	.000	1-1	1.000	1	1	2	0	0	1	1	0	3
*at Washington (2/23)	20	0-3	.000	0-0	.000	0-0	.000	0	1	1	4	2	1	2	0	0
*UTAH (3/2)		DNP - INJ														
*UCLA (3/7)		DNP - INJ														
*USC (3/9)		DNP - INJ														
vs. California (3/13)		DNP - INJ														
vs. Oregon State (3/14)		DNP - INJ														
vs. Washington (3/15)		DNP - INJ														
DAYTON (3/19)		DNP - INJ														
NORFOLK STATE (3/25)	10	1-1	1.000	0-0	.000	1-2	.500	0	0	0	3	0	1	0	0	3
at Texas (3/27)	4	0-2	.000	0-2	.000	0-0	.000	0	1	1	1	0	0	0	0	0
<b>Totals</b>	<b>219</b>	<b>11-41</b>	<b>.268</b>	<b>5-21</b>	<b>.238</b>	<b>3-7</b>	<b>.429</b>	<b>8</b>	<b>18</b>	<b>26</b>	<b>23</b>	<b>8</b>	<b>13</b>	<b>6</b>	<b>10</b>	<b>30</b>
<b>Pac-12</b>	<b>133</b>	<b>4-22</b>	<b>.182</b>	<b>1-8</b>	<b>.125</b>	<b>2-3</b>	<b>.667</b>	<b>5</b>	<b>14</b>	<b>19</b>	<b>13</b>	<b>6</b>	<b>9</b>	<b>5</b>	<b>8</b>	<b>11</b>



## CAREER HIGHS

**Points** - 6 at Air Force (11/24/18)

**Rebounds** - 5 vs. Oregon (2/2/19)

**Field Goals** - 2 at Air Force (11/24/18),  
vs. Drake (11/13/18)

**FG Attempts** - 5 at Arizona State (1/5/18),  
at Air Force (11/24/18)

**3PT Field Goals** - 2 at Air Force (11/24/18)

**3PT FG Attempts** - 4 at Arizona State (1/5/18),  
at Air Force (11/24/18)

**Free Throws** - 1 at Washington State (2/20/19),  
at USC (2/9/19)

**FT Attempts** - 2 at USC (2/9/19), at Air Force  
(11/24/18)

**Assists** - 2 at Air Force (11/24/18)

**Blocks** - 2 vs. Oregon (2/2/19), at Arizona  
(1/3/19)

**Steals** - 2 at Arizona State (1/5/18)

**Minutes** - 21 at Arizona State (1/5/18)





## MCKINLEY WRIGHT IV

G • 6-0 • 196 • Jr. • 2L

North Robbinsdale, Minn. (Champlin Park)

# 25

**Career:** Colorado's active career leader in points (910) and assists (342). Enters the season ninth in career assists and 41st in points, well on pace to become the 35th player in history to reach the 1,000-point plateau. Has scored in double figures in 53 of 67 games and dished out at least five assists in 39 outings.

**2018-19 (Sophomore):** Earned All-Pac-12 First Team honors averaging 13.0 points, 4.8 assists and 1.1 steals over 35 games. Also given an honorable mention nod to the Pac-12's All-Defensive Team. Led the Buffaloes in assists, steals and 3-point percentage (.365), while ranking second in scoring, field goal shooting (.494) and free throw

percentage (.807) and third in rebounding (4.9 rpg). On the Pac-12 leaderboard, he was third in assists, eighth in free throw percentage, 10th in assist-to-turnover ratio (1.5), 12th in field goal percentage and 17th in scoring. His field goal shooting was the second-best among back court players in the Pac-12. Dotted the conference leaderboard for the second consecutive season despite playing through the entire Pac-12 schedule and postseason with a torn labrum in his left shoulder (22 games). Despite the injury, he missed just one game - and just one start for that matter - at Utah (1/20), and led the Buffaloes in overall minutes played at 1,137 (32.5 mpg). His 167 assists tied for sixth on CU's single-season list and he led the Buffaloes in assists in 31 games. Scored in double figures in 26 games while leading the team in scoring 12 times. He had five 20-point games including a season-high 24 points in the win over Arizona State (2/13). He shot 9 of 12 from the field while dishing out eight assists and grabbing five rebounds against the Sun Devils. Named to the Pac-12 All-Tournament team averaging 14.0 points, 6.3 rebounds and 3.7 assists per game. He made all 12 free throw attempts at Pac-12 Tournament, including 8 for 8 vs. Oregon State. Had 18 points, tying a personal-best with four 3-pointers made in the opening

### CAREER HIGHS

**Points** - 30 vs. South Dakota State (12/15/17)

**Rebounds** - 10 vs. New Mexico (12/6/17)

**Field Goals** - 10 vs. South Dakota State (12/15/17)

**FG Attempts** - 19 vs. South Dakota State (12/15/17)

**3PT Field Goals** - 4 vs. California (3/13/19), at Colorado State (12/2/17)

**3PT FG Attempts** - 8 at Colorado State (12/2/17)

**Free Throws** - 11 vs. California (2/7/18)

**FT Attempts** - 14 vs. California (2/7/18)

**Assists** - 11 three times (last vs. Colorado State, 12/1/18)

**Blocks** - 3 at Arizona State (1/27/18)

**Steals** - 3 three times (last at Arizona State, 1/5/18)

**Minutes** - 44 at Hawai'i (12/23/18)



### CAREER STATISTICS

Year	GP	GS	Min	Avg	FG	FGA	Pct	3FG	FGA	Pct	FT	FTA	Pct	Off	Def	Tot	Avg	PF	FO	A	TO	S	B	Pts	Avg
2017-18	32	31	1042	32.6	166	368	.451	28	92	.304	94	122	.770	52	97	149	4.7	49	1	175	94	31	14	454	14.2
2018-19	35	35	1137	32.5	161	326	.494	38	104	.365	96	119	.807	28	145	173	4.9	58	0	167	108	39	7	456	13.0
<b>Totals</b>	<b>67</b>	<b>66</b>	<b>2179</b>	<b>32.5</b>	<b>327</b>	<b>694</b>	<b>.471</b>	<b>66</b>	<b>196</b>	<b>.337</b>	<b>190</b>	<b>241</b>	<b>.788</b>	<b>80</b>	<b>242</b>	<b>322</b>	<b>4.8</b>	<b>107</b>	<b>1</b>	<b>342</b>	<b>202</b>	<b>70</b>	<b>21</b>	<b>910</b>	<b>13.6</b>

round win over California. Finished with 17 points in the quarterfinal win over Oregon State, grabbing five rebounds and dishing out four assists. In six total postseason games, averaged 13 points, 5.5 rebounds and 4.2 assists, while shooting 44 percent from the field, 48 percent from 3-point range and an outstanding 95 percent from the line (18-19). Recorded his fifth career double-double, and fourth of the points-assists variety, with 18 points and 11 assists in the win over Colorado State (12/1). Received the Chauncey Billups Award s the team MVP while also taking the Jay Humphries Assist Award, winning both for the second-straight season.

**2017-18 (Freshman):** Put together one of the greatest freshman seasons in program history, leading the Buffaloes at 14.2 points, 5.5 assists and 1.0 steal per game. He also topped the team in field goals made and attempted (166-368) while ranking third in rebounding (4.7 rpg) and fourth in blocks (14). Named to the 2017-18 Pac-12 Conference All-Freshman Team while earning honorable mention to both the main All-Pac-12 Team and All-Defensive Team. He set Colorado's freshman record for assists in a season with 175, breaking Chauncey Billups' mark of 143 set in 1995-96. His 175 assists are second all-time at Colorado in a season, regardless of class status. He scored 454 points, the fourth most by a freshman in CU history. His 14.2 points average ranks sixth among freshmen in one season. He became just the seventh freshman to lead the Buffaloes in scoring since 1972 and 14th to average at least 10 points in that same time frame. On the Pac-12 charts, he was third in assists, seventh in assist-to-turnover ratio (1.9) and sixth in scoring. Topped all Pac-12 freshmen in assists and assist-to-turnover ratio and was third in scoring. He was named Pac-12 Player of the Week and National Freshman of the Week (by the USBWA & CBS) after averaging 17.5 points and 7.5 assists in Colorado's back-to-back wins over No. 4/6 Arizona State (1/4) and No. 14/16 Arizona (1/6). Scored 19 points and dished out five assists against Arizona State and followed that up with 16

## 2017-18 GAME-BY-GAME

		Total		3-Pt		Reb.										
Team (Date)	Min	FG-A	Pct	FGA	Pct	FT-A	Pct	O	D	T	F-O	A	TO	B	S	Pts
NORTHERN COLORADO (11/10)	*31	5-14	.357	0-3	.000	0-2	.000	0	4	4	0	3	3	2	1	10
DENVER (11/14)	*25	6-10	.600	0-1	.000	0-1	.000	1	2	3	2	2	3	1	2	12
vs. Quinnipiac (11/17)	*32	8-12	.667	3-5	.600	2-3	.667	1	4	5	3	2	4	1	2	21
vs. Drake (11/18)	*29	9-12	.750	1-1	1.000	2-3	.667	2	3	5	5-1	9	1	0	1	21
vs. Mercer (11/19)	*34	3-9	.333	1-4	.250	4-4	1.000	0	4	4	1	7	1	1	1	11
AIR FORCE (11/26)	*34	5-9	.556	1-1	1.000	8-8	1.000	1	4	5	0	2	5	1	0	19
at Colorado State (12/2)	*36	7-15	.467	4-8	.500	1-3	.333	3	5	8	1	4	2	0	1	19
NEW MEXICO (12/6)	*35	5-10	.500	0-1	.000	2-2	1.000	3	7	10	0	4	5	1	0	12
at #13/14 Xavier (12/9)	*36	7-15	.467	1-5	.200	1-2	.500	2	2	4	2	5	2	1	0	16
SAN DIEGO (12/12)	*27	3-10	.300	1-2	.500	5-6	.833	2	1	3	4	1	3	0	2	12
SOUTH DAKOTA STATE (12/15)	40	10-19	.526	1-3	.333	9-10	.900	4	5	9	1	11	4	1	2	30
vs. Iowa (12/22)	*35	6-11	.545	3-5	.600	6-8	.750	1	1	2	0	6	0	0	3	21
*at Oregon State (12/29)	*35	3-14	.214	1-7	.143	0-1	.000	4	2	6	2	6	4	0	0	7
*at Oregon (12/31)	*29	5-13	.385	0-2	.000	3-4	.750	1	1	2	1	7	4	0	1	13
*#4/6 ARIZONA STATE (1/4)	*37	8-15	.533	0-3	.000	3-4	.750	3	0	3	2	5	5	0	2	19
*#14/16 ARIZONA (1/6)	*34	5-11	.455	0-1	.000	6-7	.857	2	2	4	2	10	7	0	1	16
*at USC (1/10)	*34	2-9	.222	1-1	1.000	2-2	1.000	3	1	4	1	4	5	0	0	7
*at UCLA (1/13)	*30	1-8	.125	0-2	.000	2-2	1.000	1	0	1	1	7	2	0	0	4
*WASHINGTON STATE (1/18)	*30	6-10	.600	0-2	.000	5-6	.833	0	4	4	0	5	2	0	2	17
*WASHINGTON (1/20)	*35	4-14	.286	1-4	.250	1-2	.500	3	2	5	1	5	1	0	2	10
*at #11/12 Arizona (1/25)	*30	6-9	.667	2-2	1.000	1-2	.500	0	2	2	1	7	2	0	0	15
*at #21/20 Arizona State (1/27)	*32	1-10	.100	0-4	.000	0-0	.000	0	3	3	3	7	2	3	1	2
*UTAH (2/2)	*32	8-12	.667	1-3	.333	4-4	1.000	1	2	3	2	4	1	1	0	21
*CALIFORNIA (2/7)	*34	3-7	.429	0-1	.000	11-14	.786	3	3	6	0	5	3	0	1	17
*STANFORD (2/11)	*33	4-15	.267	1-2	.500	1-3	.333	3	3	6	2	7	3	0	0	10
*at Washington State (2/15)	*33	5-10	.500	0-2	.000	6-7	.857	3	4	7	3	6	1	1	1	16
*at Washington (2/17)	*27	4-10	.400	1-3	.333	1-2	.500	1	6	7	0	1	3	0	0	10
*USC (2/21)	*37	5-12	.417	2-4	.500	0-0	.000	1	1	2	2	6	4	0	1	12
*UCLA (2/25)	*32	4-13	.308	0-2	.000	2-4	.500	0	4	4	3	8	3	0	2	10
*at Utah (3/3)	*35	7-11	.636	0-4	.000	2-2	1.000	1	5	6	3	3	5	0	1	16
lvs. Arizona State (3/7)	*37	8-14	.571	2-3	.667	2-2	1.000	2	6	8	1	11	2	0	1	20
lvs. #15/17 Arizona (3/8)	*22	3-5	.600	0-1	.000	2-2	1.000	0	4	4	0	5	2	0	0	8
Totals	1042	166-368	.451	28-92	.304	94-122	.770	52	97	149	49-1	175	94	14	31	454
Pac-12	589	81-203	.399	10-49	.204	50-66	.758	30	45	75	29	103	57	5	15	222

## 2018-19 GAME-BY-GAME

		Total		3-Pt		Reb.										
Team (Date)	Min	FG-A	Pct	FGA	Pct	FT-A	Pct	O	D	T	F-O	A	TO	S	B	Pts
DRAKE (11/13)	*25	6-9	.667	0-2	.000	5-6	.833	0	2	2	2	6	2	2	0	17
OMAHA (11/16)	*28	3-7	.429	0-1	.000	7-8	.875	1	1	2	1	5	5	1	0	13
at San Diego (11/20)	*36	5-13	.385	1-5	.200	3-4	.750	2	5	7	4	6	4	2	0	14
at Air Force (11/24)	*27	1-4	.250	0-1	.000	3-4	.750	0	6	6	0	5	4	2	0	5
PORTLAND (11/28)	*26	7-11	.636	2-3	.667	6-6	1.000	2	5	7	1	3	3	1	0	22
COLORADO STATE (12/1)	*35	8-12	.750	0-1	.000	2-3	.667	1	6	7	2	11	2	2	0	18
SOUTH DAKOTA (12/4)	*29	4-9	.444	1-2	.500	2-3	.667	1	5	6	1	6	1	2	1	11
UIC (12/8)	*31	6-15	.400	1-5	.200	8-8	1.000	2	4	6	2	9	5	3	0	21
at New Mexico (12/11)	*32	6-12	.500	0-1	.000	0-3	.000	1	7	8	2	3	3	0	0	12
vs. Indiana State (12/22)	*33	5-10	.500	0-3	.000	0-2	.000	0	3	3	2	5	4	0	0	10
at Hawai'i (12/23)	*44	9-12	.750	2-3	.667	0-1	.000	2	6	8	2	5	7	1	0	20
vs. Charlotte (12/25)	*31	1-6	.167	0-3	.000	0-0	.000	2	3	5	2	5	3	1	0	2
*at Arizona (1/3)	*34	6-10	.600	2-4	.500	3-4	.750	1	5	6	0	3	6	2	1	17
*at Arizona State (1/5)	*31	3-9	.333	1-4	.250	5-7	.714	0	2	2	1	3	2	3	2	12
*WASHINGTON STATE (1/10)	*31	5-8	.625	0-2	.000	0-0	.000	0	2	2	2	7	3	2	0	10
*WASHINGTON (1/12)	*12	1-2	.500	0-0	.000	0-0	.000	1	0	1	0	2	0	0	0	2
*at Utah (1/20)	DNP - INJ															
*at California (1/24)	*30	3-7	.429	2-3	.667	0-0	.000	0	4	4	3	4	3	0	0	8
*at Stanford (1/26)	*35	6-12	.500	1-2	.500	1-2	.500	0	4	4	2	4	1	1	0	14
*OREGON STATE (1/31)	*29	6-7	.857	1-2	.500	5-8	.625	0	3	3	4	4	3	0	0	18
*OREGON (2/2)	*24	2-6	.333	1-3	.333	4-4	1.000	0	6	6	2	2	2	0	0	9
*at UCLA (2/6)	*32	3-9	.333	2-4	.500	4-4	1.000	1	3	4	0	8	1	0	0	12
*at USC (2/9)	*38	9-14	.643	1-5	.200	1-1	1.000	2	6	8	1	3	2	0	0	20
*ARIZONA STATE (2/13)	*39	9-12	.750	1-3	.333	5-6	.833	1	5	6	3	8	4	1	0	24
*ARIZONA (2/17)	*32	5-10	.500	1-2	.500	3-3	1.000	0	3	3	1	2	5	1	0	14
*at Washington State (2/20)	*33	5-12	.417	1-3	.333	2-2	1.000	3	4	7	1	7	1	2	0	13
*at Washington (2/23)	*35	2-5	.400	0-2	.000	0-1	.000	1	2	3	2	5	3	1	0	4
*UTAH (3/2)	*37	3-10	.300	2-4	.500	2-2	1.000	0	2	2	3	3	2	2	0	10
*UCLA (3/7)	*32	3-8	.375	1-2	.500	2-2	1.000	1	8	9	2	5	2	0	1	9
*USC (3/9)	*39	5-11	.455	2-4	.500	5-6	.833	0	3	3	2	3	1	1	0	17
vs. California (3/13)	*35	7-9	.778	4-6	.667	0-0	.000	1	6	7	2	3	5	1	1	18
vs. Oregon State (3/14)	*36	4-8	.500	1-2	.500	8-8	1.000	0	5	5	1	4	2	0	0	17
vs. Washington (3/15)	*39	1-10	.100	1-6	.167	4-4	1.000	1	6	7	2	4	4	1	1	7
DAYTON (3/19)	*37	6-14	.429	2-4	.500	5-5	1.000	1	2	3	2	5	4	2	0	19
NORFOLK STATE (3/25)	*32	2-4	.500	2-3	.667	0-0	.000	0	5	5	0	6	4	1	0	6
at Texas (3/27)	*37	4-9	.444	2-4	.500	1-2	.500	0	6	6	1	3	5	1	0	11
Totals	1137	161-326	.494	38-104	.365	96-119	.807	28	145	173	58	167	108	39	7	456
Pac-12	543	76-152	.500	19-49	.388	42-52	.808	11	62	73	29	73	41	16	4	213



points and 10 assists against the Wildcats as the Buffaloes defeated AP Top 15 teams in back-to-back games for the first time in program history. He is just the second Colorado freshman to earn a conference Player of the Week Award, joining Billups who was honored by the Big Eight in December 1995. He had four double-doubles, three of the points-assists variety with the latter tying a school single-season record. Set career and team season-highs with 30 points and 11 assists in the double-overtime win over South Dakota State (12/15). Just missed the program's fourth triple-double by pulling down nine rebounds against SDSU, ironically the only game that he came off the bench. Named MVP of the Paradise Jam - the first freshman to earn that honor - averaging 17.7 points, 6.0 assists and shooting 61 percent. Hit a game-winning 3-pointer at the buzzer during the first round win over Quinnipiac (11/17). Logged the final of his four double-doubles with 20 points and 11 assists in the Pac-12 Tournament win over Arizona State (3/7) - and again flirting with a triple-double with eight rebounds. Scored double-digits in 27 of 32 games, leading the Buffaloes in scoring 13 times while pacing the squad in assists 28 times. He logged double-digits in scoring the first 12 games of his career, the most since Alec Burks had 20 to start his career in 2009-10. Named the Chauncey Billups Award winner as the team MVP while also taking the Jay Humphries Assist Award at the end of the season.



**High School:** A 2017 graduate of Champlin Park High School. Named 2017 Mr. Minnesota Basketball after averaging 23 points, 8.1 rebounds and 7.8 assists for the Rebels who finished 31-1 and second place at the Class 4A state tournament. A three-time Northwest Suburban All-Conference selection, Wright shot 62 percent from the field and 80 percent from the free throw line as a senior. He is Champlin Park's all-time leader in scoring, rebounds assists and steals. Wright was the Minneapolis Star-Tribune's Metro Player of the Year as a senior and second team All-Metro as a junior. He helped his team to four Northwest Suburban Conference titles with an outstanding overall record of 108-12. A four-year letterwinner and two-time team captain, he also helped the Rebels to a 31-1 record in 2015 and a state runner up finish.

**Academics:** An Ethnic Studies major at Colorado

**Personal:** McKinley Wright IV was born October 25, 1998, in Minnesota. He is the son of McKinley Wright III and Yolanda Hitchcock. He lists the biggest moment of his prep career as setting Champlin Park's single-game scoring record with 46 points against rival DeLaSalle (he also had 14 rebounds and eight assists in that game). His favorite professional teams include the Los Angeles Lakers and Portland Trail Blazers and his favorite athletes are Kobe Bryant and Damian Lillard. He choose Colorado because of the opportunity to play in the Pac-12 Conference and the coaching staff and teammates made him feel like family.



## DALLAS WALTON

F/C • 7-0 • 235 • Jr. • 1L

Arvada, Colo. (Arvada West)

# 35

**2018-19 (Sophomore):** Missed the season after suffering a torn ACL in his right knee during preseason practice in October.

**2017-18 (Redshirt Freshman):** Averaged 5.7 points, 3.4 rebounds and 1.1 blocks in just under 19 minutes per game. He led Colorado with 34 blocked shots, ranking 10th in the Pac-12 Conference. All but seven of his blocks came during conference play, ranking sixth in the league during that span (1.4 bpg). Saw limited action in the first six games of the season, but was inserted into the starting lineup when senior forward Tory Miller-Stewart went down with a season-ending injury. He made his initial start at Colorado State (12/2), scoring six points and grabbing three rebounds in 16 minutes. He would go on to start 25 of 26 games, coming off the bench against Iowa (12/22), a game in which he scored a then personal-best 13 points on 6 of 10 shooting. Played a major role in one of the

biggest wins of the season, scoring 15 points on a perfect 7 of 7 from the field against No. 14/16 Arizona (1/6), playing toe-to-toe with the Wildcats' formidable front court of Deandre Ayton, the future No. 1 pick in the 2018 NBA Draft, and Dusan Ristic, a solid veteran 7-footer. Scored 13 points and had a team season-best four blocked shots at home against Washington (1/20). Set a career-high with 16 points at Washington State (2/15) hitting 8 of 8 from the free throw line, matching the team's season-best

### CAREER HIGHS

**Points** - 16 at Washington State (2/15/18)

**Rebounds** - 8 at Arizona State (1/27/18), vs. New Mexico (12/6/17)

**Field Goals** - 7 vs. Arizona (1/6/18)

**FG Attempts** - 13 vs. Washington (1/20/18)

**3PT Field Goals** - 1 five times (last vs. Arizona, 3/8/18)

**3PT FG Attempts** - 2 vs. Arizona (3/8/18), vs. USC (2/21/18)

**Free Throws** - 8 at Washington State (2/15/18)

**FT Attempts** - 8 at Washington State (2/15/18)

**Assists** - 4 vs. USC (2/21/18)

**Blocks** - 4 vs. Washington (1/20/18)

**Steals** - 1 seven times (last at Utah, 3/3/18)

**Minutes** - 31 vs. Washington (1/20/18)



### CAREER STATISTICS

Year	GP	GS	Min	Avg	FG	FGA	Pct	3FG	FGA	Pct	FT	FTA	Pct	Off	Def	Tot	Avg	PF	FO	A	TO	B	S	Pts	Avg
2017-18	30	25	557	18.6	70	152	.461	5	13	.385	26	37	.703	27	75	102	3.4	59	1	21	28	34	7	171	5.7



in that category. Made 5 of 13 3-pointers on the season, in fact his first collegiate points came on a 3-pointer vs. Denver (11/14). Earned the team's Most Improved Player Award at the end of the season.

**2016-17 (Freshman):** Sat out the 2016-17 season as a redshirt in the Colorado program, fully participating in team activities and practices.

**High School:** A 2016 graduate of Arvada West High School. He earned All-Jefferson County Conference first team honors as a senior averaging 16.1 points, 10.2 rebounds and 2.8 blocked shots for the Wildcats. He helped Arvada West to a 17-9 overall record and a spot in the "Sweet 16" of the Colorado Class 5A State Tournament. Walton had 14 double-doubles in 26 games recording season highs of 24 points against George Washington and 18 rebounds against Smoky Hill. He shot 61 percent from the field and 73 percent from the free throw line earning honorable mention to the Class 5A All-State team. His senior year was even more impressive considering he missed his entire junior season after two ACL tears in his left knee with in 10 months of each other. Walton played club basketball for the Chauncey Billups Elite Basketball Academy from seventh grade through 10th grade, helping the team win a national championship at the 2014 Jayhawk Invitational.

**Academics:** Majoring in Strategic Communication with an emphasis in Advertising at Colorado. He carried a 3.97 GPA in high school and was named to the Academic All-State First Team.

**Personal:** Born in Denver, he is the son of Matthew and Normena Walton. He has a younger sister, Ella. An uncle, Gregory Walton, was a three-year letterwinner on the CU track & field team, participating in the high jump. He enjoys the piano and playing 2K & FIFA with friends. Walton chose CU because "I grew up wanting to be a Buff. Hometown is 20 minutes away and a lot of family went here. It's also a good fit for me and what I want to do."

## 2017-18 GAME-BY-GAME

Team (Date)	Min	FG-A	Pct	3-Pt	Pct	FT-A	Pct	O	D	T	F-O	A	TO	B	S	Pts
NORTHERN COLORADO (11/10)	2	0-0	.000	0-0	.000	0-0	.000	0	2	2	0	0	1	0	0	0
DENVER (11/14)	12	1-3	.333	1-1	1.000	2-2	1.000	2	2	4	0	2	2	0	0	5
vs. Quinnipiac (11/17)		DNP - CD														
vs. Drake (11/18)		DNP - CD														
vs. Mercer (11/19)	7	2-3	.667	0-0	.000	0-0	.000	1	1	2	1	0	1	1	0	4
AIR FORCE (11/26)	14	0-0	.000	0-0	.000	0-0	.000	0	0	0	2	0	0	0	0	0
at Colorado State (12/2)	*16	3-3	1.000	0-0	.000	0-0	.000	0	2	2	3	0	0	1	0	6
NEW MEXICO (12/6)	*15	1-3	.333	0-0	.000	0-0	.000	2	6	8	5-1	2	2	1	1	2
at #13/14 Xavier (12/9)	*19	1-4	.250	0-1	.000	2-2	1.000	1	1	2	2	0	1	2	0	2
SAN DIEGO (12/12)	*15	1-2	.500	1-1	1.000	4-6	.667	1	2	3	2	0	0	1	0	6
SOUTH DAKOTA STATE (12/15)	*8	2-2	1.000	0-0	.000	0-0	.000	0	3	3	0	0	0	0	0	4
vs. Iowa (12/22)	21	6-10	.600	0-0	.000	1-2	.500	1	1	2	3	0	0	1	1	13
*at Oregon State (12/29)	*22	2-4	.500	0-0	.000	1-2	.500	1	4	5	3	0	3	2	0	5
*at Oregon (12/31)	*18	1-4	.250	1-1	1.000	0-0	.000	2	4	6	1	1	1	0	0	3
*#4/6 ARIZONA STATE (1/4)	*19	0-4	.000	0-1	.000	2-5	.400	2	5	7	3	1	2	3	0	2
*#14/16 ARIZONA (1/6)	*25	7-7	1.000	1-1	1.000	0-0	.000	0	1	1	1	0	0	2	1	15
*at USC (1/10)	*24	1-4	.250	0-0	.000	0-1	.000	1	3	4	2	0	1	1	0	2
*at UCLA (1/13)	*12	3-5	.600	0-0	.000	0-0	.000	1	0	1	2	0	0	0	0	6
*WASHINGTON STATE (1/18)	*16	1-2	.500	0-0	.000	1-1	1.000	0	1	1	1	1	1	1	0	3
*WASHINGTON (1/20)	*31	6-13	.462	0-0	.000	1-2	.500	0	5	5	2	2	0	4	0	13
*at #11/12 Arizona (1/25)	*22	2-5	.400	0-0	.000	0-0	.000	0	2	2	4	1	0	1	0	4
*at #21/20 Arizona State (1/27)	*19	3-10	.300	0-1	.000	0-0	.000	4	4	8	1	1	1	1	0	6
*UTAH (2/2)	*21	1-5	.200	0-1	.000	0-0	.000	1	4	5	2	0	2	1	1	2
*CALIFORNIA (2/7)	*25	4-6	.667	0-0	.000	0-0	.000	2	5	7	2	1	3	2	1	8
*STANFORD (2/11)	*19	2-5	.400	1-1	1.000	1-1	1.000	0	2	2	1	0	0	0	1	6
*at Washington State (2/15)	*28	4-6	.667	0-0	.000	8-8	1.000	2	4	6	2	0	2	2	0	16
*at Washington (2/17)	*27	3-9	.333	0-0	.000	2-2	1.000	0	0	0	4	3	2	2	0	8
*USC (2/21)	*23	3-9	.333	0-2	.000	0-0	.000	1	0	1	0	4	1	2	0	6
*UCLA (2/25)	*21	2-5	.400	0-0	.000	0-1	.000	0	7	7	3	2	1	1	0	4
*at Utah (3/3)	*20	3-8	.375	0-0	.000	1-2	.500	2	1	3	2	0	0	0	1	7
lvs. Arizona State (3/7)	*17	2-5	.400	0-0	.000	0-0	.000	0	1	1	3	0	0	0	0	4
lvs. #15/17 Arizona (3/8)	*19	3-6	.500	1-2	.500	0-0	.000	0	2	2	2	0	1	2	0	7
<b>Totals</b>	<b>557</b>	<b>70-152</b>	<b>.461</b>	<b>5-13</b>	<b>.385</b>	<b>26-37</b>	<b>.703</b>	<b>27</b>	<b>75</b>	<b>102</b>	<b>59-1</b>	<b>21</b>	<b>28</b>	<b>34</b>	<b>7</b>	<b>171</b>
<b>Pac-12</b>	<b>392</b>	<b>48-111</b>	<b>.432</b>	<b>3-8</b>	<b>.375</b>	<b>17-25</b>	<b>.680</b>	<b>19</b>	<b>52</b>	<b>71</b>	<b>36</b>	<b>17</b>	<b>20</b>	<b>25</b>	<b>5</b>	<b>116</b>





## AJ MARTINKA

G • 6-5 • 210 • Jr. • 2L  
Stanwood, Wash. (Stanwood)

# 12

**2018-19 (Sophomore):** Saw action in the closing minutes of six games, including the NIT second round win over Norfolk State (3/25). Grabbed four rebounds on the season, two of which came in the season-opener against Drake (11/13).

**2017-18 (Freshman):** Played in one game, making his collegiate debut in the final minute of the home win over Utah (2/2). Joined the program as a walk-on in August 2017, just in time to join the team for its tour of Italy.

**High School:** A 2017 graduate of Stanwood High School. He averaged 16 points, five rebounds and four assists as a senior at Stanwood High School earning Class 3A All-State honors from the Washington Coaches Association. Martinka scored 1,053 points for Stanwood, ranking has the fourth leading scorer in team history. He also holds team marks for games played (106) and games won (86). Helped Stanwood to four Wesco League titles, a district championship (2015) and three state top seven finishes, highlighted by a fourth place showing in 2017. A three-time All-Wesco League

performer he was Stanwood's Male Athlete of the Year as a senior. Also played two seasons on the football team as a wide receiver with 10 career touchdown receptions.

**Academics:** A History major at Colorado. He was a four-year member of the academic honor roll in high school.

**Personal:** Born Anthony Martinka on Jan. 11, 1999 in Houston. The son of Reid and Leigh Martinka, he has one younger sister, Devon. He is interested in corporate health and wellness as a profession. Martinka once worked as a sales associate for Polo Ralph Lauren. He enjoys working out, watching Netflix and hanging out with friends and family. His favorite professional teams are the Seattle Seahawks and the Cleveland Cavaliers.

### CAREER STATISTICS

Year	GP	GS	Min	Avg	FG	FGA	Pct	3FG	FGA	Pct	FT	FTA	Pct	Off	Def	Tot	Avg	PF	FO	A	TO	B	S	Pts	Avg
2017-18	1	0	1	1.0	0	0	.000	0	0	.000	0	0	.000	0	0	0	0.0	1	0	0	1	0	0	0	0.0
2018-19	6	0	8	1.3	0	3	.000	0	0	.000	0	0	.000	1	3	4	0.7	1	0	0	2	0	0	0	0.0
Totals	7	0	9	1.3	0	3	.000	0	0	.000	0	0	.000	1	3	4	0.6	2	0	0	3	0	0	0	0.0



## FRANK RYDER

F • 6-10 • 232 • Jr. • RS  
Boulder, Colo. (Fairview/San Diego)

# 30

**2018-19 (Sophomore):** Enrolled at Colorado for the 2018 fall semester and joined the men's basketball team as a walk-on. Sat out the 2018-19 season due to NCAA transfer rules. Officially has two years of eligibility remaining beginning with the 2019-20 season, but would be eligible to apply for a medical hardship waiver, returning a third year.

**2016-18 (San Diego):** Appeared in 25 games as a true freshman in 2016-17, averaging 4.1 points and 1.7 rebounds per game. He shot 47.5 percent from the field (38-80) and 73 percent from the free throw line. Ryder scored double-digits in three games, including a season-high 16 points in USD's home win over UC Santa Barbara. He did not play basketball in 2017-18 due to medical concerns, although he remained as a student at USD for the fall semester before returning home to Colorado.

**High School:** A 2016 graduate of Fairview High School, Ryder averaged 21.0 points and 7.8 rebounds for the Knights as a senior. He returned to Fairview after playing his sophomore and junior seasons at IMG Academy in Florida. Ryder averaged 15.0 points, 9.0 rebounds and 3.0 blocks as a sophomore. His junior season was cut short due to an illness and he transferred back to Colorado. Ryder played for the Colorado Titans club team, averaging 17.0 points and 12.0 rebounds while shooting 64 percent.

**Academics:** An Economics major at Colorado.

**Personal:** Born Frank Peter Ryder on Sept. 10, 1997, in Boulder. He is the son of Doug and Stephana Ryder, and has one sister, Georgina, a graduate student at the University of Denver. Ryder cites being close to home and the coaching staff as his reasons for joining the Buffaloes. He aspires to have a career in professional basketball. His favorite team is the Los Angeles Lakers and his favorite player is LeBron James.





## AIDAN MCQUADE

G • 6-2 • 195 • Jr. • 1L

Loveland, Colo. (Loveland)

33

**2018-19 (Sophomore):** Played in six games, making his collegiate debut in the season-opener against Drake (11/13). Logged one rebound, on the defensive end against South Dakota (12/4). Joined the team as a walk-on in the spring of 2018. Enrolled at Colorado the previous two academic years. Although he did not play basketball for the Buffaloes during that time, he is very familiar with the program, serving as a student manager for the women's basketball team for two seasons.

**High School:** A 2016 graduate of Loveland High School, he was a three-sport letter winner, competing in basketball, football and track & field. Lettered three times in basketball, playing center for Loveland. McQuade was named all-area and earned honorable mention to the all-conference team in football as a wide receiver and defensive back, helping Loveland finish second in Class 4A in 2015. Competed in long jump, high jump and triple jump in track and field.

**Academics:** Seeking his master's degree in Integrative Physiology. He finished his undergrad in three years, earning his bachelor's in Integrative Physiology in May 2019. He earned eight All-State Academic First Team honors in high school, three each for basketball and track and twice in football.

**Personal:** Born Aidan McQuade on Aug. 5, 1998 in Denver. He is the son of Paul and Mary McQuade. He has two younger sisters, Ava and Livia. He would like to work in emergency medicine after graduation. His favorite professional teams include the Denver Nuggets, Denver Broncos and Colorado Rockies. Enjoys basketball, music and spending time with friends and family. He worked as an intern for CU Athletics' Marketing & Promotions department.

### CAREER STATISTICS

Year	GP	GS	Min	Avg	FG	FGA	Pct	3FG	FGA	Pct	FT	FTA	Pct	Off	Def	Tot	Avg	PF	FO	A	TO	B	S	Pts	Avg
2018-19	6	0	7	1.2	0	1	.000	0	1	.000	0	0	.000	0	1	1	0.2	2	0	0	0	0	0	0	0.0



## BENAN ERSEK

G • 6-2 • 185 • So. • 1L

Vienna, Austria (Kent Denver)

34

**2018-19 (Freshman):** Played in six games, making his collegiate debut in the win over Drake (11/13). Joined the program as a walk-on in the fall of 2018.

**High School:** A 2018 graduate of Kent Denver High School. Helped the Sun Devils to a 19-5 record as a senior and a spot in the Colorado Class 3A Sweet 16. He was a three-year starter at Kent Denver, leading the team in assists and was second in rebounding. Ersek also played tennis for the Sun Devils.

**Academics:** A Business major at Colorado.

**Personal:** Born Benan Ersek on Dec. 1, 1999, in Vienna. He is the son of Hikmet and Nayantara Ersek and has one sister, Aina. Ersek lived in Vienna until his family moved to Colorado when he was in middle school. His father played basketball professionally in Turkey and Austria and also has an uncle and cousin who played overseas. He enjoys golf, traveling and languages. His favorite teams are the Denver Nuggets and Liverpool F.C. in the Premier League. Chose to come to Colorado "because I can do the most for this school, and it can do the most for me."

### CAREER STATISTICS

Year	GP	GS	Min	Avg	FG	FGA	Pct	3FG	FGA	Pct	FT	FTA	Pct	Off	Def	Tot	Avg	PF	FO	A	TO	B	S	Pts	Avg
2018-19	6	0	8	1.3	0	0	.000	0	0	.000	0	0	.000	0	1	1	0.2	2	0	0	1	0	0	0	0.0

## 2019-20 COLORADO MEN'S BASKETBALL SCHEDULE

DATE	OPPONENT	LOCATION	TIME (MST)	TV
<b>Saturday, Oct. 26</b>	<b>POMONA-PITZER (Exh.)</b>	<b>BOULDER</b>	<b>1 p.m.</b>	
<i>Wednesday, Nov. 6 (in U.S.)</i>	<i>vs. Peking University (Exh.)</i>	<i>Suzhou, China</i>	<i>1 a.m.</i>	
<i>Friday, Nov. 8 (in U.S.)</i>	<i>#-vs. Arizona State</i>	<i>Shanghai, China</i>	<i>8:30 p.m.</i>	ESPN2
<b>Saturday, Nov. 16</b>	<b>SAN DIEGO</b>	<b>BOULDER</b>	<b>8 p.m.</b>	<b>PAC12</b>
<b>Monday, Nov. 18</b>	<b>^ -UC IRVINE</b>	<b>BOULDER</b>	<b>7 p.m.</b>	<b>PAC12</b>
<i>Sunday, Nov. 24</i>	<i>^ -vs. Wyoming</i>	<i>Las Vegas, Nev.</i>	<i>6 p.m.</i>	ESPN3
<i>Tuesday, Nov. 26</i>	<i>^ -vs. TCU/Clemson</i>	<i>Las Vegas, Nev.</i>	<i>7/9:30 p.m.</i>	TBA/ESPN2
<b>Saturday, Nov. 30</b>	<b>SACRAMENTO STATE</b>	<b>BOULDER</b>	<b>7 p.m.</b>	<b>PAC12</b>
<b>Wednesday, Dec. 4</b>	<b>LOYOLA MARYMOUNT</b>	<b>BOULDER</b>	<b>8 p.m.</b>	<b>PAC12</b>
<i>Saturday, Dec. 7</i>	<i>at Kansas</i>	<i>Lawrence, Kan.</i>	<i>5 p.m.</i>	ESPN2
<b>Tuesday, Dec. 10</b>	<b>NORTHERN IOWA</b>	<b>BOULDER</b>	<b>7 p.m.</b>	<b>PAC12</b>
<i>Friday, Dec. 13</i>	<i>at Colorado State</i>	<i>Fort Collins, Colo.</i>	<i>6 p.m.</i>	CBSSN
<b>Thursday, Dec. 19</b>	<b>PRAIRIE VIEW A&amp;M</b>	<b>BOULDER</b>	<b>6:30 p.m.</b>	<b>PAC12</b>
<i>Saturday, Dec. 21</i>	<i>\$ -vs. Dayton</i>	<i>Chicago, Ill.</i>	<i>4:30 p.m.</i>	CBSSN
<b>Sunday, Dec. 29</b>	<b>IONA</b>	<b>BOULDER</b>	<b>12 p.m.</b>	<b>PAC12</b>
<b>Thursday, Jan. 2</b>	<b>*OREGON</b>	<b>BOULDER</b>	<b>7 p.m.</b>	<b>ESPN2</b>
<b>Sunday, Jan. 5</b>	<b>*OREGON STATE</b>	<b>BOULDER</b>	<b>4 p.m.</b>	<b>ESPNU</b>
<b>Sunday, Jan. 12</b>	<b>*UTAH</b>	<b>BOULDER</b>	<b>4 p.m.</b>	<b>ESPNU</b>
<i>Thursday, Jan. 16</i>	<i>*at Arizona State</i>	<i>Tempe, Ariz.</i>	<i>7 p.m.</i>	ESPN/2
<i>Saturday, Jan. 18</i>	<i>*at Arizona</i>	<i>Tucson, Ariz.</i>	<i>12:30 p.m.</i>	FOX
<b>Thursday, Jan. 23</b>	<b>*WASHINGTON STATE</b>	<b>BOULDER</b>	<b>8 p.m.</b>	<b>PAC12</b>
<b>Saturday, Jan. 25</b>	<b>*WASHINGTON</b>	<b>BOULDER</b>	<b>7 p.m.</b>	<b>FS1</b>
<i>Thursday, Jan. 30</i>	<i>*at UCLA</i>	<i>Los Angeles, Calif.</i>	<i>9 p.m.</i>	ESPN2
<i>Saturday, Feb. 1</i>	<i>*at USC</i>	<i>Los Angeles, Calif.</i>	<i>8:30 p.m.</i>	FS1
<b>Thursday, Feb. 6</b>	<b>*CALIFORNIA</b>	<b>BOULDER</b>	<b>6 p.m.</b>	<b>PAC12</b>
<b>Saturday, Feb. 8</b>	<b>*STANFORD</b>	<b>BOULDER</b>	<b>4 p.m.</b>	<b>PAC12</b>
<i>Thursday, Feb. 13</i>	<i>*at Oregon</i>	<i>Eugene, Ore.</i>	<i>7 p.m.</i>	ESPN/2
<i>Saturday, Feb. 15</i>	<i>*at Oregon State</i>	<i>Corvallis, Ore.</i>	<i>8 p.m.</i>	FS1
<b>Thursday, Feb. 20</b>	<b>*USC</b>	<b>BOULDER</b>	<b>7 p.m.</b>	<b>ESPN/2</b>
<b>Saturday, Feb. 22</b>	<b>*UCLA</b>	<b>BOULDER</b>	<b>2 p.m.</b>	<b>CBS</b>
<i>Thursday, Feb. 27</i>	<i>*at California</i>	<i>Berkeley, Calif.</i>	<i>7 p.m.</i>	PAC12
<i>Sunday, Mar. 1</i>	<i>*at Stanford</i>	<i>Stanford, Calif.</i>	<i>4 p.m.</i>	ESPNU
<i>Saturday, Mar. 7</i>	<i>*at Utah</i>	<i>Salt Lake City, Utah</i>	<i>12:30 p.m.</i>	PAC12
March 11-14	Pac-12 Tournament	Las Vegas, Nev.	TBA	
March 17-18	NCAA First Four	Dayton, Ohio	TBA	
March 19-22	NCAA 1st & 2nd Rounds	TBA	TBA	
March 26-29	NCAA Regional	TBA	TBA	
April 4-6	NCAA Final Four	Atlanta, Ga.	TBA	

All Home Games In **BOLD CAPS**

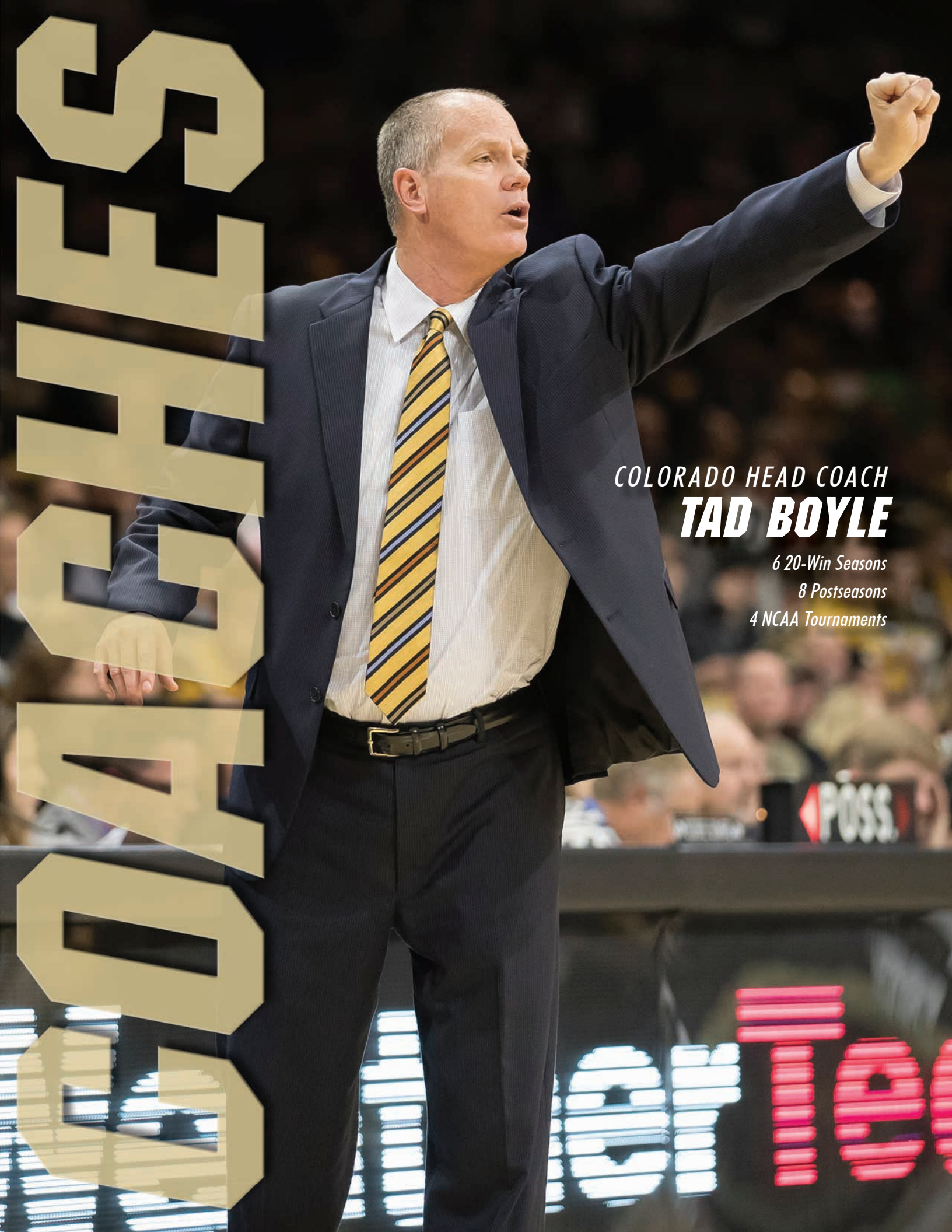
\*Pac-12 Conference Game

#-Pac-12 China Game (Official nonconference game, does not count as a league contest)

^ -MGM Resorts Main Event (Neutral site games at T-Mobile Arena)

\$-Chicago Legends (United Center, Chicago, Ill.)





*COLORADO HEAD COACH*  
**TAD BOYLE**

*6 20-Win Seasons*

*8 Postseasons*

*4 NCAA Tournaments*



## HEAD COACH TAD BOYLE



### TAD BOYLE FILE

10th Year at CU (14th Year Overall)

Birthday..... Jan. 6, 1963

Birthplace.... Pueblo, Colo.

Family..... Wife, Ann

Daughter, Claire; Sons, Jack and Pete

Hometown... Greeley, Colo.

High School . Greeley Central, 1981

College..... Kansas, 1985

(Bachelor of Science: Business Administration)

### COACHING CAREER

#### 2010-Present:

Head Coach, University of Colorado

#### 2006-10:

Head Coach, University of Northern Colorado

#### 2000-06:

Associate Head Coach, Wichita State University

#### 1998-2000:

Assistant Coach, Jacksonville State (Ala.) University

#### 1997-98:

Director of Basketball Operations, University of Tennessee

#### 1994-97:

Assistant Coach, University of Oregon

### PLAYING HISTORY

#### University of Kansas

Two NCAA Tournament Teams (1984, 1985)

Named Team Captain Senior Season

"Most Unselfish Player" 1985

"Most Inspirational Player" 1982

#### Greeley Central High School

Led Wildcats to 1981 State Championship

Colorado Player of the Year

Converse All-American Team

In nine years, Tad Boyle has accomplished only what a select few have done before him in the annals of the University of Colorado men's basketball program. And yet, Boyle continues to rewrite and lead the Buffaloes to greater heights not seen in a half of century.

Boyle, 56, is in his 10th year with the Buffaloes and his 189 victories rank second all-time in program history.

He is 189-123 as Colorado's head coach; his .606 winning percentage ranking second in school history with a minimum of four years on the bench; just behind CU Athletic Hall of Fame coach Forrest B. "Frosty" Cox who won 62.3 percent of his games between 1936-50.

Entering his 14th overall season as a collegiate head coach, Boyle has won 57 percent of his games with a record of 245-189.

He owns six of Colorado's 10 all-time seasons of 20-plus wins. Boyle is the first CU coach to lead the Buffaloes to seven consecutive postseason appearances and the first to guide the program to three consecutive NCAA Tournaments. His record at the CU Events Center is stellar, leading the Buffaloes to a 128-24 mark at home (.842) over the last nine seasons. He is the first CU coach to win 20 games in each of his first four years.

"Tad continues to make Colorado more than relevant," NCAA.com Basketball Writer Andy Katz said. "He has made them into one of the top teams in the West. Now you can count on Colorado being in play for the top tier in the Pac-12 and an NCAA bid. Colorado may have joined the Pac-12 for football first but the Buffaloes have been a boon in basketball."

Boyle has led Colorado to 17 wins over ranked opponents, by far the best in team history. In fact Boyle coached teams, with a record of 17-32, have accounted for 28 percent of the program's wins over ranked opponents (61) since 1949-50.

Boyle's postseason success is highlighted by a memorable run of four wins in four days to claim the 2012 Pac-12 Tournament championship. He owns more than half of Colorado's all-time conference tournament wins, with a 15-8 mark in that span (13-7 in the Pac-12, 2-1 in the Big 12). Boyle has led the Buffaloes to a conference semifinal or better four times. He is a perfect 9-0 as Colorado's head coach in the first round of a conference tournament. Overall Boyle's 22 postseason wins and .579 winning percentage (22-16) are tops in Colorado history.

Six former Buffaloes coached by Boyle have made NBA rosters during his time in Boulder. Five have been selected in the NBA Draft, led by 2011 lottery pick Alec Burks, the 12th selection by the Utah Jazz. Colorado

has been represented in two of the last three NBA Drafts with Derrick White in 2017 (San Antonio) and George King in 2018 (Phoenix).

Off the court, he has graduated every CU senior student-athlete on his roster (30).

The 18th head coach in school history, Boyle has also represented the Buffaloes on a national, and world, stage. Boyle was an assistant coach for USA Basketball's 2017 Men's U19 World Cup Team that earned a bronze medal in Cairo, Egypt. He also earned bronze as an assistant for USA Basketball's 2015 Pan American squad in Toronto. Boyle was one three court coaches for the 2013 USA Basketball Men's World University Games training camp at the U.S. Olympic Training Center in Colorado Springs.

Boyle is also an active ambassador in the community throughout the Centennial State. He is a five-time participant in the National Association of Basketball Coaches (NABC) Infiniti Coaches' Charity Challenge where coaches across the country compete against each other to raise money for their charities. In 2018, he helped Special Olympics Colorado earn \$13,000 through the program.

In September 2012, Boyle was invited to Washington, D.C. with other college basketball coaches to urge Congress to protect federal funding for cancer research and prevention programs on Capitol Hill. In September 2011, Boyle joined 20 other coaches from the Front Range for a two-day coaching seminar with former Denver Nuggets head coach George Karl, the 2012-13 NBA Coach of the Year.

Boyle and his teams have also participated in a multitude of events. The Buffaloes participated in the 2015 Special Olympics Unified Relay Across America in Boulder. He was the official starter of the 34th Annual Bolder Boulder (May 2012), the largest road race in the United States where all participants are timed and the fifth largest road race in the world.

In December 2012, the men's basketball team visited the Children's Hospital at the Anschutz Medical Campus in Aurora. In December 2011, the team volunteered with the non-profit Share-A-Gift program, an organization helping families of need acquire children's toys for the holidays. Both programs are part of the CU Athletics Leadership Development Program. The program is designed to develop a culture of leadership in which CU student-athletes act with personal responsibility, integrity and accountability while staying committed in both principle and actions to the greater good.

"This is it (my dream job), there's no doubt," Boyle said after being named head coach on April 19, 2010.



"I remember talking with (Maryland men's head coach) Mark Turgeon once when he asked me where I wanted to be in 10 years, and I said, the head coach at the University of Colorado. This is a destination job. I'm humbled and honored."

In his first season (2010-11), Boyle began to set the standard for exciting things to come, capping the season with a trip to the World's Most Famous Arena — Madison Square Garden and a National Invitation Tournament semifinal appearance. The Buffaloes won a school-record 24 games, including 18 school-best wins at the CU Events Center, establishing one of the best home court advantages in all of college basketball.

His initial season saw CU rank fifth nationally in free throw percentage (77.8), 12th in scoring (79.6 ppg) and 19th in field goal percentage (47.3).

Boyle earned National Coach of the Week honors (Hoops Report, Jan. 10-16) after leading the Buffs to a 3-0 conference start, including wins over No. 9/8 Missouri and No. 21/20 Kansas State. The win over the Wildcats gave CU its first road win over a nationally ranked opponent since January 1997 (No. 20 Texas Tech). CU defeated four ranked teams, including a 22-point comeback win (second greatest comeback in school history) upsetting No. 5/5 Texas, 91-89.

In year two (2011-12), Boyle became the first CU coach to begin the conference season with back-to-back 3-0 starts, and was the first coach since Frosty Cox (1935-36, 1936-37) to win his conference opener in back-to-back years. He also won his 40th game (home win vs. Oregon) in just 61 games tying Cox (1935-39).

Boyle continued to make most of his "dream job" a reality for CU fans guiding the Buffaloes to the 2011-12 NCAA Tournament (third round),

## TAD BOYLE YEAR-BY-YEAR COACHING RECORD

Season	Team (Position)	Record	Pct.	Note
1994-95	Oregon (AC)	19-9	.679	NCAA Tournament; 11-7 in Pac-10
1995-96	Oregon (AC)	16-13	.551	
1996-97	Oregon (AC)	17-11	.607	NIT Tournament
1997-98	Tennessee (DOBO)	20-9	.690	NCAA Tournament
1998-99	Jacksonville State (AC)	8-18	.308	
1999-00	Jacksonville State (AC)	17-11	.607	12-6 in TAAC
2000-01	Wichita State (AC)	9-19	.321	
2001-02	Wichita State (AC)	15-15	.500	9-9 in MVC
2002-03	Wichita State (AC)	18-12	.600	NIT Tournament; 12-6 in MVC
2003-04	Wichita State (AC)	21-11	.656	NIT Tournament; 12-6 in MVC
2004-05	Wichita State (AC)	22-10	.688	NIT 3rd Round; 12-6 in MVC
2005-06	Wichita State (AC)	26-9	.743	NCAA Sweet 16; MVC Regular Season Champs (14-4)
2006-07	Northern Colorado (HC)	4-24	.143	Bears' first year in Big Sky Conference
2007-08	Northern Colorado (HC)	13-16	.448	
2008-09	Northern Colorado (HC)	14-18	.438	Qualified for first Big Sky Tournament
2009-10	Northern Colorado (HC)	25-8	.758	CIT Quarterfinals; most wins in school history
2010-11	Colorado	24-14	.632	NIT Semifinal; most wins in school history; most home wins (18)
2011-12	Colorado	24-12	.667	NCAA Tournament Second Round; Pac-12 Tournament Title; Tied school record for wins in a season
2012-13	Colorado	21-12	.636	NCAA Tournament First Round; First CU coach in 50 years to lead Buffs to NCAA Tournament in back-to-back seasons
2013-14	Colorado	23-12	.657	NCAA Tournament First Round; First time with four-straight 20+ winning seasons; three-straight NCAA Tournament appearances.
2014-15	Colorado	16-18	.471	CBI Quarterfinals
2015-16	Colorado	22-12	.647	NCAA Tournament First Round
2016-17	Colorado	19-15	.559	NIT First Round; seventh-straight postseason appearance
2017-18	Colorado	17-15	.531	9 Newcomers, wins over two Top 15 teams
2018-19	Colorado	23-13	.639	NIT Quarterfinals
<b>Totals (CU Head Coach)</b>		<b>189-123</b>	<b>(.606)</b>	
<b>Totals (Overall HC)</b>		<b>245-189</b>	<b>(.565)</b>	<b>11 20-win seasons, 15 postseason appearances</b>
<b>Totals (Overall)</b>		<b>453-336</b>	<b>(.574)</b>	



another 24-win season, and a conference championship in its inaugural season of the Pac-12, winning four games in four days at the Staples Center in Los Angeles.

For his efforts, Boyle became the first CU head coach to earn the District 20 Coach of the Year by the National Association of Basketball Coaches (NABC), an award voted among his coaching peers. The 48 wins were a school-best in any two-year span of the program.

"I'm a believer in Tad Boyle," said Jay Bilas, ESPN College Basketball Analyst. "He is not only a terrific teacher of the game with great basketball knowledge, he keeps it simple and gives his players an understanding of what you need to do to win, but a firm understanding of how teams lose, too. Boyle has tremendous toughness in him. He is demanding without being demeaning, and he puts his players in position to achieve together without fear of failing. That's what truly outstanding coaches do, and Tad Boyle is a truly outstanding coach."

In year three (2012-13), Boyle guided the Buffs to another NCAA Tournament appearance, the second year in-a-row, becoming the first CU coach in 50 years to guide the program to back-to-back tournament appearances. CU won 21 games, the third straight season the program eclipsed the 20-win plateau, also a school-first. After the team won their first mid-season tournament since the 2002-03 season, the Charleston Classic, the Buffs reached the nation's Top-25 polls for the first time since 2005-06 (No. 19 AP/USA Today Coaches' Poll, Nov. 26); AP No. 23 ranked, Nov. 19).

Attendance records also set a brand new high standard as the men's basketball team proved to be the best ticket in town setting a number of school records, including seven sellouts; 12 of 15 home games exceeded 10,000 fans or better, in addition to season total (155,884); season average (10,392); conference total (94,371); and conference average (10,486). The attendance surge ranked third nationally among all Division I programs for largest increased average from the previous year.

Success continued for Boyle and his coaching staff in year four (2013-14) as the Buffs won 23 games, the third most victories in school history. Another NCAA Tournament followed for a school record third consecutive season, in addition setting a pair of attendance records (season total: 173,429; non-conference total: 84,133). The staff enjoyed their best start to a season in four years (14-2 record) with a No. 15 nationally ranking, the highest a CU team has seen since 1997.

In 2014-15, a 16-18 record marked the first time in five years the program failed to notch a winning season, however the Buffaloes reached the College Basketball Invitational (CBI) quarterfinals. The Buffs did defeat NCAA Sweet 16 participant UCLA and the National Invitation Tournament Champion Stanford during the season.

Attendance remained steady for the fifth straight year, finishing with third place numbers across the board in all-time marks in season total, season average, and conference total. Conference average was fourth. Overall, Boyle and his CU teams, hold the top five attendance marks in season and conference total, and conference average since 2010-11; and the four of the top five attendance figures in season average.

The Buffaloes rebounded nicely in 2015-16, sporting a record of 22-12 and finishing in fifth place in the Pac-12 at 10-8. Boyle led Colorado to 11 straight wins during the nonconference schedule, the fifth longest in program history and best run since 1961-62. Colorado's 21 regular season wins tied a school record — joining the 2013-14 and 1996-97 teams — and 22 overall tied for fourth in the school annals. Colorado reached the NCAA Tournament for the fourth time under Boyle.

Boyle's 2016-17 team marked seven-straight years with a postseason tournament appearance; a school record. The Buffaloes were 19-15 overall and 8-10 in the Pac-12, earning a spot in the NIT. Colorado's regular season was highlighted by wins over three ranked teams, including No. 13/14 Xavier and No. 10/10 Oregon, teams that would eventually end up in the Elite Eight and Final Four respectively.

In 2017-18, Boyle had the youngest team of his tenure, with nine players that had not played a minute in a Buffaloes' uniform prior to the season. He led Colorado to 17 wins, the program's seventh winning season in the last eight years. Last year's young group had some bright moments including back-to-back wins over Top 15 teams for the first time in program history.

Last season, Boyle led Colorado to a 23-13 record, tying for fourth place in the Pac-12 (10-8). The 23 wins tied for the third most in team history and just one off the school record. Boyle's teams now own the top four season win totals in team history and five of the top six.

Prior to his arrival to Boulder, Boyle resurrected the basketball program at the University of Northern Colorado, where he guided the Bears to a 56-66 record (.459) the past four seasons, including a breakout season in 2009-10, when the Bears were 25-8 (.758) and finished second in the Big Sky Conference. For his efforts, he was awarded the NABC Division I All-District Coach of the Year, the Big Sky Coach of the Year by both The Sporting News and Colleg Insider.com, where he was also named a finalist for the National Mid-Major Coach of the Year award.



## WHAT THEY ARE SAYING ...

"Tad has bought back a resurgence to Colorado basketball with his energy and enthusiasm. I am impressed with his knowledge of the game and his ability to communicate to his Buffaloes team."

— Dick Vitale, ESPN College Basketball Analyst

"Tad has done something few thought possible -- turn Colorado into a basketball school. The Buffaloes have as much of an impact in their new conference as any other team transitioning to a new league and that is a credit to Tad and his staff."

— Andy Katz, NCAA.com Basketball Writer

"I'm a believer in Tad Boyle. He is not only a terrific teacher of the game with great basketball knowledge, he keeps it simple and gives his players an understanding of what you need to do to win, but a firm understanding of how teams lose, too. Boyle has tremendous toughness in him. He is demanding without being demeaning, and he puts his players in position to achieve together without fear of failing. That's what truly outstanding coaches do, and Tad Boyle is a truly outstanding coach."

— Jay Bilas, ESPN College Basketball Analyst

"I've been blessed to work with many hall of fame caliber coaches during my career and I can say without reservation that Tad Boyle is as talented as any coach I've been around! Whether you're talking about X's-and-O's, in-game adjustments, or recruiting...he's the total package. And, best of all...he's an even better human being."

— Mark Johnson, Colorado Director of Audio Broadcasting



"This exciting process was all about both the young men we have currently and those in the future who will be joining our program, and is an investment in them and represents the competitive spirit, teamwork, passion and dedication they stand for," then-CU athletic director Mike Bohn said.

"Tad Boyle represents everything that is right about college basketball. We look forward to his leadership, poise and competitive drive to unite all our collective Buff interests to support our team and this enterprise that has so much promise for the long term."

A Greeley, Colo., native, Boyle was named the 17th coach in UNC history on April 25, 2006. At that point, the Bears were in the midst of a transition to Division I in its first season as a member of the Big Sky Conference. Northern Colorado finished 4-24 in his first season when squad finished last nationally in the final RPI rankings for that season. There were, however, flashes of times to come that season, including close losses to both Colorado (88-86) and Colorado State (75-66).

Over the next two seasons at UNC, he improved the team's win total from four to 13 and then 14. The Bears defeated Colorado State, 72-59, in his second season and also knocked off San Diego State, 72-59. The Aztecs were ranked among the nation's top 50 teams in the RPI rankings at that time. In year three, the Bears had improved from one conference win his first season to an even 8-8 mark and earned the school's first Division I post season trip, to the Sun Belt Conference Tournament.

It all came together for Boyle in his fourth season in Greeley, as the Bears advanced to the post season for the first time in school history, advancing to the quarterfinals of the CollegeInsiders.com Tournament while racking up a school record 25 victories. He coached one first-team All-Big Sky member and also the Big Sky Conference Defensive Player of the Year.

Prior to Northern Colorado, he spent six seasons as an assistant coach at Wichita State and was part of another turn around that saw the Shockers improve from 9-19 (.321) his first year there to one of the nation's top mid-major teams in 2006 when Wichita State went 26-9 and advanced to the Sweet 16 of the NCAA Tournament. The Shockers eventually lost to Final Four Cinderella George Mason in the regional semifinals, but not before they had secured the No. 21 ranking in the final collegiate polls.

Boyle played collegiately for legendary coach Larry Brown at Kansas (1981-85). He was a member of two NCAA Tournament teams (1984, 1985) and was part of the 1984 Big Eight Tournament championship squad. As a senior, Boyle captained the Jayhawks, which featured freshman Danny Manning, who three years later led the Jayhawks to the NCAA Championship.

After earning a bachelor of science degree in business administration from Kansas in 1985, Boyle went on to serve six years as a high school basketball coach at various Colorado programs. He was the sophomore basketball coach at Greeley (Colo.) West for a year and then was an assistant coach at Loveland (Colo.) High School for two years.

From there, he served at Longmont (Colo.) High School for three years before returning to the college ranks.

It was at Kansas that Boyle played alongside Turgeon, whom he also coached with at Oregon under Jerry Green. Boyle's first collegiate coaching job in 1994 was on Green's Ducks staff, where he spent three seasons and helped the Ducks to the 1995 NCAA Tournament and the 1997 National Invitational Tournament. In 1997, Boyle followed Green to Tennessee, where he was director of basketball operations when the Vols won 20 games and advanced to the NCAA Tournament.

Boyle reconnected with Turgeon the following year, this time as an assistant coach at Jacksonville State (Ala.), where they helped turn a team that was 8-18 into a 17-11 squad in just one season.

Before heading to play collegiately at Kansas, Boyle was a standout performer at Greeley Central High School, where he led the Wildcats to a state championship as a senior in 1981 and earned Colorado Player of the Year honors as well —as being selected to the Converse All-American team. His high school jersey was retired at the conclusion of his senior season.

Boyle is married to the former Ann Schell of Greeley, and they have two sons, Jack and Pete, and a daughter, Claire.

## BOYLE VS. THE NATION

Arkansas State.....	1-0	Montana .....	2-7
Alabama .....	0-1	Montana State .....	4-4
Alcorn State.....	1-0	Murray State .....	1-0
Air Force .....	9-2	Nebraska .....	1-1
Auburn.....	2-0	New Mexico.....	2-1
Arizona .....	6-14	New Orleans.....	1-0
Arizona State.....	8-8	Nicholls .....	1-0
Ball State .....	0-1	Norfolk State.....	1-0
Baylor.....	1-3	North Dakota .....	2-0
Bowling Green.....	1-1	Northern Arizona.....	6-3
Brigham Young.....	1-1	Northern Colorado .....	3-0
California .....	9-5	Notre Dame.....	0-1
Cal State Bakersfield .....	2-0	Oklahoma .....	0-2
UCF.....	0-1	Oklahoma State.....	1-1
Charlotte .....	1-0	Omaha .....	2-0
Citadel, The .....	1-0	Oregon.....	8-7
Colorado .....	0-1	Oregon State.....	10-8
Colorado Christian .....	1-0	Pacific.....	0-1
Colorado State.....	7-6	Penn State.....	1-0
Connecticut.....	0-1	Pittsburgh .....	0-1
Creighton .....	0-1	Portland .....	5-1
Dayton .....	2-0	Portland State .....	1-7
Denver .....	5-2	Purdue .....	0-1
DePaul.....	1-0	Quinnipiac.....	1-0
Drake .....	2-0	Sacramento State.....	7-2
Drexel.....	1-0	San Diego .....	0-2
Eastern Michigan .....	0-1	San Diego State .....	1-1
Eastern Washington .....	5-4	San Francisco.....	1-1
Elon .....	1-0	San Jose State .....	1-1
Fort Hays State.....	1-0	Seattle .....	1-1
Fort Lewis College.....	2-0	Southern .....	1-0
Fresno State .....	2-1	Southern California.....	9-4
Gardner-Webb .....	1-0	Southern Methodist.....	0-1
Georgia.....	2-2	South Dakota .....	1-0
George Washington .....	0-1	South Dakota State.....	1-0
Gonzaga .....	0-1	Southern Utah .....	1-0
Hampton.....	1-0	Stanford.....	9-3
Hartford.....	1-0	Texas .....	2-1
Harvard .....	1-1	Texas A&M .....	0-1
Hawai'i .....	1-2	Texas Christian .....	1-0
Idaho State.....	5-5	Texas-Pan American.....	1-0
Illinois.....	0-1	Texas Southern.....	4-0
Illinois-Chicago .....	1-0	Texas State.....	1-1
Indiana .....	1-0	Texas Tech.....	1-0
Indiana State.....	0-1	UCCS .....	0-1
Iowa .....	0-2	UCLA.....	5-7
Iowa State.....	2-2	UC Santa Barbara .....	1-0
Jackson State .....	1-0	UNLV .....	1-0
Johnson & Wales .....	4-0	Utah .....	7-10
Kansas .....	1-4	UT Martin.....	1-0
Kansas State.....	3-0	VMI.....	1-0
Kent State .....	1-0	Washington .....	5-10
Liberty .....	0-1	Washington State.....	12-4
Lipscomb .....	1-0	Weber State.....	2-6
Longwood .....	1-0	Western Michigan .....	1-0
ULM.....	2-0	Western New Mexico.....	1-0
Maryland .....	0-1	Wichita State .....	0-1
Maryland Eastern Shore.....	1-0	Wofford .....	2-0
McNeese State .....	1-0	Wyoming.....	1-4
Mercer .....	1-0	Xavier.....	1-1
Missouri .....	1-1	<b>Total.....</b>	<b>245-189</b>

## ASSOCIATE HEAD COACH/HEAD RECRUITING COORDINATOR

### MIKE ROHN



#### ROHN FILE

**Family:** Wife, Stephanie;

Daughters, Raegen and Rylee

**Hometown:** Colby, Kan.

**High School:** Colby

**College:** McPherson College 1990 (bachelor's); Fort Hays State 1993 (master's)

#### COACHING CAREER

##### 2017-Present:

Associate Head Coach, University of Colorado

##### 2010-17:

Assistant Coach, University of Colorado

##### 2007-10:

Director of Basketball Operations, Texas A&M University

##### 2000-07:

Assistant Coach, Wichita State University

##### 1997-2000:

Head Coach, Dodge City (Kan.) Community College

##### 1993-97:

Assistant Coach, Dodge City CC

##### 1991-93:

Graduate Assistant Coach, Fort Hays State University

##### 1990-91:

Assistant Coach, Colby Community College

##### 1989-90:

Assistant Coach, McPherson College

Mike Rohn is in his 10th year as a coach and head recruiting coordinator with the University of Colorado men's basketball program. He was elevated from assistant to associate head coach on Oct. 18, 2017.

Rohn is an integral part of the coaching staff that has re-energized the basketball program to national prominence and continues to do so each and every year.

"One of the steadiest people I have ever worked with," CU head coach Tad Boyle said. "Mike is the ultimate grinder; works extremely hard and he's a guy that thinks, a forward-thinker. He's ready to be a head coach. He has all the tools in what it takes to be a head coach, and is invaluable to our staff, and to me."

During Rohn's tenure in Boulder, the Buffaloes' have accumulated 189 victories, the most wins in any nine-year span of the program (116 years). In addition he has helped guide the Buffaloes to postseason appearances in eight of nine seasons, including seven in a row (2010-17), a program first. CU's three straight trips to the NCAA Tournament (2012, '13 & '14), are also school firsts.

Rohn has helped build the CU Events Center into a dominant home court advantage, making the Buffs' one of the most feared arenas to play in with a nine-year mark of 128-24 (.842).

As the recruiting coordinator, Rohn helped deliver the 25th ranked recruiting class in the nation in 2017 according to Rivals and Scout.

The groundwork of the program's success was built during the first two years where Rohn assisted with back-to-back 24-win campaigns of 2010-11 and 2011-12. The 24 victories continue to be a school record for victories in a single-season. The 24 wins in his first season were part of CU's run to the NIT semifinals at Madison Square Garden in New York City, the school's last year in the Big 12 Conference.

The following year (2011-12), the program equaled another 24 victories, CU's first year in the Pac-12 Conference. The Buffaloes became just the 10th team in the nation to win at least four games in four days to capture the tournament title at the inaugural conference tournament. The tournament title was the Buffaloes first since winning the Big 8 in 1968-69.

With the automatic tournament berth, CU earned its first NCAA Tournament appearance since 2002-03 and saw the Buffs upset No. 6 UNLV in the first round.

Another successful season followed in 2012-13 (21 wins), where Rohn and the Buffs earned back-to-back NCAA Tournament berths for the first time in 50 years (1961-62 & 1962-63). The following year (2013-14), another NCAA Tournament followed with 23 wins, setting a school record with three consecutive NCAA Tourney appearances and four-straight 20-winning seasons.

The 2013-14 campaign saw CU register 23 wins, the third-most victories in school history. That CU team also

tallied a third place finish in the final Pac-12 Conference standings, the program's highest placing in 18 years.

After a 16-18 campaign, and a trip to the CBI Quarterfinals in 2014-15, Colorado rebounded with its fifth 20-win season in six years in 2015-16. The Buffaloes sported a record of 22-12 and finished fifth in the Pac-12 at 10-8. Rohn helped Colorado to 11 straight wins during the nonconference schedule, the fifth longest in program history and best run since 1961-62. Colorado's 21 regular season wins tied a school record — joining the 2013-14 and 1996-97 teams — and 22 overall tied for fourth in the school annals.

Colorado made its seventh-straight postseason appearance in 2016-17 with a 19-15 overall record and a berth in the NIT.

In 2017-18, Colorado had the youngest team of his tenure, with nine players that had not played a minute in a Buffaloes' uniform prior to the season. He helped Colorado to 17 wins, the program's seventh winning season in the last eight years. This young group had some bright moments including back-to-back wins over Top 15 teams for the first time in program history.

That core group returned in 2018-19 finishing with a 23-13 record, advancing to the NIT Quarterfinals. The 23 wins tied for the third most in team history and just one off the school record. Rohn has now been part of the top four season win totals in team history and five of the top six.

During his nine years in Boulder, Rohn has mentored six former CU student-athlete standouts who have made the next step professionally in their respective basketball careers.

Alec Burks, a sophomore, was CU's second-ever lottery pick and selected No. 12 overall by the Utah Jazz in the 2011 NBA Draft; Andre Roberson left after his junior







year, was the No. 26 overall selection by the Minnesota Timberwolves in 2013 (later traded to Oklahoma City).

Spencer Dinwiddie, also a junior, was drafted by the Detroit Pistons in the 2014 NBA Draft (second round, No. 38 overall); and Cory Higgins, the school's all-time co-leader in points, played with the Charlotte Bobcats during the 2011-12 season.

Colorado has been represented in two of the last three NBA Drafts with Derrick White in 2017 (San Antonio) and George King in 2018 (Phoenix).

Rohn has also coached a number of CU student-athletes to conference excellence.

In 2010-11, Burks was a Wooden Award Top-20 finalist and unanimous All-Big 12 first team selection; Levi Knutson was the Big 12 Conference Sixth Man of the Year, and Higgins was All-Big 12 third team.

In CU's first year of the Pac-12, Roberson (first team, All-Defensive, All-Tournament team), Carlton Brown (second team, tournament's Most Outstanding Player), and Dinwiddie (freshman team) garnered all-conference honors.

In year two of the conference, Roberson (first team, Defensive Player of the Year, All-Defensive team); Dinwiddie (first team) and Josh Scott (All-Freshman team) earned post-season accolades, and in year three, Scott continued CU's prominence among the elite Pac-12 Conference players selected to the first team.

Scott repeated his all-conference honor in 2015-16 and was a finalist for the Kareem Abdul-Jabbar Award, given to the nation's best big man. Scott was also on the Pac-12 All-Defensive team while front-court mate Wesley Gordon earned honorable mention. George King was named the Pac-12's Most Improved Player of the Year.

White earned 2017 All-Pac-12 First Team honors while also being selected to the league's All-Defensive team.

King was named to the 2018 All-Pac-12 Second Team. McKinley Wright IV was a Pac-12 All-Freshman Team member while earning honorable mention to the overall All-Conference and All-Defensive teams.

Last season, Wright and Tyler Bey both earned All-Pac-12 First Team honors. Bey was named the conference's Most Improved Player of the Year.

In August 2014, Rohn was the head coach the Athletes In Action team, a school-first for any CU assistant. AIA is a worldwide Christian sports organization was also comprised of then-CU sophomore Tre'Shaun Fletcher and other college basketball players from around the nation embarking on an eight-day Baltic tour of Russia. Team USA won three of four games against professional competition.

Prior to his arrival to Boulder, Rohn spent the three years as the director of basketball operations at Texas A&M (2007-10) where he was part of the coaching staff that helped the Aggies to a trio of NCAA Tournament Round of 32 appearances. During those three years

in College Station, the Aggies won 73 games, in addition to 28 Big 12 Conference games. A&M also led the conference in scoring defense (65.8 ppg.) for the first time in league history during the 2009-10 campaign.

During the 2009-10 season, Rohn helped the development of current NBA players Deandre Jordan, Kris Middleton, and Donald Sloan.

At Wichita State, where Rohn spent seven years (2000-07) as an assistant coach to Mark Turgeon, in addition with current CU Associate Head Coach, Jean Prioleau, the Shockers engineered an impressive resume,

earning three-straight NIT trips (2003, 2004, 2005). During the 2005-06 season, the Shockers not only won their first Missouri Valley Conference championship in 19 years, they capped off a 26-9 record with a 2006 NCAA Tournament berth and a Sweet 16 appearance, a school-first in 18 years.

Rohn also helped coach fifth-year student-athlete Paul Miller cap off one of the best careers of any Shocker center by being named the MVC Player of the Year, the first Shocker to earn the award in 21 years, in addition to Jamar Howard (Missouri Valley Conference Defensive Player of the Year).

Prior to Wichita State, Rohn served three seasons as head coach from 1996-2000 at Dodge City (Kan.) Community College, where he built a 55-38 record and coached the Conquistadors to three consecutive state playoff appearances, including a 21-10 mark in 1999-2000. Rohn was also an assistant coach at Dodge City from 1993-96. In 1997, Dodge City was crowned the 1997 Jayhawk West Conference Champions.

Rohn was a graduate assistant coach at Fort Hays State (1991-93) while earning a master's degree in sports administration and coaching. He earned a bachelor's degree in physical education in 1990 from McPherson College, where he was a two-time all-conference selection. There he was named the league's newcomer of the year as a junior and was the conference player of the year as a senior. He also was named McPherson's Male Athlete of the Year in 1989. On Oct. 11, 2019, Rohn was inducted into the McPherson College Athletics Hall of Fame.

He also served as an assistant coach at Colby Community College (1990-91) and at his alma mater, McPherson College (1989-1990). Rohn transferred to McPherson after playing two seasons at Dodge City Community College.

Rohn, and his wife, Stephanie, have two daughters, Raegen and Rylee.



## ASSISTANT COACH BILL GRIER



### GRIER FILE

**Family:** Wife, Nicole; Daughters, Giselle and Ashley

**Hometown:** Cottage Grove, Ore.

**High School:** Cottage Grove

**College:** Oregon 1990

### COACHING CAREER

**2013-present**

Assistant Coach, University of Colorado

**2015-16**

Assistant Coach, Oklahoma State University

**2007-15**

Head Coach, University of San Diego

**1992-2007**

Assistant Coach, Gonzaga University

**1990-91**

Head Coach, Creswell (Ore.) High School

Bill Grier is in his fourth season as an assistant coach for the University of Colorado's men's basketball team.

In his first season, Grier helped the Buffaloes to a 19-15 overall record and a spot in the 2017 Postseason NIT. It was Colorado's seventh-straight postseason appearance; a school record. The Buffaloes' regular season was highlighted by wins over three ranked teams, including No. 13/14 Xavier and No. 10/10 Oregon, who would eventually advance to the 2017 NCAA Elite Eight and Final Four respectively.

Four Buffaloes have earned All-Pac-12 Conference honors in Grier's three seasons. He helped mentor Derrick White, a 2017 First Team pick along with George King a 2018 Second Team selection. Last season, McKinley Wright IV and Tyler Bey both earned All-Pac-12 First Team honors. Bey was named the conference's Most Improved Player of the Year.

In his second season, he helped guide a young Buffaloes' team to 17 wins. Despite suiting up nine players who had never played a minute in a Colorado uniform prior to the season, the Buffaloes earned their seventh winning season in the last eight years which included back-to-back wins over ranked teams for the first time in team history.

That core group returned in 2018-19 finishing with a 23-13 record, advancing to the NIT Quarterfinals. The 23 wins tied for the third most in team history and just one off the school record.

"We're fortunate to have a guy like Bill Grier to our coaching staff because he brings a wealth of experience," Boyle said. "Most importantly he has recruiting contacts on the west coast, and internationally. He's one of those guys that I knew if I ever had an opening on our staff, he was a guy that I wanted to go after... we're lucky to have him."

Grier has assisted a pair of Buffaloes who would go on to be selected in two NBA Drafts. White was selected with the 29th overall pick by the San Antonio Spurs in 2017 and King was taken 59th overall by the Phoenix Suns in 2018.

Grier gives Colorado an extra asset in West Coast recruiting. An Oregon native, Grier is in his 27th season as a collegiate coach, with 24 years spent in Washington and Southern California. That expertise was noted in the fall of 2017 as Colorado was able to secure a Top 25 recruiting class according to Rivals and Scout.

Grier won 117 games in eight seasons as the head coach at San Diego (2007-15) and played an integral role in Gonzaga's rise to prominence in 15 years as an assistant with the Bulldogs (1992-2007). Most recently, Grier spent the 2015-16 season as an assistant coach at Oklahoma State.

The span of his experience, from serving as an assistant on a top-level program, to being head coach, to spending a year in the Big 12 Conference, enhances the abilities of the Colorado coaching staff.





"Anytime you have the opportunity to hire a former head coach it's a plus," Boyle said. "It's not a requirement to be a good assistant, but I think when guys have been head coaches and then they become assistant coaches they're better assistant coaches because they understand what the head coach is going through; they understand the issues, they understand the decisions that have to be made."

Now residing in Colorado, it gives his family a sense of home being back in the west. He grew up in Oregon and met his wife, Nicole, in Spokane where they lived before moving to San Diego. Colorado is a place the Grier's are thrilled about to raise their two daughters, Giselle and Ashley.

"My wife is from Montana, we met in Spokane," Grier said. "We like that Colorado, Boulder, is that type of setting that we've become so accustomed to. I'm really excited for our children to be in that environment."

Grier led the Toreros to the 2008 West Coast Conference Tournament championship, and rode that momentum into the NCAA Tournament with a first-round upset of No. 4 seed Connecticut - the only NCAA Tournament win in school history.

He led San Diego to six wins over top 25 teams, took down Kentucky in Rupp Arena and racked up eight All-West Coast Conference selections and nine WCC All-Academic Team nods during his tenure. In 2014, the Toreros advanced to the quarterfinals of the CollegelInsider.com Tournament.

Grier finished his time in San Diego with a 117-144 record, including 51 WCC wins, which ranks 24<sup>th</sup> in the conference's history.

During his time at Gonzaga as the program's defensive coordinator, the Bulldogs led the WCC in field goal percentage defense six times, including the third best mark in the nation in 2004.

Grier served as the recruiting director for his last 10 years with the Zags, and his 2007 class was the program's best to that point. That class ranked 11th in the nation by Rivals, and boasted four recruits among the top-100 in the country.

"He was extremely well prepared and you could tell that in his practice and game preparations," said Dan Dickau, former WCC Player of the Year at Gonzaga and current Pac-12 Network analyst. "He's a guy that knows how to relate to coaches and players; parents during the recruiting process... a great hire by Boyle."

Grier also successfully developed both post players (1997-2003) and perimeter players

(2003-2007). Post players Bakari Hendrix (1998) and Casey Calvary (2001) were both WCC Players of the Year. Perimeter players he worked with included Derek Raivio (2007), the WCC Player of the Year; Adam Morrison (2006), a First Team All-American and WCC Player of the Year; and Blake Stepp (2004), a Second Team All-American and two-time WCC Player of the Year.

"He is one heck of a basketball mind," said Gonzaga head coach Mark Few, prior to Grier's appointment to Oklahoma State. "Bill is hard working and loyal, and he played a huge part in building Gonzaga basketball to where it is now. I leaned on him heavily up here at Gonzaga, especially on the defensive side of the floor. When he went to San Diego he really evolved on the

offensive side, and did some special things with those teams. Bill is an unbelievable student of the game who is always looking to learn and get better."

Grier started his coaching career at his alma mater, Cottage Grove High School in 1986. After serving two years as a freshman coach, Grier was elevated to junior varsity coach and varsity assistant. Grier left Cottage Grove to be the head coach at Creswell High School during the 1990-91 season.

He played two years in junior college (Central Oregon and Southwestern Oregon), then transferred to Oregon where he received a B.S. degree in Leisure Studies and Services in 1990.



## ASSISTANT COACH ANTHONY COLEMAN



### COLEMAN FILE

**Family:** Wife, Nellie; Sons, Avery and Cade; Daughter, Mila

**Hometown:** Carson, Calif.

**High School:** Centennial

**College:** Long Beach State 2005

### COACHING CAREER

**2019-present**

Assistant Coach, University of Colorado

**2016-19**

Assistant Coach, Arizona State

**2012-13**

Player Development/Director of Operations, USC

### PLAYING CAREER

**2005-12 (Professional)**

NBA D-League: Albuquerque,

Bakersfield, Los Angeles, Austin

Overseas: Akita Happinets (Japan);

New Yorkers Braunschweig (Germany)

**2002-05**

Long Beach State

**2000-02**

Xavier

Anthony Coleman is in his first season as an assistant men's basketball coach at Colorado, joining the staff on April 26, 2019.

Coleman spent the last three seasons as an assistant coach at Pac-12 Conference rival Arizona State under Bobby Hurley. The Sun Devils advanced to the NCAA Tournament the last two seasons, making back-to-back appearances for the first time since 1980-81.

He helped ASU to a 23-11 overall record in 2018-19, capturing its first NCAA Tournament win since 2009. The Sun Devils placed second in the Pac-12, their best conference finish since placing second in 2009-10. He played a key role in bringing Top 25 prospect Luguentz Dort, the 2018-19 Pac-12 Freshman of the Year, and All-Pac-12 forward and league-leading rebounder Zylan Cheatham to Tempe and had a hand in the development of solid front court players in Romello White and De'Quon Lake.

Coleman joins a Colorado program that is returns its entire roster from the meat of the Pac-12 season while adding several key pieces including 7-foot sophomore Dallas Walton, who sat out 2018-19 with an injury, and junior college wing Maddox Daniels.

"These guys were a tough scout for us (at Arizona State)," Coleman said. "But the more I've gotten to know these guys, they're great young men, well rounded young men. I see why they've had success on the court and I think this year's going to be even better for them."

"We feel very fortunate to get somebody like Anthony Coleman on our staff," Colorado head coach Tad Boyle said. "One of the great things about coaching at Colorado is when you lose a good coach like Kim English, we're in a position we can replace him with a good coach like Anthony Coleman. He's going to bring a lot of good things to the table. He knows

our league, being at Arizona State the past three years. He has great relationships with the players he coaches. We did our due diligence and we got glowing feedback about Anthony from everyone we talked to."

The addition of Coleman gives the Buffaloes recruiting contact with strong roots in Southern California. A native of Carson, Calif., Coleman starred at West Torrance and Centennial High Schools, graduating from the latter in 2000. He also began his professional coaching career at USC, serving as the player development coordinator and director of basketball operations during the 2012-13 season.

"I've admired coach Boyle from afar," Coleman said. "I've had some pretty good people in my life — basketball mentors, that have said nothing but great





things about him. To have the opportunity to come learn from him – I think we have a more similar style. Just trying to get better – I think he's one of the best in the business."

Coleman spent three years as an assistant manager of sports marketing at adidas before returning to the court as a coach with the Sun Devils in the summer of 2016.

"He knows and has recruited the Pac-12 the last three years," Boyle said. "He has relationships all over the country. When it comes to recruiting, he's well thought of. Those he has dealt with have a great respect for him. He played professionally so he can speak to what that lifestyle is like. A lot of our players have those aspirations, and he knows what it takes. He can help educate our players as they look to achieve that level themselves."

Coleman played collegiately at Xavier and Long Beach State. He helped Xavier to NCAA Tournaments in 2001 and 2002 and won an Atlantic 10 Conference championship with the Musketeers in 2001-02. Coleman finished his career at Long Beach State, averaging 12.3 points and 5.0 rebounds as a senior in 2004-05. He earned his bachelor's degree in Business Administration from Long Beach State in 2005.

Following college, Coleman played six years of professional basketball both in the NBA Developmental League and overseas. He spent time with the Akita Happinets in Japan and the New Yorkers Braunschweig in Germany. Coleman's stateside NBA D-League stops included Albuquerque, Bakersfield, Los Angeles and Austin.

Coleman and his wife Nellie have two sons, Avery and Cade and a daughter Mila.



## DIRECTOR OF PLAYER DEVELOPMENT NATE TOMLINSON



Former Colorado point guard and Pac-12 Conference champion Nate Tomlinson is in his first season as Director of Player Development, assuming his role on July 11, 2019.

Tomlinson replaced Sean Kearney who became an associate commissioner with the Atlantic 10 Conference earlier this summer.

"Nate is one of the most passionate and loyal Buffs that I know of," head coach Tad Boyle said. "His energy and enthusiasm will help our program get better."

Tomlinson's duties include scheduling of games and serving as a liaison with several constituents including academics and community service. Additionally, his ability to relate to and mentor current and future Buffaloes will be invaluable.

"He will have the opportunity to connect with the players off the court and be a great mentor for them," Boyle said. "As a former player, he can relate to the challenges our players face today; he just went through those relatively recently.

"He was born to coach, and this is the first step in that process. He helped us as a player and now he'll help us in a different capacity."

Tomlinson was a four-year letter winner for the Buffaloes from 2008-12, averaging 5.2 points, 3.1 assists and just under one steal in 129 career games. He helped the Buffaloes claim the inaugural Pac-12 Tournament title in 2012, leading to the program's first NCAA Tournament in nine years.

Colorado made a pair of postseason appearances during Tomlinson's career. The Buffaloes set a school-record with 24 wins in 2010-11, culminating with a semifinal appearance in the 2011 NIT. Tomlinson was a part of 74 wins as a Buffalo, which at the time was the best in school history.



He is tied with Donnie Boyce for sixth in career assists (406), also holding that position in career games played (129) and started (111).

After graduating in 2012, he played professionally for six seasons for Melbourne United of the National Basketball League in his native Australia. Following his playing career, he joined the basketball staff at Shantou University in

China, led by his father, Bill, for one season before returning to the United States in 2018.

Tomlinson returned to Boulder, joining Colorado as a coaching intern for the 2018-19 season. He served as head coach of Team Colorado, the school's alumni squad in The Basketball Tournament, in the summer of 2019, guiding the Buffs to the second round.



2018-19 University of Colorado Men's Basketball Coaching Staff



## DIRECTOR OF BASKETBALL OPERATIONS BILL CARTUN



Bill Cartun is in his 10th year with the University of Colorado men's basketball staff and his eighth as the Director of Basketball Operations.

Cartun is responsible for directing the day-to-day operations of the basketball program, overseeing the budget, and coordinating team travel and video. He also serves as the camp director of the CU basketball summer camps, which continues to grow with record numbers each and every summer.

In addition to his operation duties, Cartun is also the team's video coordinator, supervising all aspects of the team's film and video needs, including opponent scouting, coordinating film exchange, managing the video room and supplying the coaching staff with game film.

"Bill is very dependable and continues to branch out in his roles on our staff with the operations and team travel, along with his video coordination ability," said CU head coach Tad Boyle. "Bill's the best video guy I have ever been around in the business; very dependable and handles a lot of details in our office. He continues to develop and grow as a coach."

Prior to coming to the Boulder campus, Cartun spent three years (2007-10) with the Charlotte Bobcats of the NBA as the basketball operations assistant and assistant video coordinator. With the Bobcats, he prepared video scouting edits for the coaches and players, scouted collegiate talent, and assisted in NBA draft preparation.

He is a 2005 graduate of Bates College where he received his bachelor's degree in economics. Cartun earned a master's degree in sport management from the



University of Connecticut in 2007. While at UConn he worked with the men's basketball team as a student assistant.

Cartun is a 2000 graduate of Avon High School in Avon, Conn., where he was a two-time all-State basketball selection. After high school he did a post graduate year at Cheshire Academy in Cheshire, Conn.

Cartun, his wife Ashley and their daughters Julianna and Finley, reside in Superior.



CU Basketball Managers

## BASKETBALL SUPPORT STAFF



### Troy Andre

#### Associate Sports Information Director

Troy Andre is in his 17th year with the Colorado Sports Information Office, joining the Buffalo staff in July 2003 from the University of Minnesota-Duluth. Along with duties of internet managing editor, he was promoted from assistant director to associate director on Dec. 1, 2016.

His primary responsibilities are handling the SID duties for men's basketball, assisting in the computer statistical needs for CU's other sports, and serving as the webmaster for CUBuffs.com, the school's Internet website. Andre is an active member of the College Sports Information Directors of America (CoSIDA) where he has served on the prestigious Academic All-America committee since 2003.

Andre worked for five years at Minnesota-Duluth both as the assistant sports information director and ticket manager, helping to publicize and promote 14 NCAA Division II sports and two NCAA Division I programs. He was UMD's primary contact for volleyball, women's soccer, men's and women's basketball and baseball; maintained UMD's official website; supervised the office work-study students; and in 2003, coordinated the marketing, promotion and ticket sales for the 2003 Women's Frozen Four.

He graduated in 1996 from the University of Northern Colorado with a bachelor's degree in journalism and mass communication with an emphasis in public relations and advertising. He attended graduate school at North Dakota State University, majoring in mass communication, and worked for two years as a graduate assistant in NDSU's sports information office between 1996 and 1998.

He is married to the former Danielle Driscoll, originally of East Grand Forks, Minn.



### Rawley Klingsmith

#### Associate Athletic Trainer

Rawley Klingsmith is in his seventh year with the University of Colorado sports medicine staff as the athletic trainer for men's basketball and the spirit squad.

Prior to coming to Boulder, Klingsmith was an integral part of the University of Northern Colorado sports medicine staff since 2004. In January 2012, he was promoted to Assistant

Athletic Director for Human Performance - Head Athletic Trainer.

During the summer of 2015 (July), Klingsmith was the athletic trainer for the 2015 United States Pan American men's basketball team in Toronto (bronze medal).

"Klingsmith graduated from UNC in May of 2000 with a bachelor of arts degree in kinesiology/athletic training. As an undergraduate, Klingsmith was a student athletic trainer and assisted with football, baseball, wrestling, soccer, volleyball and swimming.

Following graduation, he was a graduate assistant at the University of Oregon. For the Ducks, he assisted with the athletic training needs for the football and

wrestling programs and graduated with his master of science in sports medicine in April 2002.

Klingsmith is a member of the National Athletic Trainers Association and the Rocky Mountain Athletic Trainers Association.

Klingsmith, a native of Karval, Colo., graduated high school from a class of seven in 1995. He also lettered in baseball. He is married to the former Corri Lain.



### Stephen Englehart

#### Director of Strength & Conditioning for Olympic Sports

Stephen Englehart is in his fourth season as the Strength & Conditioning Coach for men's basketball and ninth overall at Colorado. His duties expanded to the Director of Strength & Conditioning for Olympic Sports in July 2018.

Prior to his duties with men's basketball, which started in April 2016, he worked with the Buffaloes' football, women's soccer, women's golf, men's golf and tennis programs.

He is certified as a strength and conditioning specialist (CSCS) by the National Strength and Conditioning Association. He also holds certifications with USAW, FMS and TPI Level 1&2.

Englehart came to CU from Southern Methodist University, where he worked one year (2010) as the assistant strength and conditioning coach for the Mustangs. That followed one season (2009) as the head football strength coach at Portland State University, his first full-time year in the profession. He got his start in the business as a graduate assistant at the University of Hawai'i, where he spent three years (2006-08). At Hawaii he was in charge of men's and women's basketball as well as other sports. He was on the Warrior staff the year the UH earned a Sugar Bowl invitation against Georgia as a "BCS" buster following a 12-0 regular season in 2007.

While at Hawai'i, he earned his Master's in Kinesiology and Rehabilitation Science in the spring of 2009. He received his Bachelor's degree in Exercise Science from Southeastern Louisiana University in 2005.

He was born June 5, 1981 in New Orleans, and graduated from Fountainbleau High School (Mandeville, La.), where he lettered in basketball. His twin brother, Chad, is the head strength coach for the Washington Redskins. He is married to the former Laura Williams (a registered nurse at the Rocky Mountain Cancer Center in Longmont); the couple has three children, Braylon (11), Coralee (6) and Magnolia (3).



### Mindy Sclaro

#### Assistant Director/Academics

Mindy Sclaro is in her 15th year as an Associate Director of Academics at the University of Colorado in 2019-20, serving as Academic Coordinator for the Herbst Academic Center.

Sclaro earned her Individual Certification from the National Association of Academic Advisors for Athletics. Sclaro prepared the N4A Academic and Life Skills Program Certification



Self Study for the Herbst Academic Center in 2011. She has also participated in a number of other programs including Bystander Intervention Training (2010, 2014); National Survey of Student Engagement Committee (2009); Learning Specialist Search Committee Chair (2008, 2012); Safe Zone Ally Training (2008); and the NCAA Certification Academic Integrity Committee (2007).

She is a graduate of the National Association of Academic Advisors for Athletics (N4A) Professional Development Institute's Leader/Manager Track.

Sclaro earned her bachelor's degree in sociology from Ithaca College in 1987 with a focus on therapeutic intervention. While at Ithaca, she was a member of the lacrosse team. Sclaro earned her master's degree in sport management from Northern Colorado in 2001. She has also earned a graduate certificate in Comparative Ethnic Studies at CU in 2015.

Prior to CU, she was the athletic director and varsity girls' soccer coach at the Alexander Dawson School in Lafayette, Colo. (1998-2005) and served as a life skills instructor, student advisor, and was the assistant athletic director from 1996-98. She was named the Mile High League Coach of the Year in 1998 and 2000, and was president of the league from 2003-05.

The former Mindy Cohen is married to Sam Sclaro. She enjoys watching soccer and hitting the trails with her dogs Ruby and Stella.



## **Marge Marcy** Assistant to the Head Coach

Marge Marcy is in her 11th year in the University of Colorado Athletic Department and 10th as the assistant to head coach Tad Boyle.

Marcy works closely with the CU coaches, assisting them with their schedules, travel and recruiting responsibilities. She coordinates administrative duties involving the basketball staff and the student-athletes. Marcy is also


Co-Director for the CU Boys Basketball Camps handling administration and registration.

With an experienced resume working as an executive assistant, Marcy previously worked for Intrawest (Golden), Vail Resorts, and Mobile Tool International (Westminster).

Born in Chicago, Ill., Marcy graduated from Maine East High School (Park Ridge, Ill.) and attended San Jose (Calif.) Community College.

She is married to Keith Marcy and the couple has two sons, Rob and Shaun, and two grandchildren.

She is an avid sailor and boater, and enjoys traveling on extended sailing vacations.




## **Nick Sprouse** Director of Olympic Sports/ Equipment Operations

Nick Sprouse rejoined the Colorado equipment staff in August of 2016. He oversees the equipment needs of the volleyball, lacrosse and men's and women's basketball programs.

Sprouse previously served on the CU equipment staff from 2005-11 and during that time he worked with all of CU's intercollegiate sport programs.

After he left Colorado in 2011, Sprouse joined the sales and reconditioning team at Denver Athletic Supply before moving back into the equipment field as an assistant at Colorado State. He originally came to Colorado in 2005 from the University of Arizona where he was an equipment intern for three years.

Sprouse graduated from Philip Barbour High School (West Virginia) in 1997 and earned his bachelor's in recreation administration in 2002 at Ashland University where he served as a student equipment manager. He is married to the former Linda Poncin and the couple has a daughter, Lily.



## **Mark Johnson** Director of Audio Broadcasting

Mark Johnson is in his 16th year as the play-by-play voice for Colorado basketball. After a 13-year run as the sports director at KOA, Johnson is in his third year as a full-time employee of the Colorado Athletic Department as the director of audio broadcasting. He continues call play-by-play for the football and men's basketball teams while also serving as the lead voice on the Buffaloes' multi-media and digital platforms. Prior to joining Newsradio 850 KOA in 2004, Johnson previously spent two years as the "Voice of the Orange" for the Syracuse University football and men's basketball programs. He called the national championship basketball season for the Orange during the 2002-03 season. Before his time in Syracuse, Johnson was the play-by-play announcer for four years at Illinois State University and earned three Silver Dome Awards for best play-by-play broadcast in the state of Illinois. He also worked for two years as an announcer for the University of North Dakota. Johnson earned a bachelor's degree in communications from North Dakota in 1992. He and his wife, Susan, have two sons, Jacob; Nicolas, a 2014 under- and MBA graduate from CSU-Pueblo; and a daughter, Halle, a 2014 CU graduate.



## **Scott Wilke** KOA Radio Analyst

Scott Wilke enters his seventh year as the analyst for CU Basketball. Wilke left his mark on the CU record book from 1984-88 averaging 12.4 points and 5.2 rebounds per game. Entering the 2016-17 season, Wilke continues to rank in a number of categories, including No. 9 in field goal percentage (.536), No. 14 in scoring (1,366) and No. 24 in rebounding (576). After college, Wilke played professional basketball for 12 years in Europe, including five years in England, and three years in Luxembourg. He also played in Australia, Japan, Austria, and Finland. Wilke is in his 15th year at Horizon High School in Thornton, where he teaches business and marketing courses. He's also an advisor for DECA and FBLA (co-curricular clubs). Wilke graduated with a bachelor's degree in business from CU in 1988 and earned a master's degree in business administration through Bellevue University (Nebraska) in 2006. Wilke and his wife, Susan, have two sons, Alex, a May 2014 CU graduate; Jax and a daughter, Phoenix.

## ADMINISTRATION/SUPPORT STAFF



**Ceal Barry**  
Deputy AD/SWA



**Ben Broussard**  
Senior Associate AD/  
Advancement



**Jason DePaepe**  
Senior Associate AD/  
Internal Operations



**Cory Hilliard**  
Senior Associate AD/  
Business Operations/  
CAFO



**Kris Livingston**  
Senior Associate AD/  
Student Success



**Miguel Rueda**  
Senior Associate AD/  
Health & Wellness



**Laura Anderson**  
Associate AD/  
Performance Nutrition



**Matt Biggers**  
Associate AD/Chief  
Marketing Officer



**Lance Carl**  
Associate AD/Business/  
Student-Athlete  
Development



**J.T. Galloway**  
Associate AD/Equipment  
and Licensing



**Cecil Hairston II**  
Associate AD/Ticket  
Operations & Sales



**Jill Keegan**  
Associate AD/  
Compliance



**David Plati**  
Associate AD/Sports  
Information Director



**Tracy Tripp**  
Associate AD/  
Human Resources



**Emily Canova**  
Assistant AD/  
Special Projects



**Orville Jennings**  
Assistant AD/  
CU Events Center



**Prema Khanna**  
Assistant AD/Director  
of Marketing



**Ted Ledbetter**  
Assistant AD/  
Development



**Lindsey Lew**  
Assistant AD/Digital &  
Database Marketing



**Scott McMichael**  
Assistant AD/  
Development



**Alisha Cash Palas**  
Assistant AD/  
Business Operations



**Marcus Palas**  
Assistant AD/Senior  
Director of Development



**Gabbie Pelloni**  
Assistant AD/Olympic  
Operations & Brand  
Management



**Dr. Eric McCarty**  
Director of Sports  
Medicine



**Deric Swanson**  
Executive Director of  
BuffVision



**Brent DePaepe**  
Creative Services  
Manager



**Bart Emery**  
CU Events Center



**Kasey Gengler**  
Coordinator of Athletic  
Events & Facilities



**Lance Gerlach**  
Buffalo Sports Properties/  
General Manager



**Jennifer Green**  
Game Operations  
Facilities  
Administration



**Carly Herm**  
Coordinator of Athletic  
Events & Facilities



**Michael Kussin**  
Spirit Squad Coordinator



**Eric Pelloni**  
Associate Director of  
BuffVision



**Rachel Ripken**  
Community Outreach  
Manager



**Stephanie  
Van De Creek**  
Assistant Ticket Manager



# 2018 PREVIEW



*Evan Battey*  
Forward

## 2018-19 GAME-BY-GAME LEADERS

Team (Date)	Result	G	G	Starters G/F	F	F	High Scoring	High Rebounds	High Assists	High Steals	High Blocks	Attd.
DRAKE (11/13)	W 100-71	M. Wright	Gatling	Bey	Batley	Siewert	25-M. Wright	14-Bey	6-M. Wright	2-M. Wright	1-5 players	5695
OMAHA (11/16)	W 79-75	M. Wright	Gatling	Schwartz	Bey	Siewert	16-Bey/Siewert	7-Bey/Schwartz	5-M. Wright	1-4 players	3-Bey	5720
at San Diego (11/20)	L 64-60	M. Wright	Gatling	Schwartz	Bey	Siewert	18-Batley	8-Bey	6-M. Wright	2-M. Wright	5-Bey	1880
at Air Force (11/24)	W 93-56	M. Wright	Gatling	Schwartz	Bey	Siewert	17-Siewert	8-Siewert	5-M. Wright	2-SG/MW/EB	1-DS/NW/EP	2704
PORTLAND (11/28)	W 93-69	M. Wright	Gatling	Schwartz	Bey	Siewert	22-M. Wright	10-Siewert	3-M. Wright/Kountz	3-N. Wright/Gatling	1-Siewert/Parquet	5550
COLORADO STATE (12/1)	W 86-80	M. Wright	Gatling	Schwartz	Bey	Siewert	23-Bey	10-Bey/Siewert	11-M. Wright	2-M. Wright	1-Bey/N. Wright	7887
SOUTH DAKOTA (12/4)	W 82-58	M. Wright	Gatling	Schwartz	Bey	Siewert	14-Batley/Schwartz	7-Bey	6-M. Wright	2-SG/TB/MW	1-M. Wright	6462
UIC (12/8)	W 84-72	M. Wright	Gatling	Schwartz	Bey	Siewert	21-M. Wright	15-Bey	9-M. Wright	3-M. Wright	1-Siewert	7277
at New Mexico (12/11)	W 78-75	M. Wright	Gatling	Schwartz	Bey	Siewert	16-Bey	12-Bey	3-M. Wright	2-Bey	5-Bey	10800
#vs. Indiana State (12/22)	L 67-72	M. Wright	Gatling	Schwartz	Bey	Siewert	16-Bey	13-Bey	5-M. Wright	2-Batley	3-Bey/Gatling	6049
#at Hawai'i (12/23)	L 62-70^	M. Wright	Gatling	Schwartz	Bey	Siewert	20-M. Wright	10-Bey	5-M. Wright	3-Bey	2-Bey/Siewert	5470
#vs. Charlotte (12/25)	W 68-53	M. Wright	Gatling	Schwartz	Bey	Siewert	17-Siewert	6-Bey	5-M. Wright	1-6 players	1-Bey/Batley	5696
*at Arizona (1/3)	L 56-64	M. Wright	Gatling	Schwartz	Bey	Siewert	17-M. Wright	11-Bey	3-M. Wright	2-M. Wright	2-Bey/Parquet	13511
*at Arizona State (1/5)	L 61-83	M. Wright	Parquet	Schwartz	Bey	Siewert	12-M. Wright	6-Bey	3-M. Wright	3-M. Wright	2-M. Wright	10003
*WASHINGTON STATE (1/10)	W 92-60	M. Wright	Kountz	Schwartz	Bey	Siewert	26-Bey	14-Batley	7-M. Wright	2-M. Wright	1-TB/EB/EP	6184
*WASHINGTON (1/12)	L 70-77	M. Wright	Kountz	Schwartz	Bey	Siewert	22-Schwartz	9-Bey	6-Gatling	4-Gatling	0	7758
*at Utah (1/20)	L 69-78	Gatling	Parquet	Schwartz	Bey	Siewert	21-Gatling	10-Bey	3-Gatling/Kountz	2-Bey	1-Schwartz	10372
*at California (1/24)	W 68-59	M. Wright	Gatling	Schwartz	Bey	Siewert	18-Siewert	14-Bey	4-M. Wright/Kountz	0	3-Bey	5720
*at Stanford (1/26)	L 62-75	M. Wright	Gatling	Schwartz	Bey	Siewert	17-Bey	6-Batley	4-M. Wright/Kountz	2-Schwartz	0	3648
*OREGON STATE (1/31)	L 74-76	M. Wright	Gatling	Schwartz	Bey	Siewert	18-M. Wright	8-Siewert	4-M. Wright/Gatling	0	0	6839
*OREGON (2/2)	W 73-51	M. Wright	Gatling	Schwartz	Bey	Siewert	27-Bey	10-Bey	2-M. Wright/Gatling	2-Batley/Kountz	2-Parquet	8654
*at UCLA (2/6)	W 84-73	M. Wright	Gatling	Schwartz	Bey	Siewert	28-Gatling	10-Bey	8-M. Wright	3-Gatling	2-Bey	6983
*at USC (2/9)	W 69-65	M. Wright	Gatling	Schwartz	Bey	Siewert	20-M. Wright	8-M. Wright	3-M. Wright	1-Batley	1-Bey	3974
*ARIZONA STATE (2/13)	W 77-73	M. Wright	Gatling	Schwartz	Bey	Siewert	24-M. Wright	17-Bey	8-M. Wright	2-Kountz	1-Bey	6273
*ARIZONA (2/17)	W 67-60	M. Wright	Gatling	Schwartz	Bey	Siewert	15-Siewert	10-Bey	3-Siewert/Gatling	2-Siewert	1-DS/EB/EP	7899
*at Washington State (2/20)	L 74-76	M. Wright	Gatling	Schwartz	Bey	Siewert	13-M. Wright/Batley	12-Bey	7-M. Wright	2-M. Wright/Siewert	1-Bey/Siewert	1911
*at Washington (2/23)	L 55-64	M. Wright	Gatling	Schwartz	Bey	Batley	20-Bey	11-Bey	5-M. Wright	3-Gatling	1-SG/TB/LS	10000
*UTAH (3/2)	W 71-63	M. Wright	Gatling	Schwartz	Bey	Batley	17-Bey	10-Bey	4-Gatling	2-Wright	1-Bey	8405
*UCLA (3/7)	W 93-68	M. Wright	Gatling	Schwartz	Bey	Batley	27-Bey	13-Bey	5-M. Wright	3-Gatling	2-Bey	7797
*USC (3/9)	W 78-67	M. Wright	Gatling	Schwartz	Bey	Batley	21-Batley	11-Bey	4-Schwartz	1-4 players	1-SG/TB/DS	9379
!vs. California (3/13)	W 56-51	M. Wright	Gatling	Schwartz	Bey	Batley	18-M. Wright	11-Bey	3-M. Wright	2-Gatling/Kountz	1-Batley/Wright	9748
!vs. Oregon State (3/14)	W 73-58	M. Wright	Gatling	Schwartz	Bey	Batley	17-M. Wright	9-Batley	4-M. Wright	1-SG/DK/LS	2-Bey	10556
!vs. Washington (3/15)	L 61-66	M. Wright	Gatling	Schwartz	Bey	Batley	22-Bey	16-Bey	4-M. Wright	1-4 players	2-Bey	13955
%DAYTON (3/19)	W 78-73	M. Wright	Gatling	Schwartz	Bey	Batley	19-M. Wright/Schwartz	12-Bey	5-M. Wright	2-M. Wright	1-Bey/Kountz	3091
%NORFOLK STATE (3/25)	W 76-60	M. Wright	Gatling	Schwartz	Bey	Batley	17-Bey	10-Batley	6-M. Wright	1-DS/TB/MW	2-Batley	5891
%at Texas (3/27)	L 55-68	M. Wright	Gatling	Schwartz	Bey	Batley	18-Bey	13-Bey	3-M. Wright	1-TB/EB/MW	1-Bey	3982

\*- Conference game; #-Diamond Head Classic (Honolulu, Hawai'i); !-Pac-12 Tournament (T-Mobile Arena, Las Vegas, Nev.); %-Postseason NIT; ^OT

### ALL GAMES

##	Player	GP	GS	Min	Avg	FG	FGA	Pct	3FG3	FGA	Pct	FT	FTA	Pct	Off	Def	Tot	Avg	PF	FO	A	TO	Blk	Stl	Pts	Avg
01	Bey, Tyler	36	36	944	26.2	184	340	.541	5	22	.227	115	147	.782	78	278	356	9.9	83	2	23	71	44	30	488	13.6
25	Wright, McKinley	35	35	1137	32.5	161	326	.494	38	104	.365	96	119	.807	28	145	173	4.9	58	0	167	108	7	39	456	13.0
00	Gatling, Shane	36	33	935	26.0	103	288	.358	59	185	.319	85	103	.825	7	63	70	1.9	61	1	60	44	7	34	350	9.7
05	Schwartz, D'Shawn	35	35	1008	28.8	113	259	.436	41	131	.313	56	72	.778	34	97	131	3.7	75	1	46	42	6	13	323	9.2
23	Siewert, Lucas	36	26	918	25.5	113	263	.430	44	125	.352	49	66	.742	44	136	180	5.0	97	3	56	58	12	15	319	8.9
21	Batley, Evan	36	11	759	21.1	105	217	.484	3	16	.188	79	112	.705	68	89	157	4.4	108	5	44	38	12	17	292	8.1
13	Wright, Namon	14	0	239	17.1	29	64	.453	13	34	.382	27	32	.844	6	34	40	2.9	15	0	12	10	3	6	98	7.0
02	Kountz, Daylen	36	2	622	17.3	71	165	.430	16	52	.308	42	65	.646	3	47	50	1.4	46	0	46	41	3	15	200	5.6
14	Brown, Deleon	9	0	190	21.1	12	37	.324	6	20	.300	7	12	.583	2	9	11	1.2	17	0	7	9	1	4	37	4.1
10	Strating, Alexander	29	0	231	8.0	22	32	.688	0	0	.000	11	22	.500	17	16	33	1.1	28	0	9	12	2	2	55	1.9
24	Parquet, Eli	26	2	219	8.4	11	41	.268	5	21	.238	3	7	.429	8	18	26	1.0	23	0	8	13	10	6	30	1.2
12	Martinka, AJ	6	0	8	1.3	0	3	.000	0	0	.000	0	0	.000	1	3	4	0.7	1	0	0	2	0	0	0	0.0
34	Ersek, Benan	6	0	8	1.3	0	0	.000	0	0	.000	0	0	.000	0	1	1	0.2	2	0	0	1	0	0	0	0.0
33	McQuade, Aidan	6	0	7	1.2	0	1	.000	0	1	.000	0	0	.000	0	1	1	0.2	2	0	0	0	0	0	0	0.0
TEAM															68	53	121	3.4	0			28			0	
Total		36		7225		924	2036	.454	230	711	.323	570	757	.753	364	990	1354	37.6	616	12	478	477	107	181	2648	73.6
Opponents		36		7225		878	2070	.424	247	777	.318	426	643	.663	306	822	1128	31.3	713	20	378	437	120	254	2429	67.5

### CONFERENCE ONLY

##	Player	GP	GS	Min	Avg	FG	FGA	Pct	3FG3	FGA	Pct	FT	FTA	Pct	Off	Def	Tot	Avg	PF	FO	A	TO	Blk	Stl	Pts	Avg
01	Bey, Tyler	18	18	482	26.8	105	189	.556	1	6	.167	50	66	.758	33	147	180	10.0	44	1	13	31	16	12	261	14.5
25	Wright, McKinley	17	17	543	31.9	76	152	.500	19	49	.388	42	52	.808	11	62	73	4.3	29	0	73	41	4	16	213	12.5
00	Gatling, Shane	18	15	531	29.5	66	171	.386	40	116	.345	45	52	.865	2	37	39	2.2	31	0	43	26	2	18	217	12.1
05	Schwartz, D'Shawn	18	18	541	30.1	58	132	.439	21	69	.304	38	46	.826	20	48	68	3.8	43	0	28	18	3	8	175	9.7
23	Siewert, Lucas	18	14	492	27.3	52	137	.380	21	69	.304	22	29	.759	25	61	86	4.8	48	3	35	27	6	9	147	8.2
21	Batley, Evan	18	4	370	20.6	56	103	.544	0	2	.000	32	49	.653	35	43	78	4.3	57	4	23	20	3	8	144	8.0
02	Kountz, Daylen	18	2	356	19.8	35	92	.380	5	25	.200	23	33	.697	2	26	28	1.6	22	0	25	28	1	9	98	5.4
13	Wright, Namon	2	0	25	12.5	1	3	.333	0	2	.000	2	2	1.000	1	1	2	1.0	2	0	0	1	0	0	4	2.0
10	Strating, Alexander	15	0	120	8.0	10	13	.769	0	0	.000	3	8	.375	6	6	12	0.8	16	0	6	9	1	1	23	1.5
24	Parquet, Eli	14	2	133	9.5	4	22	.182	1	8	.125	2	3	.667	5	14	19	1.4	13	0	6	9	8	5	11	0.8
33	McQuade, Aidan	2	0	2	1.0	0	0	.000	0	0	.000	0	0	.000	0	0	0	0.0	1	0	0	0	0	0	0	0.0
34	Ersek, Benan	2	0	3	1.5	0	0	.000	0	0	.000	0	0	.000	0	0	0	0.0	0	0	0	0	0	0	0	0.0
12	Martinka, AJ	2	0	2	1.0	0	0	.000	0	0	.000	0	0	.000	0	0	0	0.0	0	0	0	0	0	0	0	0.0
TEAM															35	29	64	3.6	0			14			0	
Total		18		3600		463	1014	.457	108	346	.312	259	340	.762	175	474	649	36.1	306	8	252	224	44	86	1293	71.8
Opponents		18		3600		448	1030	.435	123	377	.326	213	317	.672	163	405	568	31.6	331	8	212	204	72	125	1232	68.4



## 2018-19 GAME-BY-GAME TEAM STATISTICS

### COLORADO STATISTICS

Opponent	Date	Score	W/L	FG	FGA	Pct	3FG	FGA	Pct	FT	FTA	Pct	Off	Def	Tot	Avg	PF	A	TO	Blk	Stl	Pts	Avg
DRAKE	11/13/18	100-71	W	33	56	.589	10	22	.455	24	37	.649	8	36	44	44.0	17	15	12	5	5	100	100.0
OMAHA	11/16/18	79-75	W	26	55	.473	8	21	.381	19	23	.826	11	25	36	40.0	13	13	16	6	4	79	89.5
at San Diego	11/20/18	64-70	L	24	57	.421	7	19	.368	9	15	.600	10	25	35	38.3	25	13	14	7	6	64	81.0
at Air Force	11/24/18	93-56	W	34	58	.586	14	29	.483	11	18	.611	8	36	44	39.8	21	18	16	3	8	93	84.0
PORTLAND	11/28/18	93-69	W	31	63	.492	8	22	.364	23	30	.767	11	33	44	40.6	13	11	13	2	8	93	85.8
COLORADO ST.	12/1/18	86-80	W	33	70	.471	6	21	.286	14	18	.778	12	28	40	40.5	15	17	8	2	2	86	85.8
SOUTH DAKOTA	12/4/18	82-58	W	26	54	.481	5	16	.313	25	30	.833	11	30	41	40.6	23	13	13	1	8	82	85.3
UIC	12/8/18	84-72	W	27	60	.450	5	19	.263	25	33	.758	14	22	36	40.0	17	13	16	1	9	84	85.1
at New Mexico	12/11/18	78-75	W	26	62	.419	5	19	.263	21	32	.656	14	37	51	41.2	18	10	13	6	5	78	84.3
vs Indiana State	12/22/18	67-72	L	25	52	.481	5	18	.278	12	19	.632	7	25	32	40.3	15	10	19	9	6	67	82.6
at Hawai'i	12/23/18	62-70	Lot	21	62	.339	4	22	.182	16	24	.667	9	26	35	39.8	20	8	13	4	5	62	80.7
vs Charlotte	12/25/18	68-53	W	24	53	.453	7	20	.350	13	16	.813	10	22	32	39.2	17	15	15	2	6	68	79.7
at Arizona	1/3/19	56-64	L	19	53	.358	6	17	.353	12	14	.857	10	26	36	38.9	16	7	17	6	3	56	77.8
at Arizona State	1/5/19	61-83	L	19	58	.328	5	26	.192	18	22	.818	12	16	28	38.1	21	10	14	4	10	61	76.6
WASHINGTON STATE	1/10/19	92-60	W	35	64	.547	11	27	.407	11	18	.611	14	27	41	38.3	16	20	12	3	6	92	77.7
WASHINGTON	1/12/19	70-77	L	24	54	.444	6	15	.400	16	23	.696	9	20	29	37.8	21	13	12	0	8	70	77.2
at Utah	1/20/19	69-78	L	26	64	.406	6	17	.353	11	16	.688	12	25	37	37.7	23	10	11	1	4	69	76.7
at California	1/24/19	68-59	W	25	50	.500	7	22	.318	11	15	.733	5	32	37	37.7	18	18	13	4	0	68	76.2
at Stanford	1/26/19	62-75	L	26	64	.406	3	16	.188	7	13	.538	11	18	29	37.2	14	13	11	0	3	62	75.5
OREGON STATE	1/31/19	74-76	L	26	52	.500	6	20	.300	16	26	.615	7	25	32	37.0	20	15	11	0	0	74	75.4
OREGON	2/2/19	73-51	W	23	53	.434	3	20	.150	24	28	.857	9	36	45	37.3	16	7	14	4	6	73	75.3
at UCLA	2/6/19	84-73	W	28	52	.538	13	24	.542	15	16	.938	6	23	29	37.0	9	22	14	3	7	84	75.7
at Southern California	2/9/19	69-65	W	26	53	.491	4	20	.200	13	15	.867	7	31	38	37.0	19	11	12	1	1	69	75.4
ARIZONA STATE	2/13/19	77-73	W	28	57	.491	5	18	.278	16	21	.762	11	28	39	37.1	16	16	12	1	4	77	75.5
ARIZONA	2/17/19	67-60	W	24	43	.558	5	14	.357	14	16	.875	7	24	31	36.8	11	11	15	3	4	67	75.1
at Washington State	2/20/19	74-76	L	25	66	.379	9	29	.310	15	19	.789	13	26	39	36.9	19	16	11	2	7	74	75.1
at Washington	2/23/19	55-64	L	22	53	.415	4	13	.308	7	11	.636	14	25	39	37.0	17	15	19	3	8	55	74.3
UTAH	3/2/19	71-63	W	25	52	.481	5	15	.333	16	23	.696	7	26	33	36.9	15	14	9	1	7	71	74.2
UCLA	3/7/19	93-68	W	34	69	.493	7	21	.333	18	20	.900	10	37	47	37.2	19	18	9	5	4	93	74.9
SOUTHERN CALIFORNIA	3/9/19	78-67	W	28	57	.491	3	12	.250	19	24	.792	11	29	40	37.3	16	16	8	3	4	78	75.0
vs California	3/13/19	56-51	W	20	46	.435	8	20	.400	8	12	.667	10	30	40	37.4	13	10	23	2	5	56	74.4
vs Oregon State	3/14/19	73-58	W	22	51	.431	6	16	.375	23	27	.852	11	28	39	37.4	20	14	10	3	3	73	74.3
vs Washington	3/15/19	61-66	L	17	53	.321	6	24	.250	21	26	.808	18	26	44	37.6	21	10	18	3	4	61	73.9
DAYTON	3/19/19	78-73	W	27	61	.443	8	21	.381	16	18	.889	10	24	34	37.5	12	12	7	2	5	78	74.0
NORFOLK STATE	3/25/19	76-60	W	27	54	.500	6	19	.316	16	21	.762	7	35	42	37.7	12	18	13	4	3	76	74.1
at Texas	3/27/19	55-68	L	18	55	.327	4	17	.235	15	18	.833	8	28	36	37.6	18	6	14	1	3	55	73.6
<b>Totals</b>				<b>924</b>	<b>2036</b>	<b>.454</b>	<b>230</b>	<b>711</b>	<b>.323</b>	<b>570</b>	<b>757</b>	<b>.753</b>	<b>364</b>	<b>990</b>	<b>1354</b>	<b>37.6</b>	<b>616</b>	<b>478</b>	<b>477</b>	<b>107</b>	<b>181</b>	<b>2648</b>	<b>73.6</b>

### OPPONENT STATISTICS

Opponent	Date	Score	W/L	FG	FGA	Pct	3FG	FGA	Pct	FT	FTA	Pct	Off	Def	Tot	Avg	PF	A	TO	Blk	Stl	Pts	Avg
DRAKE	11/13/18	100-71	W	24	62	.387	11	37	.297	12	21	.571	8	21	29	29.0	26	14	13	2	5	71	71.0
OMAHA	11/16/18	79-75	W	29	61	.475	9	22	.409	8	12	.667	7	20	27	28.0	22	7	10	2	7	75	73.0
at San Diego	11/20/18	64-70	L	22	60	.367	8	25	.320	18	21	.857	15	26	41	32.3	18	11	14	4	3	70	72.0
at Air Force	11/24/18	93-56	W	20	54	.370	1	13	.077	15	28	.536	6	19	25	30.5	17	3	13	1	6	56	68.0
PORTLAND	11/28/18	93-69	W	27	63	.429	6	22	.273	9	13	.692	4	22	26	29.6	25	10	17	3	9	69	68.2
COLORADO ST.	12/1/18	86-80	W	30	58	.517	10	23	.435	10	16	.625	3	26	29	29.5	21	11	12	1	6	80	70.2
SOUTH DAKOTA	12/4/18	82-58	W	19	56	.339	4	23	.174	16	27	.593	13	20	33	30.0	23	4	13	1	6	58	68.4
UIC	12/8/18	84-72	W	30	53	.566	6	16	.375	6	10	.600	4	24	28	29.8	28	6	24	0	7	72	68.9
at New Mexico	12/11/18	78-75	W	29	70	.414	10	25	.400	7	14	.500	8	30	38	30.7	25	14	9	3	7	75	69.6
vs Indiana State	12/22/18	67-72	L	28	63	.444	9	16	.563	7	9	.778	11	23	34	31.0	21	13	15	2	9	72	69.8
at Hawai'i	12/23/18	62-70	Lot	22	61	.361	9	30	.300	17	25	.680	15	33	48	32.5	23	12	17	2	6	70	69.8
vs Charlotte	12/25/18	68-53	W	18	45	.400	1	16	.063	16	20	.800	6	19	25	31.9	14	6	15	4	7	53	68.4
at Arizona	1/3/19	56-64	L	25	58	.431	5	18	.278	9	12	.750	8	22	30	31.8	15	13	11	3	4	64	68.1
at Arizona State	1/5/19	61-83	L	32	56	.571	7	21	.333	12	19	.632	13	29	42	32.5	19	24	17	1	8	83	69.1
WASHINGTON STATE	1/10/19	92-60	W	21	57	.368	2	18	.111	16	19	.842	10	17	27	32.1	18	5	12	2	6	60	68.5
WASHINGTON	1/12/19	70-77	L	27	49	.551	9	20	.450	14	21	.667	6	25	31	32.1	22	9	16	6	8	77	69.1
at Utah	1/20/19	69-78	L	25	55	.455	9	22	.409	19	29	.655	9	29	38	32.4	22	16	11	5	9	78	69.6
at California	1/24/19	68-59	W	21	54	.389	5	21	.238	12	18	.667	4	20	24	31.9	17	10	4	2	7	59	69.0
at Stanford	1/26/19	62-75	L	27	49	.551	7	20	.350	14	16	.875	3	26	29	31.8	17	14	16	2	7	75	69.3
OREGON STATE	1/31/19	74-76	L	27	56	.482	7	20	.350	15	25	.600	8	24	32	31.8	18	11	10	3	6	76	69.7
OREGON	2/2/19	73-51	W	18	58	.310	4	25	.160	11	18	.611	8	24	32	31.8	23	6	11	6	8	51	68.8
at UCLA	2/6/19	84-73	W	31	67	.463	6	21	.286	5	8	.625	13	19	32	31.8	12	14	12	4	9	73	69.0
at Southern California	2/9/19	69-65	W	23	57	.404	7	24	.292	12	19	.632	8	21	29	31.7	14	12	6	2	7	65	68.8
ARIZONA STATE	2/13/19	77-73	W	25	59	.424	10	23	.435	13	22	.591	11	22	33	31.8	20	11	11	2	7	73	69.0
ARIZONA	2/17/19	67-60	W	24	54	.444	8	21	.381	4	10	.400	10	14	24	31.4	17	14	10	3	8	60	68.6
at Washington State	2/20/19	74-76	L	25	55	.455	10	19	.526	16	19	.842	6	31	37	31.7	19	17	12	5	7	76	68.9
at Washington	2/23/19	55-64	L	24	57	.421	8	20	.400	8	14	.571	13	15	28	31.5	14	11	11	9	12	64	68.7
UTAH	3/2/19	71-63	W	24	61	.393	5	26	.192	10	11	.909	12	22	34	31.6	18	11	12	5	4	63	68.5
UCLA	3/7/19	93-68	W	23	64	.359	7	18	.389	15	23	.652	9	26	35	31.7	20	6	11	7	6	68	68.5
SOUTHERN CALIFORNIA	3/9/19	78-67	W	26	64	.406	7	20	.350	8	14	.571	12	19	31	31.7	26	8	11	5	2	67	68.4
vs California	3/13/19	56-51	W	16	47	.340	8	22	.364	11	15	.733	2	17	19	31.3	14	7	11	6	12	51	67.9
vs Oregon State	3/14/19	73-58	W	18	53	.340	3	18	.167	19	24	.792	8	20	28	31.2	22	5	9	4	6	58	67.6
vs Washington	3/15/19	61-66	L	21	53	.396	7	24	.292	17	27	.630	7	20	27	31.1	22	11	10	4	13	66	67.5
DAYTON	3/19/19	78-73	W	30	55	.545	5	18	.278	8	11	.727	4	25	29	31.0	19	12	11	2	3	73	67.7
NORFOLK STATE	3/25/19	76-60	W	21	64	.328	8	28	.286	10	21	.476	14	23	37	31.2	22	9	11	3	7	60	67.5
at Texas	3/27/19	55-68	L	26	62	.419	9	22	.409	7	12	.583	8	29	37	31.3	20	11	9	4	10	68	67.5
Opponents				878	2070	.424	247	777	.318	426	643	.663	306	822	1128	31.3	713	378	437	120	254	2429	67.5

## 2018-19 COLORADO TEAM GAME-BY-GAME/COMPARISON

Opponent	1st	2nd	Score	Mar	Total FG	FG Pct	3-Pointers	3FG Pct	Free Throws	FT Pct	Reb	Mar	Assist	TOVer	Block	Steal	Fouls
DRAKE	45/34	55/37	100-71	+29	33-56/24-62	.589/.387	10-22/11-37	.455/.297	24-37/12-21	.649/.571	44/29	+15	15/14	12/13	5/2	5/5	17/26
OMAHA	33/29	46/46	79-75	+4	26-55/29-61	.473/.475	8-21/9-22	.381/.409	19-23/8-12	.826/.667	36/27	+9	13/7	16/10	6/2	4/7	13/22
San Diego	30/35	34/35	64-70	(6)	24-57/22-60	.421/.367	7-19/8-25	.368/.320	9-15/18-21	.600/.857	35/41	(6)	13/11	14/14	7/4	6/3	25/18
Air Force	36/26	57/30	93-56	+37	34-58/20-54	.586/.370	14-29/1-13	.483/.077	11-18/15-28	.611/.536	44/25	+19	18/3	16/13	3/1	8/6	21/17
PORTLAND	39/36	54/33	93-69	+24	31-63/27-63	.492/.429	8-22/6-22	.364/.273	23-30/9-13	.767/.692	44/26	+18	11/10	13/17	2/3	8/9	13/25
COLORADO ST.	29/32	57/48	86-80	+6	33-70/30-58	.471/.517	6-21/10-23	.286/.435	14-18/10-16	.778/.625	40/29	+11	17/11	8/12	2/1	2/6	15/21
SOUTH DAKOTA	41/28	41/30	82-58	+24	26-54/19-56	.481/.339	5-16/4-23	.313/.174	25-30/16-27	.833/.593	41/33	+8	13/4	13/13	1/1	8/6	23/23
UIC	34/29	50/43	84-72	+12	27-60/30-53	.450/.566	5-19/6-16	.263/.375	25-33/6-10	.758/.600	36/28	+8	13/6	16/24	1/0	9/7	17/28
New Mexico	34/43	44/32	78-75	+3	26-62/29-70	.419/.414	5-19/10-25	.263/.400	21-32/7-14	.656/.500	51/38	+13	10/14	13/9	6/3	5/7	18/25
Indiana State	28/36	39/36	67-72	(5)	25-52/28-63	.481/.444	5-18/9-16	.278/.563	12-19/7-9	.632/.778	32/34	(2)	10/13	19/15	9/2	6/9	15/21
Hawai'i	24/24	32/32	62-70	(8)	21-62/22-61	.339/.361	4-22/9-30	.182/.300	16-24/17-25	.667/.680	35/48	(13)	8/12	13/17	4/2	5/6	20/23
Charlotte	35/26	33/27	68-53	+15	24-53/18-45	.453/.400	7-20/1-16	.350/.063	13-16/16-20	.813/.800	32/25	+7	15/6	15/15	2/4	6/7	17/14
Arizona	24/39	32/25	56-64	(8)	19-53/25-58	.358/.431	6-17/5-18	.353/.278	12-14/9-12	.857/.750	36/30	+6	7/13	17/11	6/3	3/4	16/15
Arizona State	26/44	35/39	61-83	(22)	19-58/32-56	.328/.571	5-26/7-21	.192/.333	18-22/12-19	.818/.632	28/42	(14)	10/24	14/17	4/1	10/8	21/19
WASHINGTON STATE	41/25	51/35	92-60	+32	35-64/21-57	.547/.368	11-27/2-18	.407/.111	11-18/16-19	.611/.842	41/27	+14	20/5	12/12	3/2	6/6	16/18
WASHINGTON	35/48	35/29	70-77	(7)	24-54/27-49	.444/.551	6-15/9-20	.400/.450	16-23/14-21	.696/.667	29/31	(2)	13/9	12/16	0/6	8/8	21/22
Utah	19/41	50/37	69-78	(9)	26-64/25-55	.406/.455	6-17/9-22	.353/.409	11-16/19-29	.688/.655	37/38	(1)	10/16	11/11	1/5	4/9	23/22
California	34/23	34/36	68-59	+9	25-50/21-54	.500/.389	7-22/5-21	.318/.238	11-15/12-18	.733/.667	37/24	+13	18/10	13/4	4/2	0/7	18/17
Stanford	37/31	25/44	62-65	(13)	26-64/27-49	.406/.551	3-16/7-20	.188/.350	7-13/14-16	.538/.875	29/29	-	13/14	11/16	0/2	3/7	14/17
OREGON STATE	40/35	34/41	74-76	(2)	26-52/27-56	.500/.482	6-20/7-20	.300/.350	16-26/15-25	.615/.600	32/32	-	15/11	11/10	0/3	0/6	20/18
OREGON	40/17	33/34	73-51	+22	23-53/18-58	.434/.310	3-20/4-25	.150/.160	24-28/11-18	.857/.611	45/32	+13	7/6	14/11	4/6	6/8	16/23
UCLA	38/37	46/36	84-73	+11	28-52/31-67	.538/.463	13-24/6-21	.542/.282	15-16/5-8	.938/.625	29/32	(3)	22/14	14/12	3/4	7/9	9/12
Southern California	29/29	40/36	69-65	+4	26-53/23-57	.491/.404	4-20/7-24	.200/.296	13-15/12-19	.867/.632	38/29	+9	11/12	12/6	1/2	1/7	19/14
ARIZONA STATE	32/32	45/41	77-73	+4	28-57/25-59	.491/.424	5-18/10-23	.278/.435	16-21/13-22	.762/.591	39/33	+6	16/11	12/11	1/2	4/7	16/20
ARIZONA	34/28	33/32	67-60	+7	24-43/24-54	.558/.444	5-14/8-21	.357/.381	14-16/4-10	.875/.400	31/24	+7	11/14	15/10	3/3	4/8	11/17
Washington State	36/38	38/38	74-76	(2)	25-66/25-55	.379/.455	9-29/10-19	.310/.526	15-19/16-19	.789/.842	39/37	+2	16/17	11/12	2/5	7/7	19/19
Washington	27/35	28/29	55-64	(9)	22-53/24-57	.415/.421	4-13/8-20	.308/.400	7-11/8-14	.636/.571	39/28	+11	15/11	19/11	3/9	8/12	17/14
UTAH	35/26	36/37	71-63	+8	25-52/24-61	.481/.393	5-15/5-26	.333/.192	16-23/10-11	.696/.909	33/34	(1)	14/11	9/12	1/5	7/4	15/18
UCLA	37/27	56/41	93-68	+25	34-69/23-64	.493/.359	7-21/7-18	.333/.389	18-20/15-23	.900/.652	47/35	+12	18/6	9/11	5/7	4/6	19/20
SOUTHERN CALIFORNIA	30/37	48/30	78-67	+11	28-57/26-64	.491/.406	3-12/7-20	.250/.350	19-24/8-14	.792/.571	40/31	+9	16/8	8/11	3/5	4/6	16/26
California	28/22	28/29	56-51	+5	20-46/16-47	.435/.340	8-20/8-22	.400/.364	8-12/11-15	.667/.733	40/19	+21	10/7	23/11	2/6	5/12	13/14
Oregon State	37/18	36/40	73-58	+15	22-51/18-53	.431/.340	6-16/3-18	.375/.167	23-27/19-24	.852/.792	39/28	+11	14/5	10/9	3/4	3/6	20/22
Washington	33/27	28/39	61-66	(5)	17-53/21-53	.321/.396	6-24/7-24	.250/.292	21-26/17-27	.808/.630	44/27	+17	10/11	18/10	3/4	4/13	21/22
DAYTON	37/35	41/38	78-73	+5	27-61/30-55	.443/.545	8-21/5-18	.381/.278	16-18/8-11	.889/.727	34/29	+5	12/12	7/11	2/2	5/3	12/19
NORFOLK STATE	43/23	33/37	76-60	+16	27-54/21-64	.500/.328	6-19/8-28	.316/.286	16-21/10-21	.762/.476	42/37	+5	18/9	13/11	4/3	3/7	12/22
Texas	19/44	36/24	55-68	(13)	18-55/26-62	.327/.419	4-17/9-22	.235/.409	15-18/7-12	.833/.583	36/37	(1)	6/11	14/9	1/4	3/10	18/20

Note: Game totals are displayed in the format TEAM/OPPONENT for each category

### Points-Rebounds-Assists

Opponent	Date	Score	WL	0-SG	1-TB	2-DK	5-DS	10-AS	12-AM	13-NW	14-DB	21-EB	23-LS	24-EP	25-MW	33-AM	34-BE
DRAKE	11/13/18	100-71	W	12-4-2	9-14-1	9-3-4	DNP-NCAA	4-3-0	0-2-0	25-8-0	DNP-CD	8-1-1	11-3-1	5-3-0	17-2-6	0-0-0	0-1-0
UNO	11/16/18	79-75	W	4-0-1	16-7-0	0-0-1	15-7-0	1-1-0	DNP-CD	11-4-3	3-1-2	0-6-0	16-5-1	0-0-0	13-2-5	DNP-CD	DNP-CD
at USD	11/20/18	64-70	L	8-1-0	6-8-0	2-2-1	0-2-3	0-0-0	DNP-CD	4-1-0	5-1-0	18-4-1	7-3-2	0-0-0	14-7-6	DNP-CD	DNP-CD
at AFA	11/24/18	93-56	W	8-1-1	3-1-0	11-3-3	11-4-1	3-6-0	DNP-CD	13-5-2	7-2-0	9-4-2	17-8-2	6-2-2	5-6-5	DNP-CD	DNP-CD
UP	11/28/18	93-69	W	11-1-1	12-6-0	3-1-3	2-0-0	0-0-1	0-1-0	7-7-0	5-2-2	10-5-1	18-10-0	3-0-0	22-7-3	0-0-0	0-0-0
CSU	12/1/18	86-80	W	13-1-1	23-10-0	3-0-0	0-2-0	DNP-CD	DNP-CD	4-1-1	2-0-1	7-5-2	16-10-1	DNP-CD	18-7-11	DNP-CD	DNP-CD
SODAK	12/4/18	82-58	W	11-1-1	13-7-0	8-1-0	14-4-0	0-2-0	0-0-0	7-3-0	0-2-0	14-4-4	4-6-2	0-0-0	11-6-6	0-1-0	0-0-0
UIC	12/8/18	84-72	W	12-1-2	15-15-1	2-0-0	12-3-0	0-0-0	DNP-CD	3-0-0	4-3-0	7-3-0	8-2-1	0-0-0	21-6-9	DNP-CD	DNP-CD
at UNM	12/11/18	78-75	W	5-2-1	16-12-0	2-1-1	3-6-1	2-0-1	DNP-CD	8-2-2	8-0-1	10-9-0	12-6-0	DNP-CD	12-8-3	DNP-CD	DNP-CD
vs ISU	12/22/18	67-72	L	10-1-0	16-13-0	5-0-0	5-6-0	DNP-CD	DNP-CD	2-2-1	3-0-1	8-3-1	8-1-2	0-0-0	10-3-5	DNP-CD	DNP-CD
at UH	12/23/18	62-70	LOT	1-3-0	3-10-1	5-0-0	6-3-1	0-0-0	DNP-CD	0-2-0	DNP-CD	8-5-1	19-3-0	0-0-0	20-8-5	DNP-CD	DNP-CD
vs Char.	12/25/18	68-53	W	3-2-2	8-6-2	12-2-1	9-2-0	0-0-0	DNP-CD	10-3-3	DNP-CD	5-3-0	17-5-2	2-1-0	2-5-5	DNP-CD	DNP-CD
at Ariz	1/3/19	56-64	L	4-0-0	4-11-0	0-0-1	8-8-2	0-0-0	DNP-CD	4-2-0	DNP-CD	8-2-0	11-4-1	0-1-0	17-6-3	DNP-CD	DNP-CD
at ASU	1/5/19	61-83	L	8-0-1	7-6-1	10-0-1	10-4-2	2-2-0	DNP-CD	DNP-INJ	DNP-CD	7-4-1	3-5-0	2-2-1	12-2-3	DNP-CD	DNP-CD
WSU	1/10/19	92-60	W	17-0-0	26-10-1	8-2-2	16-7-4	2-0-1	0-0-0	DNP-INJ	DNP-INJ	2-14-3	8-4-1	3-1-1	10-2-7	0-0-0	0-0-0
WASH	1/12/19	70-77	L	8-3-6	15-9-0	8-1-0	22-2-1	1-1-2	DNP-CD	DNP-INJ	DNP-CD	6-2-0	8-5-2	0-0-0	2-1-2	DNP-CD	DNP-CD
at Utah	1/20/19	69-78	L	21-4-3	2-10-1	13-3-3	11-4-1	2-2-0	DNP-CD	0-0-0	DNP-ACAD	5-2-0	13-6-2	2-1-0	DNP-INJ	DNP-CD	DNP-CD
at Cal	1/24/19	68-59	W	13-6-2	17-14-2	5-0-4	2-2-1	DNP-CD	DNP-CD	DNP-INJ	DNP-ACAD	5-2-3	18-3-1	0-2-1	8-4-4	DNP-CD	DNP-CD
at Stan	1/26/19	62-75	L	10-1-1	17-5-0	0-2-4	2-1-1	DNP-CD	DNP-CD	DNP-INJ	DNP-ACAD	6-6-1	13-4-2	0-1-0	14-4-4	DNP-CD	DNP-CD
OSU	1/31/19	74-76	L	15-2-4	4-4-0	6-4-2	5-2-1	5-2-1	DNP-CD	DNP-INJ	DNP-ACAD	16-4-0	5-8-2	0-0-1	18-3-4	DNP-CD	DNP-CD
ORE	2/2/19	73-51	W	9-4-2	27-10-1	11-1-1	5-3-1	0-1-0	DNP-CD	DNP-INJ	DNP-ACAD	2-3-0	10-6-0	0-5-0	9-6-2	DNP-CD	DNP-CD
at UCLA	2/6/19	84-73	W	28-4-5	16-10-2	6-1-0	15-4-1	0-0-0	DNP-CD	DNP-INJ	DNP-ACAD	2-1-2	5-4-4	0-0-0	12-4-8	DNP-CD	DNP-CD
at USC	2/9/19	69-65	W	7-2-2	2-7-1	0-1-1	13-4-2	0-0-0	DNP-CD	DNP-INJ	DNP-ACAD	14-6-1	12-6-1	1-3-0	20-8-3	DNP-CD	DNP-CD
ASU	2/13/19	77-73	W	9-2-0	22-17-0	2-1-2	6-2-1	0-0-0	DNP-CD	DNP-INJ	DNP-ACAD	8-2-1	6-4-4	DNP-CD	24-6-8	DNP-CD	DNP-CD
ARIZ	2/17/19	67-60	W	11-1-3	9-10-0	7-2-1	5-2-1	DNP-CD	DNP-CD	DNP-INJ	DNP-ACAD	6-2-1	15-9-3	0-0-0	14-3-2	DNP-CD	DNP-CD
at WSU	2/20/19	74-76	L	12-1-2	12-12-0	8-4-0	6-3-2	4-1-0	DNP-CD	DNP-INJ	DNP-ACAD	13-7-1	3-0-4	3-2-0	13-7-7	DNP-CD	DNP-CD
at Wash	2/23/19	55-64	L	9-1-2	20-11-0	2-2-1	10-5-0	2-0-1	DNP-CD	DNP-INJ	DNP-ACAD	4-4-1	4-7-3	0-1-2	4-3-5	DNP-CD	DNP-CD
UTAH	3/2/19	71-63	W	3-1-4	17-10-3	3-1-1	16-6-1	3-1-0	DNP-CD	DNP-INJ	DNP-ACAD	15-4-1	4-3-1	DNP-INJ	10-2-3	DNP-CD	DNP-CD
UCLA	3/7/19	93-68	W	26-0-3	27-13-0	5-3-0	15-6-2	2-2-1	0-0-0	DNP-INJ	DNP-ACAD	4-6-4	5-3-3	DNP-INJ	9-9-5	0-0-0	0-0-0
USC	3/9/19	78-67	W	7-7-3	17-11-1	4-0-1	8-3-4	0-0-0	DNP-CD	DNP-INJ	DNP-ACAD	21-7-3	4-5-1	DNP-INJ	17-3-3	DNP-CD	DNP-CD
vs Cal	3/13/19	56-51	W	5-3-2	8-11-1	8-2-0	11-8-1	DNP-CD	DNP-CD	DNP-INJ	DNP-ACAD	4-2-2	2-5-1	DNP-INJ	18-7-3	DNP-CD	DNP-CD
vs OSU	3/14/19	73-58	W	15-6-1	8-6-0	2-1-1	11-3-3	10-1-1	DNP-CD	DNP-INJ	DNP-ACAD	10-9-1	0-6-3	DNP-INJ	17-5-4	DNP-CD	DNP-CD
vs Wash	3/15/19	61-66	L	6-2-0	22-16-1	5-1-1	8-3-3	DNP-CD	DNP-CD	DNP-INJ	DNP-ACAD	8-2-0	5-8-1	DNP-INJ	7-7-4	DNP-CD	DNP-CD
DAYTON	3/19/19	78-73	W	4-0-0	14-12-1	6-2-3	19-5-2	5-3-0	DNP-CD	DNP-INJ	DNP-ACAD	8-1-1	3-5-0	DNP-INJ	19-3-5	DNP-CD	DNP-CD
NSU	3/25/19	76-60	W	4-0-2	17-9-2	10-2-1	11-2-2	6-2-0	0-1-0	DNP-INJ	DNP-ACAD	12-10-3	7-6-2	3-0-0	6-5-6	0-0-0	0-0-0
at Texas	3/27/19	55-68	L	1-2-0	18-13-0	9-1-1	11-3-1	1-3-0	DNP-CD	DNP-INJ	DNP-ACAD	2-3-1	2-2-0	0-1-0	11-6-3	DNP-CD	DNP-CD



## SEASON INDIVIDUAL GAME HIGHS

### COLORADO

Points	28	Gatling, Shane at UCLA (2/6/19)
	27	Bey, Tyler vs UCLA (3/7/19)
	27	Bey, Tyler vs Oregon (2/2/19)
	26	Gatling, Shane vs UCLA (3/7/19)
	26	Bey, Tyler vs Washington State (1/10/19)
Field Goals Made	13	Bey, Tyler vs UCLA (3/7/19)
	10	Bey, Tyler vs Washington State (1/10/19)
Field Goal Att.	20	Bey, Tyler vs UCLA (3/7/19)
	18	Gatling, Shane at Utah (1/20/19)
FG Pct (min 5 made)	1.000 (9-9)	Bey, Tyler vs Oregon (2/2/19)
	1.000 (6-6)	Siewert, Lucas at Air Force (11/24/18)
3-Point FG Made	7	Gatling, Shane at UCLA (2/6/19)
	5	Schwartz, D'Shawn vs Dayton (3/19/19)
	5	Gatling, Shane vs Washington State (1/10/19)
	5	Wright, Namon vs Drake (11/13/18)
3-Point FG Att.	11	Gatling, Shane at California (1/24/19)
	10	Gatling, Shane at Washington State (2/20/19)
	10	Gatling, Shane at Utah (1/20/19)
	10	Gatling, Shane vs Washington State (1/10/19)
3-Pt FG Pct (min 2 made)	1.000 (3-3)	Siewert, Lucas at Air Force (11/24/18)
	1.000 (2-2)	Siewert, Lucas at Utah (1/20/19)
	1.000 (2-2)	Kountz, Daylen vs Charlotte (12/25/18)
	1.000 (2-2)	Siewert, Lucas vs Drake (11/13/18)
Free Throws Made	12	Bey, Tyler vs Washington (3/15/19)
	10	Gatling, Shane vs UCLA (3/7/19)
Free Throw Att.	14	Bey, Tyler vs Washington (3/15/19)
	11	Bey, Tyler vs Oregon (2/2/19)
FT Pct (min 3 made)	1.000 (10-10)	Gatling, Shane vs UCLA (3/7/19)
	1.000 (9-9)	Bey, Tyler vs Colorado St. (12/1/18)
	1.000 (8-8)	Wright, McKinley vs Oregon State (3/14/19)
	1.000 (8-8)	Wright, McKinley vs UIC (12/8/18)
Rebounds	17	Bey, Tyler vs Arizona State (2/13/19)
	16	Bey, Tyler vs Washington (3/15/19)
Assists	11	Wright, McKinley vs Colorado St. (12/1/18)
	9	Wright, McKinley vs UIC (12/8/18)
Steals	4	Gatling, Shane vs Washington (1/12/19)
	3	9 times, last by Gatling, Shane vs UCLA (3/7/19)
Blocked Shots	5	Bey, Tyler at New Mexico (12/11/18)
	5	Bey, Tyler at San Diego (11/20/18)
Turnovers	7	Bey, Tyler vs California (3/13/19)
	7	Wright, McKinley at Hawai'i (12/23/18)
Minutes	44	Wright, McKinley at Hawai'i (12/23/18)
	39	Wright, McKinley vs Washington (3/15/19)
	39	Wright, McKinley vs Southern California (3/9/19)
	39	Wright, McKinley vs Arizona State (2/13/19)
	38	Schwartz, D'Shawn vs Dayton (3/19/19)
	38	Wright, McKinley at Southern California (2/9/19)
	38	Schwartz, D'Shawn vs Washington (1/12/19)

### OPPONENT

Points	27	Pineiro, Isaiah at San Diego (11/20/18)
	25	Davis, Jon vs Charlotte (12/25/18)
	24	Bennie Boatwright at Southern California (2/9/19)
	23	Tres Tinkle vs Oregon State (3/14/19)
	23	Anthony Mathis at New Mexico (12/11/18)
Field Goals Made	10	Marcus Ottey vs UIC (12/8/18)
	9	Obi Toppin vs Dayton (3/19/19)
	9	Jaylen Nowell vs Washington (1/12/19)
	9	White, Romello at Arizona State (1/5/19)
	9	Jordan Blount vs UIC (12/8/18)
	9	Pineiro, Isaiah at San Diego (11/20/18)
Field Goal Att.	21	Tres Tinkle vs Oregon State (3/14/19)
	19	Robert Franks at Washington State (2/20/19)
	19	Josh McSwiggan vs Portland (11/28/18)
	19	Pineiro, Isaiah at San Diego (11/20/18)
FG Pct (min 5 made)	.833 (5-6)	Lake, De'Quon at Arizona State (1/5/19)
	.833 (5-6)	Supica, Milos vs Charlotte (12/25/18)
3-Point FG Made	7	Anthony Mathis at New Mexico (12/11/18)
	5	Sedrick Barefield at Utah (1/20/19)
	5	Jordan Barnes vs Indiana State (12/22/18)
	5	Josh McSwiggan vs Portland (11/28/18)
3-Point FG Att.	11	Sedrick Barefield at Utah (1/20/19)
	11	Purchase, Jack at Hawai'i (12/23/18)
	11	Josh McSwiggan vs Portland (11/28/18)
3-Pt FG Pct (min 2 made)	1.000 (3-3)	Ahmed Ali at Washington State (2/20/19)
	1.000 (3-3)	Alfred Hollins vs Oregon State (1/31/19)
	1.000 (2-2)	Ramey, Courtney at Texas (3/27/19)
Free Throws Made	10	Davis, Jon vs Charlotte (12/25/18)
	9	Timmy Allen at Utah (1/20/19)
Free Throw Att.	13	Timmy Allen at Utah (1/20/19)
	12	Stephen Thompson Jr. vs Oregon State (1/31/19)
FT Pct (min 3 made)	1.000 (6-6)	Matt Bradley vs California (3/13/19)
	1.000 (6-6)	Hands, Jaylen vs UCLA (3/7/19)
	1.000 (6-6)	Jeff Pollard vs Washington State (1/10/19)
	1.000 (6-6)	Pineiro, Isaiah at San Diego (11/20/18)
Rebounds	17	Raimo, Zigmars at Hawai'i (12/23/18)
	14	Massalski, Yauhen at San Diego (11/20/18)
Assists	9	Justin Coleman vs Arizona (2/17/19)
	8	Martin, Remy at Arizona State (1/5/19)
Steals	6	Matisse Thybulle at Washington (2/23/19)
	4	6 times, last by Osetkowski, Dylan at Texas (3/27/19)
Blocked Shots	5	Matisse Thybulle at Washington (2/23/19)
	4	Brown, Moses vs UCLA (3/7/19)
	4	Brown, Moses at UCLA (2/6/19)
	4	Kenny Wooten vs Oregon (2/2/19)
Turnovers	6	Raimo, Zigmars at Hawai'i (12/23/18)
	6	Tarkus Ferguson vs UIC (12/8/18)

## SEASON TEAM GAME HIGHS

### COLORADO

POINTS	100	DRAKE (11/13/18)
FIELD GOALS MADE	35	WASHINGTON STATE (1/10/19)
FIELD GOAL ATTEMPTS	70	COLORADO STATE (12/1/18)
FIELD GOAL PERCENTAGE	.589 (33-56)	DRAKE (11/13/18)
3 PT FIELD GOALS MADE	14	at Air Force (11/24/18)
3 PT FG ATTEMPTS	29	at Washington State (2/20/19)
	29	at Air Force (11/24/18)
3 PT FG PERCENTAGE	.542 (13-24)	at UCLA (2/6/19)
FREE THROWS MADE	25	UIC (12/8/18)
	25	SOUTH DAKOTA (12/4/18)
FREE THROW ATTEMPTS	37	DRAKE (11/13/18)
FREE THROW PERCENTAGE	.938 (15-16)	at UCLA (2/6/19)
REBOUNDS	51	at New Mexico (12/11/18)
ASSISTS	22	at UCLA (2/6/19)
STEALS	10	at Arizona State (1/5/19)
BLOCKED SHOTS	9	vs Indiana State (12/22/18)
TURNOVERS	23	vs California (3/13/19)
FOULS	25	at San Diego (11/20/18)

### OPPONENT

POINTS	83	at Arizona State (1/5/19)
FIELD GOALS MADE	32	at Arizona State (1/5/19)
FIELD GOAL ATTEMPTS	70	at New Mexico (12/11/18)
FIELD GOAL PERCENTAGE	.571 (32-56)	at Arizona State (1/5/19)
3 PT FIELD GOALS MADE	11	DRAKE (11/13/18)
3 PT FG ATTEMPTS	37	DRAKE (11/13/18)
3 PT FG PERCENTAGE	.563 (9-16)	vs Indiana State (12/22/18)
FREE THROWS MADE	19	vs Oregon State (3/14/19)
	19	at Utah (1/20/19)
FREE THROW ATTEMPTS	29	at Utah (1/20/19)
FREE THROW PERCENTAGE	.909 (10-11)	UTAH (3/2/19)
REBOUNDS	48	at Hawai'i (12/23/18)
ASSISTS	24	at Arizona State (1/5/19)
STEALS	13	vs Washington (3/15/19)
BLOCKED SHOTS	9	at Washington (2/23/19)
TURNOVERS	24	UIC (12/8/18)
FOULS	28	UIC (12/8/18)

## AND LOWS

### COLORADO

POINTS	55	at Washington (2/23/19)
	55	at Texas (3/27/19)
FIELD GOALS MADE	17	vs Washington (3/15/19)
FIELD GOAL ATTEMPTS	43	ARIZONA (2/17/19)
FIELD GOAL PERCENTAGE	.321 (17-53)	vs Washington (3/15/19)
3 PT FIELD GOALS MADE	3	at Stanford (1/26/19)
	3	OREGON (2/2/19)
	3	SOUTHERN CALIFORNIA (3/9/19)
3 PT FG ATTEMPTS	12	SOUTHERN CALIFORNIA (3/9/19)
3 PT FG PERCENTAGE	.150 (3-20)	OREGON (2/2/19)
FREE THROWS MADE	7	at Stanford (1/26/19)
	7	at Washington (2/23/19)
FREE THROW ATTEMPTS	11	at Washington (2/23/19)
FREE THROW PERCENTAGE	.538 (7-13)	at Stanford (1/26/19)
REBOUNDS	28	at Arizona State (1/5/19)
ASSISTS	6	at Texas (3/27/19)
STEALS	0	at California (1/24/19)
	0	OREGON STATE (1/31/19)
BLOCKED SHOTS	0	WASHINGTON (1/12/19)
	0	at Stanford (1/26/19)
	0	OREGON STATE (1/31/19)
TURNOVERS	7	DAYTON (3/19/19)
FOULS	9	at UCLA (2/6/19)

### OPPONENT

POINTS	51	OREGON (2/2/19)
	51	vs California (3/13/19)
FIELD GOALS MADE	16	vs California (3/13/19)
FIELD GOAL ATTEMPTS	45	vs Charlotte (12/25/18)
FIELD GOAL PERCENTAGE	.310 (18-58)	OREGON (2/2/19)
3 PT FIELD GOALS MADE	1	at Air Force (11/24/18)
	1	vs Charlotte (12/25/18)
3 PT FG ATTEMPTS	13	at Air Force (11/24/18)
3 PT FG PERCENTAGE	.063 (1-16)	vs Charlotte (12/25/18)
FREE THROWS MADE	4	ARIZONA (2/17/19)
FREE THROW ATTEMPTS	8	at UCLA (2/6/19)
FREE THROW PERCENTAGE	.400 (4-10)	ARIZONA (2/17/19)
REBOUNDS	19	vs California (3/13/19)
ASSISTS	3	at Air Force (11/24/18)
STEALS	2	SOUTHERN CALIFORNIA (3/9/19)
BLOCKED SHOTS	0	UIC (12/8/18)
TURNOVERS	4	at California (1/24/19)
FOULS	12	at UCLA (2/6/19)



## GAME 1

### COLORADO 100, DRAKE 71

Nov. 13, 2018, Boulder, Colo. (CU Events Center)

#### VISITORS: Drake 1-1

# Player	fg-a	3fg-a	ft-a	of	de	tot	pf	tp	a	to	s	bk	min
2 Tremell Murphy	1-2	0-0	0-1	0	2	2	5	4	2	3	1	0	16
35 Nick McGlynn	1-10	0-4	7-9	2	5	7	0	13	1	3	1	0	30
0 D.J. Wilkins	5-10	4-7	2-5	0	2	2	3	16	2	0	0	0	29
20 Nick Norton	6-10	4-7	2-2	1	2	3	18	4	3	2	0	0	31
22 Brady Ellingson	1-9	1-8	0-1	0	1	1	4	3	1	2	0	0	31
14 Noah Thomas	4-9	2-5	0-1	0	0	0	1	10	1	1	0	0	19
11 Antonio Pilipovic	0-3	0-3	0-0	0	1	1	1	1	0	0	0	0	10
21 Liam Robbins	0-0	0-0	0-0	0	2	2	5	0	0	0	0	0	5
4 Anthony Murphy	3-7	0-3	1-2	2	4	6	4	7	1	1	0	1	27
1 Samm Jones	0-0	0-0	0-0	0	0	0	0	1	0	1	0	0	2
TEAM				3	2	5							
Totals.....	24-62	11-37	12-21	8	21	29	26	71	14	13	5	2	200

TOTAL FG% 1st Half: 12-28 42.9% 2nd Half: 12-34 35.3% Game: 38.7% DEADBALL  
3-Pt. FG% 1st Half: 7-18 38.9% 2nd Half: 4-19 21.1% Game: 29.7% REBOUNDS  
F Throw % 1st Half: 3-6 50.0% 2nd Half: 9-15 60.0% Game: 57.1% 3

#### HOME: Colorado 1-0

# Player	fg-a	3fg-a	ft-a	of	de	tot	pf	tp	a	to	s	bk	min
21 Evan Battey	1-3	0-1	2-2	0	1	1	4	8	1	0	1	0	20
23 Lucas Siewert	1-4	0-2	1-3	0	3	3	11	1	0	0	0	0	23
0 Shane Gatling	3-7	1-3	5-8	0	4	4	0	12	2	1	0	1	22
1 Tyler Bey	3-7	0-2	3-5	3	11	14	3	9	1	3	0	1	21
25 McKinley Wright	6-9	0-2	5-6	0	2	2	17	6	2	2	0	0	25
13 Namon Wright	8-12	5-8	4-5	2	6	8	1	25	0	1	1	0	29
2 Daylen Kountz	3-4	1-2	2-4	0	3	3	0	9	4	1	0	1	18
24 Eli Parquet	2-4	1-1	0-0	1	2	3	0	5	0	2	0	0	17
10 Alexander Strating	1-2	0-0	2-4	0	3	3	2	4	0	1	0	1	18
12 AJ Martinka	0-0	0-0	0-0	2	2	1	0	0	0	1	0	0	2
33 Aidan McQuade	0-1	0-1	0-0	0	0	0	1	0	0	0	0	0	2
34 Benan Ersek	0-0	0-0	0-0	0	1	1	0	0	0	0	1	0	0
TEAM				0	1	1	0	0	0	0	1	0	0
Totals.....	33-56	10-22	24-37	8	36	44	17	100	15	12	5	2	200

TOTAL FG% 1st Half: 16-28 57.1% 2nd Half: 17-28 60.7% Game: 58.9% DEADBALL  
3-Pt. FG% 1st Half: 3-10 30.0% 2nd Half: 7-12 58.3% Game: 45.5% REBOUNDS  
F Throw % 1st Half: 10-17 58.8% 2nd Half: 14-20 70.0% Game: 64.9% 7

Officials: Frank Harvey III, Doran Gotschall, Nate Harris

Attendance: 5695			
Score by Periods	1st	2nd	Total
Drake	34	37	71
Colorado	45	55	100

**BOULDER** — Colorado coach **Tad Boyle** had two directives for his Buffaloes in their season opener Tuesday night against Drake: play hard and play with confidence.

The Buffs did both, carving out a 100-71 win over the Bulldogs by utilizing hot shooting, balanced scoring and some solid defense. The 100 points was the most by CU in a season opener since a 113-89 win over Cal State-Northridge in 1990. CU's effort showed up in the numbers: four players in double-figure scoring, 58.9 percent shooting (33-for-56) from the floor, a 44-29 rebounding edge, just 12 turnovers and 15 assists.

As for the confidence, "That's something you can't teach, you can't coach, but you want your players to have a little bit of swagger in terms of how they feel about themselves when they step on the floor," Boyle said. "You have to have that to be successful in college. You don't want it to be too much, but you want them to believe in what they've worked on over the summer and certainly through the fall. Overall I was pleased with the first game."

Senior **Namon Wright** led the Buffs, coming off the bench to finish with 25 points — his best effort as a Buff — along with eight rebounds. Sophomore **McKinley Wright IV** added 17 points and six assists, junior **Shane Gatling** scored 12 points and junior **Lucas Siewert** chipped in 11. **Tyler Bey** just missed a double-double, finishing with a career-high 14 rebounds and nine points.

Nick Norton led Drake with 18 points.

**HOW IT HAPPENED:** The Bulldogs hit the Buffs early from the 3-point line with three treys in the first six minutes and the first half featured eight lead changes before Colorado seized control with a 15-2 run over the last four minutes to take a 45-34 lead at the half.

"Early we got caught asleep a little bit," McKinley Wright said. "They hit two wide-open ones out the gate and we kind of talked about it in the timeout. We did a good job the rest of the way of running them off the 3-point line and making them go in the lane for tough twos."

Namon Wright, who was 5-for-8 from 3-point range, sparked the 15-2 run with seven points, including a 3-pointer. McKinley Wright added a pair of assists and four points in the surge, including a driving layup at the buzzer.

The Buffs then put the game away early in the second half. CU scored the first seven points of the half to bump its cushion to 52-35, and after a Drake timeout, the Buffs quickly bumped the edge into the 20s. Namon Wright had six points in the early surge and the Bulldogs never came closer than 17 again, with CU's big lead hitting 34.

"Having a good point guard, having good teammates, just being confident in shooting the ball when I'm open and just playing defense," Wright said of his game. "A few of the baskets I got from playing defense — getting in the lane or we were running in transition. We were just playing as a team and we were running when we got stops."

After hitting seven 3-pointers in the first half, the Bulldogs managed just four more after intermission.

"Overall we started contesting shots better in the second half," Boyle said. "You can't let a good 3-point shooting team get rhythm and get hot because then you've got your hands full. The 3-point line is a great equalizer in college basketball. We've got to understand that. There's some room for improvement there."

But Boyle also liked the killer instinct his team showed early in the second half, something that wasn't always present last season.

"That's something we lacked a lot last year," McKinley Wright said. "We'd have halftime leads and come out and let the team get right back in the game. This year, our focus is kind of put teams away when we have them down. I think we showed that tonight now we have to keep them going."

## GAME 2

### COLORADO 79, OMAHA 75

Nov. 16, 2018, Boulder, Colo. (CU Events Center)

#### VISITORS: Omaha 1-3

# Player	fg-a	3fg-a	ft-a	of	de	tot	pf	tp	a	to	s	bk	min
40 Matt Pile	1-2	0-0	1-1	1	2	3	4	5	1	1	0	1	29
44 Mitch Hahn	1-4	1-3	0-1	1	1	2	4	5	3	9	0	2	00
0 JT Gibson	7-11	4-7	0-0	0	6	6	1	18	3	2	0	0	38
5 KJ Robinson	4-8	2-4	3-4	1	0	1	3	13	2	2	3	0	33
21 Zach Jackson	6-14	1-2	2-3	1	3	4	2	17	1	2	1	1	34
22 Brett Barnes	1-3	1-3	0-0	0	2	2	1	3	0	0	0	0	10
10 Ayo Akinwale	1-5	1-2	1-3	0	0	0	3	4	0	0	1	0	16
13 Wanjiang Tut	3-5	0-0	0-0	1	3	4	5	6	0	0	0	0	12
TEAM				2	2								
Totals.....	29-61	9-22	8-12	7	20	27	22	75	7	10	7	2	200

TOTAL FG% 1st Half: 12-29 41.4% 2nd Half: 17-32 53.1% Game: 47.5% DEADBALL  
3-Pt. FG% 1st Half: 3-12 25.0% 2nd Half: 6-10 60.0% Game: 40.9% REBOUNDS  
F Throw % 1st Half: 2-3 66.7% 2nd Half: 6-9 66.7% Game: 66.7% 3

#### HOME: Colorado 2-0

# Player	fg-a	3fg-a	ft-a	of	de	tot	pf	tp	a	to	s	bk	min
23 Lucas Siewert	1-6	1-0	4-6	0-0	1	4	5	4	16	1	3	0	26
0 Shane Gatling	0-2	0-2	4-4	0	0	0	1	4	1	0	1	0	16
1 Tyler Bey	7-13	0-1	2-3	2	5	7	1	16	0	1	1	3	30
5 D'Shawn Schwartz	6-10	2-4	1-1	2	5	7	1	15	0	2	0	0	23
25 McKinley Wright	3-7	0-1	7-8	1	2	1	2	13	5	1	0	0	28
24 Eli Parquet	0-0	0-0	0-0	0	0	0	0	0	0	0	0	0	4
2 Daylen Kountz	0-0	0-0	0-0	0	0	0	1	0	1	0	1	0	8
10 Alexander Strating	0-0	0-0	1-2	0	1	1	0	1	0	0	0	0	1
21 Evan Battey	0-3	0-1	0-1	2	4	6	1	0	0	3	0	2	18
14 Deleon Brown	1-4	1-2	0-0	1	1	2	3	2	1	0	1	0	21
13 Namon Wright	3-6	1-4	4-4	0	4	1	11	3	0	0	0	0	25
TEAM				2	1	3							
Totals.....	26-55	8-21	19-23	11	25	36	13	79	13	16	4	6	200

TOTAL FG% 1st Half: 11-24 45.8% 2nd Half: 15-31 48.4% Game: 47.3% DEADBALL  
3-Pt. FG% 1st Half: 4-10 40.0% 2nd Half: 4-11 36.4% Game: 38.1% REBOUNDS  
F Throw % 1st Half: 7-9 77.8% 2nd Half: 12-14 85.7% Game: 82.6% 3

Officials: Verne Harris, Jim Schipper, Rick O'Neill

Attendance: 5720			
Score by Periods	1st	2nd	Total
Omaha	29	46	75
Colorado	33	46	79

**BOULDER** — Three nights after a runaway win in the season opener, **Tad Boyle's** Colorado Buffaloes found themselves in a nail-biter Friday night against visiting Omaha.

But with their backs to the wall, the Buffs came up with big plays down the stretch to wrap up a 79-75 win at the CU Events Center to improve to 2-0 while Omaha fell to 1-3.

"They found a way to win, they found a way to buck up and gets stops when they needed to get stops," Boyle said.

No Colorado play was bigger than **Tyler Bey's** steal, layup and free throw with 29.9 seconds remaining that gave CU a 77-72 lead. Omaha answered with a Zach Jackson 3-pointer to close the gap to two with 17 seconds to go, but Colorado held on down the stretch, with **McKinley Wright IV** clinching the victory with two free throws with 7.4 second on the clock.

CU finished with five players in double-figure scoring, led by **Bey** and **Lucas Siewert** with 16 apiece. **D'Shawn Schwartz** added a career-high 15 points to go with a career-best seven rebounds, McKinley Wright added 13 points and **Namon Wright** chipped in 11.

The Buffs hurt themselves with 16 turnovers, which Omaha converted into 19 points. But the Buffs had a 36-27 edge on the boards and hit 19 of 23 free throw attempts while Omaha was 8-for-12 from the line.

**HOW IT HAPPENED:** After taking a 33-29 lead at intermission, Colorado threatened to take control with a 5-0 burst to open the second half. But the Mavericks responded with a 20-10 run to take a 59-58 lead, setting the stage for a see-saw final seven minutes in a game that featured 17 lead changes and 24 ties.

Colorado finally took the lead for good with 2:25 remaining when Siewert followed a **Deleon Brown** miss to give CU a 72-70 lead. But the Mavericks, who shot 53 percent from the field in the second half — including 6-for-10 from 3-point range — kept it close right down to the end.

"They came in and brought it to us," McKinley Wright said. "They gave us their best effort. We weren't great from the start but we found a way to dig it out. A win is a win. We'll take it."

Wright, playing against long-time friend and high school teammate JT Gibson, was not at his best. He had an uncharacteristic five turnovers — the Buffs finished with 16 — and was just 3-for-7 from the field.

But even on an "off" night, Wright still had some game-deciding moments. He hit a huge bucket with 1:51 to go that gave the Buffs a 74-70 lead, then added his two clinching free throws in the final seconds.

Siewert, who had 11 points on 4-for-4 shooting in CU's 100-71 win over Drake, was 6-for-10 from the floor against the Mavericks, including 4-for-6 from 3-point range for his 16 points. Along with his putback that gave Colorado the lead for good in the final minutes, the CU junior had back-to-back 3-pointers early in the second half that helped end an 8-0 Mavericks run.

The Buffs seemed out of synch for much of the first half, particularly on the offensive end. Colorado had four turnovers in the first five minutes, which the Mavericks gladly converted into eight points en route to building an 11-6 lead.

CU finally found some offensive rhythm and put together a 7-0 run to take the lead, capped by a Siewert 3-pointer, only to hit another lull and allow the Mavs to momentarily regain a 22-21 edge with 7:42 to go in the half.

But two minutes later, the Buffs finally took the lead again when a Namon Wright basket gave CU a 26-24 lead. Bey added two baskets in the final two minutes — one fueled by a Brown steal and another off a nice pass down the lane from McKinley Wright — to give the Buffs a 33-29 edge at the half.

## GAME 3

### SAN DIEGO 70, COLORADO 74

Nov. 20, 2018, San Diego, Calif. (Jenny Craig Pavilion)

#### VISITORS: Colorado 2-1

# Player	fg-a	3fg-a	ft-a	of	de	tot	pf	tp	a	to	s	bk	min
1 Tyler Bey	1-3	0-1	0-0	2	6	8	5	6	0	1	1	5	22
5 D'Shawn Schwartz	0-2	0-1	0-0	1	1	2	5	0	3	0	0	1	23
23 Lucas Siewert	1-9	1-3	0-0	1	2	3	4	7	2	3	1	0	23
0 Shane Gatling	5-6	2-3	2-3	0	1	1	3	8	0	1	0	1	24
25 McKinley Wright	6-13	1-5	3-4	2	5	7	4	14	6	4	2	0	36
2 Daylen Kountz	1-2	0-0	0-0	0	2	2	0	2	1	0	0	0	4
10 Alexander Strating	0-0	0-0	0-0	0	0	0	0	0	0	0	0	0	1
13 Namon Wright	1-4	0-0	2-2	0	1	1	0	4	0	1	1	0	18
14 Deleon Brown	2-3	1-2	0-0	0	1	1	1	5	0	1	0	0	20
21 Evan Battey	7-13	2-3	2-6	1	3	4	3	18	1	0	1	0	28
24 Eli Parquet	0-1	0-1	0-0	0	0	0	0	0	0	0	0	0	1
TEAM				3	3	6							
Totals.....	24-57	7-19	9-15	10	25	35	25	64	13	14	7	6	200

TOTAL FG% 1st Half: 12-30 40.0% 2nd Half: 12-27 44.4% Game: 42.1% DEADBALL  
3-Pt. FG% 1st Half: 3-7 42.9% 2nd Half: 4-12 33.3% Game: 36.8% REBOUNDS  
F Throw % 1st Half: 3-4 75.0% 2nd Half: 6-11 54.5% Game: 60.0% 3

#### HOME: San Diego 4-1

# Player	fg-a	3fg-a	ft-a	of	de	tot	pf	tp	a	to	s	bk	min
00 Isaiah Pineiro	1-9	1-3	6-6	4	3	7	5	27	2	5	0	0	37
25 Yauhen Massalski	f 3-4	0-0	1-4	6	8	14	4	7	4	2	0	3	30
01 Tyler Williams	g 1-7	1-4	2-2	3	3	6	0	5	2	0	0	0	37
03 Olin Carter III	g 7-15	4-9	4-4	1	3	4	2	22	1	2	1	0	38
22 Isaiah Wright	g 1-8	0-4	2-2	0	5	5	4	4	1	2	1	0	37
02 Joey Calaterra	0-1	0-0	0-0	0	1	1	0	0	0	0	0	0	5
13 Jose Martinez	0-2	0-1	2-2	1	1	2	2	2	0	1	0	1	4
15 Alex Floresca	1-2	0-1	1-1	0	1	1	1	3	1	1	1	0	9
22 Finn Sullivan	0-2	0-1	0-0	0	0	0	0	0	0	0	0	0	3
TEAM				1	1	2				1			
Totals.....	22-60	8-25	18-21	15	26	41	18	70	11	14	3	4	200

## GAME 4

### COLORADO 93, AIR FORCE 56

Nov. 24, 2018, USAFA, Colo. (Clune Arena)

#### VISITORS: Colorado 3-1

# Player	fg-a	3fg-a	ft-a	of	de	tot	pf	tp	a	to	s	bk	min
23 Lucas Siwert	1-6	3-3	2-2	1	7	8	2	17	2	4	1	0	22
0 Gatling, Shane	2-9	2-7	2-2	0	1	1	1	8	1	1	2	0	26
1 Tyler Bey	1-2	1-1	0-0	0	1	1	0	3	0	0	0	0	7
5 D'Shawn Schwartz	5-9	1-4	0-0	0	4	4	3	11	1	1	1	1	23
25 McKinley Wright IV	1-4	0-1	3-4	0	6	6	0	5	5	4	2	0	27
2 Daylen Kountz	5-6	1-1	0-2	0	3	3	4	11	3	0	0	0	16
10 Alexander Strating	1-1	0-0	1-2	1	5	6	3	3	0	0	0	0	10
13 Namon Wright	5-8	3-6	0-0	0	5	5	1	13	2	1	0	1	18
14 Deleon Brown	2-3	1-2	2-2	1	1	2	3	7	0	4	0	0	18
21 Evan Battey	4-5	0-0	1-2	2	2	4	3	9	2	0	2	0	21
24 Eli Parquet	2-5	2-4	0-2	1	1	2	1	6	2	0	0	1	12
TEAM				2	2				1				

Totals.....	34-58	14-29	11-18	8	36	44	21	93	18	16	3	8	200
TOTAL FG%	1st Half: 12-28	42.9%	2nd Half: 22-30	73.3%	Game: 58.6%	DEADBALL							
3-PT FG%	1st Half: 7-16	43.8%	2nd Half: 7-13	53.8%	Game: 48.3%	REBOUNDS							
F Throw %	1st Half: 5-6	83.3%	2nd Half: 6-10	60.0%	Game: 61.1%	4							

#### HOME: Air Force 2-4

# Player	fg-a	3fg-a	ft-a	of	de	tot	pf	tp	a	to	s	bk	min
12 Lavelle Scottie	1-3	0-1	2-4	0	5	5	0	0	8	4	3	0	26
3 Sid Torres	0-7	0-2	0-0	0	5	5	1	0	0	1	0	0	22
10 AJ Walker	4-9	0-1	5-6	0	1	1	3	13	1	1	0	0	34
22 Peris Louder	0-3	0-1	4-4	0	0	0	2	4	0	2	0	0	15
44 Keaton Van Soelen	2-3	0-0	0-0	1	2	3	2	4	0	0	2	1	20
0 Caleb Morris	0-1	0-0	1-4	0	1	1	4	1	1	1	0	0	13
2 Zach Couper	0-1	0-1	0-0	0	0	0	0	0	0	0	0	0	2
5 Chris Joyce	3-9	0-4	1-1	0	2	2	1	7	1	0	0	0	28
11 Ameka Akaya	4-5	0-0	0-0	0	5	5	2	8	0	1	0	0	15
15 Abe Kinrade	0-1	0-0	0-0	0	0	0	1	0	0	0	0	0	3
20 Isaac Monson	0-0	0-0	0-2	1	0	1	0	0	0	0	0	0	2
21 Nick Rene	0-2	0-1	0-0	1	0	1	0	0	0	0	0	0	3
5 Bryce Hughes	0-0	0-0	0-2	0	1	1	0	0	0	0	0	0	3
34 Ryan Swan	4-6	1-2	2-5	2	0	2	1	11	0	2	0	0	14
TEAM				1	2	3			1				

Totals.....	20-54	1-13	15-28	6	19	25	17	56	3	13	1	6	200
TOTAL FG%	1st Half: 10-26	38.5%	2nd Half: 10-28	35.7%	Game: 37.0%	DEADBALL							
3-PT FG%	1st Half: 0-6	0.0%	2nd Half: 1-7	14.3%	Game: 7.7%	REBOUNDS							
F Throw %	1st Half: 6-10	60.0%	2nd Half: 9-18	50.0%	Game: 53.6%	5							

Officials: Tony Padilla, Deldre Carr, Tommy Nunez

Attendance: 2704

Score by Periods

Colorado

Air Force

	1st	2nd	Total
Colorado	36	57	93
Air Force	26	30	56

**USAFA, Colo.** — On an afternoon when Colorado's leading scorer was held in check in the points column and its leading rebounder was forced to exit early with an injury, the Buffaloes went to their "go-to-player" — the open man.

Colorado shot nearly 60 percent from the field and four players scored in double figures as the Buffaloes sprinted to a 93-56 win over Air Force Saturday at Clune Arena.

Junior forward **Lucas Siwert** tied a career-high with 17 points to lead four double-digit scorers as Colorado emphatically put an end to a six-game losing streak in true road contests that dated back to last season.

Colorado drilled a season-high 14 3-pointers, hitting 48 percent beyond the arc. **Namon Wright** had 13 points while **D'Shawn Schwartz** and **Daylen Kountz** each had 11.

Leading scorer **McKinley Wright IV** was held to five points, but dished out five assists and grabbed six rebounds. **Tyler Bey** played only seven minutes after taking a rough fall on his right shoulder on an alley oop attempt in the first half and did not return.

Step up Siwert, and the rest of the Buffaloes whose depth took center stage. "The go-to-guy on this team is the open man," Colorado head coach **Tad Boyle** said. "Some nights we're going to need McKinley to score for us and other nights he needs to distribute for us. He rebounded the ball well, especially when Tyler went out."

Siwert was a perfect 6 of 6 from the field, including three from 3-point range. He also matched his personal best with eight rebounds.

**HOW IT HAPPENED:** Boyle implored his team to put the foot down on the gas pedal, and keep it there. Minus a brief lapse late in the first half, the Buffaloes did just that.

Colorado came out firing from long range, making five of its first six 3-point attempts to build an early 17-4 lead in the first six minutes. Siwert made two of those, with another coming from Bey, the first of his career.

Colorado's first seven field goals were all 3-pointers. Air Force missed 13 of its first 16 shots, which allowed the Buffs to run. When they did, they moved the ball fast, and well, which led to open looks.

After the early success outside, the Buffaloes began to attack the paint. **Evan Battey** scored a pair of baskets on post moves and Kountz had a driving layup to give Colorado a 33-18 advantage.

The Falcons made a run toward the end of the first half, after the Buffs had cooled off. Air Force used an 8-0 run to trim CU's lead to seven at 33-26 with 1:31 left in the half.

McKinley Wright IV ended that run with a driving layup with just under a minute left. He finished off the half with a free throw and Colorado's was back up to double digits, 36-26.

Once the second half started, Colorado put down the gas pedal, and left it on for good. The Buffaloes opened on an 18-3 run and doing so at an incredibly efficient pace. Colorado missed its first field goal attempt of the period, but made its next 12 before its next miss.

Schwartz, who played limited minutes early with two quick fouls, began the run with five straight points. From there the floodgates opened. Colorado scored on six of its next seven possessions, culminating with a Siwert steal and coast-to-coast dunk that gave Colorado its largest lead of the game at 55-29.

Gatling hit a pair of 3-pointers, his second capping off Colorado's string of 12-straight made field goals and gave the Buffaloes a 64-38 advantage with 10:19 remaining in the game. Colorado ended up shooting 73.3 percent in the second half (22-30) alone and totaled 18 assists on 34 baskets overall.

## GAME 5

### COLORADO 93, PORTLAND 69

Nov. 28, 2018, Boulder, Colo. (CU Events Center)

#### VISITORS: Portland 5-4

#	Player	fg-a	3fg-a	ft-a	of	de	tot	pf	tp	a	to	s	bk	min
12	Theo Akwuba	3-4	0-0	0-1	1	5	6	4	6	0	1	0	2	24
2	Jojo Walker	2-6	0-2	5-6	1	3	4	9	3	3	1	0	21	
10	Marcus Schaver Jr	3-13	0-4	0-0	0	1	1	3	6	2	3	1	32	
11	Josh McSwiggan	6-19	5-11	1-1	1	3	4	22	1	1	2	0	30	
13	Franklin Porter	4-7	1-2	0-0	0	3	3	9	0	4	1	2	36	
14	Tahirou Diabate	1-2	0-0	0-0	1	1	2	4	2	1	2	0	10	
20	Takiula Fahrenssohn	0-1	0-1	1-2	0	0	0	0	1	1	1	2	7	
1	Malcolm Porter	3-8	0-2	1-2	0	4	4	2	7	1	3	1	0	28
21	Josh Phillips	0-0	0-0	0-0	0	0	0	0	0	0	0	0	0	3
22	Brian Smith	3-3	0-0	1-1	0	0	0	1	7	0	0	0	0	3
32	Hugh Hogland	0-0	0-0	0-0	0	1	1	0	0	1	0	0	0	7
TEAM					1	1								

Totals.....	27-63	6-22	9-13	4	22	26	25	69	10	17	9	3	200
TOTAL FG%	1st Half: 15-31	48.4%	2nd Half: 12-32	37.5%	Game: 42.9%	DEADBALL							
3-PT FG%	1st Half: 2-9	22.2%	2nd Half: 4-13	30.8%	Game: 27.3%	REBOUNDS							
F Throw %	1st Half: 4-5	80.0%	2nd Half: 5-8	62.5%	Game: 69.2%	2							

#### HOME: Colorado 4-1

# Player	fg-a	3fg-a	ft-a	of	de	tot	pf	tp	a	to	s	bk	min
23 Lucas Siwert	f 5-9	2-4	6-8	2	8	10	2	18	0	3	0	1	27
0 Shane Gatling	g 4-7	1-3	2-2	0	1	1	11	1	0	3	0	21	
1 Tyler Bey	g 4-13	0-4	4-4	2	4	6	0	12	0	0	1	0	19
5 D'Shawn Schwartz	g 1-6	0-2	0-0	0	0	0	0	2	0	2	0	0	20
25 McKinley Wright	g 7-11	2-3	6-6	2	5	7	1	22	3	1	0	1	26
21 Evan Battey	4-5	0-0	2-2	2	3	5	2	10	1	2	0	0	20
2 Daylen Kountz	0-1	0-0	3-8	0	1	1	2	3	3	1	0	0	9
13 Namon Wright	3-5	1-3	0-0	1	6	7	1	7	0	0	0	0	20
14 Deleon Brown	2-3	1-2	0-0	0	2	2	1	5	2	0	0	0	23
24 Eli Parquet	1-1	1-1	0-0	0	0	0	1	3	0	1	0	1	7
10 Alexander Strating	0-0	0-0	0-0	0	0	0	0	0	0	1	0	0	3
12 AJ Martinka	0-2	0-0	0-0	1	0	1	0	0	0	1	0	0	2
33 Aidan McQuade	0-0	0-0	0-0	0	0	0	0	0	0	0	0	0	1
34 Benan Ersek	0-0	0-0	0-0	0	0	0	2	0	0	0	0	0	1
TEAM				1	3	4							

Totals.....	31-63	8-22	23-30	11	33	44	13	93	11	13	8	2	200
TOTAL FG%	1st Half: 13-31	41.9%	2nd Half: 18-32	56.3%	Game: 49.2%	DEADBALL							
3-PT FG%	1st Half: 4-12	33.3%	2nd Half: 4-10	40.0%	Game: 36.4%	REBOUNDS							
F Throw %	1st Half: 9-14	64.3%	2nd Half: 14-16	87.5%	Game: 76.7%	7							

Officials: Gerry Pollard, Jim Schipper, D.G. Nelson

Attendance: 5550

Score by Periods

Portland

Colorado

	1st	2nd	Total
Portland	36	33	69
Colorado	39	54	93

**BOULDER** — Colorado coach **Tad Boyle** is a firm believer that good defense leads to a productive offense.

The Buffs (4-1) followed that recipe Wednesday night, breaking open a tight game in the second half to run away with a 93-69 win over Portland (5-4) at the CU Events Center. Junior **Lucas Siwert** scored 18 points and grabbed 10 rebounds for his first career double-double and **McKinley Wright IV** added 22 points and seven rebounds for the Buffs.

The Buffs finished with five players in double figures, with **Evan Battey** (10 points, five rebounds), **Tyler Bey** (12 points, six rebounds) and **Shane Gatling** (11 points) joining Siwert and Wright. It was Wright's seventh career 20-point game, and the first time in five games thus far that the Buffs have surpassed the 90-point mark.

Josh McSwiggan led Portland with 22 points.

Siwert scored 15 of his 18 points in the first half to keep the Buffs in what was a close game for the first 20 minutes. Wright scored 15 of his 22 after halftime, igniting a 16-1 run that broke open a 51-51 tie game and ultimately sparking a 28-4 surge that turned the game into a rout.

**HOW IT HAPPENED:** Colorado led by just three at the half, 39-36, after allowing the Pilots to shoot 48 percent from the field (15-for-31). That included a 10-for-14 stretch that led to a 20-7 Portland run that erased a 12-point CU lead.

But following a halftime talk by Boyle, the Buffs produced a much better effort on the defensive end in the second half, which in turn led to an offensive outburst that put the game away. Colorado broke away from a 51-51 tie with 14 minutes to go with a 16-1 run, then built the lead to as much as 32 late in the game.

"I got after them pretty good at halftime and they responded in the second half," Boyle said. "One of the things we talked about at halftime is they have to take ownership of what we're trying to do defensively and I felt like they really did in the second half. It started with McKinley but it didn't end with McKinley. We got some really good defensive possessions, broke the game open, and had a runaway."

Wright started the 16-1 run with a 3-pointer, then added a pair of free throws less than 30 seconds later. Bey added six points in the run and Namon Wright had four, including a steal and breakaway dunk.

"Vintage McKinley Wright," Boyle said. "He just says, 'OK guys, it's time to get this train moving,' and the train starts moving."

Fueling the run was a CU defensive effort that held the Pilots without a field goal for more than four minutes.

"Once we get stops, we're getting out in transition and that's when we're at our best," McKinley Wright said. "We're trying to focus on defense this year. We're one of the best teams in the country when we get out and run."

Colorado finished with a 25-11 edge in fast-break points while shooting 48.4 percent from the field (31-for-64) to go with a commanding 44-27 edge on the boards. The Pilots, meanwhile, shot just 37.5 percent from the field after halftime and finished 27-for-63 from the field.

Siwert continued to be a weapon inside and out, hitting two of his four 3-point tries to go along with three baskets inside and six free throws.

The Buffs threatened to break the game open in the first half, going on a 15-3 run to take a 26-14 lead with just more than nine minutes to go in the period. Siwert, McKinley Wright and Deleon Brown all had 3-pointers in the surge.

But just when it looked like the Buffs might blow the game open, their defense went south. The Pilots battled back with a 20-7 run to take a 34-33 lead with just under two minutes to go, hitting 10 of 14 field goal attempts in the burst.

Colorado finally recovered to regain the lead and take a 39-36 edge at intermission.

## GAME 6

### COLORADO 86, COLORADO STATE 80

Dec. 1, 2018, Boulder, Colo. (CU Events Center)

#### VISITORS: Colorado State 4-4

# Player	fg-a	3fg-a	ft-a	of	de	tot	pf	tp	a	to	s	bk	min
32 Nico Carvacho	6-11	0-0	3-8	2	10	12	4	15	2	4	1	3	26
3 Kendle Moore	1-5	1-3	0-0	0	1	1	3	4	1	3	0	27	15
13 Lorenzo Jenkins	g 1-2	0-1	2-2	0	1	1	1	4	0	1	1	15	15
15 A. Masinton-Bonnerg	5-7	4-5	0-0	0	3	3	3	14	0	2	0	29	29
22 J.D. Paige	g 7-14	1-4	2-2	0	6	6	2	17	3	3	0	31	31
3 Kris Martin	8-14	3-6	2-2	1	2	3	4	21	1	1	0	30	30
1 Lonzia Thyson	0-0	0-0	0-0	0	0	0	0	0	0	0	1	5	5
31 Adam Thistlewood	2-5	1-4	1-2	0	2	2	4	6	1	0	0	26	26
TEAM						1	1						
Totals.....	30-58	10-23	10-16	3	26	29	21	80	11	12	6	1	200



## GAME 7

### COLORADO 82, SOUTH DAKOTA 58

Dec. 4, 2018, Boulder, Colo. (CU Events Center)

#### VISITORS: South Dakota 4-4

# Player	fg-a	3fg-a	ft-a	of	de	tot	pf	tp	a	to	s	bk	min
12 Trey Burch-Manning	f 5-10	1-4	1-4	1	6	7	4	12	0	1	3	1	31
13 Matt Johns	f 1-2	0-0	0-0	2	0	2	2	2	0	0	0	10	18
3 Triston Simpson	g 3-11	0-5	2-2	0	2	2	3	8	1	4	0	0	31
20 Brandon Armstrong	1-8	1-4	2-4	0	3	3	0	5	0	0	0	0	29
22 Tyler Peterson	g 5-12	1-4	4-5	1	2	3	4	15	2	0	0	0	35
0 Stanley Umude	1-3	1-2	2-2	0	1	1	5	5	1	2	1	0	12
33 Logan Power	1-2	0-1	0-0	0	0	0	0	3	2	0	1	0	10
24 Nathan Robinson	0-6	0-3	5-8	0	1	1	0	5	0	0	0	0	16
32 Jay Harvey	2-2	0-0	0-2	5	3	8	2	4	0	1	1	0	18
TEAM				4	2	6				2			
Totals.....	19-56	4-23	16-27	13	20	33	23	58	4	13	6	1	200

TOTAL FG% 1st Half: 7-25 28.0% 2nd Half: 12-31 38.7% Game: 33.9% DEADBALL  
3-Pt. FG% 1st Half: 3-10 30.0% 2nd Half: 1-13 7.7% Game: 17.4% REBOUNDS  
F Throw % 1st Half: 11-14 78.6% 2nd Half: 5-13 38.5% Game: 59.3% 5

#### HOME: Colorado 6-1

# Player	fg-a	3fg-a	ft-a	of	de	tot	pf	tp	a	to	s	bk	min
23 Lucas Siewert	f 2-5	0-2	0-0	1	5	6	3	4	2	0	0	0	25
0 Shane Gatling	g 2-3	1-1	6-6	0	1	1	1	11	1	2	0	0	22
1 Tyler Bey	g 5-7	0-0	3-4	1	6	7	4	13	0	5	2	0	19
5 D'Shawn Schwartz	g 6-7	1-2	1-1	0	4	4	2	14	0	0	0	0	23
25 McKinley Wright	g 4-9	1-2	2-3	1	5	6	1	11	6	1	2	1	29
13 Namon Wright	1-5	1-4	4-4	1	2	3	2	7	0	0	0	0	14
24 Eli Parquet	0-1	0-1	0-0	0	0	0	2	0	0	0	0	0	9
21 Evan Battey	3-7	0-2	8-10	2	2	4	1	14	4	2	1	0	22
14 Deleon Brown	0-2	0-1	0-0	1	1	2	4	0	0	1	0	0	17
2 Daylen Kountz	3-6	1-1	1-2	0	1	1	2	8	0	2	0	0	11
10 Alexander Strating	0-1	0-0	0-0	1	1	2	1	0	0	0	0	0	6
12 AJ Martinka	0-1	0-0	0-0	0	0	0	0	0	0	0	0	0	1
33 Aidan McQuade	0-0	0-0	0-0	0	1	1	0	0	0	0	0	0	1
34 Benan Ersek	0-0	0-0	0-0	0	0	0	0	0	0	0	0	0	1
TEAM				3	1	4				1			
Totals.....	33-70	6-21	14-18	12	28	40	15	86	17	9	2	2	200

TOTAL FG% 1st Half: 13-25 52.0% 2nd Half: 13-29 44.8% Game: 48.1% DEADBALL  
3-Pt. FG% 1st Half: 4-7 57.1% 2nd Half: 1-9 11.1% Game: 31.3% REBOUNDS  
F Throw % 1st Half: 11-15 73.3% 2nd Half: 14-15 93.3% Game: 83.3% 2

Officials: Michael Greenstein, Larry Spaulding, Nate Harris

Attendance: 6462

Score by Periods

South Dakota

Colorado

1st 2nd Total

28 30 58

41 41 82

**BOULDER** — Every night, it seems, Tad Boyle's Colorado Buffaloes turn to a

different weapon, as CU has had six different players lead the team in scoring in

seven games.

Tuesday night, it was redshirt freshman **Evan Battey** and sophomore

**D'Shawn Schwartz** with the honors, as both tossed in a team-high 14 points in an

82-58 win over South Dakota at the CU Events Center.

The win, Colorado's fourth in a row, improved the Buffs to 6-1 while South

Dakota fell to 4-4. It was CU's fourth straight game with at least 80 points and fifth

in seven outings this season, as five Buffs hit double-figure scoring.

**Tyler Bey** added 13 points and seven rebounds to CU's totals while **McKinley**

**Wright** had 11 points, six rebounds and five assists, and **Shane Gatling** finished

with 11 points.

The Buffs continued their smooth-shooting ways, hitting 48 percent of their

field goals (26-for-54), while also producing a 41-33 edge on the boards. CU also

held the Coyotes to just 34 percent shooting shooting from the field (19-for-56),

and nine different Buffs finished with at least 10 minutes of playing time.

Battey, who continues to shake the rust from his game after a two-year layoff

from competitive play, also had four assists — all in the first half — and four

rebounds.

"When we start hitting on all cylinders, this is a dangerous team," Boyle said.

"We just have to understand that on any given night it might be someone else's

night. We have to be OK with that. If we are, then we will be OK."

Tyler Peterson led the Coyotes with 15 points.

**HOW IT HAPPENED:** The Buffs never trailed in the game, and built a 10-point

lead midway through the first half before the Coyotes cut the margin back to five.

Colorado, though, finished the half with an 18-10 surge, with Battey getting three

assists in the run. The first went to Schwartz, who delivered a ferocious dunk, the

second went to **Lucas Siewert** for a layup, and the third went to Gatling on the

wing for a 3-pointer.

"I've always been a good passer and they know that," Battey said. "They cut,

they space out so I can hit them."

After taking a 13-point lead into intermission, 41-28, the Buffs quickly blew

the game open in the first three minutes of the second half. CU bumped the lead

to 49-30 in the first two minutes of the period, then pushed the cushion into the

20s on a pair of baskets from Bey after a South Dakota timeout did nothing to halt

Colorado's run. CU led 53-32 with 16:45 still to play, and the Buffs' cushion never

dipped below 20 again the rest of the night.

Maybe the only blemish on Colorado's night was 13 turnovers, with nine of

those coming in the first half. But the Buffs reduced their mistakes in the second

half while also ratcheting up the defensive pressure, including a stretch in which

they limited South Dakota to just 1-for-8 shooting.

Boyle was particularly pleased with CU's defensive effort. The Buffs, who

allowed Colorado State to shoot better than 50 percent from the field in last

weekend's 86-80 Colorado win, entered the game 10th in the Pac-12 in field goal

defense.

The Coyotes had no such luck, hitting just 19 of their 56 field goal tries. South

Dakota did not make consecutive field goal attempts until less than four minutes

remained in the game, and the Coyotes missed 17 straight 3-point tries after hit-

ting three of their first five.

## GAME 8

### COLORADO 84, UIC 72

Dec. 8, 2018, Boulder, Colo. (CU Events Center)

#### VISITORS: UIC 4-6

# Player	fg-a	3fg-a	ft-a	of	de	tot	pf	tp	a	to	s	bk	min
13 Jordan Blount	f 9-12	0-0	2-2	1	5	6	4	20	2	4	2	0	27
35 Travell Washington	f 0-1	0-0	1-2	0	0	0	1	1	0	1	0	0	14
1 Marcus Ottey	g 10-15	1-1	1-3	0	1	1	4	22	1	5	1	0	31
4 Tarkus Ferguson	g 1-8	1-6	0-1	0	2	2	1	3	2	6	0	0	34
25 Godwin Boahen	g 6-12	3-8	0-0	1	4	5	15	0	3	1	0	0	28
2 Michael Diggins	2-2	0-0	2-2	0	7	7	3	6	0	2	1	0	32
3 Jacob Wiley	0-1	0-0	0-0	0	0	0	5	0	0	1	0	0	5
22 Rob Howard	2-2	1-1	0-0	0	1	1	4	5	0	2	2	0	18
5 Ralph Bissainthe	0-0	0-0	0-0	0	0	0	0	0	0	0	0	0	2
20 Jamie Ahale	0-0	0-0	0-0	0	2	2	1	0	1	0	0	0	9
TEAM				2	2	4							
Totals.....	30-53	6-16	6-10	4	24	28	28	72	6	24	7	0	200

TOTAL FG% 1st Half: 13-22 59.1% 2nd Half: 17-31 54.8% Game: 55.6% DEADBALL  
3-Pt. FG% 1st Half: 1-6 16.7% 2nd Half: 5-10 50.0% Game: 37.5% REBOUNDS  
F Throw % 1st Half: 2-6 33.3% 2nd Half: 4-4 100% Game: 60.0% 2

#### HOME: Colorado 7-1

# Player	fg-a	3fg-a	ft-a	of	de	tot	pf	tp	a	to	s	bk	min
23 Lucas Siewert	f 3-5	0-1	2-2	1	1	2	3	8	1	4	1	1	26
0 Shane Gatling	g 3-8	0-3	6-8	1	0	1	1	12	2	1	0	0	25
1 Tyler Bey	g 6-9	1-3	2-4	4	11	15	3	15	1	1	2	0	33
5 D'Shawn Schwartz	4-8	2-4	2-3	1	2	3	2	12	0	2	0	0	29
25 McKinley Wright	g 6-15	1-5	8-8	2	4	6	2	21	9	5	3	0	31
24 Eli Parquet	0-0	0-0	0-0	0	0	0	0	0	0	0	0	0	2
2 Daylen Kountz	1-2	0-0	0-0	0	0	0	0	2	0	0	0	0	2
10 Alexander Strating	0-0	0-0	0-0	0	0	0	0	0	0	0	0	0	6
13 Namon Wright	1-4	1-1	0-0	0	0	0	1	3	0	1	0	0	11
21 Evan Battey	2-6	0-1	3-4	3	0	3	4	7	0	1	0	0	14
14 Deleon Brown	1-3	0-1	2-4	0	3	3	1	4	0	0	2	0	21
TEAM				2	1	3							
Totals.....	27-60	5-19	25-33	14	22	36	17	84	13	16	9	1	200

TOTAL FG% 1st Half: 12-30 40.0% 2nd Half: 15-30 50.0% Game: 45.0% DEADBALL  
3-Pt. FG% 1st Half: 2-9 22.2% 2nd Half: 3-10 30.0% Game: 26.3% REBOUNDS  
F Throw % 1st Half: 8-14 57.1% 2nd Half: 17-19 89.5% Game: 75.8% 2

Officials: Mike Reed, D.G. Nelson, Ryan Holmes

Attendance: 7277

Score by Periods

UIC

Colorado

1st 2nd Total

29 43 72

34 50 84

**BOULDER** — While Colorado's defense may not have been at its best Satur-

day afternoon, **McKinley Wright IV** was, particularly down the stretch.

That was enough for the Buffs. The sophomore point guard scored CU's final

10 points of the game, including all eight in a decisive 8-0 CU run, to lift the Buffs

to an 84-72 win over Illinois-Chicago.

Colorado won its fifth straight to improve to 7-1 while UIC dropped to 4-6. CU

also surpassed the 80-point barrier for the fifth straight time and sixth time this

season.

Wright finished with 21 points, nine assists and six rebounds. Sophomore for-

ward **Tyler Bey** collected his second double-double of the year with a 15-point,

15-rebound effort (a career high), and **Shane Gatling** and **D'Shawn Schwartz**

each scored 12 for Colorado.

Marcus Ottey led the Flames with 22 points, as UIC shot 58.6 percent from the

field (30-for-53). A big difference came at the free throw line, where Colorado hit 25

of 33 attempts while UIC was 6-for-10 from the stripe.

The Buffs finished with 16 turnovers, but forced 24 UIC miscues, which Colo-

rado converted into 20 points. The Buffs also scored 50 points in the second half,

the fifth time this season they have scored at least 50 after intermission.

"That was a hard-fought win against a really talented UIC team," head coach

**Tad Boyle** said. "We have a lot of room for improvement after a game like this, but

we'll take it."

**HOW IT HAPPENED:** Wright's run started after UIC's Godwin Boahen hit a

3-pointer to pull the Flames within four, 24-70, with just more than three minutes to

play.

Wright hit two free throws at the 2:20 mark to bump CU's margin to six, then

hit a basket in the lane after a steal 20 seconds later. He drew an offensive foul on

UIC's next possession and followed it up with another basket to give CU a 10-point

cushion with 1:35 to play.

Wright also had a key rebound in the final minute, hit two free throws with 40

seconds left to give Colorado a 10-point cushion, and then iced the game with two

more free throws with 30 seconds remaining.

"He's just a winner," Boyle said. "He makes winning plays. We expect so much

of him and he just makes big plays down the stretch."

The Buffs never trailed in the game, and led for nearly 38 of the 40 minutes. But

every time Colorado threatened to build a comfortable cushion, the hot-shooting

Flames had an answer. CU led by five at the half, had 10-point leads at several

junctions after intermission, and pushed the lead to 11 with 4:33 to go.

But the Buffs could not put the game away until the final two minutes.

## GAME 10

### INDIANA STATE 72, COLORADO 67

Dec. 22, 2018, Honolulu, Hawaii (Stan Sheriff Center)

#### VISITORS: Indiana State 7-3

#	Player	fg-a	3fg-a	ft-a	of	de	tot	pf	tp	a	s	bk	min
2	Jordan Barnes	* 6-14	5-8	2-2	0	5	5	2	19	3	2	1	0 34
10	Christian Williams	* 5-16	1-2	3-3	2	5	7	3	14	3	1	2	0 27
11	Tyreke Key	* 6-11	0-1	0-0	3	2	5	2	12	4	1	1	0 30
13	Clayton Hughes	* 1-4	0-1	0-0	0	0	0	5	2	0	3	0	0 19
41	Ermondre Rickman	* 2-5	0-0	0-0	0	2	2	1	4	0	0	1	1 14
1	Allante Holston	1-1	1-1	0-0	0	2	2	2	3	0	2	1	0 15
4	Cooper Neese	3-6	2-3	2-2	1	5	6	0	10	0	2	2	0 20
5	Bronson Kessinger	2-4	0-0	0-0	0	1	1	3	4	1	0	1	1 19
23	De'Avion Washington	1-1	0-0	0-0	0	0	0	1	2	1	2	0	0 8
35	Devin Thomas	1-1	0-0	0-2	1	1	2	2	2	1	2	0	0 14
TEAM						4	4						
Totals.....		28-63	9-16	7-9	11	23	34	21	72	13	15	9	2 200

TOTAL FG% 1st Half: 13-29 44.8% 2nd Half: 15-34 44.1% Game: 44.4% DEADBALL  
3-PT. FG% 1st Half: 8-12 66.7% 2nd Half: 1-4 25.0% Game: 56.3% REBOUNDS  
F Throw % 1st Half: 2-4 50.0% 2nd Half: 5-5 100% Game: 77.8% 1

#### HOME: Colorado 8-2

# Player	fg-a	3fg-a	ft-a	of	de	tot	pf	tp	a	s	bk	min
23 Lucas Siewert	f 3-9	0-3	2-2	0	1	1	3	8	2	3	1	0 22
0 Shane Gatling	g 4-7	2-3	0-0	0	1	1	2	10	0	1	1 3 21	
1 Tyler Bey	g 6-7	1-1	3-4	2	11	13	1	16	0	4	1 3 34	
5 D'Shawn Schwartz	g 2-4	0-1	1-3	1	5	6	1	5	0	3	0 0 21	
25 McKinley Wright	g 5-10	0-3	0-2	0	3	3	2	10	5	4	0 0 33	
2 Daylen Kountz	2-3	1-2	0-0	0	0	0	5	0	0	1	0 8	
13 Namon Wright	1-2	0-0	0-0	1	1	2	2	1	3	0	1 11	
14 Deleon Brown	1-4	1-3	0-0	0	0	0	1	3	1	1	0 1 21	
21 Evan Battey	1-6	0-2	6-8	1	2	3	3	8	1	0	2 1 25	
24 Eli Parquet	0-0	0-0	0-0	0	0	0	0	0	0	0	0 0 4	
TEAM				2	1	3						
Totals.....	25-52	5-18	12-19	7	25	32	15	67	10	19	6 9 200	

TOTAL FG% 1st Half: 10-24 41.7% 2nd Half: 15-28 53.6% Game: 48.1% DEADBALL  
3-PT. FG% 1st Half: 3-9 33.3% 2nd Half: 2-9 22.2% Game: 27.8% REBOUNDS  
F Throw % 1st Half: 5-6 83.3% 2nd Half: 7-13 53.8% Game: 63.2% 4

Officials: Keith Kimble, Ken Ditty, Bart Lenox

Attendance: 6049

Score by Periods	1st	2nd	Total
Indiana State	36	36	72
Colorado	28	39	67

**HONOLULU** — Paradise turned into Paradise Lost for the Colorado Buffaloes on Saturday.

The turnover-prone Buffs cut a 14-point Indiana State lead to one late in the game, but the Sycamores held on down the stretch to claim a 72-67 decision in the first round of the Diamond Head Classic.

The loss dropped CU to 8-2 while ISU improved to 7-3.

The Buffs were their own worst enemy in the contest. Colorado finished with a season-high 19 turnovers in the game, leading to 20 points for the Sycamores, and CU also lost the rebounding battle, 34-32, leading to a commanding 17-7 edge in second chance points for Indiana State.

It was a disappointing effort for a team that had visions of three more wins and plenty of momentum heading into Pac-12 Conference play.

"I don't mind getting beat — I don't like it, nobody likes it," CU head coach **Tad Boyle** said. "But I can't live with — and hopefully our players can't live with — beating ourselves, and we beat ourselves tonight. Credit to Indiana State. I don't want to take anything away from them. Their kids played hard, they were dialed in, they were ready to play, there's no doubt about that."

But while the Sycamores played well and did have enough to hold off a late Colorado rally, the Buffs also committed too many errors, especially early.

"We lost this game for two reasons — because we didn't take care of the basketball and we didn't limit them to one shot," Boyle said. "And if you look at the numbers, they scored 37 points — 20 off our turnovers and 17 off second-chance points. That's 37 points we gave them because we don't do those two things."

**Tyler Bey** led CU with a 16-point, 13-rebound double-double while **McKinley Wright IV** and **Shane Gatling** each added 10 points. It was Bey's third straight double-double and fourth in his last five games. ISU's Jordan Barnes led all scorers with 19 points, including a 5-for-8 night from 3-point range.

Despite their mistakes, the Buffs had their chances. After ISU built a 14-point cushion early in the second half, Colorado went on a 16-4 run to close the gap to two, 52-50. Bey had 10 points in the surge and the Buffs — who never led in the game — had a chance to tie it up or take the lead after an Indiana State miss.

But on the ensuing possession, Colorado threw it away and the Sycamores turned the miscue into a basket and free throw to push the lead back to five.

Colorado stayed within range and managed to twice cut the deficit down to one in the final minutes. Gatling hit a 3-pointer to pull the Buffs to within 66-65 with 1:14 to go, only to see the Sycamores reap a second-chance bucket on the other end to push the lead back to three.

Wright then had a chance to tie it up scoring on a driving layup and drawing a foul — but he missed the free throw. The Buffs had a chance at the rebound, but the Sycamores came away with the ball and scored on the other end to bump the lead back to three, 70-67, with 22 seconds left. A Gatling 3-point try with 5 seconds remaining missed the mark and the Sycamores then iced the game with two more free throws.

The Buffs trailed 36-28, at the half. Colorado committed 10 first-half turnovers, which Indiana State converted into nine points. At the same time, the Sycamores lived up to their nation-leading 3-point shooting percentage, hitting eight of 12 attempts from beyond the arc in first 20 minutes.

Meanwhile, Colorado went cold after shooting relatively well early. After two **Evan Battey** free throws tied the game at 20-20 with 7:28 to go in the half, the Sycamores reeled off an 8-0 run, fueled by back-to-back 3-pointers from Cooper Neese. CU's **Daylen Kountz** finally stopped the run with a steal and bucket, but the Sycamores then built their cushion to 11 before a **Deleon Brown** 3-pointer just before halftime pulled Colorado to within eight, 36-28, at intermission.

## GAME 11

### HAWAII 70, COLORADO 62 OT

Dec. 23, 2018, Honolulu, Hawaii (Stan Sheriff Center)

#### VISITORS: Colorado 6-2

#	Player	fg-a	3fg-a	ft-a	of	de	tot	pf	tp	a	s	bk	min
0	Shane Gatling	* 0-6	0-5	1-2	0	3	3	2	1	0	1	0	23
1	Tyler Bey	* 1-6	0-0	1-3	1	9	10	3	3	1	2	3	31
6	D'Shawn Schwartz	* 1-6	0-3	4-4	1	2	3	6	1	2	1	0	31
23	Lucas Siewert	* 7-14	1-4	4-7	0	3	3	4	19	0	0	0	27
25	McKinley Wright	* 9-12	2-3	0-1	2	6	8	2	20	5	7	1	44
2	Daylen Kountz	1-5	1-4	2-2	0	0	0	2	5	0	0	0	21
10	Alexander Strating	0-0	0-0	0-0	0	0	0	0	0	0	0	0	7
13	Namon Wright	0-3	0-0	0-0	0	2	2	0	0	0	0	0	18
21	Evan Battey	2-8	0-1	4-5	5	0	5	4	8	1	0	0	17
24	Eli Parquet	0-2	0-2	0-0	0	0	0	0	0	0	0	0	6
TEAM					1		1						
Totals.....		21-62	4-22	16-24	9	26	35	20	62	8	13	5	225

TOTAL FG% 1st Half: 8-29 27.6% 2nd Half: 12-27 44.4% OT: 1-6 16.7% Game: 33.9% DEADBALL  
3-PT. FG% 1st Half: 1-9 11.1% 2nd Half: 3-10 30.0% OT: 0-3 0.0% Game: 18.2% REBOUNDS  
F Throw % 1st Half: 1-11 63.6% 2nd Half: 5-6 83.3% OT: 4-7 57.1% Game: 66.7% 5

#### HOME: Hawaii 7-5

# Player	fg-a	3fg-a	ft-a	of	de	tot	pf	tp	a	s	bk	min	
1 Drew Buggs	* 2-7	1-4	1-2	2	4	6	4	6	2	2	1	0	38
3 Eddie Starsberry	* 5-12	3-8	5-6	0	2	2	0	18	0	3	0	0	41
12 Jack Purchase	* 4-11	4-11	2-2	1	9	10	4	14	3	0	1	25	
14 Zigmars Raimo	* 4-10	0-0	6-10	6	11	17	4	14	3	6	1	41	
32 Samuta Avea	* 1-2	1-2	0-0	1	3	4	1	3	1	1	1	0	32
0 Leland Green	1-4	0-2	0-2	1	0	1	2	0	0	0	0	9	
2 Brocke Stepteau	5-10	0-2	3-3	1	2	3	4	13	2	0	1	0	19
11 Mate Colina	0-2	0-0	0-0	0	2	2	0	1	0	0	0	10	
15 Owen Hulland	0-3	0-1	0-0	1	0	1	0	0	0	1	1	0	5
42 Justin Hemsley	0-0	0-0	0-0	0	0	0	3	0	0	0	1	0	5
TEAM				2	2	4							
Totals.....	22-61	9-30	17-25	15	33	48	23	70	12	17	2	6	225

TOTAL FG% 1st Half: 8-26 30.8% 2nd Half: 11-28 39.3% OT: 3-7 42.9% Game: 36.1% DEADBALL  
3-PT. FG% 1st Half: 2-10 20.0% 2nd Half: 5-16 31.3% OT: 2-4 50.0% Game: 30.0% REBOUNDS  
F Throw % 1st Half: 6-10 60.0% 2nd Half: 5-8 62.5% OT: 6-7 85.7% Game: 68.0% 8

Officials: Kevin Brill, Nate Harris, Ryan Wells

Attendance: 5470

Score by Periods	1st	2nd	OT	Total
Colorado	24	32	6	62
Hawaii	24	32	14	70

**HONOLULU** — Beaches and Buffaloes evidently are not a good mix — not, at least, for the Colorado basketball team.

Sunday, the Buffs lost their second game in as many days in the Diamond Head Classic, dropping a 70-62 decision in overtime to Hawaii on the Rainbow Warriors' home floor. The Buffs, who landed in Hawaii with a six-game win streak, saw their record drop to 8-3 while Hawaii improved to 7-5.

Despite shooting poorly for most of the game, the Buffs still had their chances to win. After trailing for much of the game, Colorado fought back to regain the lead with just more than eight minutes to play, and led by six, 52-46, with just under four minutes to go.

But a 10-2 run by Hawaii in the final three-plus minutes put the Rainbow Warriors back in the lead, and it took a **McKinley Wright IV** layup with 16 seconds remaining to tie the game and send it into overtime.

The Buffs, though, managed just one field goal in the extra five minutes of play while Hawaii hit a pair of big 3-pointers, including one from Jack Purchase with 55 seconds remaining that basically iced the win.

"Disheartening loss, but the one thing I can promise our fans is this team's not going to lose their heart," head coach **Tad Boyle** said. "I can promise you that. They really aren't... I take ownership in this loss. I'm not going to blame our players. We're going to get better. We've taken a step backward, there's no doubt about it, but we are going to get better."

Wright led the Buffs with 20 points on 9-for-12 shooting to go with eight rebounds and **Lucas Siewert** added 19 points on 7-for-14 shooting. But after those two, the rest of CU's roster was anemic 5-for-36 from the field, as Colorado finished the day just 21-for-64. (34 percent). Hawaii wasn't much better — 22-for-61 — but the Rainbow Warriors did hit 9 of 30 3-point tries, and they also led a commanding 48-35 edge on the boards.

**HOW IT HAPPENED:** After entering intermission tied at 24-24, the Buffs found themselves down by eight, 34-26, just five minutes into the second half.

But following a timeout, Colorado slowly climbed back into the game, putting together an 11-3 run to tie the game at 37-37, then finally taking a 42-41 lead on a deep Wright 3-pointer with eight minutes to go. Colorado held onto the edge for the next four minutes, and even threatened to put the game away when a Siewert three-point play with 3:57 remaining gave the Buffs their biggest lead of the game, 52-46.

But the Rainbow Warriors answered with a 10-2 run over the next 3:30 to take the lead before a Wright drive to the bucket with 16.9 seconds remaining tied the game at 56-56. Wright was fouled on the play and had a chance to put the Buffs back in the lead with a free throw, only to see the charity shot clang off the rim. Hawaii then missed a shot at the buzzer to send the game into overtime with the score tied at 56.

The Buffs could not establish anything resembling rhythm on either end of the floor in the extra period. Siewert hit another three-point play with 4:27 remaining to tie the game at 59-59, but his was only last field goal the Buffs managed in overtime. The Buffs missed three of their next four free throws before Purchase's long 3-pointer and two free throws from Brock Stepteau gave Hawaii a 67-60 lead with 30 seconds to go.

For the second night in a row, the Buffs were indeed their own worst enemy. Late in the first half, they had possession with 30 seconds remaining and called a timeout — then couldn't get a shot off before the buzzer. They also had a miscommunication that allowed Purchase to get open for his key 3-pointer in overtime, and they finished with 13 turnovers, which Hawaii converted into 13 points.

And, for the second night in a row, they were beaten on the boards. Hawaii's Zigmars Raimo finished with 17 rebounds, a big reason for Hawaii's 48-35 edge.

Both teams struggled from the floor in the first half, as the period ended in a 24-24 tie, Colorado's lowest-scoring half of the year. CU shot just 27.6 percent from the field in the first 20 minutes (8-for-29), including a 1-for-9 effort from 3-point range. The Rainbow Warriors fared little better, hitting just eight of their 26 attempts from the field.

## GAME 12

### COLORADO 68, CHARLOTTE 53

Dec. 25, 2018, Honolulu, Hawaii (Stan Sheriff Center)

#### VISITORS: Colorado 9-3

#	Player	fg-a	3fg-a	ft-a	of	de	tot	pf	tp	a	s	bk	min
23	Lucas Siewert	f 6-13	3-5	2-2	1	4	5	3	17	2	2	0	0 32
0	Shane Gatling	g 1-7	1-3	0-0	1	1	2	0	3	2	0	0	1 18
1	Tyler Bey	g 4-5	0-0	0-0	1	5	6	2	8	2	3	1	1 26
5	D'Shawn Schwartz	g 4-8	1-3	0-0	0	2	2	2	9	0	1	1	1 20
25	McKinley Wright	g 1-6	0-3	0-0	3	5	8	2	5	3	1	0	0 31
2	Daylen Kountz	4-4	2-2	2-2	0	2	2	1	12	1	2	1	0 20
10	Alexander Strating	0-0	0-0	0-0	0	0	0	0	0	0	0	0	0 1
13	Namon Wright	2-5	0-2	6-8	0	3	3	1	10	3	2	0	0 20
21	Evan Battey	1-3	0-1	3-4	1	2	3	4	5	0	0	0	1 21
24	Eli Parquet	1-2	0-1	0-0	1	0	1	2	2	0	0	0	1 11
	TEAM				3		3						
	Totals.....	24-53	7-20	13-16	10	22	32	17	68	15	15	6	2 200

TOTAL FG% 1st Half: 11-23 47.8% 2nd Half: 13-30 43.3% Game: 45.3% DEADBALL  
3-PT. FG% 1st Half: 8-25 0.0% 2nd Half: 5-12 41.7% Game: 35.0% REBOUNDS  
F Throw % 1st Half: 11-14 78.6% 2nd Half: 2-2 100% Game: 81.3% 3

#### HOME: Charlotte 3-8

#	Player	fg-a	3fg-a	ft-a	of	de	tot	pf	tp	a	s	bk	min
15	Milos Supica	f 5-6	0-0	1-1	0	3	3	3	11	2	2	1	28
2	Jaylan McGill	g 2-5	0-2	1-2	0	0	0	2	5	1	3	1	0 29
3	Jon Davis	g 7-15	1-4	10-11	1	2	3	0	25	1	2	1	0 37
12	Malik Martin	g 3-4	0-1	0-1	1	3	4	1	6	0	0	2	0 13
22	Branndon Younger	g 1-10	0-4	3-3	0	5	5	2	5	1	0	0	2 34
0	Jailan Haslem	0-0	0-0	0-0	0	0	0	3	0	0	4	1	1 8
11	Bo Blight	0-2	0-2	0-0	0	2	2	1	0	0	0	0	0 20
20	Dravon Mangum	0-0	0-0	1-2	1	0	1	1	1	0	1	0	0 7
21	John Kitoko	0-3	0-3	0-0	1	1	2	1	0	1	2	0	0 24
	TEAM				2	3	5				1		
	Totals.....	18-45	1-16	16-20	6	19	25	14	53	6	15	7	4 200



## GAME 13

### ARIZONA 64, COLORADO 56

Jan. 3, 2019, Tucson, Ariz. (McKale Center)

VISITORS: Colorado 9-4, 0-1

# Player	fg-a	3fg-a	ft-a	of	de	tot	pf	tp	a	to	s	bk	min
23 Lucas Siewert	1-3	3-5	2-2	1	3	4	3	11	1	2	0	1	29
0 Shane Gatling	1-6	0-1	2-2	0	0	0	1	4	0	1	0	0	24
1 Tyler Bey	2-9	0-1	0-0	2	9	11	4	4	0	1	0	2	22
5 D'Shawn Schwartz	2-5	1-2	3-4	2	6	8	2	2	0	0	0	0	26
25 McKinley Wright	6-10	2-4	3-4	1	5	6	0	17	3	6	2	1	34
2 Daylen Kountz	0-2	0-1	0-0	0	0	0	1	0	1	3	0	0	7
10 Alexander Strating	0-0	0-0	0-0	0	0	0	0	0	0	0	0	0	5
13 Namon Wright	1-3	0-2	2-2	1	1	2	1	4	0	0	0	0	20
21 Evan Battey	4-8	0-1	0-0	1	2	4	0	0	0	2	1	0	22
24 Eli Parquet	0-3	0-0	0-0	1	0	1	0	0	0	0	0	2	11
TEAM				1	1	2							
Totals.....	19-53	6-17	12-14	10	26	36	16	56	7	17	3	6	200

TOTAL FG% 1st Half: 10-25 40.0% 2nd Half: 9-28 32.1% Game: 35.8% DEADBALL  
3-Pt. FG% 1st Half: 2-7 28.6% 2nd Half: 4-10 40.0% Game: 35.3% REBOUNDS  
F Throw % 1st Half: 2-2 100% 2nd Half: 10-12 83.3% Game: 85.7% 2

HOME: Arizona 10-4, 1-0

# Player	fg-a	3fg-a	ft-a	of	de	tot	pf	tp	a	to	s	bk	min
4 Chase Jeter	3-6	0-0	1-1	1	7	8	3	7	0	0	1	2	31
2 Brandon Williams	6-17	0-4	2-4	1	1	2	1	14	6	2	1	0	33
3 Dylan Smith	2-9	2-5	1-2	0	3	3	2	7	0	2	0	0	29
5 Brandon Randolph	4-8	1-2	2-2	0	2	2	4	11	1	1	0	0	26
24 Emmanuel Akot	3-3	1-1	0-0	0	1	1	2	7	1	2	0	0	24
1 Devonaire Doutrive	3-5	0-1	2-2	3	1	4	1	8	0	3	0	0	12
10 Ryan Luther	1-3	1-2	0-0	1	1	2	3	2	0	2	0	0	20
11 Ira Lee	2-3	0-1	1-1	1	2	3	0	5	1	0	0	1	13
12 Justin Coleman	0-1	0-0	0-0	0	1	1	0	0	2	1	0	0	4
23 Alex Barcello	1-3	0-2	0-0	0	2	2	0	2	0	0	0	0	8
TEAM				1	1	2							
Totals.....	25-58	5-18	9-12	8	22	30	15	64	13	11	4	3	200

TOTAL FG% 1st Half: 16-31 51.6% 2nd Half: 9-27 33.3% Game: 43.1% DEADBALL  
3-Pt. FG% 1st Half: 4-8 50.0% 2nd Half: 1-10 10.0% Game: 27.8% REBOUNDS  
F Throw % 1st Half: 3-3 100% 2nd Half: 6-9 66.7% Game: 75.0% 4

Officials: Jim Schipper, John Higgins, Randy McCall

Attendance: 13511

Score by Periods	1st	2nd	Total
Colorado	24	32	56
Arizona	39	25	64

**TUCSON, Ariz.** — Colorado started fast and finished strong Thursday night in its Pac-12 opener, but a difficult stretch in the middle of game proved too much to overcome, as CU dropped a 64-56 decision to Arizona at the McKale Center.

The loss, CU's third in the last four games, dropped the Buffs to 9-4 overall (0-1 in Pac-12) while Arizona improved to 10-4, 1-0. The loss was CU's seventh in as many tries at McKale since the Buffs joined the Pac-12 in 2011-12. Since the beginning of the 2013 season, Arizona is 90-4 on its home floor.

After trailing by as much as 17 in the second half, the Buffs cut the margin to seven, 57-50, with 2:42 still left to play on a D'Shawn Schwartz 3-pointer.

But that was as close as the Buffs could come. Arizona build the lead back to double digits, then held the Buffs off in the final minute.

Sophomore McKinley Wright IV led CU with 17 points and Lucas Siewert added 11, but they were the only Buffs in double figures as Colorado shot just 19-for-53 from the field (35.8 percent). Schwartz had eight points and eight rebounds for CU and Tyler Bey had 11 rebounds and four points.

Brandon Williams led Arizona with 14 points as the Wildcats shot 25-for-58 (43.1 percent) and Brandon Randolph added 11.

CU was once again plagued by turnovers, committing 17 — including six by Wright — which led to 14 Arizona points. The Wildcats also dominated the game inside, outscoring Colorado 38-18 in the paint.

"We have some offensive woes right now," CU head coach Tad Boyle said. "When you combine 35 percent shooting with 17 turnovers, you put a lot of pressure on your defense. I thought our defense was great in the second half, it really was. But our offensive efficiency is just not very good right now. I've got to do a better job as a coach to get these guys to understand that it's about the execution. When you get good shots you have to be able to stick them in the basket. I don't care if you're in the paint, I don't care if you're wide open from three. You have to be able to capitalize."

**HOW IT HAPPENED:** The Buffs started off hot, hitting five of their first six shots to take an 11-6 lead heading into the first media timeout.

But the Wildcats emerged from the timeout as a different team. The Buffs had empty possessions on four of their ensuing five tries with the ball while Arizona hit three of four from the field to finally take a 14-13 lead at the 11:37 mark on a Randolph 3-pointer.

Just two minutes later, Bey drew his second foul, sending Colorado's best inside defender to the bench. From that point, the Wildcats poured it on, putting together a 13-2 run that included an 8-0 surge. The Buffs' shooting, meanwhile, went cold and they compounded their problems with turnovers. By the 4:36 mark, Arizona had a 31-17 lead, outscoring Colorado 25-6 in an 11-minute stretch.

Colorado momentarily halted the run with four straight points, but Arizona once again answered with an 8-3 burst to close the half with a 39-24 lead. Colorado finished the half with nine turnovers and just two assists, and the Wildcats also had a 16-13 edge on the boards, leading to a 7-2 edge in second-chance points.

The Wildcats threatened to blow the game open in the second half, building their cushion to as much as 17, 54-37, midway through the period.

But to their credit, the Buffs never quit. Colorado put together a 13-3 run to narrow the deficit to seven, 57-50, getting 3-pointers from Wright, Siewert and Schwartz in the surge.

That was as close as Colorado could come, however. Arizona outscored CU 7-1 over the next two minutes, then held the Buffs off down the stretch.

"I have to tip my hat to our guys," Boyle said. "I thought their competitive nature could have gone away, it didn't. But we have to play better on the offensive end than we have the last four games."

The Buffs held Arizona to just 33 percent shooting in the second half (9-for-27), but never could resurrect their own offense, shooting just 9-for-28 in the final 20 minutes.

## GAME 14

### ARIZONA STATE 83, COLORADO 61

Jan. 5, 2019, Tempe, Ariz. (Wells Fargo Arena)

VISITORS: Colorado 9-5, 0-2

# Player	fg-a	3fg-a	ft-a	of	de	tot	pf	tp	a	to	s	bk	min
1 Tyler Bey	3-8	0-1	1-2	4	2	6	4	7	1	2	2	0	19
5 D'Shawn Schwartz	2-6	1-3	5-5	2	4	6	3	10	2	1	0	0	21
23 Lucas Siewert	1-9	1-5	0-0	4	1	5	3	3	0	0	1	1	31
24 Eli Parquet	1-5	0-4	0-0	1	2	3	1	2	1	4	2	1	21
25 McKinley Wright	3-9	1-4	5-7	0	2	2	1	12	3	2	3	2	31
0 Shane Gatling	3-7	2-5	0-0	0	0	0	2	8	1	1	0	0	19
2 Daylen Kountz	3-9	0-3	4-4	0	0	0	2	10	1	3	1	0	25
10 Alexander Strating	1-1	0-0	0-0	0	2	2	1	2	0	0	0	0	9
21 Evan Battey	2-4	0-1	3-4	0	4	4	4	7	1	0	1	0	24
TEAM				1	2	3							
Totals.....	19-58	5-26	18-22	12	16	28	21	61	10	14	10	4	200

TOTAL FG% 1st Half: 8-27 29.6% 2nd Half: 11-31 35.5% Game: 32.8% DEADBALL  
3-Pt. FG% 1st Half: 2-13 15.4% 2nd Half: 3-13 23.1% Game: 19.2% REBOUNDS  
F Throw % 1st Half: 6-10 60.0% 2nd Half: 10-12 83.3% Game: 81.8% 2

HOME: Arizona State 10-4, 1-1

# Player	fg-a	3fg-a	ft-a	of	de	tot	pf	tp	a	to	s	bk	min
2 Rob Edwards	3-9	3-7	0-0	1	2	3	2	9	3	2	2	0	33
14 Kimani Lawrence	3-6	2-5	3-4	0	3	3	4	11	2	1	1	0	23
23 Romello White	9-11	0-0	1-2	3	5	8	3	19	1	2	1	0	26
32 De'Quan Lake	5-6	0-0	2-4	2	5	7	4	12	0	0	0	0	21
45 Zylan Cheatham	4-7	0-0	4-5	4	3	7	2	12	5	3	0	1	29
0 Luguentz Dort	6-11	0-4	2-3	1	3	4	0	14	2	5	0	0	26
1 Remy Martin	0-2	0-1	0-0	0	3	3	1	0	8	2	2	0	24
11 Elias Valtonen	0-0	0-0	0-0	0	0	0	0	0	1	0	0	0	1
35 Taeshon Cherry	2-4	2-4	0-1	0	2	2	3	6	2	0	2	0	17
TEAM				2	3	5							
Totals.....	32-56	7-21	12-19	13	29	42	19	83	24	17	1	8	200

TOTAL FG% 1st Half: 17-30 56.7% 2nd Half: 15-26 57.7% Game: 57.1% DEADBALL  
3-Pt. FG% 1st Half: 6-14 42.9% 2nd Half: 1-7 14.3% Game: 33.3% REBOUNDS  
F Throw % 1st Half: 4-7 57.1% 2nd Half: 8-12 66.7% Game: 63.2% 2

Officials: Michael Irving, Mike Reed, Scott Brown

Attendance: 10003

Score by Periods	1st	2nd	Total
Colorado	26	35	61
Arizona State	44	39	83

**TEMPE, Ariz.** — A trip to the desert proved to be no cure for the Colorado Buffaloes' recent ills away from home.

Playing their sixth straight game away from the CU Events Center on Saturday, the Buffs fell behind early by double digits to Arizona State and never recovered, dropping an 83-61 decision to the Sun Devils at Wells Fargo Arena.

The loss, the Buffs' second in a row and fourth in their last five games, dropped their record to 9-5 overall and 0-2 in Pac-12 play while ASU improved to 10-4, 1-1.

McKinley Wright IV led Colorado with 12 points and D'Shawn Schwartz and Daylen Kountz each added 10. But the Buffs were cold all afternoon from the field, finishing just 19-for-58 on field goal tries (32.8 percent), including 5-for-26 from 3-point range. CU also lost the rebound battle, 42-28, and committed 15 turnovers, which ASU converted into 18 points.

The Sun Devils, meanwhile, shot a red-hot 57.1 percent from the field (32-for-56). Romello White led five ASU players in double figures with 19 points. ASU's 83 points were the most given up by the Buffs this year.

"We're just not making shots right now," head coach Tad Boyle said. "We just can't throw it in the ocean. When that happens, you have to come back and get stops. But tonight, we weren't good enough in any aspect of the game. We weren't good enough in rebounding, we weren't good enough in taking care of the ball, we weren't good enough offensively, we weren't good enough defensively. It was just a tail whipping. We deserved it and we got it."

**HOW IT HAPPENED:** Unlike Thursday's loss at Arizona, when the Buffs were able to close a double-digit deficit to seven with just under three minutes to play, Colorado started slowly and the Sun Devils steadily pulled away for much of the game.

The Buffs missed their first seven shots and hit just one of their first 11 in the opening half while the Sun Devils hit seven of their first 13 to take a 16-5 lead less than nine minutes in. ASU then built the margin to as much as 16 before the Buffs finally shaved the margin down to 10, 34-24, with just under three minutes to play in the half.

But the Sun Devils responded to CU's mini-run by putting together a 10-2 burst to close the half to take a 44-26 lead into intermission.

Colorado finished the half just 8-for-27 from the floor (29.7 percent) while ASU was 17-for-30 (56.7 percent).

"We just couldn't get some of our shots to fall," Wright said. "First half we got a ton of good looks. We got a lot of open threes, just unable to hit them."

The second half was basically a repeat of the first. The Sun Devils continued to build on their halftime lead, pushing the cushion to as much as 26. ASU dominated the game on the boards with a 42-28 rebound edge as well as inside, as the Sun Devils outscored the Buffs 50-20 in the paint.

"This is the first time we've gotten our tails kicked," Boyle said. "This was a whipping. We got what we deserved and Arizona State (coming off a home loss to Utah) deserves credit. They played with an edge and desperation. They're a very talented team and we didn't do anything good enough tonight to even warrant being in the game, much less win the game."

The Buffs finally return home next week with a pair of games against the Washington schools, beginning with a Thursday matchup against Washington State.

"I don't want our players to lose their heart," Boyle said. "I don't believe we have. But we can't feel sorry for ourselves. We have to play more desperate in terms of our energy level, our toughness."

## GAME 15

### COLORADO 92, WASHINGTON STATE 60

Jan. 10, 2019, Boulder, Colo. (CU Events Center)

VISITORS: Washington State 7-8, 0-2 Pac-12

# Player	fg-a	3fg-a	ft-a	of	de	tot	pf	tp	a	to	s	bk	min
13 Jeff Pollard	1-3	4-0	6-6	1	2	3	0	12	0	0	1	0	29
2 CJ Elleby	2-10	0-4	2-3	1	1	2	5	6	1	2	0	1	18
5 Marvin Cannon	9-10	0-2	4-4	2	3	5	2	14	1	2	0	1	31
23 Ahmed Ali	3-9	2-6	0-0	1	1	2	1	8	0	1	2	0	23
24 Vionte Daniels	0-2	0-0	0-0	1	0	1	2	0	0	1	0	0	22
0 Isaiah Wade	5-7	0-0	2-4	2	4	6	5	12	1	3	1	0	18
1 Jervae Robinson	2-9	0-2	0-0	0	0	0	0	4	1	0	0	0	21
4 Alijaz Kunc	0-0	0-0	2-2	0	2	2	1	2	1	1	0	0	16
32 Davante Cooper	0-1	0-0	0-0	0	1	1	0	0	0	0	0	0	2
35 Carter Skaggs	1-5	0-4	0-0	0	1	1	2	2	0	2	0	0	20
TEAM				2	2	4							
Totals.....	21-57	2-18	16-19	10	17	27	18	60	5	12	6	2	200

TOTAL FG% 1st Half: 12-32 37.5% 2nd Half: 9-25 36.0% Game: 36.8% DEADBALL  
3-Pt. FG% 1st Half: 1-11 9.1% 2nd Half: 1-7 14.3% Game: 14.3% REBOUNDS  
F Throw % 1st Half: 0-1 0% 2nd Half: 16-18 88.9% Game: 84.2% 3

HOME: Colorado 10-5, 1-2 Pac-12

# Player	fg-a	3fg-a	ft-a	of	de	tot	pf	tp	a	to	s	bk	min
23 Lucas Siewert	1-6	1-4	3-6	2	2	4	4	8	1	2	0	0	25
1 Tyler Bey	10-13	1-2	5-6	3	7	10	0	26	1	1	1	1	24
2 Daylen Kountz	3-9	2-3	0-0	0	2	2	4	8	2	2	0	0	22
5 D'Shawn Schwartz	7-12	1-5	1-3	3	4	7	1	16	4	1	1	0	31
25 McKinley Wright	5-8	0-2	0-0	0	2	2	0	10	7	3	2	0	31
0 Shane Gatling	5-10	5-10	2-2	0	0	0	1	17	0	1	1	0	22</

## GAME 16

### WASHINGTON 77, COLORADO 70

Jan. 12, 2019, Boulder, Colo. (CU Events Center)

#### VISITORS: Washington 12-4, 3-0 Pac-12

WISCONSIN, Washington 12-27, 9:07 AM ET

## Player	fg-a	3fg-a	ft-a	of	de	tot	pf	tp	a	t	s	bk	min
4 Matisse Thybulle	f 1-4	1-4	6-7	0	2	2	4	9	1	1	2	27	
13 Hamer Wright	f 2-3	1-1	0-0	1	1	2	5	5	0	2	2	17	
15 Noah Dickerson	f 2-2	0-0	3-6	2	6	8	4	7	1	5	0	22	
1 David Crisp	g 4-8	4-7	4-4	0	2	2	1	16	1	1	1	35	
5 Jaylen Nowell	g 9-13	0-0	1-3	0	4	4	1	19	5	2	4	36	
0 Jamal Bey	0-1	0-0	0-0	0	0	0	1	0	0	0	0	6	
22 Dominic Green	3-8	2-6	0-0	0	2	2	8	0	0	0	0	19	
11 Nahziah Carter	4-7	1-2	0-0	1	3	4	2	9	0	1	0	22	
33 Sam Timmins	2-3	0-0	0-1	0	1	1	2	4	1	2	0	15	
TEAM				2	4	6						2	
Totals.....	27-49	9-20	14-21	6	25	31	22	77	9	16	6	200	

TOTAL FG% 1st Half: 19-30 63.3% 2nd Half: 8-19 42.1% Game: 55.1% DEADBALL  
3-PT. FG% 1st Half: 8-13 61.5% 2nd Half: 1-7 14.3% Game: 45.0% REBOUNDS  
F Throw % 1st Half: 2-2 100% 2nd Half: 12-19 63.2% Game: 66.7% 3

#### HOME: Colorado 10-6, 1-3 Pac-12

# Player	fg-a	3fg-a	ft-a	of	de	tot	pf	tp	a	t	s	bk	min
23 Lucas Siewert	f 4-10	0-1	0-0	3	2	5	8	2	3	0	0	26	
1 Tyler Bey	f 6-11	0-0	3-4	2	7	9	4	15	0	1	0	26	
2 Daylen Kountz	g 3-7	1-3	1-2	0	1	1	0	8	0	2	0	34	
5 D'Shawn Schwartz	g 6-10	4-5	6-6	0	2	2	4	22	1	2	3	38	
25 McKinley Wright	g 1-2	0-0	0-0	1	0	1	0	2	2	0	0	12	
0 Shane Gatling	1-10	1-6	5-7	0	3	3	2	8	6	1	4	35	
10 Alexander Strating	0-0	0-0	1-2	0	1	1	1	1	2	1	1	17	
21 Evan Battey	3-4	0-0	0-2	1	1	2	5	6	0	1	0	11	
24 Eli Parquet	0-0	0-0	0-0	0	0	0	0	0	0	0	0	1	
TEAM				2	3	5						1	
Totals.....	24-54	6-15	16-23	9	20	29	21	70	13	12	8	200	

TOTAL FG% 1st Half: 12-25 48.0% 2nd Half: 12-29 41.4% Game: 44.4% DEADBALL  
3-PT. FG% 1st Half: 4-8 50.0% 2nd Half: 2-7 28.6% Game: 40.0% REBOUNDS  
F Throw % 1st Half: 7-10 70.0% 2nd Half: 9-13 69.2% Game: 69.6% 3

Officials: Gregory Nixon, Marques Pettigrew, Rick Randall

Attendance: 7758

Score by Periods	1st	2nd	Total
Washington	48	29	77
Colorado	35	35	70

**BOULDER** — A furious Colorado rally in the second half came up just short Saturday night, as the Buffs dropped a 77-70 decision to Washington at the CU Events Center.

The Buffs, who played much of the game without star point guard **McKinley Wright IV** (shoulder injury), rallied from a 15-point deficit in the second half to cut the margin to one win just more than seven minutes left. But that was as close as the Buffs could come, as the Huskies answered each Colorado rally and held on down the stretch for the win.

CU fell to 10-6 overall and 1-3 in Pac-12 play while the Huskies improved to 12-4, 3-0.

**D'Shawn Schwartz** led Colorado with a career-high 22 points — his second straight game with a career high — and **Tyler Bey** added 15 points and nine rebounds. **Shane Gatling** added eight points and a career-high six assists.

Jaylen Nowell led UW with 19 points.

The Huskies shot 55.1 percent from the field (27-for-49), including a red-hot 19-for-30 in the first half, paving the way for a 48-35 lead at intermission. The Buffs, who battled foul trouble for much of the night, connected on 44.4 percent of their field goal tries (24-for-54).

While obviously disappointed with his team's loss, CU head coach **Tad Boyle** still said he was proud of the way Colorado battled back.

"I thought there were some really good things that came out of tonight's game, out of a loss," Boyle said. "I don't say that very often, but I thought with all the things we battled tonight — our defensive atrociousness, them scoring 48 points and shooting 63 percent — as bad as that was, for our guys to battle back, with McKinley going out and the foul trouble we battled, is a testament to our guys."

**HOW IT HAPPENED:** The Buffs had no answer for the Huskies in the first half. Colorado missed its first seven shots and had two turnovers in the first five minutes while the Huskies hit five of their first six field goal tries to take a 12-0 lead.

The Buffs finally found their footing and temporarily closed the gap to five with a 9-2 run, but Washington answered to quickly push the lead back to double digits. The Huskies hit eight 3-pointers in the opening half, paving the way for a 48-35 lead at intermission.

Wright, who suffered a shoulder injury in practice in late December, re-injured his shoulder with just under eight minutes to play in the half.

That could have been the end for Colorado — but instead, the Buffs battled back in the second half with Gatling running the point and Schwartz and **Daylen Kountz** finding their offensive groove. After trailing by as much as 15 early in the half, CU rallied to cut the deficit to one, 63-62, with 7:17 still remaining.

The Buffs first closed the gap to five with a 14-4 run, sparked by six straight points from Kountz, including a 3-pointer at the 12:30 mark. The Huskies then pushed the lead back to 10, but Colorado answered with a 9-0 run to narrow the lead to one. Schwartz had seven of the nine — a 3-pointer and four free throws — before **Evan Battey** connected inside to cut Washington's lead to 63-62.

"I look at the way our team responded when McKinley went out — they could have folded their tents because we know how important McKinley is to us," Boyle said. "We could have got our heads down and felt sorry for ourselves and had an emotional deflation happen, but that didn't happen. That to me is a good sign for our team."

The Buffs were also hampered by foul trouble with their big men all night. Battey, who played just 11 minutes because of foul troubles — he fouled out in the second half — still finished with six points and two rebounds. CU's **Lucas Siewert** also fouled out, and Bey found himself in foul trouble early in the second half.

After Colorado cut the lead to one, Washington pushed the edge back to five, but the Buffs refused to go away. With 3:47, Siewert bucket inside pulled Colorado back to within three, 70-67, only to see the Huskies draw a foul on a 3-point shot on their next possession. Matisse Thybulle drained all three foul shots and the Buffs never came closer than six again.

## GAME 17

### UTAH 78, COLORADO 69

Jan. 20, 2019, Salt Lake City, Utah (Huntsman Center)

#### VISITORS: Colorado 10-7, 1-4 Pac-12

# Player	fg-a	3fg-a	ft-a	of	de	tot	pf	tp	a	t	s	bk	min
23 Lucas Siewert	f 5-9	2-2	1-2	3	3	6	0	13	2	1	0	0	29
0 Shane Gatling	g 6-18	3-10	6-6	1	3	4	4	21	3	1	0	34	
1 Tyler Bey	g 1-7	0-0	0-0	1	9	10	5	2	1	2	0	21	
5 D'Shawn Schwartz	g 4-9	1-3	2-2	2	2	4	3	11	1	1	0	32	
24 Eli Parquet	g 1-3	0-0	0-0	1	0	1	3	2	0	0	0	17	
2 Daylen Kountz	g 6-9	0-2	1-2	0	3	3	0	13	3	0	0	27	
10 Alexander Strating	1-4	0-0	0-0	1	1	2	2	2	0	1	0	19	
13 Namon Wright	0-0	0-0	0-0	0	0	0	1	0	1	0	0	5	
21 Evan Battey	2-5	0-0	1-4	0	2	2	5	5	0	1	1	16	
TEAM				3	2	5						1	
Totals.....	26-64	6-17	11-16	12	25	37	23	69	10	11	4	200	

TOTAL FG% 1st Half: 9-30 30.0% 2nd Half: 17-34 50.0% Game: 40.6% DEADBALL  
3-PT. FG% 1st Half: 1-7 14.3% 2nd Half: 5-10 50.0% Game: 35.3% REBOUNDS  
F Throw % 1st Half: 0-2 0.0% 2nd Half: 11-14 78.6% Game: 68.8% 2

#### HOME: Utah 9-8, 3-2 Pac-12

#	Player	fg-a	3fg-a	ft-a	of	de	tot	pf	tp	a	t	s	bk	min
20	Timmy Allen	f 6-9	0-0	9-13	3	7	10	3	21	4	2	3	0	32
21	Riley Battin	f 3-6	0-2	1-1	1	1	2	2	7	2	0	0	0	18
34	Jayce Johnson	f 0-3	0-0	4-6	1	7	8	3	4	1	0	1	2	23
2	Sedrick Barefield	g 7-15	5-11	3-4	0	2	2	2	22	4	3	1	0	33
5	Parker Van Dyke	g 1-4	1-3	0-0	0	2	2	2	3	1	0	0	0	14
1	Charles Jones	1-1	1-1	0-0	1	0	1	2	3	0	1	0	1	10
3	Donnie Tillman	4-6	1-1	2-3	1	3	4	3	11	1	1	3	1	28
11	Both Gach	3-6	1-3	0-0	0	2	2	3	7	3	2	1	0	22
13	Novak Topalovic	0-4	0-0	0-2	1	3	4	3	0	0	1	0	2	16
25	Beau Rydchal	0-1	0-1	0-0	0	0	0	0	0	0	0	0	0	1
30	Brooks King	0-0	0-0	0-0	0	0	0	0	0	0	0	0	0	1
31	Brandon Morley	0-0	0-0	0-0	0	0	0	0	0	0	0	0	0	1
40	Marc Reiningier	0-0	0-0	0-0	0	0	0	0	0	0	0	0	0	1
	TEAM				1	2	3							1
	Totals.....	25-55	9-22	19-29	9	29	38	22	78	16	11	5	9	200

TOTAL FG% 1st Half: 13-29 44.8% 2nd Half: 12-26 46.2% Game: 45.5% DEADBALL  
3-PT. FG% 1st Half: 8-13 61.5% 2nd Half: 1-9 11.1% Game: 40.9% REBOUNDS  
F Throw % 1st Half: 7-13 53.8% 2nd Half: 12-16 75.0% Game: 65.5% 6

Officials: Kelly Pfeifer, Eric Curry, Tony Padilla

Attendance: 10372

Score by Periods	1st	2nd	Total
Colorado	48	29	77
Utah	41	37	78

**SALT LAKE CITY** — Colorado's first game without sophomore point guard **McKinley Wright** turned into a long 40 minutes for the Buffs on Sunday.

Colorado started slowly and couldn't find its footing until it was too late, as Utah collected a 78-69 win over the slumping Buffs at the Huntsman Center.

The loss, CU's seventh straight on the Utes' home floor, dropped the Buffs to 10-7 overall and 1-4 in Pac-12 play. Colorado has now dropped six of its last eight. The Utes improved to 9-8, 3-2.

Wright did not play because of a shoulder injury suffered in last weekend's loss to Washington. Sunday's game was the first he has missed as a Buff.

But the Buffs needed more than just Wright, as Utah led by as much as 26 in the first half and 28 early in the second before a late Colorado rally narrowed the gap to a relatively respectable margin. CU cut Utah's lead to 10 points, 70-60, with 3:28 to go on a **Daylen Kountz** layup, but the Utes managed to hold Colorado off down the stretch for the win.

**Shane Gatling** finished with 21 points, **Lucas Siewert** and Kountz each added 13 and **D'Shawn Schwartz** had 11.

Sedrick Barefield led Utah with 22, with 17 of those coming in the first half, when he hit five of eight 3-point attempts to help Utah to a 41-19 halftime lead. Freshman Timmy Allen had a 21-point, 10-rebound double-double for the Utes.

The Buffs' two halves Sunday were starkly different. After committing 11 first-half turnovers that led to 14 Utah points in the opening 20 minutes, CU did not have a turnover after intermission. Also, after scoring just 19 points in the opening half — CU's lowest production for a half since a 2016 loss at Oregon State — the Buffs scored 50 in the second half.

"Our sense of urgency, our toughness — whatever you want to call it — the fact of the matter is we're not executing game plans very well," CU head coach **Tad Boyle** said. "Offensively, this team is really hard to figure out, how we score 19 points in the first half and 50 in the second half. We have 11 turnovers in the first half, zero in the second half. It's a really hard team to figure out. The lack of consistency makes it really difficult for me and our staff to coach. We have to figure that out."

**HOW IT HAPPENED:** Thanks to an early barrage of 3-pointers from the Utes, the Buffs fell behind early and watched Utah build its lead to as much as 26 in the first half. Utah hit eight of 13 3-point tries in the opening half — including a 5-for-8 effort from log distance from Barefield — and the Buffs compounded their problems by committing 11 turnovers in the first 20 minutes, which the Utes converted into 14 points.

The deciding stretch of the game came early. With 15:33 still to go in the first half, the Buffs pulled to within 9-7 on a Kountz jumper. But the Utes then answered with a 12-0 run to take control, helped by three consecutive Colorado turnovers that led to Utah dunks. By the 5:49 mark of the first half, the Utes' run had reached 25-4, and Utah built its cushion to 41-15 before Colorado finally hit a pair of field goals in the final minutes to close the gap to 41-19 by halftime.

"It was an atrocious start," Boyle said. "This team's really hard to figure out. We turn it over 11 times the first half against a team that doesn't press and plays zone and the second half we don't turn it over at all. We score 19 points the first half, we score 50 points the second half. It's like Dr. Jekyll and Mr. Hyde and there's no consistency."

To their credit, the Buffs didn't fold up the tent. After Utah then built it lead to 28 early in the second half, the Buffs slowly chipped away at the lead. Gatling fueled a mini run with nine straight points, and Colorado began a comeback. A pair of 3-pointers from Siewert and Gatling helped CU narrow the deficit to 12 with five minutes to play before a Kountz layup following a timeout pulled the Buffs to within 10 with more than three minutes to play.

But the Utes had enough in the tank to keep the Buffs at bay down the stretch. Gatling's pull-up jumper just before the final buzzer cut the final deficit to nine.

## GAME 18

### COLORADO 68, CALIFORNIA 59

Jan. 24, 2019, Berkeley, Calif. (Haas Pavilion)

#### VISITORS: Colorado 11-7, 2-4 Pac-12

#	Player	fg-a	3fg-a	ft-a	of	de	tot	pf	tp	a	t	s	bkmin
23	Lucas Siewert	f 6-11	2-4	4-4	0	3	3	2	18	1	2	0	32
0	Shane Gatling	g 5-14	3-11	0-0	0	6	6	2	13	2	0	0	35
1	Tyler Bey	g 6-8	0-1	5-6	1	13	14	2	17	2	3	0	32
5	D'Shawn Schwartz	g 1-2	0-1	0-0	1	1	2	4	2	1	0	0	17
25	McKinley Wright	g 3-7	2-3	0-0	0	4	4	3	8	4	3	0	30
2	Daylen Kountz	g 2-6	0-2	1-2	0	0	0	1	5	4	1	0	25
21	Evan Battey	2-2	0-0	1-3	1	1	2	3	5	3	2	0	21
24	Eli Parquet	0-0	0-0	0-0	0	2	2	1	0	1	2	0	1
	TEAM				2	4							
	Totals.....	25-50	7-22	11-15	5	32	37	18	68	18	13	0	4 200

TOTAL FG% 1st Half: 13-27 48.1% 2nd Half: 12-23 52.2% Game: 50.0% DEADBALL  
3-PT. FG% 1st Half: 3-13 23.1% 2nd Half: 4-9 44.4% Game: 31.8% REBOUNDS  
F Throw % 1st Half: 5-7 71.4% 2nd Half: 6-8 75.0% Game: 73.3% 3

#### HOME: California 5-14, 0-7 Pac-12

# Player	fg-a	3fg-a	ft-a	of	de	tot	pf	tp	a	t	s	bkmin
10 Justice Sueing	f 5-12	0-3	3-5	0	3	3	3	13	1	1	3	0 39
15 Roman Davis	f 0-3	0-0	0-2	0	2	2	1	0	0	0	0	6
22 Andre Kelly	f 2-4	0-0	2-2	0	4	4	1	6	0	0	0	27
3 Paris Austin	g 6-10	0-3	1-2	0	3	3	3	13	7	1	1	38
20 Matt Bradley	g 3-8	2-6	4-4	1	3	4	3	12	1	2	1	28
1 Darius McNeill	3-12	3-8	0-0	0	2	2	1	9	1	2	0	33
2 Juhwan Harris-Dyson	1-2	0-0	2-3	1	1	2	4	4	0	0	0	14
23 Connor Vanover	0-1	0-1	0-0	0	0	0	0	0	0	0	1	6
34 Grant Anticevich	1-2	0-0	0-0	0	1	1	0	0	0	0	0	9
TEAM				2	1	3						
Totals.....	21-54	5-21	12-18	4	20	24	17	59	10	4	7	2 200



## GAME 19

### STANFORD 75, COLORADO 62

Jan. 26, 2019, Stanford, Calif. (Maples Pavilion)

#### VISITORS: Colorado 11-8, 2-5 Pac-12

# Player	fg-a	3fg-a	ft-a	of	de	tot	pf	tp	a	to	s	bk	min
23 Lucas Siewert	16-15	0-4	1-2	1	3	4	1	13	2	3	0	0	36
0 Shane Gatling	9-10	2-8	0-2	0	1	1	1	10	1	3	0	0	31
1 Tyler Bey	8-16	0-0	1-1	1	4	5	4	17	0	1	0	0	31
5 D'Shawn Schwartz	0-2	0-1	2-2	0	1	1	3	2	1	1	2	0	29
25 McKinley Wright	6-12	1-2	1-2	0	4	4	2	14	4	1	1	0	35
2 Daylen Kountz	0-3	0-1	0-0	0	2	2	3	0	4	2	0	0	17
21 Evan Battey	2-6	0-0	2-4	5	1	6	0	6	1	0	0	0	18
24 Eli Parquet	0-0	0-0	0-0	0	1	1	0	0	0	0	0	0	3
TEAM				4	1	5							
Totals.....	26-64	3-16	7-13	11	18	29	14	62	13	11	3	0	200

TOTAL FG% 1st Half: 16-36 44.4% 2nd Half: 10-28 35.7% Game: 40.6% DEADBALL  
3-Pt. FG% 1st Half: 1-10 10.0% 2nd Half: 2-6 33.3% Game: 18.8% REBOUNDS  
F Throw % 1st Half: 4-6 66.7% 2nd Half: 3-7 42.9% Game: 53.8% 6

#### HOME: Stanford 10-10, 3-5 Pac-12

# Player	fg-a	3fg-a	ft-a	of	de	tot	pf	tp	a	to	s	bk	min
00 KZ Okpala	1-2	0-0	0-0	1	1	2	3	5	2	3	2	0	26
13 Oscar Da Silva	18-13	3-7	2-2	1	6	7	3	21	0	1	1	0	33
20 Josh Sharma	3-3	0-0	0-0	1	3	4	6	0	3	0	1	0	23
01 Daejon Davis	6-7	1-2	5-5	0	4	4	2	16	6	5	1	0	39
02 Bryce Willis	4-7	0-2	4-5	1	6	7	2	12	5	1	2	1	34
04 Isaac White	0-0	0-0	0-0	0	0	0	1	0	0	1	0	0	4
05 Kodie Pugh	0-1	0-1	0-0	0	1	1	0	0	0	1	0	0	5
11 Jaiden Delaire	3-5	1-2	0-0	0	2	2	0	7	0	0	1	0	16
14 Marcus Sheffield	2-5	1-4	2-2	0	0	0	1	7	1	0	0	0	15
32 Lukas Kisunas	0-0	0-0	1-2	0	1	1	0	1	0	0	0	0	5
TEAM				2	2								
Totals.....	27-49	7-20	14-16	3	26	29	17	75	15	16	7	2	200

TOTAL FG% 1st Half: 9-24 37.5% 2nd Half: 18-25 72.0% Game: 55.1% DEADBALL  
3-Pt. FG% 1st Half: 5-13 38.5% 2nd Half: 2-7 28.6% Game: 35.0% REBOUNDS  
F Throw % 1st Half: 8-10 80.0% 2nd Half: 6-6 100% Game: 87.5% 4

Officials: Casey McClellan, Mike Scypfers, Verne Harris

Attendance: 3648

Score by Periods	1st	2nd	Total
Colorado	37	25	62
Stanford	31	44	75

**STANFORD, Calif.** — A chance for a Bay Area sweep instead turned into a second-half collapse for Colorado on Saturday, as the Buffs dropped a 75-62 decision at Stanford.

The Buffs led by as much as 12 in the first half and by nine early in the second period, but were outscored 42-20 by the Cardinal over the final 18 minutes.

The loss ended CU's nine-game win streak against Stanford and dropped the Buffs to 11-8 overall and 2-5 in Pac-12 play. The Cardinal improved to 10-10, 3-5. It was also the first time this year in 10 games the Buffs have lost after leading at half, and it ended a program streak of 25 straight wins after leading at halftime.

The Buffs shot just 40.6 percent from the field in the game, including 10-for-28 in the second half. Stanford shot 55.1 percent from the field (27-for-49), including a blistering 72 percent in the second half (18-for-25). After collecting 21 rebounds in the first half, CU had just eight boards the entire second half.

**Tyler Bey** led CU with 17 points, **McKinley Wright IV** added 14, **Lucas Siewert** chipped in 13 and **Shane Gatling** had 10.

Oscar Da Silva led Stanford with 21 and Daejon Davis scored 16.

The loss, coming on the heels of Thursday's win at Cal, also prevented Colorado from coming up with a rare conference road trip sweep, something the Buffs have accomplished only once since entering the Pac-12.

"I told our team, two things that we have to understand that we don't right now — that is basketball is a 40-minute game, and we don't handle adversity well enough," head coach **Tad Boyle** said. "We're not mature enough and we're not tough enough. I know those are two of our issues. I'm not talking about physically tough, I'm talking about mentally tough. When things start going south, we don't have that dig-in, let's stop this kind of mentality. We just don't."

**HOW IT HAPPENED:** In Thursday's win over Cal, the Buffs allowed an 18-point lead to slip away in the second half before regaining their composure down the stretch to collect the win.

They couldn't recreate that effort against the Cardinal.

The Buffs controlled the first half, taking a 37-31 lead at intermission. CU had a 21-14 rebound edge in the first 20 minutes, which helped the Buffs to a 10-3 edge on second-chance points as well as a 26-8 lead in points in the paint. CU then quickly bumped the margin to nine early in the second half on five points from Bey for a 42-33 lead.

But from that point on, the Buffs went stone cold from the field and their defense turned porous. The Cardinal put together a 23-6 run to take a 56-48 lead with 9:18 to go, and the Buffs never came closer than four again. Stanford hit six straight field goal attempts at one point in the run while the Buffs endured a 1-for-11 stretch.

"Stanford was ready to be beaten today. They were ready to be put away," Boyle said. "But we miss some bunnies, we miss three out of four free throws and instead of being a 12, 14, 16, 18-point game, which it should have been, it's a six-point game and they've got hope."

Indeed, the Buffs missed an opportunity early in the second half when Gatling missed two technical foul shots (called on Stanford's Davis) and Siewert hit just one of two. The Cardinal then began penetrating inside on Colorado's defense and the Buffs couldn't seem to find an answer. After Colorado held a commanding 26-8 edge on points in the paint in the first half, Stanford flipped the script and outscored CU 32-16 inside after halftime.

After Stanford pushed its lead to eight, 60-52, with just under seven minutes to play, the Buffs cut the deficit back to four on baskets from Bey and Siewert. But Colorado then gave up a dunk inside and back-to-back 3-point plays from Davis and Da Silva and the Stanford lead was back to 12 with four minutes to go.

Davis had 12 of his points in the second half. The Buffs were also beaten on the boards in the second half, 15-8, after holding a 21-14 edge in the first half. Colorado led for almost the entire first half, jumping out to an 8-2 lead after a pair of baskets from Gatling and stretching the lead to as much as 12 when a Bey bucket inside gave the Buffs a 31-19 lead with just under five minutes to play.

Stanford, however, came back to cut that margin in half by intermission, and CU took a 37-31 lead into the locker room at halftime.

## GAME 20

### OREGON STATE 76, COLORADO 74

Jan. 31, 2019, Boulder, Colo. (CU Events Center)

#### VISITORS: Oregon State 13-7, 5-3 Pac-12

# Player	fg-a	3fg-a	ft-a	of	de	tot	pf	tp	a	to	s	bk	min
3 Tres Tinkle	17-17	1-4	4-6	0	8	8	5	19	3	2	1	1	34
24 Kaylor Kelley	1-2	0-0	0-0	0	0	0	0	1	0	0	0	0	9
1 Stephen Thompson, Jr.	6-12	2-6	7-12	1	5	6	1	21	4	3	1	0	40
5 Ethan Thompson	6-11	1-4	1-2	1	4	5	3	14	1	1	2	1	32
11 Zach Reichle	0-3	0-3	1-2	0	0	0	2	1	3	2	1	0	27
23 Gligorije Rakocevic	4-4	0-0	2-2	2	1	3	3	10	0	0	0	0	19
4 Alfred Hollins	3-6	3-3	0-0	1	4	5	1	9	0	0	1	0	27
13 Antoine Vernon	0-0	0-0	0-0	0	0	0	0	0	0	1	0	0	3
22 Warren Washington	1-1	0-0	0-1	1	0	1	2	2	0	0	0	0	9
TEAM				2	2								
Totals.....	27-56	7-20	15-25	8	24	32	18	76	11	10	6	3	200

TOTAL FG% 1st Half: 13-31 41.9% 2nd Half: 14-25 56.0% Game: 48.2% DEADBALL  
3-Pt. FG% 1st Half: 5-11 45.5% 2nd Half: 2-9 22.2% Game: 35.0% REBOUNDS  
F Throw % 1st Half: 4-6 66.7% 2nd Half: 11-19 57.9% Game: 60.0% 6

#### HOME: Colorado 11-9, 2-6 Pac-12

# Player	fg-a	3fg-a	ft-a	of	de	tot	pf	tp	a	to	s	bk	min
23 Lucas Siewert	1-2	1-5	0-0	1	7	8	5	2	0	0	0	0	32
0 Shane Gatling	5-12	3-7	2-2	0	2	2	1	15	4	3	0	0	36
1 Tyler Bey	1-7	0-1	2-4	1	3	4	2	4	0	0	0	0	18
5 D'Shawn Schwartz	1-4	1-4	2-2	0	2	2	4	5	1	2	0	0	23
25 McKinley Wright	6-7	1-2	5-8	0	3	3	4	18	4	3	0	0	29
2 Daylen Kountz	2-3	0-1	2-5	1	3	4	0	6	2	1	0	0	21
21 Evan Battey	7-9	0-0	2-3	2	4	6	3	16	0	1	0	0	20
10 Alexander Strating	2-2	0-0	1-2	1	1	2	1	5	1	1	0	0	18
24 Eli Parquet	0-0	0-0	0-0	0	0	0	0	0	1	0	0	0	3
TEAM				1	2								
Totals.....	26-52	6-20	16-26	7	25	32	20	74	15	11	0	0	200

TOTAL FG% 1st Half: 16-27 59.3% 2nd Half: 10-25 40.0% Game: 50.0% DEADBALL  
3-Pt. FG% 1st Half: 1-9 11.1% 2nd Half: 4-14 28.6% Game: 30.0% REBOUNDS  
F Throw % 1st Half: 6-12 50.0% 2nd Half: 10-14 71.4% Game: 61.5% 5

Officials: Gregory Nixon, Rick Randall, Larry Sciotto

Attendance: 6839

Score by Periods	1st	2nd	Total
Oregon State	35	41	76
Colorado	40	34	74

**BOULDER** — Once again, the Colorado Buffaloes couldn't quite finish what they started.

One game after allowing a second-half lead to melt away at Stanford, the Buffs did the same on their home floor Thursday in a 76-74 loss to Oregon State. Colorado led by nine late in the first half and still held a five-point cushion at intermission, but the Beavers hit 56 percent of their shots after the half to come away with the win.

The loss, CU's eighth in its last 11 games, dropped the Buffs to 11-9 overall and 2-6 in Pac-12 play while the Beavers improved to 13-7, 5-3.

"Same story, different game," head coach **Tad Boyle** said. "Same story that happened at Stanford. We were in Palo Alto, now we're in Boulder. We weren't good enough in the second half."

Sophomore **McKinley Wright IV** led CU with 18 points, freshman **Evan Battey** added 16 and junior **Shane Gatling** scored 15. Stevie Thompson Jr. led OSU with 21.

Along with shooting 56 percent after halftime, the Beavers also held Colorado to just 40 percent shooting in the second half (10-for-25). The Buffs also hurt themselves by hitting just 16 of their 26 free throw attempts.

**HOW IT HAPPENED:** The Buffs put together a solid first half, breaking open a tie game with five minutes to go in the half with a 9-0 run to take a 34-25 lead. The Colorado run was spurred by CU's bench, with Battey getting two of his first-half 10 points in the surge and freshman guard **Daylen Kountz** scoring five straight points.

But instead of extending the margin for the rest of the half, the Buffs allowed OSU to cut the cushion almost in half by intermission, then completely erase the lead in the first three minutes of the second half. The Beavers hit six of their first seven shots of the half and scored on their first six possessions, with an Ethan-Thompson 3-pointer giving them a 48-47 lead with 16:10 to play.

"There was a stretch at the end of the first half when they scored on four straight possessions and then the first six or seven possessions of the second half they got layups," Boyle said. "Layup after layup after layup. Our defense just went south."

The Buffs played much of the second half without starter **Tyler Bey**, who played 11 minutes in the first half but just seven after halftime. Bey finished with just four points and four rebounds, his second-lowest rebound total of the season.

"I just didn't think Tyler was giving us much tonight," Boyle said. "He's a good player, but I thought defensively and rebounding he wasn't the same Tyler Bey I've expected to see and we've expected to see. ... I love Tyler Bey. I'm not down on Tyler. I just think he's got to understand that he has to bring it every single game, every single possession."

After OSU regained the lead four minutes into the half, the game see-sawed back and forth, with the two teams trading the lead 10 times over the next 15 minutes as well as a half-dozen ties.

OSU finally took the lead for good, 71-69, with 1:00 on the clock on a pair of Gligorije Rakocevic free throws. Wright then turned the ball over on CU's next possession and the Beavers hit five free throws down the stretch to clinch the win as Colorado also missed shots on each of its ensuing possessions.

"McKinley's our guy," Boyle said. "He's 6-for-7 from the field. He's the heart of this team. He's a warrior. It's an inopportune turnover, but I'm going to battle with that guy. You have live with it and he's got to learn from it and hopefully not let it happen again."

Wright did hit a 3-pointer with 1.8 seconds remaining to pull Colorado within one, 75-74, but Thompson hit another free throw and a last-second heave at the buzzer was off the mark.

## GAME 21

### COLORADO 73, OREGON 51

Feb. 2, 2019, Boulder, Colo. (CU Events Center)

#### VISITORS: Oregon 13-9, 4-5 Pac-12

# Player	fg-a	3fg-a	ft-a	of	de	tot	pf	tp	a	to	s	bk	min
2 Louis King	15-13	0-5	2-2	2	6	8	5	12	0	4	0	1	29
13 Paul White	1-5	1-4	0-0	0	1	1	1	3	1	1	1	1	14
33 Francis Okoro	1-2	0-0	0-0	1	1	2	1	0	0	0	0	0	15
0 Will Richardson	2-8	0-1	4-4	1	3	4	1	8	1	3	2	0	33
3 Payton Pritchard	8-8	2-6	2-3	0	3	3	3	10	3	0	1	0	37
4 Ehab Amin	1-7	1-4	0-2	0	2	2	3	3	0	0	1	0	19
14 Kenny Wooten	3-4	0-0	1-5	0	2	2	4	7	1	1	0	4	24
5 Miles Norris	1-2	0-1	0-0	0	1	1	4	2	0	0	2	0	14
10 Victor Bailey Jr.	2-9	0-4	2-2	0	2	2	1	6	0	2	1	0	14
TEAM				4	3								
Totals.....	18-58	4-25	11-18	8	24	32	23	51	6	11	8	6	200

TOTAL FG% 1st Half: 6-29 20.7% 2nd Half: 12-29 41.4% Game: 31.0% DEADBALL  
3-Pt. FG% 1st Half: 1-12 8.3% 2nd Half: 3-13 23.1% Game: 16.0% REBOUNDS  
F Throw % 1st Half: 4-8 50.0% 2nd Half: 7-10 70.0% Game: 61.1% 3

#### HOME: Colorado 12-9, 3-6 Pac-12

#	Player	fg-a	3fg-a	ft-a	of	de	tot	pf	tp	a	to	s	bk	min
23	Lucas Siewert	4-6	1-3	1-1	0	6	6	3	10	0	0	1	1	32
0	Shane Gatling	3-13	1-8	2-2	0	4	4	2	9	2	2	0	0	30
1	Tyler Bey	9-9	0-0	9-11	3	7	10	2	27	1	0	0	0	27
5	D'Shawn Schwartz	2-7	0-5	1-2	1	2	3	3	5	1	2	0	0	28
25	McKinley Wright	2-6	1-4	4-4	0	6	6	2	9	2	2	0	0	24
2	Daylen Kountz	3-7	0-0	5-6	0	1	1	1	11	1	4	2	1	24
21	Evan Battey	0-3	0-0	2-2	1	2	3	2	2	0	1	2	0	18
10	Alexander Strating	0-0	0-0	0-0	1	0	1	0	0	0	0	0	0	3
24	Eli Parquet	0-2	0-1	0-0	0	5	5	1	0	0	1	0	2	14
TEAM					3	3	6			2				
Totals.....		23-53	3-20	24-28	9	36	45	16	73	7	14	6	4	200

## GAME 22

### COLORADO 84, UCLA 73

Feb. 6, 2019, Los Angeles, Calif. (Pauley Pavilion)

#### VISITORS: Colorado 13-9, 4-6 Pac-12

# Player	fg-a	3fg-a	ft-a	of	de	tot	pf	tp	a	to	s	bk	min
23 Lucas Siewert	f 2-6	1-4	0-0	0	4	4	1	5	4	2	1	1	30
0 Shane Gatling	g 8-10	7-9	5-6	1	3	4	0	28	5	2	0	3	35
1 Tyler Bey	g 6-13	0-0	4-4	3	7	10	1	16	2	3	2	1	30
5 D'Shawn Schwartz	g 6-10	3-7	0-0	1	3	4	1	15	1	2	0	1	36
25 McKinley Wright	g 3-9	2-4	4-4	1	3	4	0	12	8	1	0	0	32
2 Daylen Kountz	2-2	0-0	2-2	0	1	1	2	6	0	1	0	1	17
10 Alexander Strating	0-0	0-0	0-0	0	0	0	0	0	0	0	0	0	1
21 Evan Battey	1-2	0-0	0-0	0	1	1	3	2	2	2	0	0	18
24 Eli Parquet	0-0	0-0	0-0	0	0	0	1	0	0	0	0	0	1
TEAM						1							
Totals.....	28-52	13-24	15-16	6	23	29	9	84	22	14	3	7	200

TOTAL FG% 1st Half: 15-30 50.0% 2nd Half: 13-22 59.1% Game: 53.8% DEADBALL  
3-Pt. FG% 1st Half: 6-12 50.0% 2nd Half: 7-12 58.3% Game: 54.2% REBOUNDS  
F Throw % 1st Half: 2-2 100% 2nd Half: 13-14 92.9% Game: 93.8% 1

#### HOME: UCLA 12-11, 5-5 Pac-12

# Player	fg-a	3fg-a	ft-a	of	de	tot	pf	tp	a	to	s	bk	min
24 Jalen Hill	f 0-2	0-0	2-2	2	3	5	0	2	1	2	0	0	14
1 Moses Brown	c 8-10	0-0	1-2	4	4	8	17	0	1	4	4	0	30
4 Jaylen Hands	g 5-10	3-5	0-0	0	2	2	13	6	2	0	2	0	30
13 Kris Wilkes	g 3-11	2-5	0-0	0	1	1	8	1	1	0	0	0	28
23 Prince Ali	g 1-6	0-4	0-0	1	2	3	2	2	0	3	0	2	17
0 Alex Olesinski	0-2	0-1	0-0	1	1	2	1	0	0	1	0	0	6
2 Cody Riley	3-5	0-1	0-0	0	3	3	6	0	1	0	0	0	16
3 James Bernard	4-8	1-2	1-2	0	1	1	0	10	2	0	0	0	17
5 Chris Smith	7-12	0-2	0-0	1	2	3	14	3	1	0	0	0	30
34 David Singleton	0-1	0-1	1-2	0	1	1	0	1	1	0	0	1	12
TEAM						3							
Totals.....	31-67	6-21	5-8	13	19	32	12	73	14	12	4	9	200

TOTAL FG% 1st Half: 15-30 50.0% 2nd Half: 16-37 43.2% Game: 46.3% DEADBALL  
3-Pt. FG% 1st Half: 4-11 36.4% 2nd Half: 2-10 20.0% Game: 28.6% REBOUNDS  
F Throw % 1st Half: 3-6 50.0% 2nd Half: 2-2 100% Game: 62.5% 2  
Officials: Larry Spaulding, Chris Rastatter, Tony Padilla  
Attendance: 6983  
Score by Periods 1st 2nd Total  
Colorado 38 46 84  
UCLA 37 36 73

**LOS ANGELES** — For the second year in a row, the Colorado Buffaloes made Pauley Pavilion their home away from home.

**Shane Gatling** scored a career-high 28 points Wednesday night — including seven 3-pointers — and the Buffs broke open a tight game in the final seven minutes to collect an 84-73 win over UCLA on the Bruins' home floor.

It was CU's second straight win at UCLA and third overall against the Bruins. The Buffs improved to 13-9 overall and 4-6 in Pac-12 play with their second straight conference win while the Bruins fell to 12-11, 5-5.

The Buffs entered the game with the Pac-12's worst 3-point shooting percentage, but finished the night a red-hot 13-for-24 from beyond the arc, including a 7-for-9 night from Gatling. A year ago, Colorado was 11-for-22 from 3-point range in a win at UCLA.

**Tyler Bey** added his second straight double-double for Colorado, finishing with 16 points and 10 rebounds. **McKinley Wright IV** added 12 points and eight rebounds and **D'Shawn Schwartz** added 15 points. Gatling, who had 22 of his points in the second half, also had five assists, four rebounds and three steals for the Buffs. Colorado finished with 22 assists on their 28 baskets.

"We're growing up," CU head coach **Tad Boyle** said. "It's taking some time. Saturday (at USC) is not going to be easy, but I told our team, the way we're playing right now, if we continue to buy into defense and rebounding the ball, we can play with anybody."

**HOW IT HAPPENED:** The Buffs led by as much as 13 early in the first half, only to see the Bruins cut the margin to one, 38-37, at intermission. UCLA actually then briefly took a two-point lead early in the second half, and while the Buffs managed to regain the edge, they led by only two, 63-61, with just more than seven minutes to play.

But then their defense kicked in and the offense put the game away. Following a timeout, the Buffs put together a 16-4 run over the next six minutes to build their cushion to 14, 79-65, and salt away the win.

Offensively, the Buffs got big buckets from Bey, Gatling and Wright in the run. Bey had back-to-back baskets inside, Gatling added a 3-pointer and Bey added a dunk off an assist from Gatling. Wright then finished the run with a 3-pointer and two free throws, and with 1:31 remaining, the Buffs had turned a tight game into one that had Bruins fans headed for the exits.

But it wasn't just offense that sparked the run. Colorado forced five straight empty UCLA possessions in the stretch, helping the Buffs finish their winning surge with a 10-0 burst.

Gatling opened the second half with a 3-pointer, then added three more in the next six minutes as the Buffs rallied from a 45-43 deficit. His fourth try of the game put Colorado back in the lead for good and he quickly added two more to give CU a five-point edge.

The Bruins, though, cut the deficit back to one with just more than eight minutes to go, then pulled to within two with 7:15 on the clock.

That, however, is when the Buffs put together their decisive run. The Buffs were dominated on the boards for much of the evening, with UCLA holding a 13-rebound edge at one point, a big factor in the Bruins' 14-4 edge in second-chance points. But down the stretch, the Buffs took command of the glass, closing the rebound deficit to just three, 32-29, by game's end.

The Buffs opened the game on fire, hitting nine of their first 15 field goal tries, including four of six from 3-point range. Colorado led by 13, 18-5, just six minutes in, and still led by 10, 38-28, with 2:39 to play. Schwartz led the Buffs with 12 points in the first half on 5-for-7 shooting.

But Colorado's defense went flat over the last couple of minutes of the half. UCLA scored on four of five possessions for a 9-0 run, and the Buffs finished the half with just a one-point lead, 38-37.

## GAME 23

### COLORADO 69, USC 65

Feb. 9, 2019, Los Angeles, Calif. (Galen Center)

#### VISITORS: Colorado 14-9, 5-6 Pac-12

# Player	fg-a	3fg-a	ft-a	of	de	tot	pf	tp	a	to	s	bk	min
23 Lucas Siewert	f 3-6	2-5	4-5	1	5	6	5	12	1	4	0	0	22
0 Shane Gatling	g 3-7	1-4	0-0	0	2	2	2	7	2	0	0	0	27
1 Tyler Bey	g 1-4	0-0	0-0	0	7	7	2	2	1	4	0	1	24
5 D'Shawn Schwartz	g 5-12	0-4	3-3	0	4	4	1	13	2	1	0	0	35
25 McKinley Wright	g 9-14	1-5	1-1	2	6	8	1	20	3	2	0	0	38
2 Daylen Kountz	0-2	0-1	0-0	0	1	1	0	1	0	0	0	0	13
10 Alexander Strating	0-0	0-0	0-0	0	0	0	0	0	0	0	0	0	6
21 Evan Battey	5-7	0-0	4-4	3	3	6	4	14	1	0	0	0	27
24 Eli Parquet	0-1	0-1	1-2	1	2	3	1	1	0	0	0	0	8
TEAM						1							
Totals.....	26-53	4-20	13-15	7	31	38	19	69	11	12	1	1	200

TOTAL FG% 1st Half: 10-28 35.7% 2nd Half: 16-25 64.0% Game: 49.1% DEADBALL  
3-Pt. FG% 1st Half: 3-12 25.0% 2nd Half: 1-8 12.5% Game: 20.0% REBOUNDS  
F Throw % 1st Half: 6-8 75.0% 2nd Half: 7-7 100% Game: 86.7% 1

#### HOME: USC 13-11, 6-5 Pac-12

# Player	fg-a	3fg-a	ft-a	of	de	tot	pf	tp	a	to	s	bk	min
25 Bennie Boatwright	f 8-15	3-6	5-6	0	5	5	4	24	4	0	2	0	36
31 Nick Rakocovic	f 3-6	0-1	2-6	3	6	9	3	8	2	2	1	1	34
0 Shaquon Aaron	g 5-10	2-5	1-1	1	1	2	2	13	3	0	0	0	28
2 Jonah Mathews	g 3-6	0-3	2-2	1	0	1	3	8	0	2	0	0	28
5 Derrick Thornton	g 2-9	2-5	1-2	1	6	7	1	7	1	2	1	0	32
3 Elijah Weaver	0-4	0-2	0-0	0	0	0	1	0	0	0	0	0	15
4 Kevin Porter, Jr.	2-7	0-2	1-2	1	4	5	0	5	2	2	1	0	19
33 V'Raean Brooks	0-0	0-0	0-0	0	1	1	0	0	0	0	0	0	5
34 Victor Uyaelunmo	0-0	0-0	0-0	0	0	0	0	0	0	0	0	1	3
TEAM						1							
Totals.....	23-57	7-24	12-19	8	21	29	14	65	12	6	2	7	200

TOTAL FG% 1st Half: 11-30 36.7% 2nd Half: 12-27 44.4% Game: 40.4% DEADBALL  
3-Pt. FG% 1st Half: 3-10 30.0% 2nd Half: 4-14 28.6% Game: 29.2% REBOUNDS  
F Throw % 1st Half: 4-7 57.1% 2nd Half: 8-12 66.7% Game: 63.2% 2

Officials: Bill Vinovich, Deron White, Gregory Nixon

Attendance: 3974

Score by Periods

1st 2nd Total

Colorado 29 40 69

USC 29 36 65

**LOS ANGELES** — Colorado delivered in crunch time Saturday night, and as a result, the Buffaloes left Los Angeles with their first Pac-12 road sweep in six years.

**McKinley Wright IV** scored 20 points, including the go-ahead bucket with 1:36 to go, and **D'Shawn Schwartz** added a pair of clinching free throws with 14 seconds remaining to lift the Buffs past USC, 69-65, at the Galen Center.

The win, coupled with Wednesday's victory at UCLA, gave CU its first back-to-back conference road wins since 2013, when the Buffs swept the Oregon schools. It was CU's third victory in a row and improved the Buffs to 14-9 overall and 5-6 in Pac-12 play. USC dropped to 13-11, 6-5.

Wright gave CU a 65-63 lead with a drive to the hoop with 2:20 to go, then broke a 65-65 tie less than a minute later with another drive. The Buffs then forced back-to-back empty possessions from the Trojans, including a missed 3-point try with 21 seconds on the clock.

**Tyler Bey** rebounded the missed try and was fouled, giving CU the ball out of bounds. Colorado inbounded the ball to Schwartz, who was immediately fouled. Schwartz then hit both free throws with 14 seconds left on the clock to give CU a four-point lead, 69-65, and clinch the win.

Schwartz finished with 13 points, 11 in the second half. **Evan Battey** had 14 points and six rebounds for Colorado and **Lucas Siewert** added 12 points and six rebounds. Benny Boatwright led USC with 24 points.

"We got shots tonight," CU head coach **Tad Boyle** said. "McKinley made plays, D'Shawn made free throws, Evan was a beast — it was just a great team victory. I can't be more proud of our guys. It was just a toughness win. You win with toughness on the road because you have to."

**HOW IT HAPPENED:** The game featured 16 ties and 16 lead changes, with neither team ever leading by more than five points. The Buffs also played most of the second half with their big men — Battey, Siewert and Bey — in foul trouble, with Siewert finally fouling out with 2:53 to play.

But Colorado's mental toughness made the difference down the stretch, with virtually every player on the floor coming up with key plays.

Schwartz hit a basket and free throw with four minutes to go to give Colorado a 61-60 lead, then added another basket 30 seconds later to put Colorado up by one again, 63-62. The Trojans then tied it with a free throw before Wright's drive to the bucket with 2:20 to go put Colorado up by two, 65-63. The Trojans answered to tie it up again one more time, before Wright then finally put CU in the lead for good with another drive down the lane with 1:36 to play.

That set the stage for the Buffs' back-to-back defensive stops, with Wright getting the first rebound and Bey the second.

The Buffs did not have the shooting eye they displayed in their win over UCLA. While they did shoot a respectable 26-for-53 overall from the field, they were just 4-for-20 from 3-point range — a far cry from their 13-for-24 effort from long distance against the Bruins.

But while their shots weren't falling, they came up with big defensive stops. Colorado held USC to 23-for-57 shooting (40.4 percent) and also held a commanding 38-29 edge on the boards.

After two straight double-double efforts, Bey was held to just two points Saturday, but he still had seven rebounds. Battey, however, picked up the scoring slack in the post, hitting five of his seven field goal tries and all four of his free throw attempts. He had back-to-back buckets with seven minutes to go that gave CU a 58-52 lead, then found Bey for a dunk a minute later.

Battey also played solid defense on USC big man Nick Rakocovic, helping hold him to just eight points — half his season average.

Neither team was able to establish control in the first half, with the two teams entering intermission tied up at 29-29. USC's big lead of the half came early, 8-3, before Colorado came back to lead by three at several different junctures. Siewert led the Buffs in the first half with 10 points while Wright added eight points and also grabbed six rebounds.

## GAME 24

### COLORADO 77, ARIZONA STATE 73

Feb. 13, 2019, Boulder, Colo. (CU Events Center)

#### VISITORS: Arizona State 16-8, 7-5 Pac-12

# Player	fg-a	3fg-a	ft-a	of	de	tot	pf	tp	a	to	s	bk	min
23 Romello White	f 5-10	0-0	0-1	3	0	3	4	10	0	3	0	0	30
45 Zylan Cheatham	f 4-9	1-1	3-5	3	7	10	3	12	1	2	2	0	28
0 Luguentz Dort	g 5-13	3-6	8-9	0	4	4	2	21	2	2	2	0	28
1 Remy Martin	g 4-10	1-3	0-3	3	1	4	0	9	6	2	1	0	38
2 Rob Edwards	g 1-7	0-4	2-4	0	1	1	2	4	2	0	0	2	23
14 Kimani Lawrence	3-4	3-4	0-0	0	3	3	3	9	0	0	1	25	
35 Taeshon Cherry	3-6	2-5	0-0	0	3	3	4	8	0	0	0	1	20
32 DeQuon Lake	0-0	0-0	0-0	0	1	1	2	0	0	0	0	0	6
11 Elias Walton	0-0	0-0	0-0	0	1	1	0	0	0	0	0	0	2
TEAM					2	1	3				1		
Totals.....	25-59	10-23	13-22	11	22	33	20	73	11	11	7	2	200

TOTAL FG% 1st Half: 12-25 48.0% 2nd Half: 13-34 38.2% Game: 42.4% DEADBALL  
3-Pt. FG% 1st Half: 4-9 44.4% 2nd Half: 6-14 42.9% Game: 45.5% REBOUNDS  
F Throw % 1st Half: 4-7 57.1% 2nd Half: 9-15 60.0% Game: 59.1% 4

#### HOME: Colorado 15-9, 6-6 Pac-12

#	Player	fg-a	3fg-a	ft-a	of	de	tot	pf	tp	a	to	s	bkmin
23	Lucas Siewert	f 2-9	2-7	0-0	1	3	4	2	6	4	1	0	34
1	Tyler Bey	f 9-13	0-0	4-6	1	16	17	1	22	0	1	0	32
0	Shane Gatling	g 2-5	1-4	4-4	0	2	2	4	9	0	0	0	19
5	D'Shawn Schwartz	g 2-8	1-4	1-3	2	0	2	1	6	1	1	0	34
25	McKinley Wright	g 9-12	1-3	5-6	1	5	6	3	24	8	4	1	39
2	Daylen Kountz	1-5	0-0	0-0	0	1	1	2	2	2	0	0	22
10	Alexander Strating	0-0	0-0	0-0	0	0	0	3	0	0	0	0	9
21	Evan Battey	3-5	0-0	2-2	1	2	0	8	1	0	1	0	11
	TEAM				5	5				4			
	Totals	28-57	5-18	16-21	11	28	39	16	77	16	12	4	1 200





## GAME 28

### COLORADO 71, UTAH 63

Mar. 2, 2019, Boulder, Colo. (CU Events Center)

#### VISITORS: Utah 15-13, 9-7 Pac-12

# Player	fg-a	3fg-a	ft-a	of	de	tot	pf	tp	a	to	s	bk	min
3 Donnie Tillman	4-7	2-5	4-4	0	3	3	14	1	1	0	0	33	
11 Both Gach	5-13	0-6	2-2	2	1	3	0	12	4	2	0	29	
20 Timmy Allen	5-11	1-2	0-0	1	2	3	11	3	4	3	1	29	
34 Jayce Johnson	1-4	0-0	0-0	5	8	13	4	2	0	1	0	3	27
2 Sedrick Barefield	7-16	2-8	3-4	0	3	3	1	19	3	1	1	0	37
5 Parker Van Dyke	0-5	0-3	0-0	0	0	0	2	0	0	0	0	0	16
13 Novak Topalovic	1-1	0-0	1-1	0	1	1	2	3	0	0	0	1	11
21 Riley Battin	1-3	0-1	0-0	1	3	4	2	2	0	0	0	12	
1 Charles Jones	0-1	0-1	0-0	1	0	1	0	0	0	0	0	0	4
31 Brandon Morley	0-0	0-0	0-0	0	1	1	0	0	0	0	0	2	
TEAM				2	2								
Totals.....	24-61	5-26	10-11	12	22	34	18	63	11	12	4	5	200

TOTAL FG% 1st Half: 11-31 35.5% 2nd Half: 13-30 43.3% Game: 39.3% DEADBALL  
3-Pt. FG% 1st Half: 3-16 18.8% 2nd Half: 2-10 20.0% Game: 19.2% REBOUNDS  
F Throw % 1st Half: 1-1 100% 2nd Half: 9-10 90.0% Game: 90.9% 1

#### HOME: Colorado 17-11, 8-8 Pac-12

# Player	fg-a	3fg-a	ft-a	of	de	tot	pf	tp	a	to	s	bk	min
21 Evan Battey	6-9	0-0	3-5	1	3	4	1	15	1	2	1	0	28
0 Shane Gatling	1-4	1-2	0-1	0	1	1	1	3	4	2	1	0	29
1 Tyler Bey	7-10	0-0	3-4	2	8	10	3	17	3	1	1	1	34
5 D'Shawn Schwartz	5-10	1-4	5-6	0	6	6	2	16	1	1	0	0	36
25 McKinley Wright	3-10	2-4	2-2	0	2	2	3	10	3	2	2	0	37
23 Lucas Siwert	1-5	1-4	1-2	2	1	3	4	1	1	1	0	18	
2 Daylen Kountz	1-3	0-1	1-2	0	1	1	0	3	1	0	0	15	
10 Alexander Strating	1-1	0-0	1-1	0	1	1	0	1	3	0	0	0	3
TEAM				1	4	5							
Totals.....	25-52	5-15	16-23	7	26	33	15	71	14	9	7	1	200

TOTAL FG% 1st Half: 14-29 48.3% 2nd Half: 11-23 47.8% Game: 48.1% DEADBALL  
3-Pt. FG% 1st Half: 1-7 14.3% 2nd Half: 4-8 50.0% Game: 33.3% REBOUNDS  
F Throw % 1st Half: 6-8 75.0% 2nd Half: 10-15 66.7% Game: 69.6% 4

Officials: Tony Padilla, Mike Scypfers, Jimmy Casas

Attendance: 8405

Score by Periods

	1st	2nd	Total
Utah	26	37	63
Colorado	35	36	71

**BOULDER** — Colorado produced an outstanding defensive effort and a balanced offensive performance Saturday to carve out a 71-63 win over Utah at the CU Events Center.

The Buffs held the Pac-12's best 3-point shooting team to a season-low 19.2 percent day from long distance and put four players in double-figure scoring, led by a 17-point, 10-rebound effort from sophomore **Tyler Bey**.

CU improved to 17-11 overall and 8-8 in Pac-12 play with two games remaining while Utah dropped to 15-13, 9-7.

The Buffs led for much of the game, taking the lead for good midway through the first half and never trailing again. But they could never completely shake the Utes, and it took a pair of 3-pointers in the final two minutes — the first from **Lucas Siwert** with 1:41 remaining and the second from **McKinley Wright IV** with 48 seconds on the clock — to salt away the win.

Bey had 15 of his 17 points in the first half, and finished with a 7-for-10 day from the field for his third straight double-double, his 12th of the season and 14th of his career. **D'Shawn Schwartz** had 16 points and six rebounds for Colorado. **Evan Battey** added 15 points and four rebounds and Wright had 10 points and three assists.

Wright's biggest contribution came on the defensive end, where he harassed Utah's Sedrick Barefield all night. The Utes' leading scorer did finish with 19 points, but he shot just 7-for-16 from the floor, including 2-for-8 from 3-point range.

Overall, CU held Utah to 39.3 percent shooting from the floor (24-for-61) and just 5-for-26 from 3-point range. It tied for the Utes' fewest 3-pointers this year and was their worst shooting percentage from beyond the arc this season.

CU also forced 12 Utah turnovers and reaped 16 points off the miscues.

**HOW IT HAPPENED:** After scoring the last five points of the first half — including a buzzer-beating 3-pointer from Schwartz — Colorado led by nine at intermission, 39-28.

The Utes, however, cut the deficit to four on a Timmy Allen 3-pointer with 15:53 to go before the Buffs answered with a 9-2 run to go back up by 11, getting a three-point play from **Alex Strating** with 12:33 to go to bump the Buffs' cushion to 51-40.

That pattern then played itself out for the rest of the second half. The Buffs built their lead to as much as 13 at several different junctures, only to see the Utes cut the deficit back to single digits each time.

Along with playing solid defense all night, the Buffs came up with clutch shots on the offensive end in crucial moments. Schwartz's 3-pointer to end the first half was a huge momentum boost and Strating's 3-point play on an offensive rebound was also a momentum switch.

The Buffs then got a huge 3-pointer from Siwert with 1:41 left to play — his only basket of the night — before Wright put the Utes away with his trey from the top of the key with 48 seconds remaining. Siwert's basket ended a 5-0 Utah run while Wright's bucket gave CU a 10-point lead, 69-59.

The Buffs also received a stellar effort from Battey, who scored eight of his 15 points in the second half while shooting 6-for-9 for the game.

Early on, Colorado threatened to blow the game open quickly. CU hit its first three field goal attempts and jumped out to an 8-0 lead while Utah went scoreless in the first five minutes.

But the Utes answered with a 9-0 run to take the lead while the Buffs endured 0-for-8 stretch from the field. CU finally regained its shooting eye, however, and put together a 9-0 run to turn a 14-12 deficit into a 21-12 lead. Schwartz had four points in the run while Bey and Battey both added baskets.

The Buffs slowly built their lead to as much as nine with 3:11 to go in the half, 30-21, on a Battey bucket before the Utes scored five straight. CU, though, answered with five points in the final 40 seconds of the half, getting a pair of free throws from Bey and a Schwartz 3-pointer at the buzzer to take a 35-26 edge at intermission.

## GAME 29

### COLORADO 93, UCLA 68

Mar. 7, 2019, Boulder, Colo. (CU Events Center)

#### VISITORS: UCLA 16-14, 9-8 Pac-12

# Player	fg-a	3fg-a	ft-a	of	de	tot	pf	tp	a	to	s	bk	min
1 Moses Brown	1-4	0-0	1-2	0	3	3	4	3	0	2	1	4	15
4 Jaylen Hands	5-12	2-5	6-6	0	3	3	2	18	1	3	0	0	31
5 Chris Smith	2-6	0-1	0-0	1	1	2	3	4	2	2	0	0	18
13 Kris Wilkes	6-16	1-5	6-9	1	4	5	0	19	1	1	0	0	28
34 David Singleton	1-4	1-3	0-0	0	0	0	1	3	1	0	0	0	15
0 Alex Olesinski	1-2	1-1	0-0	1	2	3	0	3	0	1	0	0	15
3 Jules Bernard	5-9	1-2	0-2	0	2	2	2	11	1	2	3	0	31
24 Jalen Hill	0-4	0-0	0-0	0	4	4	2	0	0	0	1	1	20
2 Cody Riley	2-6	1-1	1-2	2	6	8	4	6	0	0	0	2	30
14 Kenneth Nwuba	0-0	0-0	1-2	0	1	1	2	1	0	0	0	1	3
15 Armani Dodson	0-0	0-0	0-0	0	0	0	0	0	0	0	0	0	3
43 Russell Stong	0-1	0-0	0-0	0	0	0	0	0	0	0	0	0	3
TEAM				4	4								
Totals.....	23-64	7-18	15-23	9	26	35	20	68	6	11	6	7	200

TOTAL FG% 1st Half: 9-27 33.3% 2nd Half: 14-37 37.8% Game: 35.9% DEADBALL  
3-Pt. FG% 1st Half: 3-9 33.3% 2nd Half: 4-9 44.4% Game: 38.9% REBOUNDS  
F Throw % 1st Half: 6-8 75.0% 2nd Half: 9-15 60.0% Game: 65.2% 3

#### HOME: Colorado 18-11, 9-8 Pac-12

# Player	fg-a	3fg-a	ft-a	of	de	tot	pf	tp	a	to	s	bk	min
21 Evan Battey	1-4	0-0	4-4	3	3	6	4	4	4	1	0	1	22
0 Shane Gatling	7-13	2-8	10-10	0	0	0	26	3	0	3	0	28	
1 Tyler Bey	13-20	0-0	1-2	2	11	13	1	27	0	0	0	2	27
5 D'Shawn Schwartz	6-13	2-7	1-2	1	5	6	3	15	2	0	0	0	35
25 McKinley Wright	3-8	1-2	2-2	1	8	9	2	9	5	2	0	1	32
23 Lucas Siwert	2-4	1-2	0-0	0	3	3	3	5	3	1	1	0	25
2 Daylen Kountz	2-6	1-2	0-0	0	3	3	2	5	0	0	0	0	16
10 Alexander Strating	1-1	0-0	0-0	1	1	2	3	2	1	0	1	1	11
12 AJ Martinka	0-0	0-0	0-0	0	0	0	0	0	0	0	0	0	2
33 Aidan McQuade	0-0	0-0	0-0	0	0	0	1	0	0	0	0	0	2
34 Benan Ersek	0-0	0-0	0-0	0	0	0	0	0	0	0	0	0	2
TEAM				2	3	5							
Totals.....	34-69	7-21	18-20	10	37	47	19	93	18	9	4	5	200

TOTAL FG% 1st Half: 14-35 40.0% 2nd Half: 20-34 58.8% Game: 49.3% DEADBALL  
3-Pt. FG% 1st Half: 4-11 36.4% 2nd Half: 3-10 30.0% Game: 33.3% REBOUNDS  
F Throw % 1st Half: 5-7 71.4% 2nd Half: 13-13 100% Game: 90.0% 1

Officials: Kevin Brill, Deldre Carr, Kelly Pfeiler

Attendance: 7797

Score by Periods

	1st	2nd	Total
UCLA	27	41	68
Colorado	37	56	93

**BOULDER** — Tyler Bey notched his fourth straight double-double with 27 points and 13 rebounds and Colorado's recent dominance of UCLA continued Thursday night as the Buffs routed the Bruins, 93-68, at the CU Events Center.

The win was Colorado's fourth in a row over the Bruins, completing back-to-back regular season sweeps. CU improved to 18-11 overall and 9-8 in Pac-12 play while the Bruins, who saw a three-game win streak come to an end, fell to 16-14, 9-8.

The win also kept the Buffs in contention for a top-four Pac-12 finish while UCLA's hopes of the same dimmed with the loss. Following Utah's win over USC on Thursday, Colorado was in a four-way tie for fourth place with one game left to play.

Bey's 27 points — 17 in the second half — tied a career high, and the Buffs added two other players in double figures, with **Shane Gatling** scoring 26 and **D'Shawn Schwartz** adding 15 points and six rebounds. **McKinley Wright IV**, meanwhile, had nine points, nine rebounds and five assists while also playing excellent defense all night on UCLA's Jaylen Hands.

Colorado held the Bruins — the Pac-12's highest scoring team — to under 36 percent shooting for the night and 10 points under their season scoring average. Colorado, meanwhile, shot nearly 50 percent from the floor (34-for-69) while also holding a commanding 47-35 edge on the boards.

"I think we took these matchups personally," Wright said of CU's defensive effort. "We got tired of hearing certain guys' names over and over. Before the tip I told my guys to take their matchup personally and everybody did. When we come together and take our matchups personally, we're a really good defensive team."

Kris Wilkes led UCLA with 19 points, but shot just 6-for-16 from the field while Jaylen Hands had 18 points on 5-for-12 shooting.

Colorado coach **Tad Boyle**, who moved into a tie for second on CU's all-time victory list with his 184th win, called it a complete team effort.

"We've got some guys that are taking (defense) personally and taking it upon themselves," Boyle said. "That's how you're going to win games, especially this time of year, because some nights the shots are going to go and sometimes they aren't. Tonight I thought it was a pretty good effort on both sides of the ball. Anytime you have 18 assists and nine turnovers, you're doing something right. Especially the second half, we got things going offensively."

**HOW IT HAPPENED:** The Buffs led by 10 at intermission, 37-27, then steadily built their lead throughout the second half, outscoring the Bruins 56-41 over the final 20 minutes. CU pushed the cushion to 14 in the first two minutes of the half on dunks from Schwartz and Bey and the margin never fell below 11 again as the Buffs pounded the ball inside, owning a 46-32 edge in points in the paint by game's end.

"In the second half I thought we penetrated the zone, we got to the free throw line, we attacked the basket and we got some plays at the rim," Boyle said. "Tyler had 27 and a lot of those were on dunks and plays at the rim. That's what you have to do. You have to play inside out against the zone. You can't settle for threes."

The Bruins did manage to stay within 12 to 15 points of the Buffs for much of the second half before Colorado delivered the knockout punch over the last 10 minutes. Back-to-back baskets from Schwartz gave CU a 67-50 lead with 7:18 to go and the cushion hit the 20s with two minutes to play.

Gatling was particularly effective from the free-throw line, hitting all 10 of his attempts, while also shooting 7-for-13 from the floor. Of his three 20-point games this year, two have come against the Bruins.

Defensively, the Buffs also limited UCLA big man Moses Brown to just three points and three rebounds.

## GAME 30

### COLORADO 78, USC 67

Mar. 9, 2019, Boulder, Colo. (CU Events Center)

#### VISITORS: USC 15-16, 8-10 Pac-12

# Player	fg-a	3fg-a	ft-a	of	de	tot	pf	tp	a	to	s	bk	min
25 Bennie Boatwright	1-4	0-0	1-1	1	2	3	5	9	0	3	0	0	22
31 Nick Rakocevic	6-12	0-0	5-9	5	5	10	4	17	1	1	0	2	28
0 Shaquan Aaron	2-4	0-1	0-0	0	2	2	4	4	0	0	0	1	29
2 Jonah Mathews	5-14	1-6	2-2	0	2	2	2	13	2	1	2	1	31
3 Elijah Weaver	2-7	2-4	0-0	0	1	1	3	6	4	1	0	0	28
4 Kevin Porter, Jr.	3-6	3-4	0-0	1	3	4	1	9	0	3	0	0	28
5 Derrick Thornton	3-7	0-0	1-2	1	0	1	2	7	1	0	0	0	14
33 J'Raen Brooks	0-3	0-1	0-0	0	0	0	1	0	0	0	0	0	9
34 Victor Uyaellunmo	1-1	0-0	0-0	4	4	8	4	2	0	2	0	1	11
TEAM													
Totals.....	26-64	7-20	8-14	12	19	31	26	67	8	11	2	5	200

TOTAL FG% 1st Half: 15-38 39.5% 2nd Half: 11-26 42.3% Game: 40.6% DEADBALL  
3-Pt. FG% 1st Half: 5-13 38.5% 2nd Half: 2-7 28.6% Game: 35.0% REBOUNDS  
F Throw % 1st Half: 2-4 50.0% 2nd Half: 6-10 60.0% Game: 57.1% 3

#### HOME: Colorado 19-11, 10-8 Pac-12

##	Player	fg-a	3fg-a	ft-a	of	de	tot	pf	tp	a	to	s	bk	min
21	Evan Battey	1-4	0-0	3-4	6	1	7	4	21	3	0	0	0	28
0	Shane Gatling	3-5	1-3	0-0	0	7	7	4	7	3	2	1	1	33
1	Tyler Bey	7-13	0-0	3-4	1	10	11	3	17	1	2	1	1	31
5	D'Shawn Schwartz	3-6	0-2	2-2	1	2	3	1	8	4	0	1	1	36
25	McKinley Wright	5-11	2-4	5-6	0	3	3	2	17	3	1	1	0	39
2	Daylen Kountz	0-5	0-2	4-4	0	0	0	1	4	1	0	0	0	12
10	Alexander Strating	0-0	0-0	2-2	0	0	0	0	0	0	0	0	0	1
23	Lucas Siewart	1-3	0-1	0-2	0	5	5	1	4	1	1	0	0	20
TEAM					3			1	4		2			
Totals.....		28-57	3-12	19-24	11	29	40	16	78	16	8	4	3	200



## GAME 31

### COLORADO 56, CALIFORNIA 51

Mar. 13, 2019, Las Vegas, Nev. (T-Mobile Arena)

#### VISITORS: California 8-23

##	Player	fg-a	3fg-a	ft-a	of	de	tot	pf	tp	a	to	s	bk	min
1	Darius McNeill	g 3-8	1-5	0-0	0	0	0	2	7	0	1	4	0	38
3	Paris Austin	g 2-9	0-0	5-7	1	1	2	3	9	1	3	2	0	35
10	Justice Suing	f 4-8	2-4	0-0	0	3	3	1	10	3	3	1	2	38
20	Matt Bradley	g 4-12	3-6	6-6	1	4	5	3	17	2	0	4	0	33
23	Connor Vanover	c 3-9	2-7	0-0	0	3	3	2	8	1	2	1	3	32
2	Juhwan Harris-Dyson	0-0	0-0	0-0	2	2	1	0	0	1	0	1	1	11
22	Andre Kelly	0-1	0-0	0-2	0	0	0	1	0	0	0	0	0	8
34	Grant Anticevich	0-0	0-0	0-0	0	2	2	1	0	1	0	0	0	5
TEAM		2 2												
Totals.....		16-47 8-22 11-15 2 17 19 14 51 7 11 12 6 200												

TOTAL FG% 1st Half: 8-25 32.0% 2nd Half: 8-22 36.4% Game: 34.0% DEADBALL  
3-PT FG% 1st Half: 4-11 36.4% 2nd Half: 4-11 36.4% Game: 16.4% REBOUNDS  
F Throw % 1st Half: 2-4 50.0% 2nd Half: 9-11 81.8% Game: 73.3% 1

#### HOME: Colorado 20-11

##	Player	fg-a	3fg-a	ft-a	of	de	tot	pf	tp	a	to	s	bk	min
21	Evan Battey	f 2-6	0-0	0-0	0	2	2	1	4	2	4	0	1	31
0	Shane Gatling	g 2-8	1-6	0-0	0	3	3	4	5	2	0	2	0	32
1	Tyler Bey	g 1-6	0-0	6-8	4	7	11	2	8	1	7	0	0	29
5	D'Shawn Schwartz	g 4-6	3-5	0-0	2	6	8	2	11	1	2	0	0	35
25	McKinley Wright	g 7-9	4-6	0-0	1	6	7	2	18	3	1	1	1	35
23	Lucas Siewert	1-6	0-2	0-0	2	3	5	0	2	1	1	0	0	20
2	Daylen Kountz	3-5	0-1	2-4	1	1	2	2	8	0	2	2	0	18
TEAM		2 2												
Totals.....		20-46 8-20 8-12 10 30 40 13 56 10 23 5 2 200												

TOTAL FG% 1st Half: 11-26 42.3% 2nd Half: 9-20 45.0% Game: 43.5% DEADBALL  
3-PT FG% 1st Half: 3-9 33.3% 2nd Half: 5-11 45.5% Game: 40.0% REBOUNDS  
F Throw % 1st Half: 3-4 75.0% 2nd Half: 5-8 62.5% Game: 66.7% 5

Officials: Chris Rastatter, Deldre Carr, Nate Harris

Attendance: 9748

Score by Periods	1st	2nd	Total
California	22	29	51
Colorado	28	28	56

**LAS VEGAS** — Above all else, Colorado head coach **Tad Boyle** stresses defense and rebounding.

Those two building blocks of the Buffaloes program came in handy in a big way Wednesday. Colorado overcame a season-high 23 turnovers with a stellar effort on defense and on the boards, and **McKinley Wright IV** scored 18 points to lead the Buffs to a 56-51 win over Cal in the first round of the Pac-12 tournament at T-Mobile Arena.

The Buffs weren't at their best, but their fourth straight win improved their record to 20-11 overall and moved them into a 3:30 p.m. Thursday quarterfinal matchup with Oregon State. The win gave Boyle his sixth 20-win season in his nine years in Boulder, and the Buffs' 10th in program history.

Wright scored his points on 7-for-9 shooting, including four 3-pointers to tie a career high. **D'Shawn Schwartz** added 11 points — nine in the second half — and eight rebounds for the Buffs and **Tyler Bey** had eight points and 11 rebounds. Bey missed his sixth straight double-double, but saluted away the win with two free throws with 2.4 seconds left on the clock.

Matt Bradley led Cal with 20 points.

The fifth-seeded Buffs led for most of the game, but their biggest lead never surpassed 10 points, as the No. 12 Bears refused to go away quietly. But Colorado's defense and rebounding made up for the turnover issues. The Buffs held a commanding 40-19 lead on the boards and held Cal to under 35 percent shooting (16-for-47) for the game.

**HOW IT HAPPENED:** Colorado took the lead for good, 13-12, with 12 minutes still to play in the first half on a Wright 3-pointer. The Buffs built their first-half lead to as much as nine, and still led by six at the half, 28-22.

But the Bears opened the second half with a 7-2 run to cut CU's edge to one — thanks in large part to four Colorado turnovers in five possessions — and they managed to stay within striking distance the rest of the game.

Still, every time the Bears threatened to take the lead, the Buffs answered, with Wright and Schwartz both delivering key 3-pointers at different junctures to keep Cal at bay.

Wright hit a trey at the 15:12 mark and Schwartz added one from the top of the key three minutes later to give CU a five-point lead. Colorado then emerged from the timeout to score five in a row to push its cushion to 10, getting a 3-pointer from Shane Gatling and a Wright drive to the rim to give CU a 45-35 edge at the 10:23 mark.

The Bears, though, fought back to close the gap back to three, putting together a 7-0 run to pull within 50-47 with 3:42 to play.

Schwartz, however, answered with his third 3-pointer and the Bears never came closer than three again. Bey finally put the game away with two free throws with 2.4 seconds left on the clock to close out the game.

The Buffs' 23 turnovers surpassed their previous season high by four — but their 19-turnover games both ended in losses (Indiana State and Washington).

Despite 12 first-half turnovers, the Buffs still held a 28-22 lead at half, thanks to a defense that held the Bears to 32 percent shooting (6-for-25) over the first 20 minutes.

Colorado started slowly, as Cal jumped out to leads of 6-0 and 9-3. But the Buffs slowly climbed back into the game, taking their first lead on a Wright 3-pointer at the 13:05 mark, then going ahead for good, 13-12, on another Wright trey with 12:10 to go.

The Buffs put together a 13-2 run over an eight-minute span in half to take a 23-14 edge, and held the Bears to just one field goal over a nine-minute stretch. Freshman **Daylen Kountz** sparked the run with back-to-back steals and dunks.

Cal finally ended its drought with two baskets in the last three minutes of the half to cut Colorado's lead to six by halftime.

## GAME 32

### COLORADO 73, OREGON STATE 58

Mar. 14, 2019, Las Vegas, Nev. (T-Mobile Arena)

#### VISITORS: Colorado 21-11

##	Player	fg-a	3fg-a	ft-a	of	de	tot	pf	tp	a	to	s	bk	min
0	Shane Gatling	g 4-6	3-4	4-4	2	4	6	3	15	1	1	1	0	38
1	Tyler Bey	f 2-8	0-0	4-4	2	4	6	4	8	0	2	0	2	18
1	D'Shawn Schwartz	g 3-8	2-5	3-4	0	3	3	3	11	3	1	0	0	34
21	Evan Battey	f 4-7	0-0	2-3	4	5	9	5	10	1	1	0	1	20
25	McKinley Wright	g 4-8	1-2	8-8	0	5	5	1	17	4	2	0	0	36
2	Daylen Kountz	1-3	0-0	0-0	0	1	1	1	2	1	0	1	0	17
10	Alexander Strating	4-6	0-0	2-2	1	0	1	1	10	1	0	0	0	16
23	Lucas Siewert	0-5	0-3	0-2	1	5	6	2	0	3	2	1	0	26
TEAM		4 4												
Totals.....		22-51 6-16 23-27 11 28 39 20 73 14 10 3 3 200												

TOTAL FG% 1st Half: 15-28 53.6% 2nd Half: 7-23 30.4% Game: 43.1% DEADBALL  
3-PT FG% 1st Half: 5-11 45.5% 2nd Half: 1-5 20.0% Game: 37.5% REBOUNDS  
F Throw % 1st Half: 2-4 50.0% 2nd Half: 21-23 91.3% Game: 85.2% 2

#### HOME: Oregon State 18-13

##	Player	fg-a	3fg-a	ft-a	of	de	tot	pf	tp	a	to	s	bk	min
1	Stephen Thompson, Jr.	g 3-10	0-5	4-4	1	2	3	3	10	2	1	1	1	34
3	Tres Tinkle	f 8-21	2-7	5-8	2	4	6	3	23	1	2	3	0	38
4	Alfred Hollins	f 0-1	0-1	0-0	1	2	3	1	0	0	2	0	0	19
5	Ethan Thompson	g 4-12	1-3	7-8	1	6	7	2	16	2	3	2	0	39
24	Kylor Kelley	f 3-3	0-0	1-2	0	3	3	3	7	0	0	0	2	22
11	Zach Reichle	0-2	0-1	0-0	0	1	1	0	0	0	0	0	0	6
13	Antoine Vernon	0-1	0-1	2-2	1	1	2	3	2	0	0	0	0	21
22	Warren Washington	0-1	0-0	0-0	0	1	1	3	0	0	0	0	1	7
23	Gligrorje Rakocovic	0-2	0-0	0-0	0	0	0	4	0	0	1	0	0	14
TEAM		2 2												
Totals.....		18-53 3-18 19-24 8 20 28 22 58 5 9 6 4 200												

TOTAL FG% 1st Half: 8-29 27.6% 2nd Half: 10-24 41.7% Game: 34.0% DEADBALL  
3-PT FG% 1st Half: 0-9 0.0% 2nd Half: 3-9 33.3% Game: 16.7% REBOUNDS  
F Throw % 1st Half: 2-3 66.7% 2nd Half: 17-21 81.0% Game: 79.2% 4

Officials: Greg Nixon, Michael Irving, Nate Harris

Attendance: 10556

Score by Periods	1st	2nd	Total
Colorado	37	36	73
Oregon State	18	40	58

**LAS VEGAS** — Defense, rebounding and some clutch offensive plays down the stretch from some unlikely sources lifted the Colorado Buffaloes to another win Thursday in the Pac-12 tournament.

The Buffs carved out a 21-point first half lead, then withstood a furious Oregon State rally in the second half to collect a 73-58 win over the Beavers and advance to the tournament semifinals at T-Mobile Arena.

Now 21-11, the fifth-seeded Buffs next face regular season champ and top-seeded Washington in Friday's 7 p.m. semifinal matchup. It will be Colorado's fourth trip to a conference tournament semifinal under head coach **Tad Boyle** (three Pac-12, one Big 12), but the first since 2014.

The Buffs put five players in double figures, led by 17 points from sophomore point guard **McKinley Wright IV**, who also had five rebounds and four assists. **Shane Gatling** added 15 points and six rebounds, **Evan Battey** had 10 points and eight boards, **D'Shawn Schwartz** had 11 points, three rebounds and three assists, and **Alexander Strating** had a career-high 10 points, including a huge basket down the stretch that began a decisive 8-1 Colorado run.

Tres Tinkle led Oregon State (18-13) with 23 points.

**HOW IT HAPPENED:** For the first 20 minutes Thursday, the game was no contest as the Buffs dominated OSU on both ends of the floor, leading by as many as 21 points and taking a 37-18 lead into intermission. Colorado shot 54 percent from the field in the first 20 minutes (15-for-28) while the Beavers were just 8-for-29 (28 percent), including a goose-egg 0-for-9 effort from 3-point range.

After 20 minutes, a Colorado win seemed all but a foregone conclusion.

But fourth-seed Oregon State had other ideas and threw a major scare into the Buffs. While CU struggled from the floor after halftime — hitting just 3 of 17 field goal tries in the first 13 minutes — Oregon State put together a pair of 10-0 runs to cut Colorado's cushion to six at several junctures, the last coming with 5:34 to play.

Just when the Oregon State crowd began to feed off the momentum switch, the Buffs regained control. Strating — who entered the game with five points as his career high — scored his 10th point of the game by putting the ball on the floor and driving past 6-11 Oregon State big man Gligrorje Rakocovic to score at the rim with 5:16 to play.

The basket from Strating — who did not play in Wednesday's win over Cal — bumped Colorado's lead back to eight and started an 8-1 CU run that put the game away for good.

Strating, who had eight points in the first half after Battey and Tyler Bey both ran into foul trouble, said the play was designed to go to Wright, but Wright wasn't open on the screen.

Battey followed Strating's basket with another drive to the rim before Wright and Schwartz both hit a pair of free throws, sandwiched around one OSU free throw. With 2:55 to go, Colorado's lead was back to 13, 63-50, and the Beavers never closed it to single digits again.

The Buffs jumped on Oregon State from the beginning and never let up in the first half, carving out a 37-18 lead by intermission. Colorado led 7-0 barely four minutes in, built its lead to 15-6 at the 12:15 mark, then put together a 13-0 run that produced a 28-8 cushion with 6:55 to go in the half on Gatling's third 3-pointer of the period.

It didn't matter who was on the floor for the Buffs. When starter Tyler Bey went out with his second foul less than six minutes into the game, reserve Alex Strating came in — and finished with a career-high eight points in the first half. Gatling led CU with 11 points before the half.

Defensively, the Buffs stymied the Beavers all half. OSU shot just 27.6 percent from the floor in the opening half (8-for-29), with Colorado holding Oregon State scoreless for a 5:35 stretch during the 13-0 run.

## GAME 33

### WASHINGTON 66, COLORADO 61

Mar. 15, 2019, Las Vegas, Nev. (T-Mobile Arena)

#### VISITORS: Colorado 21-12

##	Player	fg-a	3fg-a	ft-a	of	de	tot	pf	tp	a	to	s	bk	min
0	Shane Gatling	g 1-7	1-5	3-4	1	1	2	5	6	0	3	1	0	28
1	Tyler Bey	f 5-11	0-0	12-14	5	11	16	2	22	1	2	1	2	35
5	D'Shawn Schwartz	g 3-9	2-7	0-2	2	1	3	2	8	3	5	0	0	33
21	Evan Battey	f 3-6	0-0	2-2	1	3	2	3	8	0	1	1	0	25
25	McKinley Wright	g 1-10	1-6	4-4	1	6	7	2	7	4	4	1	1	39
2	Daylen Kountz	2-6	1-4	0-0	0	1	1	3	5	1	0	0	0	20
23	Lucas Siewert	2-4	1-2	0-0	4	4	8	4	5	1	1	0	0	20
TEAM		4 1 5												
Totals.....		17-53 6-24 21-26 18 26 44 21 61 10 18 4 3 200												

TOTAL FG% 1st Half: 11-23 47.8% 2nd Half: 6-30 20.0% Game: 32.1% DEADBALL  
3-PT FG% 1st Half: 4-8 50.0% 2nd Half: 2-16 12.5% Game: 25.0% REBOUNDS  
F Throw % 1st Half: 7-8 87.5% 2nd Half: 14-18 77.8% Game: 80.8% 5

#### HOME: Washington 26-7

##	Player	fg-a	3fg-a	ft-a	of	de	tot	pf	tp	a	to	s	bk	min
1	David Crisp	g 3-12	1-7	3-6	0	1	1	2	10	3	3	0	0	30
4	Matisse Thybule	g 4-8	2-5	2-2	0	2	2	5	12	1	2	1	3	31
5	Jaylen Nowell	g 6-15	1-4	1-1	0	5	5	3	14	4	2	3	0	37
13	Hameir Wright	f 0-1	0-1	1-2	1	0	1	5	1	0	4	0	1	21
15	Noah Dickerson	f 2-4	0-0	3-7	0	11	11	3	7	1	2	1	0	28
0	Jamal Bey	0-0	0-0	0-0	0	1	1	0	0	1	0	0	0	5
11	Nahzhiah Carter	4-7	1-2	5-7	0	0	0	1	14	0	1	3	0	27
22	Dominic Green	2-5	2-5	2-2	2	0	2	0	8	1	0	1	0	16
33	Sam Timmins	0-1	0-0	0-0	1	0	1	3	0	0	0	0	0	5
TEAM					3	3								
Totals.....		21-53	7-24	17-27	7	20	27	22	66	11	101	13	4	200

## GAME 34

### COLORADO 78, DAYTON 73

Mar. 19, 2019, Boulder, Colo. (CU Events Center)

#### VISITORS: Dayton 21-12

# Player	fg-a	3fg-a	ft-a	of	de	tot	pf	tp	a	to	s	bk	min
0 Josh Cunningham	f 2-4	0-0	1-2	1	2	3	5	0	4	0	0	31	1
1 Obi Toppin	f 9-12	2-3	1-2	1	5	6	3	21	2	3	1	28	1
33 Ryan Mikesell	f 4-8	1-5	4-4	0	6	6	5	13	1	0	0	1	35
4 Jordan Davis	g 5-10	0-4	2-3	0	3	3	1	12	2	1	2	0	37
10 Jalen Crutcher	g 6-12	2-5	0-0	0	4	4	14	5	1	0	0	37	1
3 Trey Landers	3-7	0-0	0-0	1	2	3	6	1	0	0	0	21	1
35 Dwayne Cohill	1-2	0-1	0-0	0	1	1	4	2	1	2	0	0	11
23 Jack Westerfield	0-0	0-0	0-0	0	0	0	0	0	0	0	0	0	4
TEAM				1	3	4							
Totals.....	30-55	5-18	8-11	4	25	29	19	73	12	11	3	2	200

TOTAL FG% 1st Half: 15-25 60.0% 2nd Half: 15-30 50.0% Game: 54.5% DEADBALL  
3-PT. FG% 1st Half: 3-9 33.3% 2nd Half: 2-9 22.2% Game: 27.8% REBOUNDS  
F Throw % 1st Half: 2-4 50.0% 2nd Half: 6-7 85.7% Game: 72.7% 0

#### HOME: Colorado 22-12

# Player	fg-a	3fg-a	ft-a	of	de	tot	pf	tp	a	to	s	bk	min
21 Evan Battey	f 3-5	0-0	2-2	1	0	1	3	8	1	0	0	0	22
0 Shane Gatling	g 1-6	0-4	2-2	0	0	0	1	4	0	1	0	0	22
1 Tyler Bey	g 5-11	0-0	4-5	4	8	12	1	14	1	0	1	1	28
5 D'Shawn Schwartz	g 7-13	5-8	0-0	1	4	5	2	19	2	0	0	0	38
25 McKinley Wright	g 6-14	2-4	5-5	1	2	3	2	19	5	4	2	0	37
2 Daylen Kountz	2-5	0-1	2-2	0	2	2	1	6	3	0	0	1	26
23 Lucas Siewert	1-4	1-4	0-0	0	5	5	2	3	0	2	1	0	17
10 Alexander Strating	2-3	0-0	1-2	2	1	3	0	5	0	0	1	0	10
TEAM				1	2	3							
Totals.....	27-61	8-21	16-18	10	24	34	12	78	12	7	5	2	200

TOTAL FG% 1st Half: 14-34 41.2% 2nd Half: 13-27 48.1% Game: 44.3% DEADBALL  
3-PT. FG% 1st Half: 4-12 33.3% 2nd Half: 4-9 44.4% Game: 38.1% REBOUNDS  
F Throw % 1st Half: 5-6 83.3% 2nd Half: 11-12 91.7% Game: 88.9% 1

Officials: Randy McCall, Keith Kimble, Tony Padilla

Attendance: 3091

Score by Periods	1st	2nd	Total
Dayton	35	38	73
Colorado	37	41	78

**BOULDER — D'Shawn Schwartz and McKinley Wright IV** each scored 19 points and **Tyler Bey** recorded his 16th double-double of the season Tuesday night to lead the Buffs to a 78-73 win over Dayton in a first-round NIT game at the CU Events Center.

Bey had 14 points and 12 rebounds in the game and Schwartz had two 3-pointers in a decisive 8-0 Colorado run down the stretch as the Buffs won their 11th game in their last 14 outings to improve to 22-12.

Tuesday's game was a see-saw affair that featured 18 lead changes and 10 ties, with the Buffs trailing by as much as eight in the first half and by seven early in the second half. But Colorado finally took the lead for good with 6:26 to go on a **Daylen Kountz** baseline drive and dunk, then extended the cushion to 74-65 with an 8-0 run that Schwartz capped with his fifth 3-pointer of the game.

Schwartz shot 7-for-13 from the field, including a 5-for-8 night from behind the international 3-point line used for NIT games. Wright had nine assists to go with his 19 points while Bey had 10 points and 11 rebounds before halftime.

Bey left the game for several minutes in the second half with a lower leg injury, but returned late in the game to help the Buffs down the stretch.

Obi Toppin led Dayton with 21 points. The Flyers shot 54.5 percent from the field (30-for-55) while CU shot just 44.3 percent (27-for-61). Colorado, however, hit 16 of 18 free throws and had a 34-29 edge on the boards for an 11-4 edge on second-chance points.

"That was a high-level basketball game," CU head coach **Tad Boyle** said. "The people that came tonight and saw that in person left saying 'We saw two good college basketball teams.' ... Great win. Great team win."

**HOW IT HAPPENED:** The Buffs spent much of their night withstanding Dayton runs that were fueled by their hot shooting. The Flyers led by eight early, 23-15, before Colorado came back to take a 37-35 lead at the half; and by seven early in the second half, 50-43, after a 7-0 run.

But each time, the Buffs had an answer. Dayton's last lead came with 6:45 to go when a long 3-pointer gave the Flyers a 63-62 edge.

Kountz, however, delivered a big baseline drive and dunk on CU's next trip down the floor and the Buffs never trailed again.

"I love it when he drives the ball because he drives with aggressiveness, he drives with confidence and he drives to put the ball in the basket," Boyle said. "He puts pressure on defenses off the bounce and when he's got room like that, he'll go up and punch it."

The Flyers managed to stay within striking range for the next minute, trading baskets with Colorado before the Buffs finally put the game away with an 8-0 run. Schwartz started the surge with a 3-pointer before Wright drove the lane for a bucket. Schwartz finished the run with another long trey, and with 2:08 remaining, Colorado had a 74-65 cushion.

"Our guys responded," Boyle said. "I thought McKinley Wright kind of took over offensively there midway through the second half. Big-time players do that. He made some really good ball screen reads, got D'Shawn some open looks. D'Shawn obviously likes the international three better than he likes the college three."

Colorado fell behind early and trailed by as much as eight in the first half, 23-15, after the Flyers hit 10 of their first 13 field goals.

But the Buffs slowly chipped away at the lead, finally putting together a 10-0 run to turn a 30-23 deficit into a 33-30 lead with 2:18 to go. Bey, who had 10 points and 11 rebounds before half, started the run with two free throws, Schwartz added a 3-pointer and **Alexander Strating** scored five points in the run.

Dayton finally ended the run with three points from Toppin before Colorado added four more points and the Flyers got a bucket just before the buzzer to send CU into the locker room with a 37-35 lead.

## GAME 35

### COLORADO 76, NORFOLK STATE 60

Mar. 25, 2019, Boulder, Colo. (CU Events Center)

#### VISITORS: Norfolk State 22-14

# Player	fg-a	3fg-a	ft-a	of	de	tot	pf	tp	a	to	s	bk	min
22 Alex Long	f 5-10	0-0	1-3	2	0	2	4	11	1	2	2	1	25
45 Jordan Butler	f 1-2	0-0	2-4	0	4	4	4	4	1	0	0	2	20
0 Mastadi Pitt	g 4-11	3-8	3-3	1	1	2	2	14	1	2	0	0	26
14 Nic Thomas	g 3-15	3-7	1-2	2	7	9	2	10	0	2	1	0	33
34 Steven Whitley	g 3-10	0-3	1-1	3	4	7	2	7	3	2	3	0	23
34 Derrick Jamerson	1-8	0-6	0-0	2	2	4	2	2	1	0	1	0	27
5 Armani Branch	2-5	1-2	0-2	0	0	0	2	5	0	0	0	0	15
55 Kyronze Chavis	0-0	0-0	0-0	0	2	2	0	0	1	0	0	0	11
32 Chris Ford	0-0	0-0	0-2	1	1	2	4	0	0	2	0	0	9
4 Joe Bryant	1-1	1-1	2-4	0	1	1	0	5	1	0	0	0	7
1 BJ Fitzgerald	1-2	0-1	0-0	1	0	1	0	2	0	0	0	0	3
TEAM				2	1	3							
Totals.....	21-64	8-28	10-21	14	23	37	22	60	9	11	7	3	200

TOTAL FG% 1st Half: 10-33 30.3% 2nd Half: 11-31 35.5% Game: 32.8% DEADBALL  
3-PT. FG% 1st Half: 1-12 8.3% 2nd Half: 7-16 43.8% Game: 28.6% REBOUNDS  
F Throw % 1st Half: 2-5 40.0% 2nd Half: 8-16 50.0% Game: 47.6% 5

#### HOME: Colorado 23-12

# Player	fg-a	3fg-a	ft-a	of	de	tot	pf	tp	a	to	s	bk	min
21 Evan Battey	f 3-8	0-0	6-7	0	10	10	2	12	3	2	0	2	22
0 Shane Gatling	g 1-6	1-6	1-2	0	0	0	1	4	2	0	0	0	19
1 Tyler Bey	g 7-8	0-0	3-4	3	6	9	1	17	2	1	1	1	25
5 D'Shawn Schwartz	g 4-10	0-3	4-4	0	2	2	0	11	2	1	1	1	33
25 McKinley Wright	g 2-4	2-3	0-0	0	5	5	0	6	6	4	1	0	32
2 Daylen Kountz	4-9	2-4	0-0	0	2	2	1	10	1	2	0	0	24
23 Lucas Siewert	2-4	1-3	2-2	0	6	6	3	7	2	0	0	0	19
10 Alexander Strating	3-4	0-0	0-0	1	1	2	1	6	0	0	0	0	13
24 Eli Parquet	1-1	0-0	1-2	0	0	0	3	3	0	1	0	0	10
12 AJ Martinka	0-0	0-0	0-0	0	1	1	0	0	0	0	0	0	1
33 Aidan McQuade	0-0	0-0	0-0	0	0	0	0	0	0	0	0	0	1
34 Benan Ersek	0-0	0-0	0-0	0	0	0	0	0	0	0	0	0	1
TEAM				3	2	5							
Totals.....	27-54	6-19	16-21	7	35	42	12	76	18	13	3	4	200

TOTAL FG% 1st Half: 17-30 56.7% 2nd Half: 10-24 41.7% Game: 50.0% DEADBALL  
3-PT. FG% 1st Half: 4-11 36.4% 2nd Half: 2-8 25.0% Game: 31.6% REBOUNDS  
F Throw % 1st Half: 5-6 83.3% 2nd Half: 11-15 73.3% Game: 76.2% 2  
Officials: Bill Vinovich, Nate Harris, D.G. Nelson

Score by Periods	1st	2nd	Total
Norfolk State	23	37	60
Colorado	43	33	76

**BOULDER — Tad Boyle's** Colorado Buffaloes made sure their last home game of the year wasn't their final game of the season.

The Buffs built a 20-point first-half lead over Norfolk State on Monday, then withstood a second-half Spartans run before regaining control down the stretch to take a 76-60 second-round NIT victory.

The Buffs, now 23-12, will travel to Texas on Wednesday for a 7 p.m. quarterfinal game against the Longhorns, with the winner heading to Madison Square Garden next week for the NIT Final Four. The Buffs have now won 12 of their last 15 games.

Norfolk State, the regular season MEAC champion, finished its year at 22-13.

The Buffs put four players in double figures, including freshman **Evan Battey**, who finished with 12 points and 10 rebounds for his first career double-double. **Tyler Bey** led Colorado in scoring with 17 points to go with nine rebounds, **D'Shawn Schwartz** added 11 points and **Daylen Kountz** chipped in 10.

Mastadi Pitt led Norfolk with 14 points. Colorado held NSU's Derrick Jamerson, the nation's leading 3-point shooter, to just two points, including an 0-6 night from beyond the arc.

Still, the Buffs weren't at their best, allowing Norfolk State to cut a 20-point lead down to nine early in the second half before regaining control. CU committed eight turnovers after half as the Spartans actually outscored Colorado, 37-33, over the final 20 minutes.

"I think it's a good sign for our program when you win a game by 16 tonight at home and you feel a sense of disappointment," Boyle said. "I felt like we weren't at our best tonight, more so from an emotional standpoint than a physical standpoint or even an execution standpoint. We just weren't sharp offensively."

But, as Boyle noted, the Buffs extended their season by at least another game. CU's 23 wins ties for the third-most in program history, with all four of those seasons coming under Boyle.

"We got the win and we live to see another day," Boyle said. "It's about surviving and advancing this time of year and thank goodness we are."

**HOW IT HAPPENED:** Colorado jumped out to an early lead and never trailed, steadily building the margin to take a 20-point lead at the half, 43-23.

But instead of putting the Spartans away after halftime, Colorado allowed the visitors to creep back within striking distance. The Buffs had just one field goal and five turnovers in the first seven minutes of the half, and with 13:36 to play, NSU cut CU's cushion to 48-39.

The Buffs did have enough in the tank to regain control after the Spartans had closed within nine. Battey hit two free throws to start a 14-3 run that also included a pair of Kountz 3-pointers, and with 8:12 to go, the Buffs' lead was back to 20, 62-42.

The Buffs then kept their edge at a comfortable margin for the rest of the game. Norfolk head coach Robert Jones said the altitude had an effect on his team, particularly in the first half.

Early in the game, the Spartans did manage to stay within striking range, pulling to within 21-17 with 10:52 to go on a Jamerson basket.

But Colorado then reeled off a 16-1 run to take control. Bey had four points in the surge and **Shane Gatling**, **Lucas Siewert** and **McKinley Wright IV** each hit 3-pointers. The Spartans finally ended an eight-minute field goal drought with a 3-pointer at the 2:14 mark, but the Buffs came back with a 6-2 run to close the half, including a Battey basket and free throw at the buzzer to take their 20-point edge at intermission.

## GAME 36

### TEXAS 68, COLORADO 55

Mar. 27, 2019, Austin, Texas (Frank Erwin Center)

#### VISITORS: Colorado 23-13

# Player	fg-a	3fg-a	ft-a	of	de	tot	pf	tp	a	to	s	bk	min
1 Tyler Bey	f 7-15	0-0	4-4	3	10	13	3	18	0	3	1	1	34
21 Evan Battey	f 0-5	0-0	2-2	2	1	3	4	2	1	1	1	0	15
0 Shane Gatling	g 0-4	0-1	1-2	0	2	2	1	1	0	2	0	0	13
5 D'Shawn Schwartz	g 5-11	1-6	0-0	0	3	3	2	11	1	1	0	0	37
25 McKinley Wright	g 4-9	2-4	1-2	0	6	6	1	11	3	5	1	0	37
2 Daylen Kountz	2-6	1-3	4-4	0	1	1	3	9	1	0	0	0	30
10 Alexander Strating	0-1	0-0	1-2	2	1	3	1	1	0	0	0	0	11
23 Lucas Siewert	0-2	0-1	2-2	0	2	2	2	2	0	1	0	0	19
24 Eli Parquet	0-2	0-2	0-0	1	1	2	1	0	0	0	0	0	4
TEAM				1	1	2							
Totals.....	18-55	4-17	15-18	8	28	36	18	55	6	14	3	1	200

TOTAL FG% 1st Half: 7-24 29.2% 2nd Half: 11-31 35.5% Game: 32.7% DEADBALL  
3-PT. FG% 1st Half: 1-4 25.0% 2nd Half: 3-13 23.1% Game: 23.5% REBOUNDS  
F Throw % 1st Half: 4-6 66.7% 2nd Half: 11-12 91.7% Game: 83.3% 4

#### HOME: Texas 19-16

# Player	fg-a	3fg-a	ft-a	of	de	tot	pf	tp	a	to	s	bk	min
20 Jericho Sims	f 1-4	0-0	1-2	3	7	10	2	3	2	1	1	0	22
21 Dylan Osetkowski	f 7-11	1-2	0-0	1	4	5	3	15	3	0	4	0	25
2 Matt Coleman III	g 4-7	3-5	0-0	0	0	0	4	11	1	2	0	0	24
3 Courtney Ramey	g 3-9	2-2	3-6	0	4	4	2	11	2	2	3	0	29
13 Jase Febres	g 1-6	1-5	0-0	2	3	5	0	3	0	0	0	2	29
0 Gerald Liddell	1-3	1-2	0-0	1	2	3	3	0	0	0	2	1	7
4 Drayton Whiteside	0-0	0-0	0-0	0	0	0	0	0	0	0	1	0	1
5 Royce Hamm, Jr.	1-3	0-0	0-0	1	2	3	2	2	0	0	1	0	12
12 Kerwin Roach II	5-12	1-3	3-4	0	6	6	2	14	3	1	0	0	22
22 Blake Nevins	0-0	0-0	0-0	0	0	0	0	0	0	0	0	0	1
3 Kamaka Hepa	1-3	0-2	0-0	0	0	0	1	2	0	1	0	0	7
55 Elijah Mitrou-Long	2-4	0-1	0-0	0	0	0	1	4	0	0	1	0	11
TEAM					1	1				1			
Totals.....	26-62	9-22	7-12	8	29	37	20	68	11	9	10	4	200



## 2018-19 IN REVIEW

**THE BUFFALOES:** Colorado was 23-13 overall and finished in a three-way tie for fourth place in the Pac-12 regular season standings with Oregon and Oregon State at 10-8. The fourth place showing marks the Buffaloes' second-best in eight seasons, trailing only the 2012-13 team that tied for third.

This marked the 10th 20-win season in team history and sixth under head coach **Tad Boyle**. Colorado's 23 wins ties for the third most in team history and just one away from the school record of 24. All four of the top-win seasons for the Buffaloes, and five of six, have come under Boyle.

### Most Wins In One Season:

1.	24 - 2011-12	7.	21 - 2012-13
	24 - 2010-11		21 - 1968-69
3.	23 - 2018-19	9.	20 - 2005-06
	23 - 2013-14		20 - 2002-03
5.	22 - 2015-16		
	22 - 1996-97		

Colorado won 12 of its final 16 games since opening the conference season at 2-6.

The Buffaloes recorded double-digit conference wins for the fifth time in eight seasons of the Pac-12 era and the first since 2015-16. Colorado claimed record of .500 or better in conference play (includes Big 12) for the sixth time in nine seasons.

Colorado's 8-2 run in the final 10 games of the regular season tied for the program's fourth-best in the NCAA Tournament era (since 1938) and the best since 1961-62:

### Best marks over final 10 regular season games since 1938:

9-1	1953-54	8-2	2018-19
9-1	1954-55	8-2	1944-45
9-1	1961-62	8-2	1937-38

Colorado averaged 73.6 points per game while shooting 45.4 percent from the field. Defensively the Buffaloes allowed 67.5 points a contest while opponents shoot 42.4 percent.

Colorado had an impressive defensive run at the Pac-12 Tournament. The Buffaloes held the opposition to 58.3 points and 36 percent shooting. Colorado also outrebounded its opponents by 41, a margin of 16.3 per game. Overall in postseason play the Buffaloes gave up 62.7 points on 39.5 percent shooting with a plus-9.7 rebounding margin.

Colorado led the Pac-12 in rebounding defense (31.3 rpg) and rebounding margin (+6.3) while ranking second in free throw percentage (.753), scoring margin (+6.1) and 3-point defense (.318), third in scoring defense, rebounding offense (37.6 rpg) and defensive rebounds (27.5 drpg) and fifth in field goal percentage.

Sophomore **Tyler Bey** topped Colorado at 13.6 points, 9.9 rebounds and 1.2 blocks per game while shooting 54 percent from the field. Bey averaged 14.5 points and 11.2 rebounds while hitting 33 of 39 from the free throw line in the postseason.

Bey led the Pac-12 in double-doubles with 17, tying for the eighth most in a single season in team history and the most by a Buffalo since Andre Roberson had 20 in 2011-12. He had double-doubles in 11 of his last 16

games, finishing off with an 18-point, 13-rebound performance in the NIT quarterfinals at Texas. During that span he had five in a row, the most by a Colorado player since Shaun Vandiver had eight in a row during the 1990-91 season.

On the Pac-12 leaderboard he was second in overall rebounding and defensive boards (7.7 drpg), eighth in offensive rebounds (2.2 orpg), ninth in field goal percentage, 10th in blocks and 15th in scoring. Bey ranks 14th in the nation in defensive rebounds, 15th in double-doubles and 20th in overall rebounding.

Sophomore guard **McKinley Wright IV** paced the Buffaloes at 4.8 assists and 1.1 steals per game. Wright was second on the team in scoring (13.0 ppg) and field goal percentage (.494) and third in rebounding (4.9 rpg).

Wright was second on the team in scoring during the postseason at 13.0 points per game. He shot 48 percent from 3-point range and made 18 of 19 from the free throw line during that span.

Wright was selected to the Pac-12 All-Tournament Team after averaging 14.0 points, 6.3 rebounds and 3.7 assists over his three games. He led Colorado in scoring against California (18) and Oregon State (17). Wright also shot 43 percent from 3-point range and tied his career-high with four 3-pointers made against Cal.

Wright was third in the Pac-12 in assists while also ranking eighth in free throw percentage (.807), 10th in assist-to-turnover ratio (1.5), 12th in field goal percentage and 17th in scoring.

Wright has scored in double figures in 53 of 67 career games while dishing out at least five assists in 39 contests. He has 910 points for his career (13.6 ppg), ranking 41st on CU's all-time career scoring list.



Tyler Bey

Junior guard **Shane Gatling** was Colorado's third-leading scorer at 9.7 points per game and led the Buffaloes in 3-point field goals (59). He is second assists (60) and steals (34).

Gatling had 26 points against UCLA, including a perfect 10 of 10 night from the free throw line. It was his third 20-point game of the season, his top two efforts coming against UCLA (career-high 28 in Los Angeles). His 10 of 10 effort from the line mark career-highs and is the best single-game effort without a miss since Derrick White's 12-of-12 game at Arizona State on Jan. 5, 2017.

Gatling had multiple 3-point field goals in 10 of the last 22 contests. On the Pac-12 charts, Gatling ranked fifth in free throw shooting (.825).

Sophomore wing **D'Shawn Schwartz** is fourth on the team in scoring at 9.2 points per game and fifth in rebounds at 3.7 per contest. He averaged 11.8 points during postseason play.

Schwartz scored 19 points against Dayton, hitting a career-high five 3-point field goals. His 19 points are his second-most in a single game, trailing only the 22 scored against Washington in January.

Schwartz was one of four active Buffs shooting at least 77 percent from the free throw line. He was fourth in the Pac-12 in free throw shooting during conference games at 82.6 percent (38-46).

Junior forward **Lucas Siewert** was fifth on the team in scoring (8.9 ppg) and is second in 3-point shooting (.352), rebounding (5.0 rpg) and 3-pointers made (44) and third in assists (56).

Freshman forward **Evan Battey** averaged 8.1 points and is fourth on the team in rebounding at 4.4 per game and third in field goal percentage (.484).



Shane Gatling



McKinley Wright IV

Battey recorded his first career double-double with 12 points and a game-high 10 rebounds against Norfolk State. He nearly had a double-double in the Pac-12 Quarterfinals against Oregon State with 10 points and nine rebounds. Battey averaged 7.3 points and 4.5 rebounds in postseason play and hit 14 of 16 free throws during that span.

Battey was second on the team in offensive rebounds with 68, a mark that ranks 11th in the Pac-12 (1.9 orpg).

Sophomore forward **Alexander Strating** played in four of the six postseason games and gave the Buffaloes valuable minutes. He had 22 points and nine rebounds in 49 minutes while making 9 of 14 from the field. Strating had a career-night against Oregon State in the Pac-12 Quarterfinals. He scored a career-best 10 points, eclipsing his previous high of five scored against the Beavers earlier this season.

Freshman guard **Daylen Kountz** is averaged 5.6 points and was fourth on the team in assists with 46. He had 10 points against Norfolk State, the sixth double-figure scoring game of his career. Kountz had six points and three assists in the win over Dayton. He had three steals at the Pac-12 Tournament, with all three leading to coast-to-coast breakaway dunks.

Freshman guard **Eli Parquet** returned to the lineup against Norfolk State after missing the previous seven games with a knee injury. He had three points in 10 minutes against the Spartans. He was second on the team in blocks during Pac-12 play with eight and has 10 total on the season.



## PAC-12 HONORS/STANDINGS

### 2018-19 ALL-PAC-12 CONFERENCE TEAM

#### First Team

Player	School	Pos.	Yr.	Ht.	Wt.	Hometown
Sedrick Barefield	UTAH	G	Sr.	6-2	190	Corona, Calif. (Centennial HS)
Tyler Bey	COLO	F	So.	6-7	218	Las Vegas, Nev. (Middlebrooks Acad. (Calif.))
Bennie Boatwright	USC	F	Sr.	6-10	235	Mission Hills, Calif. (Village Christian HS)
Zylan Cheatham	ASU	F	R-Sr.	6-8	220	Phoenix, Ariz. (South Mountain CC)
Robert Franks	WSU	F	Sr.	6-9	225	Vancouver, Wash. (Evergreen HS)
Jaylen Nowell	WASH	G	So.	6-4	200	Seattle, Wash. (Garfield)
KZ Okpala	STAN	F	So.	6-9	215	Orange County, Calif. (Esperanza HS)
Matisse Thybulle	WASH	F	Sr.	6-5	200	Issaquah, Wash. (Eastside Catholic)
Tres Tinkle	OSU	F	R-Jr.	6-8	225	Missoula, Mont. (Hellgate HS)
McKinley Wright IV	COLO	G	So.	6-0	195	North Robbinsdale, Minn. (Champlin Park)

#### Second Team

Player	School	Pos.	Yr.	Ht.	Wt.	Hometown
Luguentz Dort	ASU	G	Fr.	6-4	215	Montreal, Quebec (Athlete Institute Basketball Academy)
Jaylen Hands	UCLA	G	So.	6-3	180	San Diego, Calif. (Foothills Christian HS)
Remy Martin	ASU	G	So.	6-0	170	Chatsworth, Calif. (Sierra Canyon HS)
Stephen Thompson Jr.	OSU	G	Sr.	6-4	190	Los Angeles, Calif. (Bishop Montgomery HS)
Kris Wilkes	UCLA	G	So.	6-8	215	Indianapolis, Ind. (North Central HS)

**Honorable Mention (receiving at least three votes):** Noah Dickerson (WASH, F), Louis King (ORE, F), Nick Rakocic (USC, F), Josh Sharma (STAN, C)

**Player of the Year:** Jaylen Nowell, Washington

**Freshman of the Year:** Luguentz Dort, Arizona State

**Defensive Player of the Year:** Matisse Thybulle, Washington

**Most Improved Player of the Year:** Tyler Bey, Colorado

**Sixth Man of the Year:** Donnie Tillman, Utah

**Scholar Athlete of the Year:** Stephen Thompson Jr. Oregon State

**John R. Wooden Coach of the Year:** Mike Hopkins, Washington

### STANDINGS

Team	Conference					Overall				
	W	L	Pct.	H	A	W	L	Pct.	H	A
Washington*+	15	3	.833	8-1	7-2	27	9	.750	15-1	7-4
Arizona State+	12	6	.667	7-2	5-4	23	11	.676	13-3	6-5
Utah	11	7	.611	5-4	6-3	17	14	.548	10-5	6-5
Oregon^+	10	8	.556	6-3	5-4	25	13	.658	13-4	5-7
Colorado#	10	8	.556	7-2	3-6	23	13	.639	15-2	5-9
Oregon State	10	8	.556	5-4	5-4	18	13	.581	10-5	6-5
UCLA	9	9	.500	6-3	3-6	17	16	.515	13-5	3-7
Arizona	8	10	.444	5-4	3-6	17	15	.531	12-5	4-7
USC	8	10	.444	6-3	2-7	16	17	.485	12-5	2-9
Stanford	8	10	.444	5-4	3-6	15	16	.484	11-4	4-9
Washington State	4	14	.222	2-7	2-7	11	21	.344	9-8	2-9
California	3	15	.167	2-7	1-8	8	23	.258	7-9	1-10

\*Pac-12 regular season champion; ^ Pac-12 Tournament champion;

+ NCAA Tournament participant; # NIT participant

### PAC-12 ALL-FRESHMAN TEAM

Player	School	Pos.	Ht.	Wt.	Hometown
Timmy Allen	UTAH	F	6-6	210	Mesa, Ariz. (Red Mountain HS)
Moses Brown	UCLA	C	7-1	245	Queens, N.Y. (Archbishop Molloy HS)
Luguentz Dort	ASU	G	6-4	215	Montreal, Quebec (Athlete Institute Basketball Academy)
CJ Elleby	WSU	F	6-6	200	Seattle, Wash. (Cleveland HS)
Louis King	ORE	F	6-9	205	Jersey City, N.J. (Hudson Catholic HS)

**Honorable Mention (receiving at least three votes):** Brandon Williams (ARIZ, G)

### PAC-12 ALL-DEFENSIVE TEAM

Player	School	Pos.	Yr.	Ht.	Wt.	Hometown
Zylan Cheatham	ASU	F	R-Sr.	6-8	220	Phoenix, Ariz. (South Mountain CC)
Luguentz Dort	ASU	G	Fr.	6-4	215	Montreal, Quebec (Athlete Institute Basketball Academy)
Kylor Kelley	OSU	F	Jr.	7-0	215	Gervais, Ore. (Lane CC)
Matisse Thybulle	WASH	G	Sr.	6-5	200	Issaquah, Wash. (Eastside Catholic)
Kenny Wooten	ORE	F	So.	6-9	235	Manteca, Calif. (Manteca)

**Honorable Mention (receiving at least three votes):** Moses Brown (UCLA, C), McKinley Wright IV (COLO, G)



Tyler Bey

## PAC-12 TEAM STATISTICS

### SCORING OFFENSE

##	Team	G	W-L	Pts	Avg/G
1.	UCLA	33	17-16	2580	78.2
2.	Arizona State	34	23-11	2638	77.6
3.	USC	33	16-17	2518	76.3
4.	Utah	31	17-14	2343	75.6
5.	Washington State	32	11-21	2393	74.8
6.	<b>Colorado</b>	<b>36</b>	<b>23-13</b>	<b>2648</b>	<b>73.6</b>
7.	Oregon State	31	18-13	2275	73.4
8.	Stanford	31	15-16	2255	72.7
9.	Arizona	32	17-15	2269	70.9
10.	Oregon	38	25-13	2661	70.0
11.	Washington	36	27-9	2511	69.8
12.	California	31	8-23	2121	68.4

### SCORING DEFENSE

##	Team	G	Pts	Avg/G
1.	Oregon	38	2364	62.2
2.	Washington	36	2331	64.8
3.	<b>Colorado</b>	<b>36</b>	<b>2429</b>	<b>67.5</b>
4.	Arizona	32	2205	68.9
5.	Oregon State	31	2165	69.8
6.	Stanford	31	2227	71.8
7.	USC	33	2410	73.0
8.	Arizona State	34	2494	73.4
9.	Utah	31	2311	74.5
10.	California	31	2387	77.0
11.	UCLA	33	2567	77.8
12.	Washington State	32	2517	78.7

### SCORING MARGIN

##	Team	G	OFF	DEF	Margin
1.	Oregon	38	70.0	62.2	+7.8
2.	<b>Colorado</b>	<b>36</b>	<b>73.6</b>	<b>67.5</b>	<b>+6.1</b>
3.	Washington	36	69.8	64.8	+5.0
4.	Arizona State	34	77.6	73.4	+4.2
5.	Oregon State	31	73.4	69.8	+3.5
6.	USC	33	76.3	73.0	+3.3
7.	Arizona	32	70.9	68.9	+2.0
8.	Utah	31	75.6	74.5	+1.0
9.	Stanford	31	72.7	71.8	+0.9
10.	UCLA	33	78.2	77.8	+0.4
11.	Washington State	32	74.8	78.7	-3.9
12.	California	31	68.4	77.0	-8.6

### FREE THROW PCT

##	Team	G	FTM	FTA	Pct
1.	Washington State	32	426	563	.757
2.	<b>Colorado</b>	<b>36</b>	<b>570</b>	<b>757</b>	<b>.753</b>
3.	Oregon State	31	472	636	.742
4.	California	31	436	603	.723
5.	Oregon	38	450	624	.721
6.	Arizona	32	446	620	.719
7.	Utah	31	435	616	.706
8.	Washington	36	472	679	.695
9.	Arizona State	34	600	882	.680
10.	Stanford	31	432	643	.672
11.	USC	33	363	563	.645
12.	UCLA	33	486	768	.633

### FIELD GOAL PCT

##	Team	G	FGM	FGA	Pct
1.	Utah	31	805	1735	.464
2.	Oregon State	31	800	1728	.463
3.	USC	33	937	2039	.460
4.	UCLA	33	919	2012	.457
5.	<b>Colorado</b>	<b>36</b>	<b>924</b>	<b>2036</b>	<b>.454</b>
6.	Stanford	31	808	1783	.453
7.	Washington	36	883	1956	.451
8.	Oregon	38	958	2126	.451
9.	Washington State	32	833	1861	.448
10.	Arizona State	34	899	2012	.447
11.	Arizona	32	794	1861	.427
12.	California	31	739	1735	.426

### FIELD GOAL DEFENSE PCT

##	Team	G	FGM	FGA	Pct
1.	Oregon	38	807	2027	.398
2.	Arizona State	34	828	2007	.413
3.	Washington	36	814	1958	.416
4.	UCLA	33	918	2165	.424
5.	<b>Colorado</b>	<b>36</b>	<b>878</b>	<b>2070</b>	<b>.424</b>
6.	USC	33	866	2032	.426
7.	Stanford	31	814	1886	.432
8.	Oregon State	31	762	1764	.432
9.	Arizona	32	787	1755	.448
10.	Utah	31	827	1805	.458
11.	Washington State	32	927	1967	.471
12.	California	31	836	1708	.489

### 3-POINT FIELD GOAL PCT

##	Team	G	FG	FGA	Pct
1.	USC	33	281	735	.382
2.	Utah	31	298	806	.370
3.	Washington State	32	301	828	.364
4.	UCLA	33	256	721	.355
5.	Oregon	38	295	840	.351
6.	Washington	36	273	780	.350
7.	California	31	207	592	.350
8.	Arizona	32	235	699	.336
9.	Arizona State	34	240	714	.336
10.	<b>Colorado</b>	<b>36</b>	<b>230</b>	<b>711</b>	<b>.323</b>
11.	Oregon State	31	203	633	.321
12.	Stanford	31	207	653	.317

### 3-POINT FG DEFENSE PCT

##	Team	G	FG	FGA	Pct
1.	Oregon	38	267	921	.290
2.	<b>Colorado</b>	<b>36</b>	<b>247</b>	<b>777</b>	<b>.318</b>
3.	Arizona	32	213	648	.329
4.	Arizona State	34	292	874	.334
5.	USC	33	263	787	.334
6.	Washington	36	231	691	.334
7.	Stanford	31	178	515	.346
8.	UCLA	33	311	897	.347
9.	Utah	31	234	657	.356
10.	Washington State	32	297	820	.362
11.	Oregon State	31	246	660	.373
12.	California	31	272	714	.381

### REBOUNDING OFFENSE

##	Team	G	Reb	Avg/G
1.	UCLA	33	1356	41.1
2.	Arizona State	34	1347	39.6
3.	<b>Colorado</b>	<b>36</b>	<b>1354</b>	<b>37.6</b>
4.	Stanford	31	1148	37.0
5.	USC	33	1185	35.9
6.	Utah	31	1096	35.4
7.	Oregon State	31	1091	35.2
8.	Arizona	32	1115	34.8
9.	Oregon	38	1301	34.2
10.	Washington State	32	1076	33.6
11.	Washington	36	1127	31.3
12.	California	31	901	29.1

### REBOUNDING DEFENSE

##	Team	G	Reb	Avg/G
1.	<b>Colorado</b>	<b>36</b>	<b>1128</b>	<b>31.3</b>
2.	Utah	31	1001	32.3
3.	Oregon	38	1247	32.8
4.	Oregon State	31	1019	32.9
5.	Arizona	32	1094	34.2
6.	Washington	36	1245	34.6
7.	Stanford	31	1081	34.9
8.	Arizona State	34	1212	35.6
9.	Washington State	32	1154	36.1
10.	California	31	1119	36.1
11.	UCLA	33	1219	36.9
12.	USC	33	1246	37.8

### REBOUNDING MARGIN

##	Team	G	Team	Avg	Opp	Avg	Margin
1.	<b>Colorado</b>	<b>36</b>	<b>1354</b>	<b>37.6</b>	<b>1128</b>	<b>31.3</b>	<b>+6.3</b>
2.	UCLA	33	1356	41.1	1219	36.9	+4.2
3.	Arizona State	34	1347	39.6	1212	35.6	+4.0
4.	Utah	31	1096	35.4	1001	32.3	+3.1
5.	Oregon State	31	1091	35.2	1019	32.9	+2.3
6.	Stanford	31	1148	37.0	1081	34.9	+2.2
7.	Oregon	38	1301	34.2	1247	32.8	+1.4
8.	Arizona	32	1115	34.8	1094	34.2	+0.7
9.	USC	33	1185	35.9	1246	37.8	-1.8
10.	Washington State	32	1076	33.6	1154	36.1	-2.4
11.	Washington	36	1127	31.3	1245	34.6	-3.3
12.	California	31	901	29.1	1119	36.1	-7.0

### BLOCKED SHOTS

##	Team	G	No.	Avg/G
1.	Washington	36	206	5.72
2.	Oregon State	31	164	5.29
3.	Stanford	31	147	4.74
4.	Oregon	38	162	4.26
5.	UCLA	33	136	4.12
6.	USC	33	117	3.55
7.	Arizona State	34	109	3.21
8.	California	31	99	3.19
9.	<b>Colorado</b>	<b>36</b>	<b>107</b>	<b>2.97</b>
10.	Washington State	32	89	2.78
11.	Utah	31	80	2.58
12.	Arizona	32	73	2.28

### ASSISTS

##	Team	G	No.	Avg/G
1.	USC	33	536	16.24
2.	Oregon State	31	465	15.00
3.	Washington State	32	476	14.88
4.	UCLA	33	472	14.30
5.	Utah	31	440	14.19
6.	Arizona State	34	459	13.50
7.	<b>Colorado</b>	<b>36</b>	<b>478</b>	<b>13.28</b>
8.	Oregon	38	501	13.18
9.	Stanford	31	392	12.65
10.	Arizona	32	397	12.41
11.	Washington	36	419	11.64
12.	California	31	338	10.90

### STEALS

##	Team	G	No.	Avg/G
1.	Washington	36	323	8.97
2.	Oregon	38	290	7.63
3.	California	31	227	7.32
4.	Arizona State	34	213	6.26
5.	USC	33	202	6.12
6.	Stanford	31	186	6.00
7.	Oregon State	31	185	5.97
8.	UCLA	33	194	5.88
9.	Washington State	32	169	5.28
10.	Arizona	32	165	5.16
11.	<b>Colorado</b>	<b>36</b>	<b>181</b>	<b>5.03</b>
12.	Utah	31	144	4.65

### TURNOVER MARGIN

##	Team	G	Team	Avg	Opp	Avg	Margin
1.	Washington	36	480	13.3	588	16.3	+3.00
2.	California	31	350	11.3	436	14.1	+2.77
3.	Arizona	32	370	11.6	450	14.1	+2.50
4.	Oregon	38	443	11.7	522	13.7	+2.08
5.	USC	33	392	11.9	430	13.0	+1.15
6.	Arizona State	34	466	13.7	475	14.0	+0.26
7.	Oregon State	31	384	12.4	369	11.9	-0.48
8.	<b>Colorado</b>	<b>36</b>	<b>478</b>	<b>13.3</b>	<b>436</b>	<b>12.1</b>	<b>-1.17</b>
9.	Washington State	32	439	13.7	390	12.2	-1.53
10.	Stanford	31	465	15.0	384	12.4	-2.61
11.	UCLA	33	466	14.1	370	11.2	-2.91
12.	Utah	31	405	13.1	309	10.0	-3.10



## ASSIST/TURNOVER RATIO

##	Team	G	Ast.	Avg.	T/O	Avg.	Ratio
1.	USC	33	536	16.2	392	11.9	1.37
2.	Oregon State	31	465	15.0	384	12.4	1.21
3.	Oregon	38	501	13.2	443	11.7	1.13
4.	Utah	31	440	14.2	405	13.1	1.09
5.	Washington State	32	476	14.9	439	13.7	1.08
6.	Arizona	32	397	12.4	370	11.6	1.07
7.	UCLA	33	472	14.3	466	14.1	1.01
8.	<b>Colorado</b>	<b>36</b>	<b>478</b>	<b>13.3</b>	<b>478</b>	<b>13.3</b>	<b>1.00</b>
9.	Arizona State	34	459	13.5	466	13.7	0.98
10.	California	31	338	10.9	350	11.3	0.97
11.	Washington	36	419	11.6	480	13.3	0.87
12.	Stanford	31	392	12.6	465	15.0	0.84

## OFFENSIVE REBOUNDS

##	Team	G	No.	Avg/G
1.	Arizona State	34	401	11.79
2.	UCLA	33	379	11.48
3.	Stanford	31	323	10.42
4.	Utah	31	321	10.35
5.	Arizona	32	324	10.13
6.	<b>Colorado</b>	<b>36</b>	<b>364</b>	<b>10.11</b>
7.	Oregon State	31	311	10.03
8.	USC	33	324	9.82
9.	Oregon	38	365	9.61
10.	Washington	36	337	9.36
11.	Washington State	32	276	8.63
12.	California	31	249	8.03

## DEFENSIVE REBOUNDS

##	Team	G	No.	Avg/G
1.	UCLA	33	977	29.61
2.	Arizona State	34	946	27.82
3.	<b>Colorado</b>	<b>36</b>	<b>990</b>	<b>27.50</b>
4.	Stanford	31	825	26.61
5.	USC	33	861	26.09
6.	Oregon State	31	780	25.16
7.	Washington State	32	800	25.00
8.	Utah	31	775	25.00
9.	Arizona	32	791	24.72
10.	Oregon	38	936	24.63
11.	Washington	36	790	21.94
12.	California	31	652	21.03

## DEFENSIVE REB PCT

##	Team	G	D-Reb	O-Reb	D-Reb Pct
1.	<b>Colorado</b>	<b>36</b>	<b>990</b>	<b>306</b>	<b>0.764</b>
2.	Arizona	32	791	276	0.741
3.	Arizona State	34	946	349	0.731
4.	Utah	31	775	288	0.729
5.	UCLA	33	977	364	0.729
6.	Stanford	31	825	326	0.717
7.	Oregon	38	936	378	0.712
8.	Oregon State	31	780	319	0.710
9.	Washington State	32	800	334	0.705
10.	USC	33	861	368	0.701
11.	California	31	652	299	0.686
12.	Washington	36	790	426	0.650

## OFFENSIVE REB PCT

##	Team	G	O-Reb	D-Reb	O-Reb Pct
1.	Arizona State	34	401	863	0.317
2.	Utah	31	321	713	0.310
3.	Oregon State	31	311	700	0.308
4.	UCLA	33	379	855	0.307
5.	<b>Colorado</b>	<b>36</b>	<b>364</b>	<b>822</b>	<b>0.307</b>
6.	Stanford	31	323	755	0.300
7.	Oregon	38	365	869	0.296
8.	Washington	36	337	819	0.292
9.	Arizona	32	324	818	0.284
10.	USC	33	324	878	0.270
11.	Washington State	32	276	820	0.252
12.	California	31	249	820	0.233

## 3-POINT FG MADE

##	Team	G	No.	Avg/G
1.	Utah	31	298	9.61
2.	Washington State	32	301	9.41
3.	USC	33	281	8.52
4.	Oregon	38	295	7.76
5.	UCLA	33	256	7.76
6.	Washington	36	273	7.58
7.	Arizona	32	235	7.34
8.	Arizona State	34	240	7.06
9.	Stanford	31	207	6.68
10.	California	31	207	6.68
11.	Oregon State	31	203	6.55
12.	<b>Colorado</b>	<b>36</b>	<b>230</b>	<b>6.39</b>

# PAC-12 INDIVIDUAL STATISTICS

To be ranked, a player must appear in at least 75.0% of their team's games.

## SCORING

##	Player-Team	CI	G	FG	3FG	FT	Pts	Avg/G
1.	Franks, Robert-WSU	SR	27	201	75	106	583	21.6
2.	Tinkle, Tres-OSU	JR	30	215	53	141	624	20.8
3.	Boatwright, Bennie-USC	SR	31	197	90	80	564	18.2
4.	Wilkes, Kris-UCLA	SO	33	204	69	96	573	17.4
5.	Okpala, KZ-STAN	SO	29	170	32	116	488	16.8
6.	Barefield, Sedrick-UTAH	SR	31	167	93	94	521	16.8
7.	Nowell, Jaylen-WASH	SO	36	218	51	95	582	16.2
8.	Dort, Luguentz-ASU	FR	34	174	54	145	547	16.1
9.	Thompson Jr., Stephen-OSU	SR	31	183	61	71	498	16.1
10.	Rakocevic, Nick-USC	JR	33	190	0	106	486	14.7
11.	Elleby, CJ-WSU	FR	32	168	53	82	471	14.7
12.	Sueing, Justice-CAL	SO	31	140	35	129	444	14.3
13.	Hands, Jaylen-UCLA	SO	33	158	66	85	467	14.2
14.	Thompson, Ethan-OSU	SO	31	134	42	114	424	13.7
15.	<b>Bey, Tyler-COLO</b>	<b>SO</b>	<b>36</b>	<b>184</b>	<b>5</b>	<b>115</b>	<b>488</b>	<b>13.6</b>
16.	King, Louis-ORE	FR	31	148	59	62	417	13.5
17.	<b>Wright, McKinley-COLO</b>	<b>SO</b>	<b>35</b>	<b>161</b>	<b>38</b>	<b>96</b>	<b>456</b>	<b>13.0</b>
18.	Pritchard, Payton-ORE	JR	38	167	65	93	492	12.9
19.	Martin, Remy-ASU	SO	32	139	43	92	413	12.9
20.	Mathews, Jonah-USC	JR	33	153	78	31	415	12.6
21.	Randolph, Brandon-ARIZ	SO	32	142	39	75	398	12.4
22.	Dickerson, Noah-WASH	SR	36	145	0	154	444	12.3
23.	Allen, Timmy-UTAH	FR	29	127	4	97	355	12.2
24.	Crisp, David-WASH	SR	36	150	74	66	440	12.2
25.	Cheatham, Zylan-ASU	SR	34	143	11	115	412	12.1
26.	Austin, Paris-CAL	JR	29	120	9	88	337	11.6
27.	Williams, Brandon-ARIZ	FR	26	87	36	86	296	11.4
	Davis, Daejon-STAN	SO	26	98	28	72	296	11.4
29.	Edwards, Rob-ASU	JR	28	94	51	71	310	11.1
30.	McNeill, Darius-CAL	SO	31	122	66	32	342	11.0

## REBOUNDING

##	Player-Team	CI	G	OFF	DEF	TOT	Avg/G
1.	Cheatham, Zylan-ASU	SR	34	73	278	351	10.3
2.	<b>Bey, Tyler-COLO</b>	<b>SO</b>	<b>36</b>	<b>78</b>	<b>278</b>	<b>356</b>	<b>9.9</b>
3.	Rakocevic, Nick-USC	JR	33	109	199	308	9.3
4.	Brown, Moses-UCLA	FR	32	108	158	266	8.3
5.	Tinkle, Tres-OSU	JR	30	60	183	243	8.1
6.	Johnson, Jayce-UTAH	JR	29	74	149	223	7.7
7.	Dickerson, Noah-WASH	SR	36	87	183	270	7.5
8.	Franks, Robert-WSU	SR	27	37	158	195	7.2
9.	Sharma, Josh-STAN	SR	31	80	141	221	7.1
10.	Elleby, CJ-WSU	FR	32	51	176	227	7.1
11.	Boatwright, Bennie-USC	SR	31	43	162	205	6.6
12.	Jeter, Chase-ARIZ	JR	30	66	131	197	6.6
13.	Da Silva, Oscar-STAN	SO	31	47	140	187	6.0
14.	Hill, Jalen-UCLA	FR	33	62	137	199	6.0
15.	Sueing, Justice-CAL	SO	31	46	140	186	6.0
16.	Okpala, KZ-STAN	SO	29	34	131	165	5.7
17.	King, Louis-ORE	FR	31	41	130	171	5.5
18.	Nowell, Jaylen-WASH	SO	36	35	155	190	5.3
19.	Tillman, Donnie-UTAH	SO	31	41	122	163	5.3
20.	White, Romello-ASU	SO	34	77	100	177	5.2

## FIELD GOAL PCT (Min. 3.0 made per game)

##	Player-Team	CI	G	FGM	FGA	Pct
1.	Sharma, Josh-STAN	SR	31	132	196	.673
2.	Kelley, Kylor-OSU	JR	31	100	153	.654
3.	Brown, Moses-UCLA	FR	32	133	219	.607
4.	White, Romello-ASU	SO	34	113	189	.598
5.	Allen, Timmy-UTAH	FR	29	127	221	.575
6.	Jeter, Chase-ARIZ	JR	30	128	223	.574
7.	Dickerson, Noah-WASH	SR	36	145	261	.556
8.	Rakocevic, Nick-USC	JR	33	190	347	.548
9.	<b>Bey, Tyler-COLO</b>	<b>SO</b>	<b>36</b>	<b>184</b>	<b>340</b>	<b>.541</b>
10.	Cheatham, Zylan-ASU	SR	34	143	268	.534
11.	Nowell, Jaylen-WASH	SO	36	218	434	.502
12.	<b>Wright, McKinley-COLO</b>	<b>SO</b>	<b>35</b>	<b>161</b>	<b>326</b>	<b>.494</b>
13.	Franks, Robert-WSU	SR	27	201	408	.493
14.	Tinkle, Tres-OSU	JR	30	215	445	.483
15.	Carter, Nahziah-WASH	SO	36	109	228	.478

## ASSISTS

## Player-Team	CI	G	No.	Avg/G
1. Hands, Jaylen-UCLA	SO	33	201	6.09
2. Martin, Remy-ASU	SO	32	160	5.00
3. Wright, McKinley-COLO	SO	35	167	4.77
4. Pritchard, Payton-ORE	JR	38	175	4.61
5. Davis, Daejon-STAN	SO	26	114	4.38
6. Thornton, Derryck-USC	JR	32	139	4.34
7. Austin, Paris-CAL	JR	29	125	4.31
8. Thompson, Ethan-OSU	SO	31	120	3.87
9. Tinkle, Tres-OSU	JR	30	115	3.83
10. Barefield, Sedrick-UTAH	SR	31	118	3.81
11. Coleman, Justin-ARIZ	SR	32	121	3.78
12. Williams, Brandon-ARIZ	FR	26	86	3.31
13. Thompson Jr., Stephen-OSU	SR	31	100	3.23
14. Cheatham, Zylan-ASU	SR	34	108	3.18
15. Nowell, Jaylen-WASH	SO	36	112	3.11

## FREE THROW PCT (Min. 2.0 made per game)

## Player-Team	CI	G	FTM	FTA	Pct
1. Franks, Robert-WSU	SR	27	106	125	.848
2. Cannon, Marvin-WSU	SO	32	92	109	.844
3. Pritchard, Payton-ORE	JR	38	93	111	.838
4. Edwards, Rob-ASU	JR	28	71	85	.835
5. Gatling, Shane-COLO	JR	36	85	103	.825
6. Barefield, Sedrick-UTAH	SR	31	94	114	.825
7. Williams, Brandon-ARIZ	FR	26	86	105	.819
8. Wright, McKinley-COLO	SO	35	96	119	.807
9. Thompson, Ethan-OSU	SO	31	114	143	.797
10. Bradley, Matt-CAL	FR	31	68	86	.791
11. Coleman, Justin-ARIZ	SR	32	67	85	.788
12. Tillman, Donnie-UTAH	SO	31	81	103	.786
13. King, Louis-ORE	FR	31	62	79	.785
14. Bey, Tyler-COLO	SO	36	115	147	.782
15. Sueing, Justice-CAL	SO	31	129	165	.782

## STEALS

## Player-Team	CI	G	No.	Avg/G
1. Thybulle, Matisse-WASH	SR	36	126	3.50
2. Pritchard, Payton-ORE	JR	38	68	1.79
3. Tinkle, Tres-OSU	JR	30	52	1.73
4. Sueing, Justice-CAL	SO	31	52	1.68
5. Thompson Jr., Stephen-OSU	SR	31	48	1.55
6. Dort, Luguentz-ASU	FR	34	52	1.53
7. Davis, Daejon-STAN	SO	26	39	1.50
8. Amin, Ehab-ORE	SR	37	55	1.49
9. McNeill, Darius-CAL	SO	31	46	1.48
10. Austin, Paris-CAL	JR	29	42	1.45
11. Hands, Jaylen-UCLA	SO	33	44	1.33
12. Nowell, Jaylen-WASH	SO	36	46	1.28
13. Ali, Prince-UCLA	JR	26	33	1.27
14. Martin, Remy-ASU	SO	32	40	1.25
15. Mathews, Jonah-USC	JR	33	41	1.24

## 3-POINT FG PCT (Min. 1.0 made per game)

## Player-Team	CI	G	3FG	FGA	Pct
1. Bradley, Matt-CAL	FR	31	50	106	.472
2. Singleton, David-UCLA	FR	32	35	75	.467
3. Nowell, Jaylen-WASH	SO	36	51	116	.440
4. Boatwright, Bennie-USC	SR	31	90	210	.429
5. Elleby, CJ-WSU	FR	32	53	128	.414
6. Van Dyke, Parker-UTAH	SR	31	72	176	.409
7. Daniels, Viont'E-WSU	SR	24	36	89	.404
8. Franks, Robert-WSU	SR	27	75	188	.399
9. Bailey Jr., Victor-ORE	SO	37	47	118	.398
10. Mathews, Jonah-USC	JR	33	78	199	.392
11. Barefield, Sedrick-UTAH	SR	31	93	240	.388
12. King, Louis-ORE	FR	31	59	153	.386
13. White, Paul-ORE	SR	38	56	148	.378
14. Edwards, Rob-ASU	JR	28	51	136	.375
15. Luther, Ryan-ARIZ	SR	32	45	120	.375

## 3-POINT FG MADE

## Player-Team	CI	G	No.	Avg/G
1. Barefield, Sedrick-UTAH	SR	31	93	3.00
2. Boatwright, Bennie-USC	SR	31	90	2.90
3. Franks, Robert-WSU	SR	27	75	2.78
4. Mathews, Jonah-USC	JR	33	78	2.36
5. Van Dyke, Parker-UTAH	SR	31	72	2.32
6. McNeill, Darius-CAL	SO	31	66	2.13
7. Wilkes, Kris-UCLA	SO	33	69	2.09
8. Crisp, David-WASH	SR	36	74	2.06
9. Ryan, Cormac-STAN	FR	24	49	2.04
10. Hands, Jaylen-UCLA	SO	33	66	2.00
11. Thompson Jr., Stephen-OSU	SR	31	61	1.97
12. King, Louis-ORE	FR	31	59	1.90
13. Edwards, Rob-ASU	JR	28	51	1.82
14. Tinkle, Tres-OSU	JR	30	53	1.77
15. Pritchard, Payton-ORE	JR	38	65	1.71

## BLOCKED SHOTS

## Player-Team	CI	G	Blocks	Avg/G
1. Kelley, Kaylor-OSU	JR	31	104	3.35
2. Thybulle, Matisse-WASH	SR	36	82	2.28
3. Wooten, Kenny-ORE	SO	34	73	2.15
4. Brown, Moses-UCLA	FR	32	62	1.94
5. Rakocovic, Nick-USC	JR	33	47	1.42
6. Wright, Hameir-WASH	SO	32	45	1.41
7. Sharma, Josh-STAN	SR	31	42	1.35
8. Da Silva, Oscar-STAN	SO	31	40	1.29
9. Vanover, Connor-CAL	FR	28	35	1.25
10. Bey, Tyler-COLO	SO	36	44	1.22
11. Johnson, Jayce-UTAH	JR	29	33	1.14
12. Cheatham, Zylan-ASU	SR	34	27	0.79
13. Lake, De'Quon-ASU	SR	33	26	0.79
14. Lee, Ira-ARIZ	SO	31	23	0.74
15. Cannon, Marvin-WSU	SO	32	23	0.72

## ASSIST/TURNOVER RATIO (Min. 3.0 assists/game)

## Player-Team	CI	G	Asst	Avg	Turn	Avg	Ratio
1. Martin, Remy-ASU	SO	32	160	5.0	67	2.1	2.39
2. Pritchard, Payton-ORE	JR	38	175	4.6	75	2.0	2.33
3. Thornton, Derryck-USC	JR	32	139	4.3	64	2.0	2.17
4. Hands, Jaylen-UCLA	SO	33	201	6.1	105	3.2	1.91
5. Williams, Brandon-ARIZ	FR	26	86	3.3	46	1.8	1.87
6. Coleman, Justin-ARIZ	SR	32	121	3.8	68	2.1	1.78
7. Austin, Paris-CAL	JR	29	125	4.3	73	2.5	1.71
8. Thompson Jr., Stephen-OSU	SR	31	100	3.2	62	2.0	1.61
9. Thompson, Ethan-OSU	SO	31	120	3.9	75	2.4	1.60
10. Wright, McKinley-COLO	SO	35	167	4.8	109	3.1	1.53
11. Barefield, Sedrick-UTAH	SR	31	118	3.8	81	2.6	1.46
12. Davis, Daejon-STAN	SO	26	114	4.4	82	3.2	1.39
13. Tinkle, Tres-OSU	JR	30	115	3.8	89	3.0	1.29
14. Nowell, Jaylen-WASH	SO	36	112	3.1	106	2.9	1.06
15. Cheatham, Zylan-ASU	SR	34	108	3.2	103	3.0	1.05

## OFFENSIVE REBOUNDS

## Player-Team	CI	G	No.	Avg/G
1. Brown, Moses-UCLA	FR	32	108	3.38
2. Rakocovic, Nick-USC	JR	33	109	3.30
3. Sharma, Josh-STAN	SR	31	80	2.58
4. Johnson, Jayce-UTAH	JR	29	74	2.55
5. Dickerson, Noah-WASH	SR	36	87	2.42
6. White, Romello-ASU	SO	34	77	2.26
7. Jeter, Chase-ARIZ	JR	30	66	2.20
8. Bey, Tyler-COLO	SO	36	78	2.17
9. Cheatham, Zylan-ASU	SR	34	73	2.15
10. Tinkle, Tres-OSU	JR	30	60	2.00
11. Battey, Evan-COLO	FR	36	68	1.89
12. Hill, Jalen-UCLA	FR	33	62	1.88
13. Luther, Ryan-ARIZ	SR	32	59	1.84
14. Elleby, CJ-WSU	FR	32	51	1.59
15. Lake, De'Quon-ASU	SR	33	52	1.58

## DEFENSIVE REBOUNDS

## Player-Team	CI	G	No.	Avg/G
1. Cheatham, Zylan-ASU	SR	34	278	8.18
2. Bey, Tyler-COLO	SO	36	278	7.72
3. Tinkle, Tres-OSU	JR	30	183	6.10
4. Rakocovic, Nick-USC	JR	33	199	6.03
5. Franks, Robert-WSU	SR	27	158	5.85
6. Elleby, CJ-WSU	FR	32	176	5.50
7. Boatwright, Bennie-USC	SR	31	162	5.23
8. Johnson, Jayce-UTAH	JR	29	149	5.14
9. Dickerson, Noah-WASH	SR	36	183	5.08
10. Brown, Moses-UCLA	FR	32	158	4.94
11. Sharma, Josh-STAN	SR	31	141	4.55
12. Okpala, KZ-STAN	SO	29	131	4.52
13. Da Silva, Oscar-STAN	SO	31	140	4.52
14. Sueing, Justice-CAL	SO	31	140	4.52
15. Jeter, Chase-ARIZ	JR	30	131	4.37

## MINUTES PLAYED

## Player-Team	CI	G	No.	Avg/G
1. Thompson Jr., Stephen-OSU	SR	31	1136	36.65
2. Tinkle, Tres-OSU	JR	30	1092	36.40
3. Pritchard, Payton-ORE	JR	38	1349	35.50
4. Sueing, Justice-CAL	SO	31	1070	34.52
5. Austin, Paris-CAL	JR	29	999	34.45
6. Nowell, Jaylen-WASH	SO	36	1240	34.44
Franks, Robert-WSU	SR	27	930	34.44
8. Thompson, Ethan-OSU	SO	31	1065	34.35
9. Boatwright, Bennie-USC	SR	31	1038	33.48
10. Mathews, Jonah-USC	JR	33	1096	33.21




# HISTORY

2012 Pac-12 Champions

1997 1ST ROUND DRAFT PICK  
**CHAUNCEY BILLUPS**

5-time NBA All-Star, 2004 NBA Champion, 2004 NBA Finals MVP  
17-Year NBA Career (Retired Sept. 2014)





## COLORADO BASKETBALL HISTORY

A program first known as the Silver and Gold, won its first game back on Jan. 10, 1902 defeating State Prep School, 34-10. That game marked the beginning of what was to become an outstanding tradition of basketball at the University of Colorado.

The Silver and Gold became known as the Buffaloes in 1934, after CU students rented a buffalo calf for the final football game that year. Colorado has been a member of six conferences, joining the Rocky Mountain Conference in 1909, and then the Mountain States in 1937. The Buffs became a member of the Big Seven Conference in 1947, which became the Big Eight in 1958. The Big Eight and Southwest Conferences merged to create the Big 12 Conference in 1996, which Colorado was a member of until joining the Pac-12 Conference in 2011.

A total of 18 coaches have guided the Buffs to victory, but none more so than past leaders of Forrest B. "Frosty" Cox, H.B. Lee, Russell "Sox" Walseth, Ricardo Patton, and Tad Boyle.

### 1940 NIT Champions, Two Final Fours

Cox spent 13 years roaming the Balch Fieldhouse from 1936-50, collecting a 147-89 record. While at the helm, Cox's teams won four Mountain States titles, was the 1938 NIT runner-up, won the 1940 NIT, advanced to the 1940 NCAA Tournament and 1942 NCAA Final Four. He concluded his CU career with the best won-lost percentage (.623) of any CU coach of more than one season.

Some of CU basketball's finest moments were orchestrated by Lee from 1950-56. In six seasons, he guided the Buffaloes to a pair of Big Seven titles and back-to-back NCAA Tournaments, including the 1955 Final Four. It was the second Final Four trip for Colorado, who fell to eventual champion San Francisco in the semifinals. The Buffaloes rebounded to defeat Iowa in the third place game, cementing the program's best-ever national finish. That 1954-55 season saw Lee's squad win a then-school-best 19 games.

From 1957-76, basketball was under the direction of Walseth. His 261 wins are the most by any coach in school basketball history. Walseth led the Buffs to back-to-back Big Eight titles in 1961-62 and 1962-63, and both teams reached the NCAA second round before being eliminated by Cincinnati.

Walseth also engineered six Big Eight seasons where his teams finished third or better in the conference, including three titles (one shared). During the 1968-69

season, Walseth's team won a then-school best 21 games and during his tenure won 14 or more games in a season 11 times. His teams also had 13 winning seasons. Today, CU now plays on the "Sox Walseth Floor" in the CU Events Center, a tribute to Walseth's success as a Buff.

Coaches are not solely responsible for the success of each season, and the Buffs have had a wealth of outstanding talent on the hardwood in its proud past. Outstanding Buff performers range from Jack Harvey, CU's first All-American, to Chauncey Billups, the third pick in the 1997 NBA Draft. During that span players such as Hall of Famer Burdette Haldorson, Cliff Meely, Scott Wedman and Jay Humphries donned the Buffaloes' uniform.


The "Big Burd," as Haldorson was called, won the league scoring race in Colorado's 1953-54 and 1954-55 Big Seven championship seasons, netting 21.3 and 23.9 points per game, respectively. After CU finished third in the 1955 NCAA Tournament, Haldorson was selected to the AAU All-America team. His 13.8 rebounds per game that year is still a CU single season record. He would go on to win Olympic Gold with the 1956 and 1960 USA basketball teams.

Meely became another legendary player at Colorado from 1968-71. The sensational center-forward is the Buffaloes' all-time leader in rebounding average (12.1 rpg) and remains fourth in total boards with 971. In addition, Meely held a number of Big Eight scoring marks when his collegiate career ended in 1971.

Named an All-American for his performance during his senior campaign, Meely averaged 28.0 points and hauled in 11.9 rebounds per game. His 47-point, 25-rebound outing against Oklahoma was one highlight of that milestone season. Meely was a two-time Big Eight Player of the Year and led the Buffaloes to the conference title and NCAA Tournament in 1968-69.

The next Buff to make an impact was Wedman, a sharp-shooting forward from 1971-74. Wedman came to CU from Denver's Mullen High School and led the team in scoring and rebounding for two years, field goal percentage three years, and free throw percentage one year. Before leaving Colorado, Wedman was firmly established in the school record books.

His numbers placed him sixth in rebounding (No. 13 today), seventh in scoring (No. 22 today), and eighth in field goal percentage. After enjoying a successful 12-year stint in the NBA, Wedman concluded his professional career in 1987 with the Boston Celtics.



Frosty Cox



Sox Walseth





**Chauncey Billups**

## Coors Events Center and the Rise of the '90s

A major change in Colorado basketball came in 1979, when the team moved into the Colorado Events/Conference Center with its spacious seating capacity of 11,076. The facility was renamed the Coors Events/Conference Center in 1990, in honor of a donation made by Coors to the campus. The Coors name was synonymous with the arena for just under 28 years, before being renamed the CU Events Center on July 1, 2018.

Arguably the best and most exciting Buff of the 1980s was guard Jay Humphries. While running the Colorado offense from 1980-84, Humphries became the school's all-time assist leader (562), and graduated as the program's fourth-leading scorer with 1,306 points. His specialty, however, was defensive play. He's Colorado's all-time leader in steals with 309; 64 more than the closest alum. Humphries is the only Colorado player with 100-plus steals in a season and led the nation in thefts in 1982-83 with 115.

CU closed out the 1980s and began a new decade of Buffalo basketball with two greats, Shaun Vandiver and

Stevie Wise. Both Vandiver and Wise were instrumental in the school's run through the 1991 NIT, CU's first postseason appearance since making the NCAA Tourney in 1969. Colorado finished third in that NIT at the famed Madison Square Garden. Prior to the trip to New York City, the Buffaloes played in front of a standing-room only crowd and cut down the nets after defeating Arkansas State to advance to the semifinals.

Vandiver, a 6'10" center, who transferred to CU in 1988 after leading Hutchinson CC to the junior college national championship, worked his way up the Buff charts with an excellent shooting touch and a desire to hit the boards. A three-time All-Big Eight performer, Vandiver scored 1,876 points and grabbed 962 rebounds while shooting 54.7 percent from the field. All three of those numbers remain in the top five on Colorado's record book.

Wise too, left his mark in the CU record books. Coming to Boulder as a guard in 1987, he managed to suit up for 119 games in a Colorado uniform, at the time the fifth most in team history. Like Vandiver, he too loved to shoot, and is one of the Buffs' all-time three-point specialists. Wise also finished his career as the No. 3 scorer (1,727 points) and sits in seventh today.

Donnie Boyce marked the onset of the 1990s, as the Maywood, Ill., product took CU and the Big Eight by storm. After four incredible seasons, Boyce graduated as Colorado's all-time leading scorer with 1,995 points, a mark that would hold up for 13 seasons. He led the Buffaloes to an NIT bid as a senior in 1994-95.

Chauncey Billups continued CU's tradition of great players as he made his mark early in his career. In only his fourth game as a freshman, Billups posted the first triple-double in CU history. His 24-point, 11-assist, 11-rebound game against George Mason was a harbinger of great things to come for the 6'3" product from George Washington High School in Denver.

As a sophomore, Billups would lead Colorado to its first NCAA appearance (1996-97) in 28 years and earn many postseason accolades, including All-Big 12 first-team honors and first-team freshman All-America kudos from *Basketball Weekly* and *Basketball Times*. In two years, Billups scored over 1,000 points (1,020), becoming the 20th player in CU history to accomplish that feat.

## Into the 21st Century

The next great point-guard, Jaquay Walls, guided CU toward back-to-back 18 win seasons, both of which brought NIT bids. A junior college transfer who made

his impact immediately, Walls was named honorable mention All-Big 12 and to the All-Newcomer team in his junior season. As a senior, he was twice named Big 12 Player of the Week and had a 42-point performance against Iowa State, which set a Big 12 record and remains the top scoring performance by a Colorado player at the CU Events Center. His 15 overtime points in that game was also an NCAA record. That spring, he was selected by the Indiana Pacers in the NBA Draft.

Seven-footer David Harrison made his presence felt during the 2001-02 season being named to the Big 12 All-Freshman team and leading the Buffaloes in scoring (13.9 ppg). The only other players in CU history to stand over seven feet are Frank Wilcox (1955-56), Ben Mills (2010-14) and Dallas Walton (2017-present). Harrison also rewrote the CU record book in field goal percentage finishing the season with a stellar 63.8 percentage and third nationally.

Harrison set a school-record with 106 swats during the 2002-03 season, shattering the previous mark of 73. He also became the first player in school history and in the Big 12 to record a pair of triple-doubles (31 pts., 17 reb., 10 blocks against Stetson; 20 pts., 11 blocks, 10 rebs. versus Nebraska).


In 2002-03, CU made its first NCAA Tournament appearance since 1996-97. With 20 victories on the season, another feat only accomplished twice before by Patton in 1996-97 (22-10) and Sox Walseth in 1968-69 (21-7), the Buffaloes also upset four nationally ranked teams — all at home for the first-time ever.



**CU greets Jay Humphries and the late-Cliff Meely on the night when the Coors Events Center set an attendance record Dec. 5, 2012. The Buffs defeated Colorado State, 70-61 in front of 11,708 spectators.**

## CU IN THE HISTORY BOOKS

Colorado is one of just 12 schools to have ever qualified for the NCAA Tournament and the National Invitation Tournament (NIT) in the same year, as the Buffaloes made dual appearances in 1940, becoming the first school to ever do that. That year, CU won the NIT and finished fourth in the NCAA West Region. The other schools that have matched this feat are: Arizona (1951), Bradley (1950), Brigham Young (1951), City College of New York (which won both tourneys in 1950), Dayton (1952), Duquesne (1952), Kentucky (1949), North Carolina State (1951), St. John's (1951 and 1952), St. Louis University (1952), and Utah (1944).



David Harrison

Individually, the Buffaloes received four All-Big 12 honors with Michel Morandais (second team) along with Stephane Pelle earning third-team. Morandais and Harrison also were named to the Big 12's specialty teams as two of the conference's most-improved players. Pelle capped his four-year career with 1,367 points and 1,054 rebounds becoming the first of two CU men's basketball players to secure both 1,000 plateaus (Andre Roberson: 2010-13: 1,012pts., 1,045 rebs.). Pelle would go on to become — and to this day — is the school's all-time leading rebounder (1,054).

During the 2003-04 campaign, CU won 18 games for the fifth time under Patton and earned its third NIT berth in eight years. More impressively, the Buffaloes won 10 conference games, the most since recording 11 back in 1996-97 and earning the number four seed at the Big 12 Tournament in Dallas. Harrison also broke the school record for blocks in a career (225) and would on go to rewrite the blocked shot record book despite playing only three years and opting for the 2004 NBA Draft (29th overall, first round, Indiana Pacers).

The Buffaloes saw the arrival of Richard Roby in 2004-05 as he would become the first freshman since Billups (1995-96) to lead CU in scoring with 16 points per game and net double-digits 26 times in 30 games.

The 2005-06 Buffaloes won 20 games for the fourth time in their history en route to the NIT, with 14 of those coming at the Events Center tying the 2002-03 season for the most ever up until that time. The Buffs also re-wrote the school's 3-point record for made (240) and attempts (701), and Roby became the first CU player since 2003-04 and only the fourth player since 1996-97 to be named All-Big 12 first team. CU also reached the national stage by being ranked in back-to-back ESPN/USA Today Coaches' Polls, a school first since the 1996-97 campaign.

From 2007-10 the program was led by Jeff Bzdelik, who came from the United States Air Force Academy, where he led the Buffaloes to a 36-58 (.383) record. His best season was his last, a 15-16 mark and 6-10 in the Big 12 in 2009-10. Over his three seasons with the Buffs, Bzdelik experienced a series of near-misses, losing 27 single-digit games, 18 of those in the Big 12. The 27 losses were an average of 4.6 points.

In 2007-08, Richard Roby set the school scoring record becoming the first CU men's basketball player to eclipse the 2,000-point barrier netting 2,001 points (Cory Higgins would tie the mark in 2011). He would go on to set numerous school records over his outstanding four-year career. The Buffaloes became the first team in Big 12 history as the No. 12 seed in its post-season tournament to beat a No. 5 seed (Baylor).

Roby became the second Buff in its history to lead the team in scoring all four years (Boyce was the other).

In 2009-10, the Buffs provided a dual offensive punch with Higgins and super freshman Alec Burks. Higgins, garnered his second straight All-Big 12 third team honor, while Burks performed a CU first in the Buffs Big 12 history becoming the first Boulder athlete to earn conference freshman of the year honors.

Higgins and Burks scored 587 and 512 points, respectively becoming the first tandem to net over 500 points in the same season since the 1990-91 campaign. Burks would also lead the team in rebounding, only the second freshman since Matt Bullard in 1985-86.

Burks was also named to a number of post-season teams including the Big 12 All-Rookie Team, CollegeInsider.com All-America Freshman Team, 2009-10 *Basketball Times*' All-Freshman first team, CU Sports Performers of the Year (CUSPY) Male Freshman of the Year, and *Sporting News Magazine* All-Freshman second team.



Donnie Boyce



He became the first CU freshman to surpass 500 points in a single-season (512). He ranked fourth nationally of all freshmen in points per game (17.1) and field goal percentage (53.8).

## The Tad Boyle Era

Over the last nine years of Colorado Basketball, head coach Tad Boyle and his coaching staff, have built the Buffaloes into one of the elite Pac-12 Conference basketball programs, if not the nation.

In those nine years the Buffaloes have made eight postseason appearances, a school-first three consecutive NCAA Tournament berths; six 20-plus winning seasons, and a Pac-12 Conference Tournament championship. Under his tutelage, Boyle has won an impressive 189 games at CU, and his winning percentage of .606 ranks second in history for those coaches with at least four seasons.

Very impressive for coach and a basketball program that had only four 20-plus winning seasons before his arrival during the spring of 2010.

In those nine years, CU basketball history has been re-written altogether. Boyle's success has brought *ESPN College GameDay* to Boulder (Feb. 22, 2014); he has won a school record 24 games in a single-season, twice; home dominance at the CU Events Center with a 128-24 record (.842), in addition to school attendance records being broken, then re-broken a year later; and most importantly every senior that has made his final year on the Buff roster, has graduated (Boyle's staff is 26-for-26).

On the court, there have been nine all-tournament team selections; nine conference first-team recipients; two Most Improved Players of the Year, one Pac-12 Conference Defensive Player of the Year, two "Sixth Man of the Year" winners, and one Wooden Top-20 Finalist.

Over the last nine years, six student-athletes have gone on to reach the NBA; five hearing their names announced on draft day. George King was the 59th overall pick by the Phoenix Suns in 2018. Derrick White was the 29th overall pick by the San Antonio Spurs in 2017. Spencer Dinwiddie left school after his junior year (2013-14), where he was selected by Detroit in the second round of the 2014 NBA Draft (No. 38 overall). In 2012-13, Andre Roberson was selected in the first round (No. 26 overall) by Minnesota then traded to Oklahoma City. In the 2011 draft, Alec Burks, became CU's second-ever lottery pick, selected No. 12 overall by Utah.

Rounding out the six former players who have gone on to the NBA after playing for Boyle while at CU is the school's all-time co-scoring leader, Cory Higgins (2,001 points). Higgins played with the Charlotte Bobcats

from 2011-13. It should be noted that Higgins is one of several former Buffs to enjoy a successful professional career overseas, helping CSKA Moscow to a pair of EuroLeague championships.

Boyle made the most of his "dream job" in his first year, guiding the Buffaloes to a school-record 24 victories in 2010-11, capping the season with a spot in the NIT semifinals.

Named the 18th head coach in CU men's basketball history (on April 19, 2010), Boyle also etched his name among the school's great coaches becoming first head coach in 20 years to win his coaching debut. CU also won a school-record 18 home games at the Events Center and achieved their highest Big 12 finish (t-5th) since 2005-06.

Statistically, CU ranked first in the Big 12 and fifth nationally in free throw percentage (77.8). Boyle's efficient attack also ranked 12th nationally in scoring (79.6 ppg) and 19th nationally in field goal percentage (47.3).


Individually, the Buffs were led by Burks, who would score a single-season school record 779 points, in addition setting the school mark for most free throws made (249) and attempts (302) in a single-season. He would also become the first player at CU to score over 770 points, 240 rebounds, 100 assists in same season.

A Top-20 Wooden Award finalist and unanimous Big 12 Conference first team selection, Burks was 18th nationally in scoring with 20.5 points per game.

And for the first time in the 15-year Big 12 Championship history, the Buffs advanced to the conference semifinals where Burks became the first CU player to be named to the all-tourney team. Later in the season, the Grandview, Mo. native would be named to the NIT All-Tournament Team (97 points in four games, 24.3 ppg.).

The 2010-11 team was not comprised by one individual, but a cast of others who led to the Buffs success throughout the season. Cory Higgins would end his stellar four-year with 2,001 points, tying former teammate Richard Roby (2004-08), for the most in team history. Higgins was a three-time third team conference selection, also set a number of school records also becoming the career leader in minutes (4,478), games (132, today he's second), starts (131), and single-season minutes played (1,222) set in 2010-11.

Sharp-shooter Levi Knutson ended his career making the fifth most treys (81) in a season during CU's NIT run. The Littleton, Colo. native set the single-season mark for 3-point efficiency (47.4 percent) and notched his name among long-range shooting greats finishing



Stephane Pelle

third overall in career 39.3 career percentage, and tied for sixth in treys made (129).

Andre Roberson also made his presence felt during his initial season setting the freshman rebounding (297) and blocked shot (42) records. Roberson also became the first freshman to lead any CU team in rebounds, steals (51), and blocks. The feat among the Big 12 was a rarity, as Roberson became only the fourth conference player to accomplish it.

The 2011-12 season welcomed a new addition to the Events Center since the building first opened in 1979. A basketball and volleyball practice facility located adjacent to the north side of Events Center. The facility is 43,000 square feet of space featuring two basketball/volleyball courts; women's basketball locker rooms; and volleyball coaches' offices costing \$10.8 million, funded from private funds.

It was nine years since CU last danced in the NCAA Tournament and in one of the greatest seasons ever, then-second year head coach Tad Boyle equaled the previous season's win total (24), advanced to the NCAA Tourney third round, and won the inaugural Pac-12

Tournament championship by winning four games in four days as the No. 6 seed.

The conference regular season had its ups and downs where at one point, CU could have ended the season as the number one or two seed in the tournament. However, losing three of its last four games and dropping to the No. 6 overall seed, the Buffs overcame No. 11 seed Utah, 53-41 on the opening night at the Staples Center in Los Angeles.

On the day two CU edged No. 3 seed Oregon, 63-62. In the semifinals, CU took care of No. 2 Cal, 70-59 on 59.1 percent shooting from the field in the second half. Senior guard Carlon Brown breakaway windmill dunk served as an exclamation point in the final minute of CU's victory. The play was No. 4 on *SportsCenter's* Top 10 plays of the day.

In the finals, the Buffs held on again for another upset, edging No. 4 seed Arizona, 53-51 after leading the Wildcats by 12 points in the second half. CU scored only three points in the last nine minutes of the game, however, Brown had a highlight reel dunk in the final minute, snapping a streak of 8:19 without a field goal. CU became the first team to win four games in Pac-12 Conference Tournament history, and just the 10th team from the "big six" conferences to do so since 1952. At the NCAA Tournament, the Buffs, seeded No. 11 upset No. 6 and No. 23/25 ranked UNLV in the first round, then fell to No. 3 Baylor, 80-63, two days later.

Brown was named the tournament's most outstanding player, in addition being named to the all-tournament. Andre Roberson also earned all-tournament team had a superb sophomore year becoming the first CU player to average a double-double for the entire season (11.6 ppg., 11.1 rpg.) since Stephane Pelle (2001-02; 12.8 ppg., 10.8 rpg.). Roberson also became the 12th player in school history to lead the team in rebounding in back-to-back seasons, and just the third CU player to lead the team in rebounds, blocks, and steals in the same season, duplicating that feat during his freshman season.

In addition, Roberson set the single-season rebounding record (401) breaking a 58-year old record (Burdette Haldorson, 1954-55); set the single-season defensive rebounding record (290) breaking the 225 by Shaun Vandiver (1989-90), 23 years prior; and shattered sophomore season record for most rebounds, topping the old mark of 337 (Cliff Meely in 1968-69).

Roberson ranked third nationally in rebounds per game, and his 11.1 average was the program's highest since Alex Stivrins in 1984-85 (11.7 rpg). Roberson finished the season with 20 double-doubles, fifth nationally and was No. 54 nationally in blocked shots (1.86).

Attendance records also set a brand new high standard as the men's basketball team was the best ticket in town setting a number of school records, including seven sellouts; 12 of 15 home games exceeded 10,000 fans or better, in addition to season total (155,884); season average (10,392); conference total (94,371); conference average (10,486); and non-conference total (61,513).

In year two of the conference, Roberson (first team, defensive player of the year, all-defensive team); Dinwiddie (first team) and Josh Scott (all-freshman team) all earned post-season accolades.

Although the 2012-13 season did not capture the exciting moments of another Pac-12 Tournament championship, the Buffs did see another exciting year ranking No. 1 in Pac-12 Conference-only defense (62.2 ppg.); No. 1 in Pac-12 Conference Team (all games); 3-Point Defense (32.0). They also defeated four ranked opponents, a first since 2002-03 and won three-straight road conference games for the first time since 2000-01.

The 2011-12 and 2012-13 seasons marked back-to-back NCAA Tournament berths for the first time in 50 years. The Buffaloes have reached unprecedented

heights in the win column. CU won a school record 24 games in both 2010-11 and 2011-12, with another 21 victories in 2012-13. The 69 wins were the most in any three-year span in school history.

In 2013-14, the Buffaloes produced another banner year for the program by being seeded eighth at the NCAA Tournament, the highest seed since being the number nine in the 1997 tournament. The 23 victories were the third-most in school history and the Buffaloes' third place Pac-12 finish was the program's best in 18 years.

Attendance records fell once again as the Buffaloes drew 173,429 overall and 84,133 during the nonconference schedule.

For the first time in program history the men's basketball team had seen four-straight seasons where conference attendance exceeded 9,000 fans per game while overall season attendance reached 124,000 each year.

Josh Scott was named All-Pac-12 first team; Askia Booker was an All-Pac-12 honorable mention; and Wesley Gordon an honorable mention on All-Freshman team. Wesley Gordon finished with 41 blocks, the second-most by a freshman.

After a 16-18 record in 2014-15, which still saw the Buffaloes reach a fifth-straight postseason tournament (CBI), Colorado recorded its ninth 20-win season in 2015-16, and fifth in six years while also advancing to the program's 14th NCAA Tournament. The Buffaloes won 21 regular season games, tying a school record, before finishing off the campaign at 22-12.

Colorado made its school-record seventh straight postseason appearance in 2016-17, earning a berth in the NIT.

In 2017-18, Colorado had the youngest team of the Boyle tenure, with nine players that had not played a minute in a Buffaloes' uniform prior to the season. Colorado still had 17 wins, including back-to-back wins over Top 15 teams for the first time in program history.

That core group returned in 2018-19 finishing with a 23-13 record, advancing to the NIT Quarterfinals. The 23 wins tied for the third most in team history and just one off the school record. Colorado won 12 of 16 games down the stretch, giving the program its sixth 20-win season in the Boyle era.

Entering 2019-20, the Buffaloes boast an all-time record of 1,316-1,214 (.521) in 116 seasons.



Cory Higgins



## ESPN COLLEGE GAMEDAY

ESPN's basketball rendition of *College GameDay*, in existence for a decade, made its first appearance at the University of Colorado, February 22, 2014.

The telecast from the Coors Events Center was a spectacle from start to finish, with the C-Unit making its presence more than apparent to the national TV audience.

For over two hours, the collective body of CU students – dubbed the C-Unit in 2004 – brought energy, costumes, and witty signs to the *GameDay* party as a way to kick off the day's national basketball schedule. The lead attraction was Saturday night's Pac-12 Conference game matching CU against No. 4 Arizona.

*GameDay* was hosted by Rece Davis and featured insights from former Notre Dame head coach Digger Phelps and former Duke star Jay Williams.

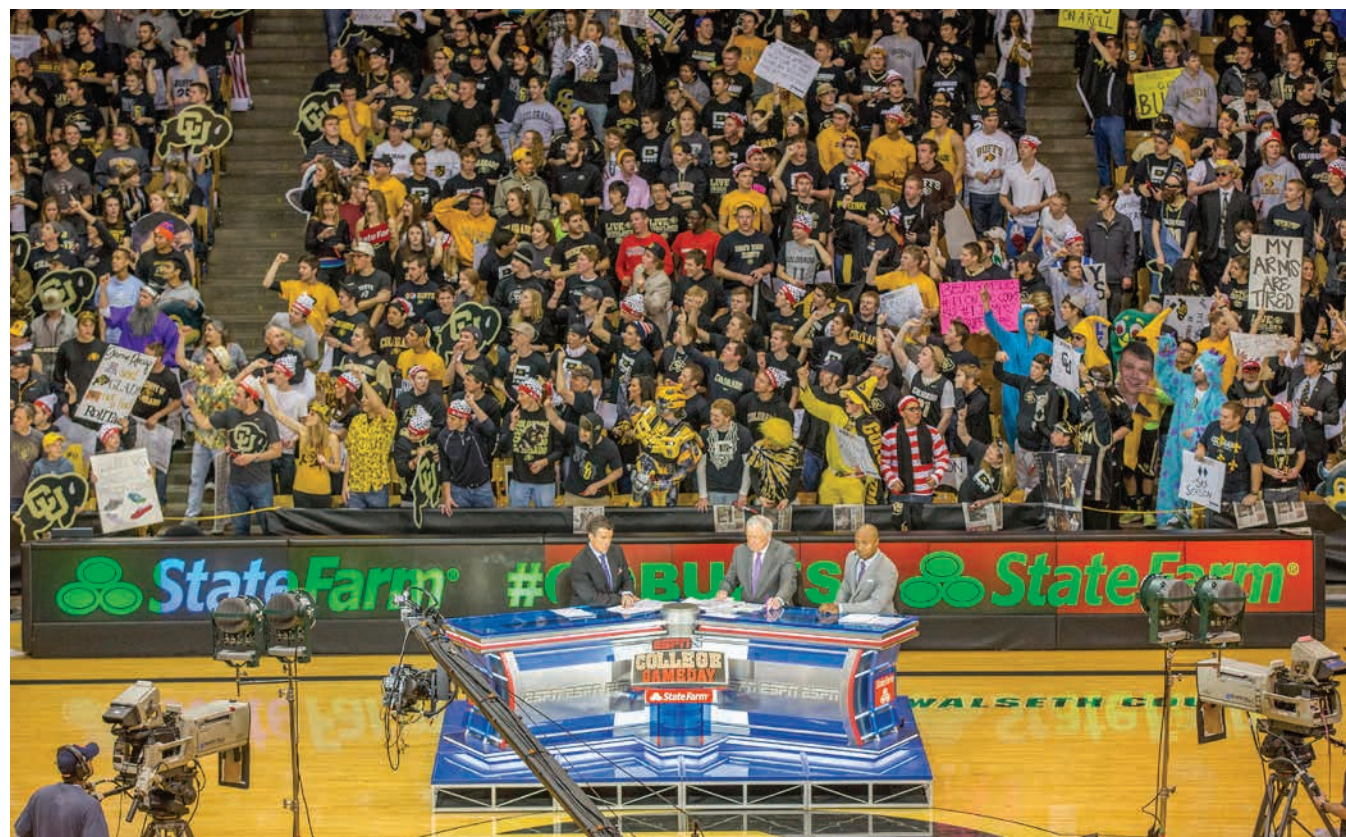
After the morning event, Davis spoke with CU athletic director Rick George and told him the "environment and the enthusiasm was right up there with the best that they have seen" for *GameDay*. "The crowd was attentive, they were into it, they listened to what we were saying on the show and responded accordingly," Davis said. "CU put on a great show."

Students began lining up outside the Events Center, Friday at 11 p.m. and by 5:45 a.m. Saturday there was about 300 students clamoring for their chance to be on national TV. Conditions weren't ideal (high winds and low temperatures), but that wasn't going to stop any crazed fans.

The event goes beyond students showing off their creative humor and asking parents for money via home-made signs; it provides the university a stage to tell the rest of the country what CU is all about – and the school did that Saturday.

Colorado coach Tad Boyle is also hoping to use the exposure for his own recruiting purposes as he seeks to build a national power in Boulder.

Boyle had previously said that being selected to host *GameDay* was, "a testament to our players, a testament to our fans, a testament to our coaches and how far this program has come."





It's no coincidence that *GameDay* chose to come to Boulder when the Buffaloes host the nation's fourth-ranked team. However, Saturday's event was more about CU basketball and the atmosphere that has developed at the Coors Events Center during the Boyle regime.

Arizona hosted its first *GameDay* event on January 28, 2012, and according to Bruce Pascoe of the *Arizona Daily Star*, the turnout Colorado received was comparable – if not better – than that of the Wildcats, who boast four Final Four appearances and one national championship.

Colorado is proving that its fan support belongs with some of the best in the nation and hopes to prove that its level of play belongs in the same category.

Reflecting on the days when the average attendance at the Coors Events Center was about 3,000 – compared to the nearly 10,000 this season – *GameDay* being on campus is a culmination of everything we could have ever envisioned when we first moved the C-Unit to behind the basket where they stand today.

"Our students showed themselves well, and their enthusiasm to be out here at six in the morning says a lot about our fans," George said. "It was awesome, you can't measure this kind of exposure."





## PAC-12 TOURNAMENT CHAMPIONS

**LOS ANGELES** - Dust off those dancing shoes, Buffs fans. Pac-12 hoops, who's your Taddy?

The improbable, unflappable, and in the very end undeniable Colorado Buffaloes made history, outlasting Arizona 53-51 at the Staples Center to win the Pac-12 Conference tournament championship in their debut season in the expanded league.

CU is a conference tournament champion for the first time in program history and in the NCAA Tournament for the first time since 2003 after earning the Pac-12's automatic berth.

A season after being denied an NCAA Tournament berth and losing 75 percent of his offense, CU coach Tad Boyle reloaded as best he could and hoped for the best. But Boyle constructed his second season in Boulder with more determination than dreams, ultimately squeezing and coaxing every ounce of effort out of the Buffs during a taxing four-day Pac-12 run that followed a dismaying regular-season finish.

Losing three of its final four games, CU dropped from regular-season title contenders to a sixth tournament seed. No problem; rising up in L.A. was the Buffs' mission. They did it in grand - if gut-wrenching - style, and they did it the hard way, winning four games in four days.

CU (23-11) almost squandered a 12-point lead, scoring only three points in the last 9 minutes but still denying No. 4 seed Arizona (23-11) in its comeback attempt.

"Saying I'm proud of these guys is the biggest understatement I've ever made," Boyle said. "If you believe in destiny, you believe in the Colorado Buffaloes."

Freshman Spencer Dinwiddie led CU with 14 points, and senior Carlton Brown - the Buffs leading scorer in the tournament - added 13, including a dunk in the final minute that was his team's last field goal. Sophomore Andre Roberson submitted his third double-double (10 points, 11 rebounds) in four tournament games.


Brown was named the tournament MVP, highlighting a two-week run that saw him hit lows, highs and finish as high as he's ever been.

Said Boyle on Brown: "I think what you saw out of Carlton these last four games is he's a guy who put this team on his shoulders. He's been more vocal than he's been all year in timeouts, in huddles, on the floor, encouraging his teammates . . . (He) deserves the MVP of this tournament because he was big when we needed him to be big."

Brown, the only member of the CU roster to play in the NCAA Tournament (with Utah), said the late-season scoring slump he encountered finally was put behind him: "I just tried to put everything in the past, knowing I had this opportunity to be aggressive and play in this tournament . . . I just let everything go."

Roberson also was named to the all-tournament team, joining Jared Cunningham (Oregon State), Kyle Fogg (Arizona), Solomon Hill (Arizona) and Jesse Perry (Arizona). That trio led the Wildcats in scoring Saturday - Fogg with 14, Hill with 13 and Perry with 11.

Arizona coach Sean Miller was effusive in congratulating CU and Boyle: "I want to say the job that Tad Boyle has done at Colorado and what Colorado represents to the future of the Pac-12, I can make the argument that





there's been no greater gift to college basketball in the Pac-12 than adding Colorado."

Miller said whoever draws CU in the NCAA Tournament "is running into a hungry, well-coached, disciplined team. I really believe that's the story of today. They beat us. They were the better team."

CU had 8- to 10-point cushions in the final 10 minutes of the previous two games and held on - barely against Oregon, handily against Cal. But could the Buffs stay composed in their biggest tournament game thus far?

Some doubt surfaced when Arizona scored five straight and cut its deficit to 50-43 on one of two free throws by Perry with 5:29 remaining. And no nerves were calmed when Tomlinson and Askia Booker both misfired badly on consecutive possessions from the same spot in the left corner.

The Wildcats capitalized on those botched trips with a layup by Hill to cap a 7-0 run and close to 50-45 with 4 minutes remaining. At the 1:41 mark, without a field goal in almost 8 minutes and seven consecutive missed shots, Boyle called a timeout.

It might not have been what Boyle had drawn up, but Roberson drove to the basket as the shot clock wound down and was fouled with 1:23 showing. He hit one of two, sending CU up 51-46.

At the other end, 22 seconds later, Perry sank two free throws, but Brown drove the lane and countered with a thunderous dunk to push the Buffs ahead 53-47 with 49 seconds to play.

CU's first trip to the NCAA Tournament in nine seasons appeared all but booked . . . but not quite. Fogg's pair of free throws at 34.5 cut CU's lead to 53-49, and Hill also converted at the other end to make the score 53-51.

Dufault, who let a pass from Tomlinson bound away from him for a turnover, also missed a pair of free throws with 14.4 to play.

"It would have been nice if we had ended the game smoother . . . if I could have knocked down a couple of free throws or caught that pass," Dufault said.

Arizona had a final chance, but Fogg's tightly contested shot with 1.4 seconds left was badly off to the left.

Continued Dufault: "We went down to the other end, and once again we just dug in defensively and got a stop."

It was done . . . CU in the Big Dance.





## COLORADO TIMELINE

**Jan. 10, 1902** — Colorado defeats State Prep School in Boulder, 34-10, in CU's first game in history.

**Dec. 13, 1906** — Frank R. Castleman assumes the duties as Colorado's first head basketball coach. Castleman also serves as football coach and athletic director.

**Jan. 30, 1909** — Colorado joins the Rocky Mountain Conference, its first conference affiliation in history.

**Feb. 22, 1910** — CU drops a 36-21 decision to Colorado Mines, as the two schools tie for the first Rocky Mountain Conference basketball title.

**Aug. 14, 1912** — John McFadden is named Colorado's second head coach.

**Feb. 25, 1913** — Colorado beats Denver in Boulder, 26-12, to win their first outright RMC basketball title.

**Jan. 24, 1914** — Colorado defeats Colorado A&M (later Colorado State), 26-23, to clinch its second straight RMC title.

**July 11, 1914** — James N. Ashmore is named the third head coach in Colorado's history.

**March 11, 1916** — Colorado dumps Colorado A&M, 27-20, to grab a share of the RMC title with Colorado College.

**May 18, 1917** — Joe Mills is named Colorado's fifth head coach.

**March 29, 1919** — Colorado wins the RMC Eastern Division by downing Colorado A&M in Boulder, 32-18.

**March 13, 1920** — Colorado's 27-10 victory at Denver is the 100th win in CU history.



The 1946 Buff team heading for the NCAA Tournament.

**March 19, 1920** — Colorado wins RMC Eastern Division title for the second year in a row with a 27-19 win over Colorado Mines in Boulder.

**March 5, 1921** — Colorado nabs its third straight RMC Eastern Division title with a 26-14 victory at Denver. The win also gives Colorado an undefeated season record of 8-0.

**June 11, 1924** — Howard Beresford is named the sixth head coach in Colorado's basketball history.

**March 2, 1929** — CU wins at Colorado College, 35-27, to reclaim the RMC Eastern Division title after an eight-year dry spell.

**Feb. 28, 1930** — Colorado beats Colorado College in Boulder, 27-24, to win RMC Eastern Division for second straight year.

**May 20, 1933** — Henry P. Iba is named Colorado's seventh head coach.

**Feb. 21, 1934** — Colorado's 29-18 verdict over Colorado College in Boulder is the 200th cage win in Colorado history.

**April 7, 1934** — Earl "Dutch" Clark is named Colorado's eighth head coach.

**Nov. 10, 1934** — Colorado adopts the nickname "Buffaloes" at the annual football homecoming game. The new "Bufs" win over Utah, 7-6.

**May 11, 1935** — Forrest B. "Frosty" Cox is named Colorado's ninth head coach.

**Jan. 8, 1937** — Bufs win 43-38 over University of Denver in the first game played at the brand new CU Fieldhouse, located next to Folsom Field.

**Dec. 1, 1937** — Bufs leave the Rocky Mountain Conference with six other area schools to form the Mountain States Conference.

**Feb. 19, 1938** — Colorado's 58-38 romp of the Pioneers at Denver gives the Bufs their first Mountain States Conference basketball title.

**March 14-16, 1938** — Colorado participates in their first postseason tournament ever. The Bufs beat New York University, 48-47, in the semifinal round at the National Invitation Tournament in New York City. Two days later, CU fell to Temple in the finals of the 1938 NIT Championship, 60-34.

**Feb. 24, 1939** — Colorado's 38-26 victory at Utah clinches the MSC title for the Bufs.

**April 3, 1939** — Jack Harvey becomes the first Buff to be named All-America. Jim Willcoxson is also named All-America.

**March 2, 1940** — Bufs' conquest at Denver, 52-37, gives CU its third straight MSC title.

**March 13-15, 1940** — Colorado returns to the NIT for the second time, and defeats DePaul in the semifinal round 52-37. The Bufs deck Duquesne, 51-40, to claim their first NIT Championship.

**March 22-23, 1940** — Colorado is invited to its first NCAA Tournament after winning the NIT crown. Southern California beats the Bufs 38-32 in the first round, played in Kansas City. The Bufs then drop the consolation game to Rice, 60-56, in overtime.

**April 2, 1940** — Jack Harvey repeats as an All-America selection.

**March 7, 1942** — The Bufs' 57-46 verdict at Utah State gives CU its fourth MSC title in five years.

**March 20-22, 1942** — Bufs defeat Kansas in the first round of the NCAA Tournament, 46-44 in Kansas City, to advance to their first NCAA Final Four. Colorado drops a 46-35 decision to Stanford, and ties for third place in the process.

**March 30, 1942** — Robert Doll and Leason McCloud are both named All-Americans.


**Jan. 26, 1945** — Bufs' 62-32 win over Utah State in Boulder is the 300th win in Colorado basketball history.

**March 22-23, 1946** — Colorado returns to the NCAA Tournament and falls to California, 50-44, in the first round at Kansas City, but wins the consolation game in a 59-44 rout of Baylor.

**Dec. 1, 1947** — Colorado leaves the Mountain States Conference to join the Missouri Valley Intercollegiate Athletic



The 1929 Colorado Buffaloes won the Rocky Mountain Conference Eastern Division title.



**Head Coach Sox Walseth and the 1961-62 Big Eight Conference Trophy with Eric Lee (#4), Milt Mueller (#13), Jim Davis (#20) and Ken Charlton (#23).**

Association, also known as the Big Seven, joining Kansas, Kansas State, Missouri, Nebraska, Oklahoma and Iowa State.

**Feb. 7, 1948** — Colorado's 33-32 victory at Iowa State is the first Big Seven Conference victory for the Buffs.

**April 4, 1950** — H. B. "Bebe" Lee is named 10th head coach in CU history.

**Feb. 23, 1952** — The Buffaloes score their first-ever victory over the nation's No. 2-ranked team, beating Kansas State 67-57 in Boulder.

**March 6, 1954** — Colorado's 79-76 victory over Kansas State in Boulder gives Colorado a share of the conference title with Kansas — its first Big Seven first place finish.

**March 11-12, 1954** — Bradley defeats Colorado, 76-64, in first-round action of the NCAA Tournament at Stillwater, Oklahoma. Colorado also drops the consolation game to Rice, 78-55.

**Feb. 28, 1955** — Colorado's 66-57 victory at Missouri clinches first place in the Big Seven for the Buffs. It is their first outright Big Seven title. The win also marks the 400th in Colorado hoops history.

**March 10-21, 1955** — Colorado returns once again to the NCAA Tournament, as the Buffs defeat Tulsa in the second round at Lawrence, Kan., 69-59. The Buffs avenged 1954's defeat to Bradley, as Colorado blasts the Braves 93-81 in the Regional Championship. The win advances Colorado to the NCAA Final Four at Kansas City, where San Francisco beats the Buffs, 62-50. Colorado bounces back to win the national third place game, however, as they defeat Iowa 75-54.

**April 1, 1955** — Burdette Halderson is named to the All-American team.

**March 19, 1956** — Russell "Sox" Walseth is named Colorado's 11th head coach.

**March 10, 1962** — Colorado beats Kansas in Boulder, 63-59 to win the Big Eight title.

**March 17-20, 1962** — Colorado beats Texas Tech, 67-60 at Manhattan, Kansas, to advance to the NCAA Midwest Regional Championship. Cincinnati stings the Buffs, 73-46 in the Regional Championship game.

**Dec. 3, 1962** — Colorado's 79-69 victory over Wichita State is the 500th win in Buff history.

**March 9, 1963** — Colorado's 69-56 victory in Manhattan over Kansas State gives CU a share of the Big Eight title with the Wildcats. Colorado advances to the NCAA playoffs because it has more wins.

**Mar. 16-19, 1963** — Colorado whips Oklahoma City at Lawrence, 78-72, to advance to the NCAA Regional Championship again. And again, the opponent is Cincinnati, who beats the Buffs for the second straight year, 67-60, to win the Midwest Regional Championship.

**March 26, 1963** — Ken Charlton becomes the fifth Colorado Buffalo to be named All-America.

**Feb. 8, 1969** — Colorado's 83-81 conquest of Nebraska in Boulder is the 600th all-time win in Colorado basketball history.

**March 8, 1969** — Buffs beat Missouri in Boulder, 92-73, to win the Big Eight title.

**March 11-12, 1969** — Colorado and Colorado State get together for the first time on the basketball court since the 1959-60 season in the NCAA Midwest Regional Playoffs. The Rams emerge victorious, 64-56, despite Cliff Meely's 32 points. Colorado does win the consolation game, however, 97-82 over Texas A&M.

**Feb. 13, 1971** — Cliff Meely sets a Buff record by scoring 47 points (and also pulls down 25 rebounds) in a 99-69 blowout of Oklahoma in Boulder.

**March 17, 1971** — Cliff Meely's jersey number "20" is retired in his honor following the 1970-71 season. Meely leaves Colorado as the Buffs' all-time scoring leader with 1,940 points, and also leaves as the leader in rebounds with 971. He also holds 13 other records at the time he leaves CU.


**March 27, 1971** — Cliff Meely is named All-America, the seventh Buff to achieve that honor.

**April 4, 1976** — Bill Blair is named CU's 12th head coach.

**Dec. 2, 1978** — Colorado's 66-62 triumph over South Dakota State in Boulder is the 700th cage win in Colorado history.

**Feb. 24, 1979** — Kansas beats Colorado, 71-60, in the final game to be played at Balch Fieldhouse.

**Nov. 8, 1979** — A crowd of 9,679, turns out to see the Russian Nationals defeat the Buffs, 88-73. The game is the first ever in the CU Events/Conference Center.



**During the 1962-63 season, Ken Charlton became CU's fifth All-American.**



**March 3, 1981** — Buffs win 70-66 at Nebraska, only the second time in the five year history of Big Eight playoffs that a team wins on the road.

**March 6, 1981** — Colorado makes its first appearance in Big Eight "final four" at Kansas City; loses to Kansas State, 64-61.

**April 4, 1981** — Tom Apke is named Colorado's 13th head basketball coach.

**Jan. 22, 1983** — The first sellout crowd of 11,199 turns out at the CU Events/Conference Center to see the Buffs beat Nebraska, 72-69.

**March 7, 1984** — CU's 65-62 win at Iowa State earns the team its second trip to the league's final four in Kansas City, where Oklahoma beats CU, 90-78, two days later. Colorado becomes the first team in league history to win twice on the road in the league playoffs.

**Dec. 11, 1985** — Colorado's 78-65 victory over Colorado State in Boulder is the 800th cage win in CU history.

**April 2, 1986** — Tom Miller is named Colorado's 14th head basketball coach.

**Feb. 13, 1988** — Colorado wins its 500th game in Boulder as the Buffs beat Oklahoma State 73-71.

**March 1989** — Shaun Vandiver is named the Big Eight's Newcomer-of-the-Year, marking the first time in league history the honor is bestowed upon a CU player.

**March 9-11, 1990** — Buffs pull back-to-back upsets over Missouri and Oklahoma State to become the first eighth-seeded team to make it to the championship game of the Big Eight Postseason Tournament.

**March 1990** — Colorado's Shaun Vandiver and Stevie Wise finish as the Big Eight's No. 1 and 2 scorers, respectively, marking the first time two Buffs have accomplished that.

**March 29, 1990** — Joe Harrington is named Colorado's 15th head basketball coach.

**Sept., 1990** — The Events/Conference Center, home of the Buffs, is renamed the Coors Events Center.

**Dec., 1990** — Colorado scores a school record 124 points (twice) against Central

Connecticut State (Dec. 7) and then vs. Tennessee State (Dec. 29).

**Feb. 16, 1991** — The Buffs win at Iowa State (84-78) to snap their 56-game league regular-season road losing streak.

**March 1991** — CU breaks a 22-year postseason drought and receives a bid to the National Invitation Tournament. The Buffs win three straight to make the NIT's Final Four in New York City and finish third in the tourney.

**March 18, 1991** — The largest crowd to date in Events Center history (11,291) sees the Buffs beat Wyoming, 83-75, in the NIT's second round.

**Feb. 5, 1992** — A 70-68 overtime victory in Boulder over Oklahoma ends CU's 28-game losing streak to the Sooners. OU is ranked No. 22 in the country.

**Feb. 12, 1992** — The Buffs beat the nation's No. 2-ranked team for only the second time in school history with their 57-53 win over No. 2 Oklahoma State, in Boulder.

**March, 1993** — Teammates Poncho Hodges and Ted Allen finish first and second in the conference in blocked shots, the first time since 1953 that two teammates rank one-two in that category.

**Dec. 6, 1993** — Guard Donnie Boyce breaks the 1,000-point plateau in his 16-point effort at Colorado State.

**March 1994** — Donnie Boyce gains first-team all-Big Eight accolades for the second straight year.


**Jan. 17, 1995** — Ted Allen becomes CU's all-time leader in blocked shots after swatting five against Texas-San Antonio.

**Feb. 22, 1995** — Colorado wins its 900th game in program history, a 67-64 triumph over Washington in Boulder.

**Feb. 25, 1995** — Donnie Boyce becomes CU's all-time leading scorer in the Buffs' 80-74 win at Nebraska.

**March 12, 1995** — Colorado receives a bid to the 1995 NIT, just its second postseason invitation in 25 years and first since 1991.

**Dec. 2, 1996** — Colorado establishes a single-game scoring record in its 132-117 overtime win over George Mason



Stephane Pelle stands with Cliff Meely after CU's 98-83 home victory over Texas A&M on Feb. 15, 2003. Pelle broke Meely's rebounding mark of 971 with 12 boards against the Aggies. Pelle finished his four-year career with 1,054, the most rebounds in school history.

in Boulder. Also in this game, freshman Chauncey Billups assembles the first triple-double (and sixth in Big Eight History) with his 24-point, 11-rebound, 11-assist effort.

**Feb. 16, 1996** — Following Colorado's 82-80 overtime loss at home to Southern Utah, Joe Harrington announces his resignation as head coach. Ricardo Patton is named interim head coach by then-athletic director Bill Marolt.

**Feb. 29, 1996** — Ricardo Patton gains his first win as CU's head coach, a 106-94 victory over Missouri on ESPN.

**March 5, 1996** — Patton is named head coach on a permanent basis, becoming the 16th head mentor in program history.

**Jan. 11, 1997** — Colorado breaks the nation's longest home court winning streak, defeating No. 20 Texas Tech 80-78 in Lubbock. The win also gives CU its first win on the road against a nationally ranked opponent since 1973.

**Jan. 20, 1997** — Ranked 18th in the AP poll, CU earns its first national ranking since Dec. 30, 1969, a span of 9,882 days.

**Feb. 24, 1997** — Colorado defeats Wofford 65-58 to earn its second 20-win season in program history.

**Feb. 24, 1997** — Basketball Times names CU sophomore Chauncey Billups a first-team All-American, the eighth in CU history



Blair Wilson broke the 3-point school record held by Stevie Wise (214, 1987-91) with six treys in CU's 88-70 victory over Iowa State on Jan. 17, 2004.

(ninth overall honor). The Associated Press later honors Billups as well.

**March 9, 1997** — Colorado is selected to participate in the NCAA Tournament for the first time since the 1968-69 season.

**March 13, 1997** — With 24 points versus Indiana, Chauncey Billups becomes the 19th CU player to score over 1,000 points. He finishes his career with 1,020. Colorado defeats Indiana 80-62 for its 22nd win of the season the most in CU history.

**March 4, 1998** — Kenny Price is named the Big 12 Newcomer of the Year.

**March 4, 1999** — Colorado breaks a nine-game conference tournament losing streak with a 69-61 win over Iowa State in Kansas City.

**March 5, 1999** — Kenny Price's nine three-pointers against Texas in the second

round of the Big 12 tournament sets a single-game CU record, and helps Price to his total of 97 for the year, the highest single-season total in CU history.

**March 10, 1999** — Colorado beats Pepperdine, 65-61 in the first round of the National Invitation tournament. It marks the second time in three full years as head coach Richard Patton has led the Buffs to the postseason.

**March 16, 2000** — Colorado hosts Southern Illinois in an opening round NIT game. It marks CU's third post-season berth in four years.

**Jan. 22, 2001** — Jamahl Mosley reaches the 1,000 point plateau. He'll finish the season 13th all-time with 1,171 points. That same night, a 5th ranked Kansas team will help draw an Events Center attendance record of 11,363.

**March 8, 2001** — Colorado finishes their season 15-15, the first time in 35 years the Buffs have had three consecutive .500 seasons or better.

**Nov. 19, 2001** — Colorado wins its 1,000 game in its history defeating Regis, 77-56 at the Coors Events/Conference Center. The Buffs are the 10th Big 12 school to reach the 1,000 win plateau.

**Jan. 16, 2002** — Head Coach Ricardo Patton earns his 100th career coaching victory with an exciting last second home win over Iowa State, 63-61. Stephane Pelle converted a 10-foot fade away with 2.9 seconds remaining.

**March 6, 2002** — Stephane Pelle earns his first Big 12 post-season honor earning a third-team selection by the conference coaches.

**Nov. 24, 2002** — Stephane Pelle becomes the 20th player in CU history to score 1,000 points in his career with 15 points in the Buffaloes 107-74 victory over Stetson. Pelle converted lay up at 10:26 of the second half. David Harrison becomes the first CU player since 1995 to record a triple-double. Harrison scored 31 points, grabbed 17 rebounds and blocked 10 shots against the Hatters.

**Jan. 22, 2003** — For the first time since Feb. 20, 1991, CU defeated Kansas, 60-59 at the Events Center. The victory over the Jayhawks snapped a 27-game losing streak to its conference nemesis and broke

KU's 23-game Big 12 winning streak. Stephane Pelle's 10-footer with 25 seconds remaining was the difference.

**Feb. 4, 2003** — Michel Morandais scored 24 points with seven assists, three steals and was 3-of-3 from the 3-point arc helping CU upset No. 3 Texas, 93-80. The Buffs went on a 13-0 run to end the game and its win was the biggest victory over a ranked team since 1991-92 when CU defeated No. 2 Oklahoma State.

**Feb. 15, 2003** — Stephane Pelle breaks Cliff Meely's (1968-71) school record of 971 rebounds with 12 of his own to become CU's all-time leading rebounder with 974 with nine games remaining to play.

**Feb. 22, 2003** — Michel Morandais notched his first career double-double with 17 points and 10 assists and Blair Wilson made 6 3-pointers for a game-high 26 points leading CU to an 89-68 rout of Missouri in Boulder. It was CU's third win over nationally-ranked team of the season.

**Feb. 25, 2003** — Stephane Pelle became the first CU men's basketball player to record 1,000 rebounds in a career with eight boards at Iowa State. Pelle would finish his four-year career with 1,367 points and 1,054 rebounds, the first men's player to hit 1,000 in both categories.

**March 5, 2003** — For the first time ever, CU defeated four nationally ranked teams in the same season upsetting Oklahoma State, 68-56 in Boulder. David Harrison scored 14 points with 16 rebounds and Stephane Pelle scored 14 with 11 rebounds.

**March 8, 2003** — David Harrison became the first Buffs player to register two triple-doubles in a season and career. Harrison stymied Nebraska with 20 points, 11 blocks and 10 rebounds in CU's 84-69 home finale win.

**March 13, 2003** — James "Mookie" Wright made the most dramatic last-second shot in recent memory hitting an 18-footer as time expired leading CU to an incredible 77-76 victory over Kansas State in the first round of the Big 12 Tournament. CU was given its last opportunity when Pervis Pasco traveled with the ball in celebration giving the Buffs possession with 1.8 second left.

**March 21, 2003** — Under the tutelage of head coach Ricardo Patton, the Buffs embarked of their second trip to the NCAA Tournament since the 1996-97 season. CU,




**James "Mookie" Wright banked in a 3-pointer at the buzzer for an exciting 77-76 victory over Kansas State, March 13, 2003 at the Big 12 Basketball Championships in Dallas.**

seeded 10th in the south region, lost to eventual Elite Eight entry Michigan State, 79-64.

**Nov. 26, 2003** — Michel Morandais becomes the 21st player in CU history to score over 1,000 points in his career. He will finish seventh overall (1,428). Later in the season, Blair Wilson reached the 1,000-point barrier on Dec. 31 against Richmond and finished with 1,253 and 14th overall. David Harrison scored his 1,000-point against Kansas (Jan. 5) to finish with 1,317 (11th).

**Dec. 23, 2003** — David Harrison broke the CU record for blocks in a career with three against Utah. Harrison bettered Ted Allen's eight-year mark of 161. Harrison would go on to block 225 shots and after only three years in a CU uniform would hold every blocked shot record category.

**Jan. 17, 2004** — Blair Wilson broke the CU record for career 3-pointers made with six against Iowa State. In that game, Wilson set or tied four school records against the Cyclones making his first six 3-pointers without a miss (CU Record); tying a half



**Andy Osborn made a 3-pointer with 15.9 seconds remaining in overtime lifting CU to a 54-52 win at Iowa State (Jan. 22, 2005), CU's first in Ames since Feb. 19, 1991.**



record (6), tying for 3s made in a conference half, and tying consecutive 3-pointers made.

**Feb. 7, 2004** — Blair Wilson tied his personal best with seven 3-pointers at home against Kansas State. Ironically, it's the second time in his career he has netted seven treys against the Wildcats (Jan. 1, 2002). Wilson also became one of three players to make seven 3-pointers in a game, twice.

**March 6, 2004** — The Buffs won 10 Big 12 Conference games the most since recording 11 back in 1996-97 and earned the number four seed at the conference tournament in Dallas.

**March 17, 2004** — Colorado earned its third NIT berth during Coach Patton's eight years as head coach. Despite David Harrison's 26 points and 12 rebounds, host Oregon was led by Luke Jackson's 40 points in the Ducks, 77-72 victory at Eugene.

**Dec. 21, 2004** — Head Coach Ricardo Patton becomes the second winningest coach at CU getting his 148th career win



2011-12 Pac-12 Tournament Championship Team

in the Buffs 74-58 victory over Radford. Patton passes Forrest B. Cox, who coached CU from 1936-50.

**Dec. 28, 2004** — Head Coach Ricardo Patton reaches the 150-win plateau as the Buffs defeat Gardner-Webb, 97-88 at the Coors Events Center.

**Jan. 22, 2005** — Andy Osborn made a 3-pointer with 15.9 seconds remaining lifting CU to a 54-52 overtime win at Iowa State. It's the first win for the Buffaloes in Ames since Feb. 19, 1991, ending a streak of 13 consecutive losses.

**March 10, 2005** — Colorado upset No. 6 Texas, 81-69 in the first round of the Big 12 Tournament becoming the first No. 11 seed to defeat a sixth seed in the nine-year history of the tournament.

**Jan. 14 & 21, 2006** — CU won at Oklahoma State for the first time at Gallagher-Iba Arena since Jan. 12, 1980 (20 games); and at Missouri since the 1996-97 season and only the second time winning at Columbia since Jan. 15, 1973 (a span of 32 games).

**Jan. 28, 2006** — The Buffs started Big 12 play with a 5-2 record, a first since 1996-97. The 5-2 start is the 14th time CU started 5-2 or better in league play in 59 years.

**Feb. 6, 2006** — CU was nationally ranked for the first time since the 1996-97 season (USA Today). They were ranked as the No. 25th team in the USA Today/Coaches' Poll for two straight weeks (Jan. 30-Feb. 5, Feb. 6-12).

**Feb. 25, 2006** — Head Coach Ricardo Patton recorded his 175 career victory when CU defeated Missouri, 78-60.

**Mar. 15, 2006** — CU earned their eighth NIT berth in school history and their 14 wins at home ties the 2002-03 season for home wins.

**Feb. 3, 2007** — Colorado upset No. 12/14 Oklahoma State, 89-77 at the Events Center. The win marks the fifth straight year (since 2002-03) CU has defeated a nationally ranked opponent at home.

**Apr. 4, 2007** — Jeff Bzdelik becomes the 17th men's basketball head coach in the school's history.

**Mar. 13, 2008** — Colorado, seeded No. 12 at the Big 12 Basketball Championship becomes the first 12th seed to defeat a No. 5 seed, upsetting Baylor, 91-84 in double-overtime.

**Mar. 14, 2008** — Richard Roby scores 18 points becoming the school's all-time leading scorer with 2,001 points. He also grabs 10 rebounds for his 11th career double-double.

**Apr. 19, 2010** — Tad Boyle becomes the 18th men's basketball head coach in the school's history.

**Jan. 15, 2011** — Tad Boyle became the first CU head coach to win his first three conference games since Henry Iba (1933-34).

**Feb. 26, 2011** — CU rallies from a 22-point second half deficit — the second largest deficit in school history to stun No. 5/5 Texas, 91-89 at the Coors Events Center. The Buffs scored 58 points and shot 58.1 percent in the second half. Alec Burks scored 33 points.

**Mar. 11, 2011** — CU plays three games in three days falling to eventual conference champion Kansas in the Big 12 Championships semifinal round. It's the first time the Buffs advanced the semifinals in the 15-year history of the tournament. Alec Burks becomes the first CU player to be named to the all-tournament team.

**Mar. 26, 2011** — The Buffs playing in their ninth NIT appearance, advanced to the NIT semifinals for the first time since 1990-91 falling to Alabama, 62-61 at Madison Square Garden. Cory Higgins scored 13 points tying the all-time school mark for career points (2,001) and Alec Burks was named to the all-tournament team.

**Feb. 4, 2012** — Head coach Tad Boyle wins his 40th game in just his 61st game at CU with a 72-71 home win over Oregon tying former head coach Frosty Cox (1935-39) for quickest CU coach to win 40 career games.

**Mar. 7, 2012** — Head coach Tad Boyle won his 100th career college game in the opening round of the Pac-12 Tournament defeating Utah, 53-41.



On Feb. 26, 2011, CU rallies from a 22-point deficit to shock No. 5 Texas in Boulder. Levi Knutson came off the bench to score 21 points. The 22-point rally ranks second all-time in school history for greatest comeback victories.

**Mar. 10, 2012** — CU defeated Arizona, 53-51 at Staples Center in L.A. to claim the Pac-12 Championship. CU became the first conference school to win four games in four days and just the 10th team from the "big six" conferences to win four games in four days en route to the conference title. Carlton Brown was named the tournament's most outstanding player; Brown and Andre Roberson were both named to the all-tournament team.

**Mar. 11, 2012** — Since winning the Pac-12 Championship 24 hours earlier, CU earned the automatic berth in the NCAA Tournament by being named the No. 11 seed in the South Region. It's the first NCAA Tournament Appearance in nine years (2002-03).

**Mar. 15, 2012** — Seeded No. 11 in the NCAA South Region, CU upset No. 6 and No. 23/25 ranked UNLV, 68-64 in the first round at The Pit in Albuquerque, N.M. The Buffs also tied the school record for wins in a season with 24, previously set in 2010-11.

**Mar. 15, 2012** — Trey Eckloff, Austin Dufault and Nate Tomlinson (2008-2012) became the most successful class over a four-year period with 72 victories. The 72 victories tops the 1996-2000 class of 71.

**Feb. 26, 2012** — CU's home win over California (70-57) on Senior Day was the 500th game at the Coors Events Center. It's also the first time in back-to-back seasons CU has drawn over 9,000 average fans in conference play (2010-11: 9,809; 2011-12: 9,160). The win over Cal was the Boyle coaching staff's 32nd home triumph at the Coors Events Center, a two-year best in history of CU men's basketball.

**Nov. 18, 2012** — CU defeats Murray State in the Charleston Classic final to win its first in-season tournament since the 2002-03 season winning the Pepsi Classic in Charlotte, N.C. At Charleston, the Buffs behind MVP Askia Booker defeat Dayton (67-57), upset No. 16/17 Baylor (60-58) and the Racers (81-74).

**Nov. 27, 2012** — After winning its first six games to open the season, CU was ranked in the AP poll (#23, then #19) for two weeks. Then were ranked a week in the USA Today top-25 poll at No. 19. It was first time CU was ranked in either poll since the 2005-06 season (USA Today poll).

**Dec. 12, 2012** — Andre Roberson grabs 20 rebounds in a game in CU's 50-43 win at Fresno State.

**Feb. 9, 2013** — Spencer Dinwiddie made CU history in the 72-68 win at Oregon State (Feb. 9). He recorded the top "perfect game" in Colorado basketball history when he scored the most points ever by a Buffalo without missing a shot (24 pts. (6-of-6 FGs, 8-of-8 FT, 4-of-4 3FGs).

**Mar. 22, 2013** — CU made back-to-back NCAA Tournaments appearances (2011-12 & 2012-13) for the first time since 1961-62 & 1962-63 (50 years). Head Coach Tad Boyle is the first CU head coach since Sox Walseth to lead the Buffs to back-to-back NCAA Tournament appearances. For the first time in 112 years of CU basketball, the three consecutive post-season appearances (2010-11 NIT semifinal, 2011-12 NCAA 3rd Round, 2012-13 NCAA 2nd Round) - are a school-first in post-season play. Boyle is the first CU men's coach to guide the team to three straight 20+ winning seasons.

**Dec. 7, 2013** — Askia Booker forever etched his name in buzzer-beater lore, sinking a 30-footer as time expired as CU upset No. 6 Kansas, 75-72 at the Coors Events Center.

**Dec. 28, 2013** — CU went 26-for-26 from the charity stripe against Georgia, marking their first perfect outing from the line since Feb. 27, 2010 (12-of-12 vs. Iowa State). It also marked the first time in program history a CU squad shot 1.000 from the line while attempting at least 15 FTs. This was just the 10th known time in CU history that CU was perfect from the FT line and just the sixth time with 10 or more FTA.

**Mar. 13, 2014** — Colorado's last three wins in March were all by the same score, 59-56, the first time that has occurred in program history, including two back-to-back (a 66-65 overtime loss is wedged in there after the first one).

**Mar. 16, 2014** — For the third straight season, the Buffaloes made the NCAA Tournament as the eighth seed in the South Region. CU won 23 games during 2013-14 campaign, the fourth straight year they eclipsed the 20-win plateau.

**Jan. 2, 2015** — Head coach Tad Boyle wins his 100th career CU game defeating UCLA. It's the first time the Buffs defeat the Bruins since 1962.

**Feb. 7, 2015** — Josh Scott scores 10 points for an even 1,000 career points. He's the 32nd player in school history to reach that plateau.

**Dec. 22, 2015** — Colorado defeats Penn State 71-70 in the semifinals of the Las Vegas Classic, giving the Buffaloes their 11th straight win, the fifth longest in team history and the best since 1961-62. The Buffaloes won 11 of their first 12 games, their best start to a season since the 1941-42 team won their first 14 en route to the NCAA Final Four.

**Feb. 24, 2016** — Colorado records its 400th win at the Coors Events Center in style by upsetting No. 9/10 Arizona 75-72 in front of a sold out crowd of 11,309.

**Feb. 28, 2016** — Colorado defeated Arizona State 79-69 to record its 21st win of the regular season tying the 2013-14 and 1996-97 teams for the most regular season wins in team history.

**Mar. 17, 2016** — Colorado made its 14th NCAA Tournament appearance in program history and fourth in the past five seasons, but also just the sixth since 1970. Colorado's No. 8 seed matched its best since national seeding began in 1979.

**Mar. 4, 2017** — Tad Boyle picks up his 148th win as Colorado's head coach, ranking third all-time in program history.

**Mar. 8, 2017** — Colorado's comeback from a 19-point deficit against Washington State in the first round of the Pac-12 Tournament was the largest in team history in a postseason game and fourth-largest overall.

**Mar. 15, 2017** — Colorado participates in its 10th Postseason NIT, losing to UCF on the road in the first round. It marked Colorado's seventh-straight postseason appearance.

**Nov. 19, 2017** — Colorado defeated Mercer 79-70 to win the 2017 Paradise Jam. It was Colorado's seventh preseason tournament title and just the third on a neutral court. Freshman guard McKinley Wright IV was named the tournament's Most Valuable Player by averaging 17.7 points and 6.0 rebounds while shooting 61 percent from the field (20-33). He had the game-winning 3-pointer at the buzzer in the first round vs. Quinnipiac and had 11 points and dished out six assists in the championship game. He was the first freshman to be named MVP in the 18-year history of the Paradise Jam.

**Jan. 4-6, 2018** — After an 0-2 start to the Pac-12 season, Colorado turned heads nationally with back-to-back upsets of No. 4/6 Arizona State and No. 14/16 Arizona at the CU Events Center. Colorado claimed wins over ranked teams in back-to-back outings for the first time since defeating #9 Missouri in Boulder and No. 21 Kansas State in Manhattan Jan 8 & 12, 2011. It's the first time in program history Colorado has defeated AP Top 15 teams in back-to-back games

Colorado was named the National Association of Basketball Coaches (NABC) Division I Team of the Week. The Buffaloes earned the same honor from NCAA.com and Dick Vitale. McKinley Wright IV averaged 17.5 points, 7.5 assists and 3.5 rebounds while shooting 50 percent from the field (13 of 26) and made 81.8 percent from the free throw line (9 of 11). He was named National Freshman of the Week by Vitale, the Wayman Tisdale Freshman of the Week by the U.S. Basketball Writers Association and the Pac-12 Player of the Week.

**Mar. 9, 2019** — Colorado defeats USC on Senior Day, 78-67. The win gives head coach Tad Boyle 185 at CU, passing Ricardo Patton for second in program history.



Wesley Gordon



## NCAA TOURNAMENT TEAMS



Front Row (L to R): Derrick White, Josh Fortune, Brett Brady, Xavier Talton, Tory Miller, Josh Scott, Wesley Gordon, Xavier Johnson, Thomas Akyazili, Tre'Shaun Fletcher. Back Row (L to R): Mitch Lombard, Josh Repine, Eli Stalzer, Assistant Coach Mike Rohn, Assistant Coach Rodney Billups, Director of Player Development Sean Kearney, Head Coach Tad Boyle, Director of Operations Bill Cartun, Associate Head Coach Jean Prioleau, Dominique Collier, George King, Kenan Guzonjic.

### 2015-16

Colorado finished the 2015-16 season at 22-12 overall and claimed sole possession of fifth place in the Pac-12 Conference regular season standings at 10-8. It was the fourth time in head coach Tad Boyle's tenure that Colorado has finished with at least 10 conference wins and fifth time in six seasons the Buffaloes finished league play with a record of .500 or better.

Colorado reached 20 wins for the ninth time in program history and fifth in six years. The Buffaloes reached their overall win total from 2014-15 (16-18) in 13 fewer games (16-5). Colorado advanced to postseason play, past the conference tournament, for the sixth straight season, the best stretch in program history. The season included an 11-game win streak during the nonconference schedule.

The Buffaloes' NCAA RPI on Selection Sunday was 35. The Pac-12, had a phenomenal season as a whole, had six teams ranked in the top 50 and 10 in the top 100. Colorado was 9-10 against NCAA RPI top 100 teams during the regular season and 4-8 against the top 50. The Pac-12 advanced seven teams to the NCAA Tournament.

Colorado led the Pac-12 in free throw percentage (.734), 3-point percentage (.398), overall rebounding (42.1 rpg) and defensive boards (29.0 drpg) while ranking second in rebounding margin (+8.6) and offensive rebounds (13.1 orpg) and fourth in 3-pointers made (7.4 3mpg).

Senior forward Josh Scott was named to the 2016 All-Pac-12 first team while sophomore wing George King was named the Pac-12's Most Improved Player of the Year.





## 2013-14

The Buffaloes earned their third straight NCAA Tournament bid with an eighth seed in the South Region played in Orlando. It was CU's highest NCAA Tourney seed since the 1997 when they were ninth in the East Region. The Buffaloes won 23 games, the third most victories in school history, in fact, it was the fourth straight season CU won at least 20 or more games in a season (a school record). The team won 10-straight games during November and most of December, tying for the fourth longest streak in school history. CU was nationally ranked for six straight weeks in the AP Poll (5-straight in the Coaches' Poll) reaching its peak at No. 15 with a 14-2 record. With a 3-0 Pac-12 record, junior guard Spencer Dinwiddie suffered a season-ending ACL injury to his left knee at Washington on Jan. 12. From there, the Buffs closed the season with a 9-9 record, however still defended their home court winning five of seven games. They still managed to reach the Pac-12 Tournament semifinals and finished the conference season with a 10-8 record, tying four other schools for third place. It was CU's highest conference finish in 18 years. The faithful Buff Nation reached a record number who attended games at Coors Events Center with a school-best 173,429 spectators over the 18 home games, and of the nine non-conference home games, another school-best of 84,133 fans were in attendance.



(back row: left-right): Assistant Coach Rodney Billups, Associate Head Coach Jean Prioleau, Director of Player Development Sean Kearney, Brett Brady, Beau Gamble, Xavier Talton, Jaron Hopkins, Tre'Shaun Fletcher, Askia Booker, Geoffrey Bates, Kevin Nelson, Eli Stalzer, Head Coach Tad Boyle, Director of Basketball Operations Bill Cartun, Assistant Coach/Director of Recruiting Mike Rohn. (Sitting: left-right): Chris Jenkins, Spencer Dinwiddie, Dustin Thomas, Josh Scott, Ben Mills, Xavier Johnson, Wesley Gordon, George King.



(front row L-R): Andre Roberson, Chris Jenkins, Wesley Gordon, Ben Mills, Shane Harris-Tunks, Josh Scott, Xavier Johnson, Spencer Dinwiddie. Back Row (L-R): Director of Basketball Strength & Conditioning James Hardy, Director of Player Development Tom Abatemarco, Assistant Coach Mike Rohn, Coordinator of Operations Bill Cartun, Beau Gamble, Jeremy Adams, Askia Booker, Sabatino Chen, Kevin Nelson, Xavier Talton, Eli Stalzer, Head Coach Tad Boyle, Assistant Coach Jean Prioleau, Athletic Trainer Trae Tashiro, Assistant Coach Rodney Billups.

## 2012-13

The defending Pac-12 Tournament champions won their first six games of the season en route to being nationally ranked for the first time since the 2005-06 campaign. CU made the national tournament for the second straight season, a school-first in 50 years (since Sox Walseth). Head Coach Tad Boyle and his staff won 21 games, the third-straight season over 20 wins (a school-first) and the 69 victories over the last three years, are the most in any three-year span. The Buffs finished fifth in the conference standings and earned an at-large seed at No. 10 in the East Region falling to No. 7 Illinois, 57-49 in Austin, Texas. Andre Roberson was named Pac-12 Defensive Player of the Year as well as a first team selection. Spencer Dinwiddie led the Buffs in scoring, assists and free throw shooting, was also named to the conference first team, while Josh Scott was named to the freshman team. The fifth place conference finish was the first time since the Cliff Meely era (1968-71), the Buffs finished fifth or better in three straight years. The Buffs also set a number of attendance records including seven sellouts, 12 of 15 home games exceeding 10,000 fans, in addition to season total (155,884); season average (10,392); conference total (94,371); conference average (10,486). Over the last three years, there have been 16 sellouts with 13 wins. The Buffs would finish second Pac-12 attendance average (all games) and third in conference-only games.





Front Row (l-r): Spencer Dinwiddie, Andre Roberson, Trey Eckloff, Ben Mills, Shane Harris-Tunks, Austin Dufault, Carlon Brown. Back Row (l-r): Assistant Coach Tom Abatemarco, Director of Operations Rodney Billups, Head Coach Tad Boyle, Beau Gamble, Sabatino Chen, Jeremy Adams, Beau Webb, Nate Tomlinson, Askia Booker, Shannon Sharpe, Coordinator of Operations Bill Cartun, Assistant Coach Jean Prioleau, Assistant Coach Mike Rohn.

## 2011-12

It was nine years since CU last danced in the NCAA Tournament and in one of the greatest seasons ever, second year head coach Tad Boyle equaled the previous season's win total (24), advanced to the NCAA Tourney second round, and won the inaugural Pac-12 Tournament championship by winning four games in four days as the No. 6 seed. The conference regular season had its ups and downs where at one point, CU could have ended the season as the number one or two seed in the tournament. However, losing three of its last four games and dropping to the No. 6 overall seed, the Buffs overcame No. 11 seed Utah, 53-41 on 34.9 percent shooting on the opening night at the Staples Center in Los Angeles. On the day two and against No. 3 seed Oregon, CU edged the Ducks, 63-62 for the second time in three meetings this season. A put-back field goal by sophomore forward Andre Roberson with 13 seconds remaining and a defensive stand by senior point guard Nate Tomlinson proved to be the difference in the one point win. In the semifinals, CU took care of No. 2 Cal, 70-59 on 59.1 percent shooting from the field in the second half. Senior guard Carlon Brown breakaway windmill dunk served as an exclamation point in the final minute of CU's victory. The play was No. 4 on SportsCenter's Top 10 plays of the day. In the finals, the Buffs held on again for another upset, edging No. 4 seed Arizona, 53-51 after leading the Wildcats by 12 points in the second half. CU scored only three points in the last nine minutes of the game, however, Brown had a highlight reel dunk in the final minute, snapping a streak of 8:19 without a field goal. CU became the first team to win four games in Pac-12 Conference Tournament history, and just the 10th team from the "Big Six" conferences to do so since 1952. At the NCAA Tournament, the Buffs, seeded No. 11 upset No. 6 UNLV in the first round, then fell to No. 3 Baylor, 80-63, two days later.

## 2002-03


The 2002-03 season was one of the most successful campaigns in Colorado history. Standards were set high as the team returned five of their top six scorers from a year ago. Rarely in athletic competition can a team live up to the expectations of the media, and the fans; but the Buffs were able to not only meet expectations, but surpass them. CU finished the season 20-12, the third time in school history that a 20 win season had been accomplished. That included a nearly perfect record at home, as they went 14-1 on Sox Walseth Court. The game of the year came on January 22nd when the Buffs were able to topple the #6 ranked Kansas Jayhawks; a feat not accomplished since 1991. Sophomore David Harrison had a breakout year, setting several school records. Harrison broke, and then re-broke the record for blocked shots in a game when he recorded 10 against Stetson, and then 11 at home against Nebraska. Harrison also added two triple-doubles that year against Stetson and Nebraska.



Standing (l-r): Manager Kristi Coady, Glean Eddy, Jayson Obazuaye, Michel Morandais, Lamar Harris, Stephane Pelle, David Harrison, Chris Copeland, Scott Senger, Amadou Doumbouya, Blair Wilson, John Tynan, Brett Mattingly, James Wright. Sitting (l-r): Billy Boidock, Antoine McGee, Team Manager, Basketball Sports Information Director Andrew Green, Assistant Coach Terry Dunn, Assistant Coach Jason Shelton, Head Coach Ricardo Patton, Assistant Coach Larry Gay, Director of Operations Gerald Harris, Athletic Trainer Kenny Boyd, Manager Mike Bermel, Trennis Jones, Matt Greenwald.

## 1996-97

The Buffs were back. Not since the late 1960s had CU basketball made the NCAA Tournament, or had an AP top 25 ranking. Both of those droughts ended during the season, as Colorado made it back to the big dance. Led by sophomore phenom Chauncey Billups, the Buffs stormed to a 22-10 record. Conference play did not change their winning ways, as they went 11-5 in the Big 12. The 22 wins, along with their 11 Big 12 victories each are school records. With their stellar record, break into the AP Poll for the first time since 1968-69 at #24. The season was highlighted by two upsets, as the Buffs were able to defeat #20 ranked Texas Tech, and then exactly one week later topple the #8 ranked Cyclones of Iowa State. Billups turned in one of the best seasons ever by a Buffalo. He finished the season with 555 total points, the first time a sophomore had scored that many points since Cliff Meely put up 667 points during the '68-'69 season. Electing for the NBA Draft, Billups left Colorado after his sophomore year, but not after becoming the 23rd all time scorer in school history in just two years.



Top (l-r): Assistant Coach Shane Wagner, Marlon Hughes, Chauncey Billups, Devon Gilchrist, Ronnie DeGray, Will Smith, Josh Townsend, Rick Brownstein. Bottom: Assistant Coach Terry Dunn, Charlie Melvin, Martice Moore, Greg Jensen, Head Coach Ricardo Patton, Dennis Griffin, Fred Edmonds, Howard Frier, Assistant Coach David Moe.




Top (l-r): Head Coach Sox Walseth, Trainer Monte Smith, Steve Swanson, Ron Maulsby, Dudley Mitchell, Scoopy Smith, Terry Jameson, Gordie Tope, Mickey Kern, Manager John Weintraub. Bottom: Mike Kinkki, David Lee, Tim Richardson, Mike Coleman, Ted Erfert, Bruce Hyink, Cliff Meely, Tim Wedgeworth, Lloyd Hutchinson.

## 1968-69

Coming off an uninspiring 9-16 overall record the previous year, Colorado was looking for a way to get the program back on track. A 3-11 conference record had coach Sox Walseth reeling. The Buffs were in need of a spark plug; and they found it in Cliff Meely. Never in school history had a first-year player given the program a jolt in the way Meely was able to do in the 1968-69 season. The Buffs tore through the season, finishing with a 21-7 mark and an 11-4 conference schedule. That record included a perfect 11-0 at home. The 21 wins were a school record that would stand for 27 years. Colorado earned a #18 national ranking for its success, the first time the Buffs were able to crack the top 25 since 1963. Meely finished the season with 667 points, the most ever by a sophomore and fourth overall. His ability to score was complimented by superb rebounding. Meely finished the '68-'69 campaign with 337 rebounds. This mark is also the most by any sophomore, and ranks second all time in CU history.





## 1962-63

The 1962-63 season opened with all eyes on the Buffs. Coming off an impressive 19-win campaign and NCAA Tournament berth the year before, Colorado was receiving national attention. Coach Sox Walseth knew his team was under the microscope from the very beginning. Some critics thought a team who was not used to being in the spotlight would crumble under the pressure; these Buffaloes proved them wrong. CU stormed through the season, accumulating a 19-7 record while going 11-3 in conference play. It was the second year in a row that Colorado had gone 19-7 overall. A perfect home record and a #10 national ranking helped to keep Boulder in a basketball induced frenzy. The previous year had ended with CU having 499 wins as a program, and they seized first opportunity they had during the '62-'63 campaign to reach that 500-win milestone. CU defeated Wichita State 79-69 in double overtime on Dec. 3, 1962, for the 500th win in program history. Senior Ken Charlton paced the Buffs in scoring for the season. En route to an All-American selection, the fifth in CU's history, Charlton put up 514 points and 214 rebounds. His point total was well above the rest of the team, outpacing the second best scorer, Jim Davis, by 154 points.

(L-R): Glenn Sponholtz, Jim Davis, Jack Lintz, Norm Saunders, Milt Mueller, Ken Charlton, Ralph Becker, Gene Sparks, Terry Woodward, Tom McCann, Bob Joyce, Lonnie Melton, Ed Price, Allan Pike, George Parsons, John Sciez, Frank Harshman, Denny Lee, Adrian Mohr, Eric Lee, Russ Casement.

## 1961-62

A 19-win season was something the Colorado Buffaloes had seen only once in their history. The last time they won 19 games (in 1955), was the last time CU received a bid to play in the NCAA Tournament. With that goal in their heads, Sox Walseth and his Buffs marched to a 19-7 record, and a near perfect 13-1 mark in conference play. The #9 ranked Buffaloes finished the regular season on a torrid pace, winning 14 of their 15 final games. The one loss was their one conference loss as well, falling at Kansas State. That span included a 12-game winning streak, as CU decimated their Big Eight opponents. Colorado finished the season at #9 in the AP Poll, its highest-ever final ranking. Colorado scorers were paced by junior forward Ken Charlton, who finished the season with 498 points and 216 rebounds. Charlton was the only member of the team to record 400 points and 200 rebounds. One of the great storylines of the season was the play of senior forward Wilky Gilmore. Gilmore was the only member of the team to play in all 26 contests, as he accumulated 330 points and 163 rebounds. Gilmore left the program as the second all time leading scorer in CU history with 1026 career points.



(l-r): Glenn Sponholtz, Jim Davis, Gene Zyzda, Milt Mueller, Ken Charlton, Wilky Gilmore, Wayne Millies, Gene Sparks, Terry Woodward, Tom McCann, Larry Morris, Gil Whissen, Lonnie Melton, Ed Price, George Parsons, Eric Lee, Bob Owen, Duane Lewis.



Front Row (l-r): Trainer Jack Rockwell, Tom Harrold, Will Walters, Bob Helzer, George Redhair, By Bennett, Dave Mowbray, Head Coach Bebe Lee. Second Row: Manager John Roberts, Gordon Johnson, Sam Morrison, Charlie Mock, Jamie Grant, Bill Peterson, Bob Decker, Jim Grant, Jim Cadle, Bob Yardley, Assistant Coach: Gerry Ellison. Back Row: Assistant Coach Bill Toms, Mel Coffman, Jim Ranglos, Bob Jeangerard, Burdy Haldorson, Frank Wilcox, George Hannah, Jim Jochems, Leo Hayward, Mik Mansfield, Jerry Spicer.

## 1954-55 FINAL FOUR

It was a season of firsts for the Buffaloes. The year marked the first time in school history the Buffs were offered an invitation to the NCAA Tournament. Once they arrived, the success they had during the big dance is unmatched in school history to this day. Advancing to the national semifinals, they were eventually defeated by San Francisco. CU won the consolation game two days later, to finish third, the Buffaloes' highest NCAA finish. The season also saw the first time Colorado could put the number 19 in the win column. They finished with a 19-6 overall record, going 11-1 in conference play. The season opened with a bang, as CU set a school scoring record as they took down Brigham Young by a score of 88-66. Colorado had an amazing winning streak during the season, capturing 15 of 16 games spanning from December to March. Colorado was ranked #15 in the final AP Poll. The '54-'55 Buffs were blessed to have the single most dominating rebounder in the history of Colorado. Senior Burdette Haldorson tore apart record after record, many of which are still standing today. His accomplishments were highlighted by a 21-rebound effort against Oklahoma, and later a 22-rebound game against Nebraska. His season mark of 346 rebounds is still the school record, as his single season rebounds/game average. He also knew how to put the ball in the basket; his 1125 career points was the best in school history when he left.

## 1953-54

Under the direction of coach H.B. Lee, the Buffs finished the season with a less than stellar 10-10 regular season mark. It was their inspired 10-2 Big Seven record, however, that helped the Buffs reach the NCAA Tournament for the fourth time in school history. Colorado started its season by losing seven in a row. Fans and the media had already stuck the proverbial fork in the Buffs' season. After a loss at home to Iowa State though, a fire was lit under the Buffs, and they went flying to finish out the season. They won 11 of their next 13 games to storm back into tournament contention. That win streak was highlighted by a home win against the defending champion Kansas Jayhawks, along with road wins against contenders Iowa State, Nebraska, and Oklahoma. At season's end, the impressive winning streak was not enough to ensure an NCAA berth. The selection was eventually made when Colorado's name was literally pulled out of a hat. Talk about luck of the draw. CU was paced by junior center Burdette Haldorson. The 6'7 center led the team with 367 points and 199 rebounds. At the time, Haldorson's average of nine rebounds per game tied him for the all time high with Frank Gompert.



Bottom Row (l-r): Head Coach: H.B. Lee, James Grant, Byron Bennett, Samuel Morrison, Thomas Harrold, Charles Mock, Assistant Coach Bob Sneddon. Middle Row: William Peterson, James Ranglos, Wilbert Walter, Kenneth Munns, Merle Abrames. Top Row: James Owsley, Robert Jeangerard, Burdette Haldorson, George Hannah, Melvin Coffman.






Front Row (l-r): Leo Atkin, equipment manager, James Stark, Harold Beattie, Jack Hunt, Sam Jenkins, Bill Allen, Leonard Poth, W.C. Lam. Middle Row (l-r): Director of Athletics Dean Harry Carlson, Chet Riley, Lee Robbins, Hank Knocke, Horace Huggins, Assistant Coach Jim Wilcoxen, Head Coach Frosty Cox. Back Row (l-r): Bob Sloan, Sox Walseth, Ernie Fuller, Don Patman, Jack Sterling, Clarence Ellis.

## 1945-46

One of the youngest CU teams to ever make the NCAA Tournament came in the 1945-46 season. The Buffs did not have one senior to help coach Forrest Cox direct the untested youth. Thankfully for Coach Cox, and for Buffs fans, they didn't need one. Colorado battled their way to a 12-6 overall record, and a 9-3 Mountain States Conference record. The season was highlighted by a five-game win streak during the heart of the schedule. During that span they were able to defeat conference foes Denver, Colorado State, Utah, and Brigham Young. The inexperienced Buffs were lead by center Hank Knocke. The sophomore transfer exploded out of the gates: scoring 49 points in his first four games as a Buffalo. With a sturdy 6-4 frame, Knocke was able to control the area under the basket, and maintain CU's distinction as a force to be reckoned with. Knocke's season was highlighted by two 26-point efforts; once against Utah State, and again just two weeks later against Denver. At the time, those stood as the third and fourth all-time, single-game scoring records. The Buffs ended their season with an NCAA Regional consolation game victory over Baylor.

## 1941-42 FINAL FOUR

Very little could stop Colorado in its march toward its second NCAA Tournament appearance. The Buffs decimated their competition, going 15-1 in the regular season. Behind the direction of head coach Forrest B. Cox, CU's explosive attack and stingy defensive work won them their first 14 games. The Buffs finally lost their first game of the season on March 3, a 40-39 loss to conference foe Wyoming. A perfect 6-0 home record had the fans in Boulder excited; and their 9-1 away record had the rest of the nation trembling. Colorado would eventually finish their season 16-2, as they took down Kansas in the NCAA Western Region semifinals. They would later bow out to Stanford in the regional finals. Their stellar play helped the Buffs capture their fourth Mountain States Conference title in five years. Two All-American players helped to pace CU during this dominating season: Robert Doll and Leason McCloud. Doll was the big play man for the Buffs. His imposing presence down in the paint allowed him to out rebound all of his opponents. He would later go on to play for the Boston Celtics in the NBA. Doll was supplemented by the stellar play of McCloud. The leading scorer on the team, McCloud was seen by coach Cox as the Buffs "go to guy." McCloud's inspired 19-point performance was the turning factor in Colorado's first round victory against Kansas.



Top Row (l-r): Head Coach H.B. Lee, George Hamburg, #19-?, Bob Doll, ?, Bob Kirchner, 7-?, Lee Robbins. Middle Row (l-r): Bill Milliken, Don Putman, Reed Hannon, Leason McCloud, Paul Schmidt. Bottom Row (l-r): Jack Stirling, Heath Nuckolls, Barney Oldham.

## 1939-40 NCAA and NIT

Coming off of an impressive NIT championship, Colorado was invited to play in the NCAA Tournament for the first time in school history. Under the direction of coach Forrest Cox, the Buffs had compiled an impressive 17-2 record previous to the NCAA Tournament. This included a near perfect 11-1 record in conference play, a flawless 8-0 home performance, and a mid-season 12-game winning streak. Although CU had to bow out after the first round of the tournament, they did not end the season without some hardware to show. They had earlier defeated Duquesne University for the NIT championship. A 52-37 romping of the University of Denver had given the Buffs their third-straight Mountain States Conference title. Colorado was lead by Jack Harvey: a two time All-American selection. Over a two year span, CU went 31-8 with Harvey wearing the silver and gold. Harvey was a dominating presence in the defensive end of the court; as well as being the catalyst in an explosive fast break offense.



Head Coach: Forrest B. Cox. Jack Harvey, Gene Grove, Bob Doll, Don Hendricks, Don Thurman, Leason McCloud, Bill Cates, George Hamburg, Dick Emery, Paul Schmidt, Martin Trotsky, John Musgrove, Jim Hickey, Dick Merrill.

## CU IN NCAA TOURNAMENT

**14 Appearances, Two Final Fours: 10-16 (.385)**

### 2016 (0-1): South Region

Connecticut 74, Colorado 67 Mar. 17 Des Moines, Iowa (First Round)

### 2014 (0-1): South Region

Pittsburgh 77, Colorado 48 Mar. 20 Orlando, Fla. (First Round)

### 2013 (0-1): East Region

Illinois 57, Colorado 49 Mar. 22 Austin, Texas (First Round)

### 2012 (1-1): South Region

Colorado 68, UNLV 64 Mar. 15 Albuquerque, N.M. (First Round)  
Baylor 80, Colorado 63 Mar. 17 Albuquerque, N.M. (Second Round)

### 2003 (0-1): South Region

Michigan State 79, Colorado 64 Mar. 21 Tampa, Fla. (First Round)

### 1997 (1-1): East Region

Colorado 80, Indiana 62 Mar. 13 Winston-Salem, N.C. (First Round)  
^North Carolina 73, Colorado 56 Mar. 15 Winston-Salem, N.C. (Second Round)

### 1969 (1-1)

Colorado State 64, Colorado 56 Mar. 13 Lawrence, Kan. (Midwest Regional)  
Colorado 97, Texas A&M 82 Mar. 15 Lawrence, Kan. (Regional Third Place)

### 1963 (1-1)

Colorado 78, Oklahoma City 72 Mar. 15 Lawrence, Kan. (Midwest Regional)  
Cincinnati 67, Colorado 60 Mar. 16 Lawrence, Kan. (Regional Final)

### 1962 (1-1)

Colorado 67, Texas Tech 60 Mar. 16 Manhattan, Kan. (Midwest Regional)  
\*Cincinnati 73, Colorado 46 Mar. 17 Manhattan, Kan. (Regional Final)

### 1955 (3-1)

Colorado 69, Tulsa 59 Mar. 10 Manhattan, Kan. (West Regional)  
Colorado 93, Bradley 81 Mar. 15 Manhattan, Kan. (West Regional)  
\*San Francisco 62, Colorado 50 Mar. 19 Kansas City, Mo. (NCAA Semifinal)  
Colorado 75, Iowa 54 Mar. 21 Kansas City, Mo. (NCAA Third Place)

### 1954 (0-2)

Bradley 76, Colorado 64 Mar. 12 Stillwater, Okla. (West Regional)  
Rice 78, Colorado 55 Mar. 13 Stillwater, Okla. (Regional Consolation)

### 1946 (1-1)

California 50, Colorado 44 Mar. 22 Kansas City, Mo. (Western Regional)  
Colorado 59, Baylor 44 Mar. 23 Kansas City, Mo. (Regional Third Place)

### 1942 (1-1)

Colorado 46, Kansas 44 Mar. 20 Kansas City, Mo. (Western Regional)  
\*Stanford 46, Colorado 34 Mar. 21 Kansas City, Mo. (NCAA Semifinal)

### 1940 (0-2)

Southern California 38, Colorado 32 Mar. 20 Kansas City, Mo. (Western Regional)  
Rice 60, Colorado 56 Mar. 21 Kansas City, Mo. (Regional Third Place)

\*Would go on to win NCAA Championship

^Dean Smith surpassed Adolph Rupp to move into first on the all-time wins list in this game (877).  
Smith would later lose his top spot on the win's list to Bobby Knight, who CU beat in the first round.

## CU NCAA Tournament Highs

### TEAM

Stat	No.	Opponent	Year
Points	97	Texas A&M	1969
Field Goals	41 (72 FGA)	Texas A&M	1969
FG%	.569 (41-72)	Texas A&M	1969
Free Throws	33 (47 FTA)	Bradley	1955
FT%	.818 (9-of-11)	Stanford	1942
3-Point Makes	7 (12 3PA)	UNLV	2012
	7 (9 3PA)	Indiana	1997
3-Point%	.778 (7-of-9)	Indiana	1997
Assists	13	Baylor	2012
Rebounds	46	UNLV	2012
	46	Oklahoma City	1963

### INDIVIDUAL

Stat	Player	No.	Opponent	Year
Points	Cliff Meely	32	Colorado State	1969
Rebounds	Jim Ranglos	19	Bradley	1955
Assists	Howard Frier	5	North Carolina	1997
Blocks	David Harrison	7	Michigan State	2003
Steals	Andre Roberson	4	Baylor	2012
Field Goals	Cliff Meely	12 (23 FGA)	Texas A&M	1969
	Bob Jeangerard	12 (24 FGA)	Bradley	1955
FG%	Wilky Gilmore	.833 (5-of-6)	Cincinnati	1962
	Andre Roberson	.800 (4-of-5)	Baylor	2012
Free Throws	Josh Scott	13 (18 FTA)	Connecticut	2016
3-Point Makes	Askia Booker	4 (4-of-10)	Illinois	2013



## NCAA TOURNAMENT HISTORY

### RECORD BREAKDOWNS

Opponent	Record	Last Mtg.
Baylor	1-1	2012
Bradley	1-1	1955
California	0-1	1946
Cincinnati	0-2	1963
Colorado State	0-1	1969
Connecticut	0-1	2016
Illinois	0-1	2013
Indiana	1-0	1997
Iowa	1-0	1955
Michigan State	0-1	2003
Nevada Las Vegas	1-0	2012
North Carolina	0-1	1997
Oklahoma City	1-0	1963
Pittsburgh	0-1	2014
Rice	0-2	1954
San Francisco	0-1	1955
Southern California	0-1	1940
Stanford	0-1	1942
Texas A&M	1-0	1969
Texas Tech	1-0	1962
Tulsa	1-0	1955
<b>TOTALS</b>	<b>10-16</b>	<b>.385</b>

Site	Gms	Record
Kansas City, Mo.	8	3-5
Manhattan, Kan.	6	4-2
Greensboro, N.C.	2	1-1
Lawrence, Kan.	2	1-1
Stillwater, Okla.	2	0-2
Albuquerque, N.M.	2	1-1
Austin, Texas	1	0-1
Orlando, Fla.	1	0-1
Tampa, Fla.	1	0-1
Des Moines, Iowa	1	0-1

Region	Seasons	Gms	Record
West	5	12	5-7
Midwest	3	6	3-3
East	2	3	1-2
South	4	5	1-4

Seed	Seasons	Gms	Record
No. 8 Seed	2	2	0-2
No. 9 Seed	1	2	1-1
No. 10 Seed	2	2	0-2
No. 11 Seed	1	2	1-1

Round	Seasons	Record
First Round	6	2-4
Second Round	2	0-2
Regional Semifinal	7	3-4
Regional Third Place	4	2-2
Regional Final	4	2-2
National Semifinal	2	0-2
National Third Place	1	1-0

### NCAA Game Records

#### Points

32, Cliff Meely vs. Colorado State, 3/13/69  
 29, Bob Jeangerard vs. Bradley, 3/15/55  
 28, Burdie Haldorson vs. Tulsa, 3/10/55  
 26, Ken Charlton vs. Oklahoma City, 3/15/63  
 24, Chauncey Billups vs. Indiana, 3/13/97  
 24, Cliff Meely vs. Texas A&M, 3/15/69

#### Field Goals

12, Bob Jeangerard vs. Bradley, 3/15/55  
 11, Cliff Meely vs. Texas A&M, 3/15/69  
 11, Cliff Meely vs. Colorado State, 3/13/69  
 9, Ken Charlton vs. Cincinnati, 3/16/63  
 9, Ken Charlton vs. Oklahoma City, 3/15/63  
 9, Ken Charlton vs. Texas Tech, 3/16/62  
 9, Burdie Haldorson vs. Tulsa, 3/10/55

#### Field Goal Attempts

26, Cliff Meely vs. Colorado State, 3/13/69  
 24, Bob Jeangerard vs. Bradley, 3/15/55  
 23, Cliff Meely vs. Texas A&M, 3/15/69  
 21, Ken Charlton vs. Texas Tech, 3/16/62  
 20, Burdie Haldorson vs. Tulsa, 3/10/55

#### Field Goal Percentage (min. 5)

.833, Maurice Gilmore vs. Cincinnati, 3/17/62 (5-6)  
 .727, Jim Davis vs. Texas Tech, 3/16/62 (8-11)  
 .714, Charles Mock vs. Tulsa, 3/10/55 (5-7)  
 .667, Milt Mueller vs. Oklahoma City, 3/15/63 (4-6)  
 .643, Ken Charlton vs. Oklahoma City, 3/15/63 (9-14)

#### Three-Point Field Goals

4, Askia Booker vs. Illinois, 3/22/13  
 3, Askia Booker vs. Baylor, 3/17/12  
 3, Austin Dufault vs. UNLV, 3/15/12  
 3, Blair Wilson vs. Michigan State, 3/21/03  
 3, Chauncey Billups vs. Indiana, 3/13/97  
 3, Martice Moore vs. Indiana, 3/13/97  
 2, Askia Booker vs. UNLV, 3/15/12  
 2, Carlon Brown vs. UNLV, 3/15/12

#### Three-Point Field Goal Attempts

10, Askia Booker vs. Illinois, 3/22/13  
 9, Chauncey Billups vs. North Carolina, 3/15/97  
 5, Xavier Talton vs. UConn, 3/17/16  
 5, Carlon Brown vs. Baylor, 3/17/12  
 5, Blair Wilson vs. Michigan State, 3/21/03  
 5, Martice Moore vs. North Carolina, 3/15/97

### Three-Point FG Percentage (min. 3)

1.000, Askia Booker vs. Baylor, 3/17/12 (3-of-3)  
 .750, Austin Dufault vs. UNLV, 3/15/12 (3-of-4)  
 .750, Chauncey Billups vs. Indiana, 3/13/97 (3-of-4)  
 .750, Martice Moore vs. Indiana, 3/13/97 (3-of-4)  
 .667, Askia Booker vs. UNLV, 3/15/12 (2-of-3)  
 .667, Carlon Brown vs. UNLV, 3/15/12 (2-of-3)

### Free Throws

13, Josh Scott vs. UConn, 3/17/16  
 10, Cliff Meely vs. Colorado State, 3/13/69  
 10, Tom Harrold vs. Bradley, 3/15/55  
 10, Burdie Haldorson vs. Tulsa, 3/10/55  
 9, Burdie Haldorson vs. Bradley, 3/15/55  
 8, Ken Charlton vs. Oklahoma City, 3/15/63

### Free Throw Attempts

18, Josh Scott vs. UConn, 3/17/16  
 15, Tom Harrold vs. Bradley, 3/15/55  
 14, Cliff Meely vs. Colorado State, 3/13/69  
 13, Burdie Haldorson vs. Bradley, 3/12/54  
 12, Burdie Haldorson vs. Bradley, 3/15/55  
 12, Burdie Haldorson vs. Tulsa, 3/10/55

### Free Throw Percentage (min. 5)

1.000, Ken Charlton vs. Cincinnati, 3/16/63 (5-of-5)  
 1.000, Bob Doll vs. Stanford, 3/21/42 (5-of-5)  
 .857, Josh Scott vs. Pittsburgh, 3/20/14 (6-of-7)  
 .833, Chauncey Billups vs. Indiana, 3/13/97 (5-of-6)  
 .833, Wilky Gilmore vs. Cincinnati, 3/17/62 (5-of-6)  
 .833, Bob Jeangerard vs. Bradley, 3/15/55 (5-of-6)  
 .833, Burdie Haldorson vs. Tulsa, 3/10/55 (10-of-12)

### Rebounds

19, Jim Ranglos vs. Bradley, 3/15/55  
 17, Jim Davis vs. Oklahoma City, 3/15/63  
 16, Andre Roberson vs. UNLV, 3/15/12  
 16, Cliff Meely vs. Texas A&M, 3/15/63  
 14, Josh Scott vs. Illinois, 3/22/13  
 14, Milt Mueller vs. Cincinnati, 3/16/63  
 14, Burdie Haldorson vs. Tulsa, 3/10/55

### Offensive Rebounds

6, Josh Scott vs. Illinois, 3/22/13  
 3, Josh Scott vs. UConn, 3/17/16  
 3, Wesley Gordon vs. UConn, 3/17/16  
 3, Andre Roberson vs. UNLV, 3/15/12  
 3, David Harrison vs. Michigan State, 3/21/03  
 3, Fred Edmonds vs. North Carolina, 3/15/97

## Defensive Rebounds

13, Andre Roberson vs. UNLV, 3/15/12  
 9, Martice Moore vs. Indiana, 3/13/97  
 8, Josh Scott vs. UConn, 3/17/16  
 8, Josh Scott vs. Illinois, 3/22/13  
 7, Andre Roberson vs. Baylor, 3/17/12  
 6, Wesley Gordon vs. UConn, 3/17/16  
 6, Michel Morandais vs. Michigan State, 3/21/03

## Assists

5, Howard Frier vs. North Carolina, 3/15/97  
 4, Spencer Dinwiddie vs. Illinois, 3/22/13  
 4, Shane Harris-Tunks vs. Baylor, 3/17/12  
 4, Carlton Brown vs. UNLV, 3/15/12  
 3, Dominique Collier vs. UConn, 3/17/16  
 3, Michel Morandais vs. Michigan State, 3/21/03  
 3, Chauncey Billups vs. North Carolina, 3/15/97  
 3, Chauncey Billups vs. Indiana, 3/13/97  
 3, Fred Edmonds vs. Indiana, 3/13/97

## Steals

4, Andre Roberson vs. Baylor, 3/17/12  
 2, Josh Fortune vs. UConn, 3/17/16  
 2, Andre Roberson vs. Illinois, 3/22/13  
 2, Stephane Pelle vs. Michigan State, 3/21/03  
 2, Blair Wilson vs. Michigan State, 3/21/03  
 2, Charlie Melvin vs. Indiana, 3/13/97  
 2, Chauncey Billups vs. North Carolina, 3/15/97  
 2, Howard Frier vs. North Carolina, 3/15/97

## Blocks

7, David Harrison vs. Michigan State, 3/21/03  
 3, Andre Roberson vs. Illinois, 3/22/13  
 2, Wesley Gordon vs. UConn, 3/17/16  
 2, Andre Roberson vs. UNLV, 3/15/12

## Minutes

37, Andre Roberson vs. UNLV, 3/15/12  
 36, Josh Scott vs. UConn, 3/17/16  
 36, Andre Roberson vs. Baylor, 3/17/12  
 36, Nate Tomlinson vs. UNLV, 3/15/12  
 35, Chauncey Billups vs. N. Carolina, 3/15/97  
 34, Askia Booker & Andre Roberson, vs. Illinois, 3/22/13  
 34, Martice Moore vs. Indiana, 3/13/97  
 34, David Harrison vs. Michigan State, 3/21/03

## Double-Doubles

23 pts, 11 reb: Josh Scott vs. UConn, 3/17/16  
 12 pts, 16 rbs: Andre Roberson vs. UNLV, 3/15/12  
 17 pts, 10 rbs: Martice Moore vs. Indiana, 3/13/97  
 24 pts, 16 rbs: Cliff Meely vs. Texas A&M, 3/15/69  
 18 pts, 11 rbs: Mike Coleman vs. Texas A&M, 3/15/69  
 32 pts, 11 rbs: Cliff Meely vs. Colorado State, 3/13/69  
 23 pts, 12 rbs: Ken Charlton vs. Cincinnati, 3/16/63  
 11 pts, 12 rbs: Jim Davis vs. Cincinnati, 3/16/63  
 28 pts, 14 rbs: Burdie Halderson vs. Tulsa, 3/10/55  
 23 pts, 10 rbs: Burdie Halderson vs. Bradley, 3/15/55  
 10 pts, 19 rbs: Jim Ranglos vs. Bradley, 3/15/55  
 26 pts, 12 rbs: Ken Charlton vs. Oklahoma City, 3/15/63  
 16 pts, 17 rbs: Jim Davis vs. Oklahoma City, 3/15/63

## NCAA Tournament (Team Records)

### Points

1.	97	1969	Texas A&M
2.	93	1955	Bradley
3.	80	1997	Indiana
4.	78	1963	Oklahoma City
5.	75	1955	Iowa

### Turnovers

1.	23	2012	UNLV
2.	17	2014	Pittsburgh
3.	15	2013	Illinois
4.	13	2012	Baylor
	13	2003	Michigan State

### Points Allowed

1.	82	1969	Texas A&M
2.	81	1955	Bradley
3.	80	2012	Baylor
4.	79	2003	Michigan State
5.	77	2014	Pittsburgh

### Steals

1.	7	1997	North Carolina
2.	6	2003	Michigan State
	6	1997	Indiana
4.	5	2016	UConn
		2013	Illinois

### Rebounds

1.	53	1963	Oklahoma City
2.	47	1955	Bradley
3.	46	2012	UNLV
	46	1962	Texas Tech
5.	43	1963	Cincinnati

### Free Throws

			<b>FT-FTA</b>
1.	Bradley	1955	33-47
2.	Bradley	1954	26-39
3.	San Francisco	1955	22-30
4.	Tulsa	1955	21-31
5.	UConn	2016	19-30

### Assists

1.	12	2012	UNLV
	12	1997	Indiana
3.	11	1997	North Carolina
4.	9	2003	Michigan State
5.	8	2016	UConn

### Field Goals Made

1.	41	1969	Texas A&M
2.	33	1997	Indiana
3.	30	1963	Oklahoma City
	30	1955	Bradley
5.	29	1962	Texas Tech

### Blocks

1.	8	2003	Michigan State
2.	5	2013	Illinois
3.	3	5 times	(last 2016 vs. UConn)

### Field Goal Attempts

1.	82	1955	Bradley
2.	72	1969	Texas A&M
3.	70	1969	Colorado State
4.	68	1997	Indiana
5.	66	1955	Bradley

**NOTE:** Offensive Rebounds, Defensive Rebounds, All Three-Point categories, Assists, Blocks, Steals and Minutes since 1997; Field Goals Attempted and Percentage, Free Throws Attempted and Percentage and Rebounds since 1954.



## NIT TEAMS



Front Row (L to R): Dallas Walton, Lucas Siewert, Evan Battey, Alexander Strating, Deleon Brown, Namon Wright, McKinley Wright IV, D'Shawn Schwartz, Tyler Bey, Frank Ryder, Jakub Dombek. Back Row (L to R): Eli Parquet, Shane Gatling, AJ Martinka, Director of Operations Bill Cartun, Assistant Coach Kim English, Associate Head Coach Mike Rohn, Head Coach Tad Boyle, Assistant Coach Bill Grier, Director of Player Development Sean Kearney, Benan Ersek, Aidan McQuade, Daylen Kountz.

### 2018-19

Colorado was 23-13 overall and finished in a tie for fourth place in the Pac-12 regular season standings at 10-8. After a 2-6 start to Pac-12 play, the Buffaloes won 12 of their final 16 games, reaching the NIT Quarterfinals. Colorado's 8-2 run in the final 10 games of the regular season tied for the program's fourth-best in the NCAA Tournament era (since 1938) and the best since 1961-62. It was the 10th 20-win season in team history and sixth under head coach Tad Boyle. Colorado's 23 wins tied for the third most in team history and just one away from the school record of 24. The Buffaloes recorded double-digit conference wins for the fifth time in eight seasons of the Pac-12 era and the first since 2015-16. Colorado claimed record of .500 or better in conference play (includes Big 12) for the sixth time in nine seasons. Following a run to the Pac-12 Tournament semifinals, Colorado claimed a No. 4 seed in the NIT, defeating Dayton and Norfolk State at home, before falling to eventual champion Texas in the quarterfinals. Sophomores McKinley Wright IV and Tyler Bey were selected to the All-Pac-12 First Team while Bey was voted the league's Most Improved Player of the Year.

### 2016-17

Colorado made its school-record seventh-straight postseason appearance after a seventh place finish in the Pac-12 Conference. The Buffaloes rebounded from an 0-7 start to their league season to win nine of 13 down the stretch to claim their 10th NIT invite. Colorado had its share of big moments throughout the season. The Buffaloes won three games against ranked opponents, including a 74-65 triumph over No. 10/10 Oregon at the Coors Events Center; a Ducks team that would eventually reach the Final Four. Colorado also took down No. 22/21 Texas in Brooklyn and topped No. 13/14 Xavier during the nonconference schedule. Senior guard Derrick White had one of the finest seasons by an individual in a Buffaloes uniform. White earned All-Pac-12 first team and All-District honors averaging 18.1 points, 4.1 rebounds and 4.4 assists per game. He joined Shaun Vandiver as the only CU players to score 30 or more points twice in a single postseason. White had 31 points in the Pac-12 quarterfinals vs. Arizona and then would score 30 in CU's NIT opening round loss at UCF. A former Division II All-American at UCCS, White catapulted into the national spotlight during his one year at Colorado and was selected 29th overall in the 2017 NBA Draft by the San Antonio Spurs.



Front (L to R): Josh Repine, Thomas Akyazili, Deleon Brown, Josh Fortune, Wesley Gordon, Xavier Johnson, Derrick White, George King, Dominique Collier, Josh Lombard. Back Row (L to R): Namon Wright, Lucas Siewert, Dallas Walton, Assistant Coach Bill Grier, Director of Operations Bill Cartun, Head Coach Tad Boyle, Associate Head Coach Jean Prioleau, Director of Player Development Sean Kearney, Assistant Coach Mike Rohn, Tory Miller, Alexander Strating, Bryce Peters.



Standing (L-R): Director of Operations Rodney Billups, Coordinator of Operations Bill Cartun, Assistant Coach Jean Prioleau, Marcus Relphorde, Austin Dufault, Shane Harris-Tunks, Ben Mills, Trey Eckloff, Hassan Safieddine, Head coach Tad Boyle, Assistant coach Mike Rohn, Assistant Coach Tom Abatemarco. Sitting (L-R): Carlon Brown, Nate Tomlinson, Shannon Sharpe, Javon Coney, Alec Burks, Cory Higgins, Levi Knutson, Sabatino Chen, Andre Roberson.

### 2010-11

In Tad Boyle's first season as Colorado's head coach, the Buffs won a school-record 24 games (14 losses) in reaching the NIT semifinals at Madison Square Garden. Considered by most analysts to have been the NCAA Tournament's biggest snub, CU made the most of their NIT appearance by winning three-straight games before ultimately falling to Alabama in the semis. Led by senior Cory Higgins, who tied Richard Roby for CU's all-time career scoring title (2,001 points), and All-Big 12 unanimous first team selection Alec Burks, the Buffs boasted a potent offensive attack that ranked 12th nationally in scoring (79.6 ppg) and fifth nationally in free throw percentage (77.8 percent). Burks set a CU record for most points in a season with 779, surpassing Cliff Meely's mark that stood for 40 years. The season marked the first time that the Buffs had six players record over 100 made field goals in a season (Burks 251, Higgins 200, Levi Knutson 158, Marcus Relphorde 148, Austin Dufault 104, Andre Roberson 101). Roberson set a CU freshmen record by recording 297 rebounds for the season, and also became the first freshman in school history to lead the team in rebounds, steals (51) and blocks (42). Knutson was honored with the co-Big 12 Sixth Man of the Year Award.



## 2005-06

Led by a veteran roster of 10 seniors and an All-Big 12 first team selection, in sophomore Richard Roby, the Buffs tallied a 20-10 overall record to earn the school's eighth NIT berth. Coach Ricardo Patton's club ran off to one of the best starts in the program's history, with a 10-1 record before conference play. The season marked the first time three players had made over 50 3-pointers in a season (Roby 63, Andy Osborn 53, Chris Copeland 50). CU became nationally ranked for the first time since the 1996-97 season, coming in at No. 25 team in the country by the USA Today/Coaches' Poll for two straight weeks (Jan. 30-Feb. 12), and tied the school record for home wins in a season, with 14.



Standing (l-r): Kyle Carder, Ryan Dermody, Marcus King-Stockton, Calvin Williams, Julius Ashby, Lamont Arrington, Andy Osborn, Chris Copeland, Scott Senger, Jeryml Jackson-Wilson. Sitting (l-r): Glean Eddy, Chase Perkowski, Billy Boidock, Marcus Hall, Dominique Coleman, Jayson Obazuaye, Antoine McGee, Martane Freeman, Richard Roby.

## 2003-04

Colorado won 18 games for the fifth time under coach Ricardo Patton, including 10 in conference play, the most since recording 11 back in the 1996-97 season, and earned a number four seed in the Big 12 Tournament in Dallas. The trio of David Harrison, Blair Wilson, and Michel Morandais each surpassed the 1,000 points in a career mark, en route to the Buffaloes' third NIT berth during Patton's eight years as head coach. Harrison would break the CU record for blocks in a career with a three-block performance against Utah. Harrison went on to block 85 shots during the season and after only three years in a CU uniform, would hold every blocked shot record category. Wilson also broke a bundle of records during the season, as the senior made six treys in a game against Iowa State to break or tie four school records, most notably the school record for career 3-pointers. The Buffaloes ended the year with a first round loss at Oregon, 77-72, in overtime.



Standing (l-r): Marcus Hall, Jayson Obazuaye, Glean Eddy, Keith Smith, Scott Senger, Chris Copeland, Andy Osborn, David Harrison, Amadou Doumbouya, Lamar Harris, Blair Wilson, Michel Morandais, Treannis Jones, Brett Mattingly, Billy Boidock. Sitting (l-r): Michel Lasme, Manager Mark Ost, Athletic Trainer Derek Fitts, Assistant Coach Jason Shelton, Assistant Coach Paul Graham, Head Coach Ricardo Patton, Director of Operations Gerald Harris, Assistant Coach Terry Dunn, Equipment Manager Mike Smith, Manager Jackson Drieling, Antoine McGee.



Bottom (l-r): Jaquay Walls, Josh Townsend, Sam Sanders, Jose Winston, Nick Mohr. Middle: Ernest Renfro, D.J. Harrison, Aki Thomas. Standing: Richard Fox, Carlton Carter, Stephane Pelle, Will Smith, Kyle Williams, Jamahl Mosley.

## 1999-2000

The Buffaloes marched out to an 11-5 pre-conference record to start out the 1999-2000 season, led by senior guard Jaquay Walls' 17-point scoring average and Jamahl Mosley and Stephane Pelle's control of the paint, with 7.1 and 6.9 rebounds per game, respectively. On Dec. 3 in Hawaii's Rainbow Classic, Colorado defeated Gonzaga 81-77, making it the Buffs' third-straight victory over 1999 NCAA Tournament teams. In what many CU fans believe to be the best game at the Coors Events Center, CU came from behind to defeat Iowa State 102-90 in overtime. Walls scored a NCAA-record 15 points in the overtime, on his way to an astounding 42-point performance. At regular season's end the Buffs were invited to play in the NIT, only to fall in the first round to Southern Illinois 94-92. The invitation marked the third time in four years the Buffs had played in post-season tournaments.



## 1998-99 (Photo Unavailable)

Colorado opened the 1998-99 campaign 9-3, where it would see five Buffs average double digits in scoring over the season. By the year's end, many Colorado players had established themselves as some of the elite in the Big 12. Junior Jaquay Walls was named to the All-Big 12 All-Underrated Team, as well as earning All-Big 12 Honorable Mention status. Senior guard Kenny Price was named to the All-Big 12 Third team, while also ranking third in the conference in points per game. Price's nine three-pointers in a Big 12 second round game against Texas would set a single game record, breaking his mark of eight from the year before. With his nine treys, Price would bring his total for the year to 97, the highest single-season total in CU history. In March, Colorado was selected to the NIT, marking the second time in three years that the Buffs made a post-season appearance. CU defeated first round opponent Pepperdine 65-61 in the tournament's opening round, before losing to intrastate rival Colorado State 76-86 in the second round.



Bottom Row (l-r): Matt Daniel, Sande Goltart, Leroy Carter, Keith Higgins, Howard Frier. Top Row: Donnie Boyce, Greg Jensen, Mack Tuck, Ted Allen, Ted Kritza, Fred Edmonds.

## 1994-95

Colorado started off the 1994-95 season with a 10-3 record, including a convincing win of the Mile High Classic. The Buffs beat Eastern Washington and Hofstra by a combined 39 points for CU's fifth consecutive victory of their home tournament. On Jan. 7 in Boulder, the Buffs ended their 16-game losing streak against ranked teams, when they defeated No. 16 Iowa State 71-57, forcing a school record 31 turnovers by the opponent. After throwing down a fast break dunk, senior guard Donnie Boyce surpassed Cliff Meely (1967-71) to become Colorado's all-time leading scorer, finishing his illustrious career with 1,995 points. Boyce remains the only Colorado player to lead his team in scoring for four consecutive years. On Jan. 17 against Texas-San Antonio, senior Ted Allen blocked five shots to become CU's all-time leader in blocks, finishing with 53 on the year. At the season's end, Colorado qualified for the NIT, for only the second invitation to post-season play in 25 years and the first since the 1990-91 season. The Buffs finished the year with an above .500 winning percentage, for the first time since coach Joe Harrington's debut season with the team.

## 1990-91

The inside-outside combination of Shaun Vandiver and Steve Wise led the way for the Buffaloes in the 1990-91 season, where the duo combined for an average 41 points per game. The Buffs scored a school record 124 points, twice, in pre-conference match-ups against Central Connecticut State and Tennessee State, both ending in CU victories. Colorado ended a 22-year post-season drought by receiving an invitation to play in the NIT. The Buffaloes beat Michigan (71-64), Wyoming (83-75), Arkansas State (81-75), and Massachusetts (98-91) en route to a third place finish. Vandiver finished the year averaging 21.2 points and 10 rebounds per game, which was good enough to earn the senior center first team All-Big Eight honors, and a spot on the NIT All-Tournament team. Colorado finished the season with a 19-14 record, the team's best in 21 seasons.



Top (l-r): James Hunter, Charles Gentry, Asad Ali, Bill Markham, Shaun Vandiver, Randy Robinson, Rodell Guest. Bottom: Cornell Mann, Johnny Terrell, Stevie Wise, Cody Walters, Eric Elmburg, Billy Law.



## 1939-40

The 1939-40 edition of the Buffaloes tallied one of the best records in school history, finishing the year at 17-4. The team, led by coach Forrest Cox, dominated the Mountain States Conference with a conference record of 11-1, the sole loss coming from Utah State 31-29. Colorado qualified for the 1940 NIT in New York City, beating DePaul 52-37 and Duquesne 51-40. The Buffaloes then went on to participate in the NCAA Tournament, losing close games to Southern California (32-38) and Rice (60-56 OT). Colorado was the first team, and one of a select few, to play in both the NIT and NCAA tournaments in the same year.

Head Coach: Forrest B. Cox. Numerical Order: Jack Harvey #3, Gene Grove #4, Bob Doll #5, Don Hendricks #6, Don Thurman #7, Leason McCloud #8, Bill Cates #9, George Hamburg #10, Dick Emery #12, Paul Schmidt #14, Martin Trotsky #15, John Musgrove #16, Jim Hickey #17, Dick Merrill #18.

## 1937-38

The Colorado men's basketball program earned its first postseason berth in the 1937-38 season, under the direction of third-year head coach Forrest Cox, in which the Buffs went undefeated at home during the season. 1938 featured the debut of the Mountain States Conference, in which the Buffaloes stacked up a record of 10-2 in conference play. Colorado went on to the NIT in New York City, where the Buffs edged out New York University 48-47 in their first game, before succumbing to Temple University by a score of 60-34, turning in a 15-6 record on the season.



Balch Fieldhouse was the home floor for the Buffaloes during the 1937-38 season.

Members on the team were Byron "Whiz" White, Jim Schwartz, Jack Harvey, Jim Willcoxon, Don Hendricks, Don Thurman, Jim Hickey, John Ravenscroft, Mark Saunders, Gene Grove, Charlie Hikes, Don Sidwell.

## CU NATIONAL INVITATION TOURNAMENT

### 11 Appearances

#### 2018-19 (2-1)

Colorado 78, Dayton 73  
Colorado 76, Norfolk State 60  
Texas 68, Colorado 55

Mar. 19 Boulder, Colo. (First Round)  
Mar. 25 Boulder, Colo. (Second Round)  
Mar. 27 Austin, Texas (Quarterfinal)

#### 2016-17 (0-1)

UCF 79, Colorado 74

Mar. 15 Orlando, Fla. (First Round)

#### 2010-11 (3-1)

Colorado 81, Texas Southern 74  
Colorado 89, California 72  
Colorado 81, Kent State 74  
Alabama 62, Colorado 61

Mar. 16 Boulder, Colo. (First Round)  
Mar. 18 Boulder, Colo. (Second Round)  
Mar. 22 Boulder, Colo. (Quarterfinal)  
Mar. 29 New York City, N.Y. (Semifinal)

#### 2005-06 (0-1)

Old Dominion 79, Colorado 61

Mar. 15 Boulder, Colo. (First Round)

#### 2003-04 (0-1)

Oregon 77, Colorado 72 (ot)

Mar. 17 Eugene, Ore. (First Round)

#### 1999-2000 (1-1)

Southern Illinois 94, Colorado 92

Mar. 16 Boulder, Colo.

#### 1998-99 (1-1)

Colorado 65, Pepperdine 61  
Colorado State 86, Colorado 76

Mar. 10 Boulder, Colo.  
Mar. 16 Fort Collins, Colo.

#### 1994-95 (0-1)

New Mexico State 98, Colorado 83

Mar. 15 Las Cruces, N.M.

#### 1990-91 (4-1)

Colorado 71, Michigan 64  
Colorado 83, Wyoming 75  
Colorado 81, Arkansas State 75  
Oklahoma 88, Colorado 78  
Colorado 98, Massachusetts 91

Mar. 13 Boulder, Colo.  
Mar. 18 Boulder, Colo.  
Mar. 21 Boulder, Colo.  
Mar. 25 New York, N.Y. (NIT Semifinal)  
Mar. 27 New York, N.Y. (NIT Consolation Game)

#### 1939-40 (2-0)

Colorado 52, DePaul 37  
Colorado 51, Duquesne 40

Mar. 13 New York, N.Y.  
Mar. 15 New York, N.Y. (NIT Championship)

#### 1937-38 (1-1)

Colorado 48, New York University 47  
Temple 60, Colorado 34

Mar. 14 New York, N.Y.  
Mar. 16 New York, N.Y.



## 1,000 POINT SCORERS



Cory Higgins

### #1. Cory Higgins – 2001

Danville, Calif. (Monte Vista HS/The Pendleton School [Bradenton, Fla.])

Year	G-GS	Min.	FG-FGA	Pct	3PT-A	Pct	FT-FTA	Pct	O-D-R	Avg	Ast	To	PF-FO	Stl	Blk	Pts	Avg
2007-08	32-32	1074	95-207	.459	25-75	.333	51-75	.680	23-113-136	4.3	73	66	68-0	36	11	266	8.3
2008-09	31-31	1146	165-347	.476	32-89	.360	176-212	.830	18-149-167	5.4	80	87	77-2	59	11	538	17.4
2009-10	31-31	1036	193-382	.505	32-90	.356	169-203	.833	20-100-120	3.9	73	72	77-1	60	11	587	18.9
2010-11	38-37	1222	200-461	.434	36-106	.340	174-201	.866	31-93-124	3.3	94	80	82-2	37	14	610	16.1
Totals	132-131	4478	653-1397	.467	125-360	.347	570-691	.825	92-455-547	4.1	320	305	304-5	192	47	2001	15.2


### #1. Richard Roby – 2001

San Bernardino, Calif. (Lawrence Academy [Groton, Mass.])

Year	G-GS	Min.	FG-FGA	Pct	3PT-A	Pct	FT-FTA	Pct	O-D-R	Avg	Ast	To	PF-FO	Stl	Blk	Pts	Avg
2004-05	30-30	923	169-380	.445	67-179	.374	75-103	.728	36-107-143	4.8	58	80	70-4	48	23	480	16.0
2005-06	30-29	905	172-408	.422	63-177	.356	103-140	.736	46-118-164	5.5	74	64	52-1	62	27	510	17.0
2006-07	27-25	867	158-412	.383	37-138	.268	113-154	.734	49-89-138	5.1	59	91	55-2	33	12	466	17.3
2007-08	32-32	1110	189-396	.477	47-123	.382	120-157	.764	58-156-214	6.7	66	107	104-3	33	30	545	17.0
Totals	119-116	3805	688-1596	.431	214-617	.347	411-554	.742	189-470-659	5.5	257	342	281-10	176	92	2001	16.8



Richard Roby



Donnie Boyce

### 3. Donnie Boyce – 1995

Maywood, Ill. (Proviso East)

Year	G-GS	Min.	FG-FGA	Pct	3PT-A	Pct	FT-FTA	Pct	O-D-R	Avg	A	To	PF-FO	Stl	Blk	Pts	Avg
1991-92	28-28	938	163-389	.419	25-90	.564	66-117	.564	48-85-133	4.8	87	105	95-5	68	27	417	14.9
1992-93	27-25	896	184-404	.455	23-73	.315	124-194	.639	70-98-168	6.2	96	96	91-6	52	18	515	19.1
1993-94	26-26	893	189-471	.401	39-123	.317	165-233	.708	58-115-173	6.7	116	99	84-2	59	40	582	22.4
1994-95	26-26	801	157-384	.409	42-133	.409	125-177	.706	55-115-170	6.5	106	79	76-1	66	29	481	18.5
Totals	107-105	3528	693-1648	.421	177-419	.422	480-721	.666	231-413-644	6.2	405	379	346-14	245	114	1995	18.6

### 4. Cliff Meely – 1940

Chicago, Ill. (Harlan)

Year	G	FG-FGA	Pct	FT-FTA	Pct	O-D-R	Avg	PF-FO	Pts	Avg
1968-69	28	271-590	.459	125-208	.601	337	12.1	79-1	667	23.8
1969-70	26	197-482	.408	150-224	.669	332	12.7	84-6	544	20.9
1970-71	26	282-566	.498	165-237	.696	302	11.9	79-3	729	28.0
Totals	80	750-1638	.457	440-669	.657	971	12.1	242-10	1940	24.3



Cliff Meely



Shaun Vandiver

### 5. Shaun Vandiver – 1876

Bollingbrook, Ill. (Romeoville)

Year	G	Min.	FG-FGA	Pct	3PT-A	Pct	FT-FTA	Pct	O-D-R	Avg	Ast	To	PF-FO	Stl	Blk	Pts	Avg
1988-89	28-28	991	198-367	.54	1--4	.25	112-146	.767	91-204-295	10.5	56	80	101-8	14	16	509	18.2
1989-90	30-28	1036	274-462	.593	3--14	.214	117-171	.684	111-225-336	11.2	62	76	102-3	18	36	668	22.3
1990-91	33-33	1182	278-478	.582	6--19	.316	137-182	.753	114-217-331	10.0	65	73	105-5	17	38	699	21.2
Totals	91-89	3159	750-1307	.574	10--37	.27	366-499	.734	316-646-962	10.6	183	229	308-16	49	90	1876	20.6

### 6. Askia Booker – 1740

Los Angeles, Calif. (Price)

Year	GP-GS	Min	FG-FGA	Pct	3PT-A	Pct	FT-FTA	Pct	O	D	Reb	Avg	Ast	To	PF-FO	Stl	Blk	Pts	Avg
2011-12	35- 1	754	104-259	.402	29- 78	.372	80-105	.762	20	76	96	2.7	49	60	61-1	26	1	317	9.1
2012-13	33-33	1050	152-418	.364	49-157	.312	57- 81	.704	17	99	116	3.5	71	69	64-2	40	0	410	12.4
2013-14	35-35	1068	166-427	.389	37-136	.272	112-137	.818	20	111	131	3.7	116	88	62-0	45	2	481	13.7
2014-15	31-28	936	173-447	.387	55-167	.329	131-157	.834	15	88	103	3.3	99	70	56-1	44	2	532	17.2
Totals	134-97	3808	595-1551	.384	170-538	.316	380-480	.792	72	374	446	3.3	335	287	243-4	155	5	1740	13.0



Askia Booker



**Stevie Wise**

## 7. Stevie Wise – 1717

**Detroit, Mich. (Southwestern)**

Year	G	Min.	FG-FGA	Pct	3PT-A	Pct	FT-FTA	Pct	O-D-R	Avg	Ast	To	PF-FO	Stl	Blk	Pts	Avg
1987-88	28-18	611	58-160	.387	12-51	.235	40-52	.769	12-52-64	2.3	79	69	46-1	24	2	168	6.0
1988-89	28-21	814	113-275	.411	40-125	.32	39-57	.684	9-55-64	2.3	86	83	70-2	37	9	305	10.9
1989-90	30-30	1034	195-449	.434	76-223	.341	133-158	.842	32-67-99	3.3	110	71	64-1	49	7	599	20.0
1990-91	33-33	1127	223-541	.412	86-271	.317	123-161	.764	31-70-101	3.1	102	96	73-1	69	5	655	19.8
Totals	119-102	3586	586-1425	.411	214-670	.319	335-428	.783	84-244-328	2.8	377	319	253-4	179	23	1717	14.5

## 8. Josh Scott – 1709

**Monument, Colo. (Lewis-Palmer)**

Year	GP	GS	Min	Avg	FG	FGA	Pct	3FG	FGA	Pct	FT	FTA	Pct	Off	Def	Tot	Avg	PF	FO	A	TO	B	S	Pts	Avg
2012-13	31	30	873	28.2	124	255	.486	1	1	1.000	68	91	.747	87	91	178	5.7	68	2	19	36	24	14	317	10.2
2013-14	35	34	1107	31.6	159	311	.511	0	2	.000	175	216	.810	102	193	295	8.4	63	0	22	51	40	28	493	14.1
2014-15	26	25	802	30.8	130	239	.544	1	4	.250	115	153	.752	89	130	219	8.4	45	0	29	24	46	18	376	14.5
2015-16	32	31	979	30.6	187	352	.531	3	9	.333	146	195	.749	87	195	282	8.8	56	0	58	40	52	20	523	16.3
Totals	124	120	3761	30.3	600	1157	.519	5	16	.313	504	655	.769	365	609	974	7.9	232	2	128	151	162	80	1709	13.8



**Josh Scott**



**Emmett Lewis**

## 9. Emmett Lewis – 1680


**Gary, Ind. (Emerson)**

Year	G	FG-FGA	Pct	FT-FTA	Pct	O-D-R	Avg	Asst	To	PF-FO	Stl	Blk	Pts	Avg
1975-76	26	170-363	.468	49-67	.731	55	2.1	29	—	61-5	—	—	389	15.0
1976-77	27	221-465	.475	87-114	.763	111	4.1	68	—	92-8	—	—	529	19.6
1978-79	25	133-305	.436	56-81	.691	85	3.4	44	58	72-3	24	—	322	12.4
1979-80	26	183-387	.473	74-103	.718	93	3.6	48	50	51-0	23	2	440	16.9
Totals	104	707-1520	.465	266-365	.729	344	3.3	189	108	276-16	47	2	1680	16.2

## 10. Randy Downs – 1566

**La Puente, Calif. (Nogales)**

Year	G	Min.	FG-FGA	Pct	FT-FTA	Pct	O-D-R	Avg	Ast	To	PF-FO	Stl	Blk	Pts	Avg
1982-83	27-27	778	127-251	.506	68-82	.829	46-75-121	4.5	42	41	81-4	22	22	322	11.9
1983-84	29-29	926	167-287	.582	104-128	.813	53-101-154	5.3	29	56	75-2	11	13	438	15.1
1984-85	28-28	922	178-324	.549	102-133	.767	58-111-169	6.0	42	65	73-1	16	28	458	16.4
1985-86	28-19	728	137-257	.533	74-100	.740	54-124-178	6.4	34	41	59-0	11	11	348	12.4
Totals	112-103	3354	609-1119	.544	348-443	.785	211-411-622	5.6	147	203	288-7	60	74	1566	13.9



**Randy Downs**



**Xavier Johnson**

## 11. Xavier Johnson – 1463

**Los Angeles, Calif. (Mater Dei)**

Year	GP	GS	Min	Avg	FG	FGA	Pct	3FG	FGA	Pct	FT	FTA	Pct	Off	Def	Tot	Avg	PF	FO	A	TO	B	S	Pts	Avg
2012-13	33	18	792	24.0	105	204	.515	25	57	.439	60	107	.561	56	103	159	4.8	96	4	12	58	15	9	295	8.9
2013-14	33	33	994	30.1	136	293	.464	37	102	.363	87	142	.613	57	137	194	5.9	67	3	27	58	10	25	396	12.0
2014-15	29	15	706	24.3	105	236	.445	29	79	.367	60	93	.645	46	116	162	5.6	62	1	19	52	9	17	299	10.3
2016-17	32	31	895	28.0	164	335	.490	39	102	.382	106	157	.675	55	135	190	5.9	82	1	33	46	11	17	473	14.8
Totals	127	97	3387	26.7	510	1068	.478	130	340	.382	313	499	.627	214	491	705	5.6	307	9	91	214	45	68	1463	11.5

## 12. Michel Morandais – 1428

**Guadeloupe, French West Indies [Burlington, N.J.]**

Year	G	Min.	FG-FGA	Pct	3PT-A	Pct	FT-FTA	Pct	O-D-R	Avg	Ast	To	PF-FO	Stl	Blk	Pts	Avg
2000-01	30-3	383	52-115	.452	9-22	.409	40-62	.645	31-56-87	2.9	27	32	51-1	17	9	153	5.1
2001-02	26-11	662	117-241	.485	16-41	.390	33-52	.635	27-89-116	4.5	72	47	63-2	30	20	283	10.9
2002-03	31-31	1006	197-434	.454	37-102	.363	94-121	.777	41-125-166	5.4	105	69	70-0	29	19	525	16.9
2003-04	29-28	926	154-379	.406	58-157	.369	101-118	.856	26-102-128	4.4	90	98	61-3	27	17	467	16.1
Totals	116-73	2977	520-1169	.445	120-322	.373	268-353	.759	125-372-497	4.3	294	246	245-6	103	65	1428	12.3



**Michel Morandais**



**Stephane Pelle**

## 13. Stephane Pelle – 1367

**Yaounde, Cameroon (Mercersburg Academy [Pa.])**

Year	G	Min.	FG-FGA	Pct	3PT-A	Pct	FT-FTA	Pct	O-D-R	Avg	Ast	To	PF-FO	Stl	Blk	Pts	Avg
1999-2000	29-4	660	89-217	.410	2--2	1.000	92-128	.719	83-105-188	6.5	24	39	63-1	18	22	272	8.5
2000-01	30-14	737	124-259	.479	0-1	.000	92-119	.773	86-138-224	7.5	21	61	88-5	37	19	340	11.3
2001-02	29-26	855	139-289	.481	0-2	.000	93-121	.769	107-207-314	10.8	40	56	72-3	28	29	371	12.8
2002-03	32-31	891	143-307	.466	0-3	.000	98-123	.797	97-201-298	9.3	27	58	76-0	29	33	384	12.0
Totals	123-75	3143	495-1072	.462	2--8	.250	375-491	.764	373-651-1024	8.3	112	214	299-9	112	103	1367	11.1





Scott Wilke

## 14. Scott Wilke – 1366

Panama, Iowa (Harlan)

Year	G	Min.	FG-FGA	Pct	3PT-A	Pct	FT-FTA	Pct	O-D-R	Avg	Ast	To	PF-FO	Stl	Blk	Pts	Avg
1984-85	26-0	155	18-36	.500	---	---	22-44	.500	17-30-47	1.8	5	19	26-0	2	2	58	2.2
1985-86	28-9	491	96-171	.561	---	---	68-87	.782	44-63-107	3.8	29	53	84-3	16	4	260	9.3
1986-87	28-28	906	172-330	.521	0-0	.000	103-146	.705	61-127-188	6.7	55	79	100-6	24	14	447	16.0
1987-88	28-28	1012	241-447	.539	5-12	.417	114-172	.663	82-152-234	8.4	64	72	97-2	31	21	601	21.5
Totals	110-62	2564	527-984	.535	5-12	.417	307-449	.684	204-372-576	5.2	153	223	307-11	73	42	1366	12.4

## 15. Ken Charlton – 1352

Denver, Colo. (South)

Year	G	FG-FGA	Pct	FT-FTA	Pct	O-D-R	Avg	PF-FO	Pts	Avg
1960-61	25	126-313	.403	88-114	.772	219	8.8	59-1	340	13.6
1961-62	25	163-356	.458	172-221	.778	238	9.5	57-1	498	19.9
1962-63	26	160-337	.475	194-245	.792	214	8.2	51-2	514	19.8
Totals	76	449-1006	.446	454-580	.783	671	8.8	283-4	1352	17.8



Ken Charlton



David Harrison

## 16. David Harrison – 1317

Nashville, Tenn. (Brentwood Academy)

Year	G	Min.	FG-FGA	Pct	3PT-A	Pct	FT-FTA	Pct	O-D-R	Avg	Ast	To	PF-FO	Stl	Blk	Pts	Avg
2001-02	27-22	656	139-218	.638	0-0	.000	97-173	.561	91-97-188	7.0	11	62	94-4	15	34	375	13.9
2002-03	32-31	908	164-300	.547	0-0	.000	117-208	.563	103-162-265	8.3	16	72	112-5	22	106	445	13.9
2003-04	29-28	916	186-295	.631	0-1	.000	125-232	.539	108-146-254	8.8	25	78	94-3	17	85	497	17.1
Totals	88-81	2480	489-813	.602	0-1	.000	339-613	.553	302-405-707	8.0	52	212	300-12	54	225	1317	15.0

## 17. Jay Humphries – 1306

Inglewood, Calif. (Inglewood)

Year	G	Min.	FG-FGA	Pct	FT-FTA	Pct	O-D-R	Avg	Ast	To	PF-FO	Stl	Blk	Pts	Avg
1980-81	28-19	762	74-143	.517	31-47	.660	12-47-59	2.1	99	47	79-4	41	4	179	6.4
1981-82	27-27	948	113-242	.467	53-83	.639	22-49-71	2.6	116	64	86-4	52	7	279	10.3
1982-83	28-28	1034	170-339	.501	60-95	.632	28-63-91	3.3	174	85	98-5	115	6	400	14.3
1983-84	29-29	1120	170-334	.509	108-137	.788	24-70-94	3.2	173	90	87-3	101	3	448	15.4
Totals	112-103	3864	527-1058	.498	252-362	.696	86-229-315	2.8	562	286	350-16	309	20	1306	11.7



Jay Humphries



George King

## 18. George King – 1294

Fayetteville, N.C. (Brennan [San Antonio, Texas])

Year	GP	GS	Min	Avg	FG	FGA	Pct	3FG	FGA	Pct	FT	FTA	Pct	Off	Def	Tot	Avg	PF	FO	A	TO	B	S	Pts	Avg
2013-14	27	0	148	5.5	11	39	.282	4	20	.200	15	23	.652	5	36	41	1.5	14	0	5	12	1	4	41	1.5
2015-16	34	27	862	25.4	152	341	.446	68	149	.456	89	119	.748	55	104	159	4.7	60	0	23	63	8	13	461	13.6
2016-17	34	32	943	27.7	139	302	.460	47	125	.376	53	79	.671	67	163	230	6.8	72	2	25	57	7	16	378	11.1
2017-18	32	31	913	28.5	142	319	.445	62	157	.395	68	87	.782	56	195	251	7.8	78	2	35	64	21	17	414	12.9
Totals	127	90	2866	22.6	444	1001	.444	181	451	.401	225	308	.731	183	498	681	5.4	224	4	88	196	37	50	1294	10.2

## 19. Alec Burks – 1291

Grandview, Mo. (Grandview)

Year	G-GS	Min.	FG-FGA	Pct	3PT-A	Pct	FT-FTA	Pct	O-D-R	Avg	Ast	To	PF-FO	Stl	Blk	Pts	Avg
2009-10	30-30	907	172-320	.538	19-54	.352	149-193	.772	58-92-150	5.0	53	58	75-0	35	12	512	17.1
2010-11	38-37	1193	251-535	.469	28-96	.292	249-302	.825	91-156-247	6.5	112	99	89-1	41	12	779	20.5
Totals	68-67	2100	423-855	.495	47-150	.313	398-495	.804	149-248-397	5.8	165	157	164-1	76	24	1291	19.0



Alec Burks




Pat Frink

## 20. Pat Frink – 1288

Wheat Ridge, Colo. (Wheat Ridge)

Year	G	FG-FGA	Pct	FT-FTA	Pct	O-D-R	Avg	PF-FO	Pts	Avg
1964-65	25	135-336	.402	106-142	.746	80	3.2	57-3	376	15.0
1966-67	24	165-356	.463	110-158	.696	66	2.8	53-0	440	18.3
1967-68	25	185-444	.417	102-147	.690	105	4.2	83-2	472	18.9
Totals	74	485-1136	.427	318-447	.711	251	3.4	193-5	1288	17.4



**Blair Wilson**

## 21. Blair Wilson – 1253


Westminster, Colo. (Westminster)

Year	G	Min.	FG-FGA	Pct	3PT-A	Pct	FT-FTA	Pct	O-D-R	Avg	Asst	To	PF-FO	Stl	Blk	Pts	Avg
2000-01	29-4	430	42-118	.356	23-75	.307	21-26	.808	20-31-51	1.8	22	15	37-0	13	7	128	4.4
2001-02	29-3	798	121-268	.451	76-177	.429	38-47	.809	27-73-100	3.4	50	39	49-0	31	13	356	12.3
2002-03	32-31	1048	136-342	.398	83-237	.350	57-71	.803	25-84-109	3.4	59	36	58-0	38	7	412	12.9
2003-04	29-29	958	114-280	.407	75-190	.395	54-70	.771	11-86-97	3.3	50	34	41-0	38	6	357	12.3
Totals	119-67	3234	413-1008	.410	257-679	.379	170-214	.794	83-274-357	3.0	181	194	185-0	120	33	1253	10.5

## 22. Scott Wedman – 1251

Denver, Colo. (Mullen)

Year	G	FG-FGA	Pct	FT-FTA	Pct	O-D-R	Avg	Asst	PF-FO	Pts	Avg
1971-72	26	132-291	.454	68-103	.660	228	8.8	—	75-4	32	12.8
1972-73	26	185-383	.483	90-111	.811	242	9.3	46	88-4	460	17.7
1973-74	23	199-372	.535	61-97	.629	214	9.3	61	70-4	459	20.0
Totals	75	516-1046	.493	219-311	.704	684	9.1	107	233-12	1251	16.7



**Scott Wedman**



**Vince Kelley**

## 23. Vince Kelley – 1180

Inglewood, Calif. (Inglewood)

Year	G	Min.	FG-FGA	Pct	FT-FTA	Pct	O-D-R	Avg	Asst	To	PF-FO	Stl	Blk	Pts	Avg
1980-81	28-6	528	71-137	.518	35-58	.603	50-55-105	3.8	9	35	45-0	16	4	177	6.3
1981-82	27-27	867	141-314	.449	80-107	.748	66-107-173	6.4	54	65	72-3	19	19	362	13.4
1982-83	28-28	995	129-296	.436	70-114	.614	91-163-254	9.1	54	57	88-5	41	23	328	11.7
1983-84	29-29	975	116-268	.433	81-109	.743	60-138-198	6.8	55	70	94-7	27	11	313	10.8
Totals	112-90	3365	457-1015	.450	266-388	.686	267-463-730	6.5	172	227	299-15	103	57	1180	10.5

## 24. Marcus Hall – 1178

Houston, Texas (Jersey Village)

Year	G	Min.	FG-FGA	Pct	3PT-A	Pct	FT-FTA	Pct	O-D-R	Avg	Asst	To	PF-FO	Stl	Blk	Pts	Avg
2007-08	32-32	1202	171-359	.476	53-139	.381	52-77	.675	29-95-124	3.9	128	71	61-2	58	7	447	14.0
2006-07	did not play																
2005-06	30-23	797	102-249	.410	36-105	.343	22-32	.688	15-62-77	2.6	124	57	43-0	38	5	262	8.7
2004-05	29-21	858	118-287	.411	38-122	.311	50-72	.694	13-62-75	2.6	126	67	46-1	29	9	324	11.2
2003-04	29-0	437	52-119	.437	25-64	.391	16-37	.432	6-33-39	1.3	45	29	40-0	15	5	145	5.0
Totals	120-76	3294	443-1014	.437	152-430	.353	140-218	.642	63-252-315	2.6	423	224	190-3	140	26	1178	9.8



**Marcus Hall**



**Jamahl Mosley**

## 25. Jamahl Mosley – 1171

San Diego, Calif. (Rancho Buena Vista)

Year	G	Min.	FG-FGA	Pct	3PT-A	Pct	FT-FTA	Pct	O-D-R	Avg	Asst	To	PF-FO	Stl	Blk	Pts	Avg
1997-98	19-1	314	29-66	.439	0-0	.000	25-37	.676	30-46-76	4.0	10	17	26-0	8	11	83	4.4
1998-99	22-18	555	72-152	.474	0-0	.000	78-100	.780	53-93-146	6.6	14	36	57-2	10	18	222	10.1
1999-2000	29-28	885	159-294	.541	0-0	.000	131-177	.740	88-130-218	7.5	23	38	68-0	32	14	449	14.0
2000-01	30-28	838	145-259	.560	0-1	.000	127-165	.770	91-138-229	7.6	31	81	96-2	16	14	417	13.9
Totals	103-75	2592	405-771	.525	0-1	.000	361-479	.754	262-407-669	6.5	78	172	247-4	66	57	1171	11.4

## 26. Burdette Haldorson – 1125

Austin, Minn.

Year	G	FG-FGA	Pct	FT-FTA	Pct	O-D-R	Avg	PF	Pts	Avg
1951-52	7	6-16	.375	0-5	.000	14	2.0	5	12	1.7
1952-53	21	77-201	.383	68-100	.680	152	7.2	57	222	10.6
1953-54	22	144-314	.459	79-123	.642	199	9.1	90	367	16.7
1954-55	25	182-423	.430	160-211	.758	346	13.8	81	524	21.0
Totals	75	409-954	.429	307-439	.707	711	9.5	233	1125	15.0



**Burdette Haldorson**



**Spencer Dinwiddie**

## 27. Spencer Dinwiddie – 1115

Woodland Hills, Calif. (Taft)

Year	GP-GS	Min	FG-FGA	Pct	3PT-A	Pct	FT-FTA	Pct	O	D	Reb	Avg	Asst	To	PF-FO	Stl	Blk	Pts	Avg
2013-14	17-17	529	61-131	.466	26-63	.413	102-119	.857	8	44	52	3.1	64	30	32-0	26	4	250	14.7
2012-13	33-33	1073	130-313	.415	47-139	.338	198-240	.825	9	96	105	3.2	99	73	65-0	44	16	505	15.3
2011-12	36-36	988	99-246	.402	42-96	.438	120-147	.816	25	106	131	3.6	64	50	84-5	27	9	360	10.0
Totals	86-86	2590	290-690	.420	115-298	.386	420-506	.830	42	246	288	3.4	227	153	181-5	97	29	1115	13.0





Jim Davis

## 28. Jim Davis – 1110

Muncie, Ind. (Central)

Year	G	FG-FGA	Pct	FT-FTA	Pct	O-D-R	Avg	PF-FO	Pts	Avg
1961-62	26	105-209	.502	77-119	.647	216	8.3	84-7	287	11.0
1962-63	26	145-294	.493	70-134	.522	329	12.7	74-0	360	13.8
1963-64	25	161-338	.476	141-204	.692	318	12.7	78-5	463	18.5
Totals	77	411-841	.489	288-457	.630	863	11.2	236-12	1110	14.4

## 29. Larry Vaculik – 1084

Omaha, Neb. (Archbishop Ryan)

Year	G	FG-FGA	Pct	FT-FTA	Pct	O-D-R	Avg	Ast	To	PF-FO	Stl	Blk	Pts	Avg
1974-75	26	95-200	.475	30-40	.750	158	6.0	29	—	48-1	—	—	220	8.4
1975-76	26	101-200	.505	39-54	.722	188	7.2	30	—	69-2	—	—	243	9.3
1976-77	27	121-251	.482	58-80	.725	178	6.6	45	—	92-4	—	—	310	11.5
1977-78	27	134-270	.496	55-79	.696	185	6.9	21	48	84-5	10	17	323	12.0
Totals	106	451-921	.489	182-253	.719	709	6.7	125	48	293-12	10	17	1084	10.2



Larry Vaculik



Austin Dufault

## 30. Austin Dufault – 1076

Killdeer, N.D. (Killdeer)

Year	G	GS	Min	FG-FGA	Pct	3PT-A	Pct	FT-FTA	Pct	O	D	Reb	Avg	Ast	To	PF-FO	Stl	Blk	Pts	Avg
2008-09	31	31	953	93-219	.425	13-53	.245	55-82	.671	26	89	115	3.7	31	52	75-0	11	3	254	8.2
2009-10	31	26	666	62-137	.453	16-42	.381	32-54	.593	28	67	95	3.1	27	19	92-5	22	11	172	5.5
2010-11	38	38	845	104-199	.523	5-26	.192	39-62	.629	63	97	160	4.2	27	26	112-3	23	21	252	6.6
2011-12	36	35	975	151-311	.486	23-64	.359	73-106	.689	52	107	159	4.4	33	46	94-1	20	9	398	11.1
TOTAL	136	130	3439	410-866	.473	57-185	.308	199-304	.655	169	360	529	3.9	118	143	373-9	76	44	1076	7.9

## 31. Jim Creighton – 1032

Denver, Colo. (North)

Year	G	FG-FGA	Pct	FT-FTA	Pct	O-D-R	Avg	PF-FO	Pts	Avg
1969-70	26	86-161	.534	61-84	.726	177	6.8	62-4	233	8.9
1970-71	26	126-237	.531	91-139	.655	212	8.2	59-3	343	13.2
1971-72	26	160-373	.429	136-222	.613	264	10.1	64-3	456	17.6
Totals	78	372-771	.482	288-445	.647	653	8.4	185-10	1032	13.2



Jim Creighton



Wilky Gilmore

## 32. Wilky Gilmore – 1026


New Canaan, Conn.

Year	G	FG-FGA	Pct	FT-FTA	Pct	O-D-R	Avg	PF-FO	Pts	Avg
1959-60	24	100-267	.375	134-188	.713	254	10.6	66-n/a	334	13.9
1960-61	21	129-267	.483	104-156	.667	174	8.3	57-1	362	17.2
1961-62	25	117-258	.453	96-142	.676	163	6.5	53-0	330	13.2
Totals	7	346-792	.437	334-486	.687	591	8.4	176-1	1026	14.7

## 33. Chauncey Billups – 1020

Denver, Colo. (George Washington)

Year	G-GS	Min.	FG-FGA	Pct	3PT-A	Pct	FT-FTA	Pct	O-D-R	Avg	Ast	To	PF-FO	Stl	Blk	Pts	Avg
1995-96	26-24	919	145-351	.413	45-127	.354	130-151	.861	54-111-165	6.3	143	118	75-3	42	4	465	17.9
1996-97	29-29	947	152-368	.413	75-187	.401	176-206	.854	33-108-141	4.9	139	84	53-0	62	4	555	19.1
Totals	55-53	1866	297-719	.413	120-314	.382	306-357	.857	87-219-306	5.6	282	202	128-3	104	8	1020	18.5



Chauncey Billups



Andre Roberson

## 34. Andre Roberson – 1012

San Antonio, Texas (Wagner)

Year	G-GS	Min.	FG-FGA	Pct	3PT-A	Pct	FT-FTA	Pct	O-D-R	Avg	Ast	To	PF-FO	Stl	Blk	Pts	Avg
2010-11	38 -0	847	101-174	.580	12-35	.343	42-76	.553	106-191-297	7.8	33	44	112-6	51	42	256	6.7
2011-12	36-35	1087	149-292	.510	19-50	.380	102-166	.615	111-290-401	11.1	42	65	85-2	46	67	419	11.6
2012-13	31-30	1036	132-275	.480	19-58	.328	54-98	.551	92-255-347	11.2	44	74	78-5	67	41	337	10.9
Totals	105-65	2970	382-741	.516	50-143	.350	198-340	.582	309-736-1045	10.0	119	183	275-13	164	150	1012	9.6

## ALL-TIME JERSEY NUMBERS

### 0

Thomas Akyazili .....	2015-17
Larry Anderson .....	1957-59
Askia Booker .....	2011-15
<b>Shane Gatling</b> .....	<b>2018-19</b>
D'Shawn Schwartz .....	2017-18

### 1

<b>Tyler Bey</b> .....	<b>2017-19</b>
Glean Eddy .....	2002-06
Wesley Gordon .....	2013-17
Marcus Hall .....	2007-08
Nate Tomlinson .....	2008-12

### 2

Billy Boidock .....	2002-06
Poncho Hodges .....	1991-92
James Inge .....	2006-07
Xavier Johnson .....	2012-15
<b>Daylen Kountz</b> .....	<b>2018-19</b>
Shannon Sharpe .....	2010-12

### 3

Craig Austin .....	1977-81
Trent Beckley .....	2010-11
Joe Beckner .....	1958-61
David Bolen .....	1974-78
Amadou Doumbouya .....	2001-04
Matt Favaro .....	2008-09
Kendall Hills .....	1948-50
Bob Hofman .....	1972-74
Terry Jamison .....	1968-71
Duane Lewis .....	1961-64
Leason "Pete" McCloud .....	1940-42
Martice Moore .....	1995-97
Samuel Morrison .....	1953-55
Daryl Mullin .....	1971-72
Kenny Price .....	1997-99
George Redhair .....	1955-57
Xavier Talton .....	2012-16
Karl Tait .....	1964-67
Johnny Terrell .....	1989-93
Chuck Williams .....	1965-68
Jose Winston .....	1999-01

### 4

Merle Abrams .....	1953-54
John Addison .....	1979-80
Lynn Baker .....	1963-67
Chauncey Billups .....	1995-97
Darrel Bolen .....	1957-58
Jason Carter .....	2001-02
Torrance Chapmon .....	1987-88
Bruce Conway .....	1948-51
Don Gunsales .....	1959-61
Kendall Hills .....	1946-47
Bob Hofman .....	1970-71
Anders Jacobson .....	1992-93
Eric Lee .....	1960-63
Dave Mowbry .....	1954-57
Andy Osborn .....	2004-06
Greg Price .....	1990-92
Mike Reid .....	1984-86
Jay Sferra .....	1974-77
Gordon Tope .....	1967-70
Jaquay Walls .....	1998-00

Scott Wedman .....	1971-72
Doug Worthington .....	1980-81

### 5

Deleon Brown .....	2016-18
Bob Doll .....	1939-41
Valmer Erickson .....	1950-51
Howard Frier .....	1994-98
Pat Frink .....	1964-65, '66-68
Mike Gorman .....	1978-79
Gordon Johnson .....	1955-57
Tony Lawrence .....	1973-75
Dudley Mitchell .....	1968-71
Charles Mock .....	1952-55
Jamahl Mosley .....	1998-01
Jayson Obazuaye .....	2002-06
George Parsons .....	1962-64
Ed Price .....	1961-63
Marcus Relphorde .....	2009-11
Bob Rolander .....	1948-50
<b>D'Shawn Schwartz</b> .....	<b>2018-19</b>
Eli Stalzer .....	2012-16
Beau Webb .....	2011-12
Tom White .....	1975-76
Johnny Wilkes .....	1980-81
Jeremy Williams .....	1906-07
Stan Williams .....	1959-60
Jerome Wright .....	1971-73

### 6

Donald Evans .....	1946-47
Jack Froistad .....	1948-50
Don Hendricks .....	1937-40
Elmer Kasari .....	1945-46
Bob Kirchner .....	1940-41

### 7

Russell Walseth .....	1945-47
-----------------------	---------

### 8


Leason McCloud .....	1939-40
----------------------	---------

### 9


Carr Bosemann .....	1948-50
---------------------	---------

### 10


James Armatus .....	1949-53
Alec Burks .....	2009-11
Bob Bush .....	1969-72
Oscar Carlson .....	1960-61
Mike Chaussee .....	1971-72
Tre'Shaun Fletcher .....	2013-16
Jim Grant .....	1953-55
Brian Haldorson .....	1979-80
Phil Hart .....	1964-65
Ryan Kelley .....	2008-09
Mickey Kern .....	1966-69
Bruno Konopka .....	1973-75
Emmett Lewis .....	1975-79
Lonnie Melton .....	1961-63
Kenneth Munns .....	1951-53
Kerry Nash .....	1986-88
Ken Norman .....	1955-56
Larry Pitts .....	1957-58
Tony Pruitt .....	1983-85
Anthony Pulliam .....	1991-93
Curtis Rayford .....	1980-82




Nate Tomlinson




Bob Hofman



Martice Moore




Jayson Obazuaye



Mickey Kern






**Dominique Coleman**




**Ron Maulsby**



**Charlie Melvin**



**Joe Washington**



**Chris Copeland**

Lee Robbins.....	1945-47
Scott Senger .....	2002-06
Will Smith .....	1996-00
<b>Alexander Strating.....</b>	<b>2017-19</b>

## 11

Asad Ali .....	1989-91
Micah Bell .....	1997-98
Leroy Carter .....	1994-96
Dominique Coleman.....	2005-07
Kevin Cornish .....	1981-83
Toney Ellis .....	1976-80
Thomas Harrold .....	1951-55
Brad Helms .....	1980-83
Cory Higgins.....	2007-11
Steve Jackson.....	1987-88
Xavier Johnson.....	2016-17
Michael Lee .....	1984-87
Michael Miller .....	1974-75
Dick Nicholson .....	1955-57
Lazar Nikolic .....	2017-18
Allan Pike .....	1962-63
Fred Seely .....	1965-68
Lew Thompson .....	1963-65
Josh Townsend .....	1996-97
Tim Wedgeworth .....	1968-70
Gil Whissen .....	1959-62
Mill Wilkerson .....	1970-71
Kyle Williams.....	1998-00
James Wright .....	2001-03

## 12

Barry Anderson .....	1983-85
Jack Anderson .....	1949-50
Bob Bennett .....	1956-58
Alvin Berry .....	1974-76
Bill Cole.....	1972-74
Matt Daniel .....	1994-96
Martane Freeman.....	2004-06
Wilky Gilmore .....	1960-62
Pete Hefty.....	1992-94
Billy Houston.....	1981-83
Marlon Hughes .....	1996-98
Bob Jeangerard.....	1951-53
Mitch Lombard .....	2015-17
<b>AJ Martinka .....</b>	<b>2017-19</b>
Brien Mattingly.....	2002-04
Ron Maulsby .....	1968-71
Kevin Nelson .....	2013-15
William Peterson.....	1953-56
Mike Rebich .....	1965-68
Sam Sanders .....	1999-01
Norm Saunders.....	1962-65
Billy Thompson .....	1981-83
Dwight Thorne II.....	2006-10
Gil Whissen.....	1958-59
Jose Winston .....	1998-99
Stevie Wise .....	1987-91

## 13

Dave Beckom .....	1978-79
Carl Bodam .....	1966-68
Joe Cooper .....	1980-81
Chuck Gardner .....	1963-66
Charles Gentry.....	1990-91
Kenan Guzonjic.....	2015-16
Shane Harris-Tunks.....	2009-10
David Harrison .....	2001-04
Charlie Melvin .....	1993-98
Milt Mueller .....	1961-63

Xavier Silas .....	2006-08
Ron Smith .....	1968-69
Dustin Thomas.....	2013-15
Namon Wright.....	2017-19

## 14

Steve Ball.....	1989-90
Deleon Brown.....	2018-19
Javon Coney.....	2007-11
Beau Gamble.....	2012-14
Joe Gingrich .....	1955-56
Bob Joyce .....	1962-65
Robert Lawson .....	1951-53
Dave Michaelson .....	1956-58
Tory Miller-Stewart.....	2014-18
Wayne Millies .....	1959-62
Brian Malis .....	1987-89
James Owsley.....	1953-54
Mike Reid .....	1982-84
Tim Richardson .....	1967-70
Robert Rolander .....	1946-47
Kurt Schoenhoff .....	1974-78
Gerry Schroeder .....	1957-59
Jay Sfera .....	1973-74
Marc Teets.....	1970-73
Joe Washington .....	1978-82
Scott Wedman .....	1972-74
Bob Yardley .....	1954-55

## 15

Steve Axley .....	1987-88
Edward Bentley .....	1966-67
Walter Bradley .....	1956-59
Brett Brady .....	2013-14
Rick Brownstein .....	1996-97
Dominique Collier.....	2014-18
Chris Copeland.....	2002-06
Darren Dunlap .....	1984-86
Jim Feeney .....	1977-78
Mike Frink .....	1963-65
Grayal Gilkey .....	1959-61
Frank Gompert .....	1951-53
Shane Harris-Tunks.....	2011-12
Lee Haven.....	1971-74
Brad Helms .....	1981-83
Billy Law .....	1990-92
Mick Mansfield .....	1954-56
Larry McCoy.....	1970-72
Reggie Morton .....	1988-90
Greg Mueller .....	1974-76
Preston Slaughter .....	2000-02
Donald Smith.....	1979-80
Greg Smith .....	1967-68
Scoopy Smith .....	1967-70
Josh Townsend .....	1996-00
Martin Trotsky .....	1939-40
Toby Veal.....	2008-09
Terry Woodward .....	1960-63

## 16

John Musgrove.....	1939-40
--------------------	---------

## 17

Jim Hickey .....	1939-40
Horace Huggins .....	1945-47

## 18

Marvin McClain .....	1946-47
----------------------	---------

## 20\*

Milt Branch.....	1964-65
Jim Cadle.....	1955-57
Jim Davis.....	1961-64
Bob Jeangerard.....	1953-55
Billy Lewis.....	1957-59
Jack Magno.....	1978-80
Kermit McMurry.....	1965-68
Cliff Meely.....	1968-71
Wayne Millies.....	1959-62
Dave Netherton.....	1977-79
Dameon Page.....	1993-94

## 21

<b>Evan Battey.....</b>	<b>2018-19</b>
Bob Bauers.....	1964-67
Bud Bocker.....	1967-68
Jim Buckeley.....	1951-53
Don Butler.....	1959-61
Carlton Carter.....	1998-00
Mel Coffman.....	1953-56
Devon Gilchrist.....	1996-98
Sande Goltart.....	1991-95
Marcus Hall.....	2003-06
Leo Hayward.....	1956-58
Brad Hunt.....	1973-75
Doug Layne.....	1973-74
Nick Mohr.....	2000-02
Greg Mueller.....	1972-73
Caleb Patterson.....	2007-08
Jeff Penix.....	1985-89
Boyd Pickens.....	1969-72
Andre Roberson.....	2010-13
Gene Sparks.....	1961-64
Billy Thompson.....	1981-83
Tim Wente.....	1974-76
Derrick White.....	2016-17

## 22\*

Dan Becker.....	1986-89
Brett Brady.....	2014-15
Ivan Erfert.....	1965-69
Wilky Gilmore.....	1959-60
Burdette Haldorson.....	1952-55
Jeff Hughes.....	1982-83
Jim Jochems.....	1955-58
Tom Kennedy.....	1971-72
Nathan Koonce.....	1992-94
David Logan.....	1972-76
Thomas McCann.....	1961-63
Doug Mitchell.....	1970-74
Milt Mueller.....	1960-63
John Musciano.....	1957-59
Bart Needham.....	1980-82
Larry Vaculik.....	1974-78
Marc Van Burck.....	2006-07
Mel Yarlott.....	1963-64

## 23

Dennis Barber.....	1951-53
Ken Charlton.....	1960-63
Sabatino Chen.....	2011-13
Mike Coleman.....	1967-70
Ken Countryman.....	1985-88
Matt Greenwald.....	2001-03
Bob Helzer.....	1954-57
Alfred Hicks.....	1975-77
Keith Higgins.....	1994-95
Jaron Hopkins.....	2013-15

Robert Knous.....	1996-67
Jack Lintz.....	1963-66
Fred McDonald.....	1973-75
Kenneth Munns.....	1951-54
Bryce Peters.....	2016-17
<b>Lucas Siewert.....</b>	<b>2017-19</b>
Ernest Renfro.....	1997-00
Brian Robinson.....	1986-89
Richard Roby.....	2004-08
John Smith.....	1970-73
Jacques Tuz.....	1977-78, '79-82
Kirk Williams.....	1992-94

## 24

Matt Baskin.....	1956-59
Donnie Boyce.....	1991-95
Jim Creighton.....	1969-72
Ralph Fuller.....	1963-65
Trennis Jones.....	2000-04
Jay Humphries.....	1980-84
Bruce Hyink.....	1966-70
George King.....	2013-14, '15-18
Mike Kinkki.....	1967-69
Levi Knutson.....	2007-11
Michael Lee.....	1986-88
Russ Lind.....	1957-60
Nick Mohr.....	1998-00
<b>Eli Parquet.....</b>	<b>2018-19</b>
Glen Piper.....	1958-60
Royce Tolley.....	1977-80
Roger Voss.....	1959-61
Wilbert Walker.....	1952-55
Cody Walters.....	1989-91
Frank Wilcox.....	1955-56
Ron Wrigley.....	1972-75
Gene Zyzda.....	1959-62

## 25

Steve Aaker.....	1970-73
Clayton Bullard.....	1976-79
Spence Dinwiddie.....	2011-14
Tim England.....	1971-74
Bruce Hyink.....	1967-70
Vince Kelley.....	1980-84
Dameon Page.....	1993-94
Jim Ranglos.....	1952-56
Steve Rowe.....	1964-67
Randy Robinson.....	1988-89, '90-93
Gerry Schroeder.....	1956-57
Lucas Siewert.....	2016-17
Glenn Sponholtz.....	1961-64
<b>McKinley Wright IV.....</b>	<b>2017-19</b>
Andrew Zehnder.....	2007-09
Gene Zyzda.....	1959-62

## 30


Lamont Arrington.....	2004-06
Dave Bolen.....	1975-78
Carlton Brown.....	2011-12
Art Bunte.....	1951-53
Brian Cunningham.....	1983-85
Rob Gonzalez.....	1981-83
Rodell Guest.....	1987-88
George Hannah.....	1953-56
Lloyd Hutchinson.....	1967-69
Dave Jackson.....	1959-60
David Lee.....	1968-69
Michel Morandais.....	2000-04
Brian Robinson.....	1985-89
Don Walker.....	1956-59



**Mel Coffman**




**Sabatino Chen**



**Ron Wrigley**



**Jim Jochems**



**Randy Robinson**






**Jermyl  
Jackson-Wilson**



**Austin Dufault**



**James Hunter**



**Frank Javernick**



**Bill Markham**

**31**

Jeremy Adams.....	2011-13
Brett Brady.....	2015-16
Fred Edmonds.....	1993-97
Mike Flory.....	1984-85
Jermyl Jackson-Wilson.....	2006-07, '08-09
Dwight Jones.....	1997-99
Pat Kelly.....	1970-71
Mike Shell.....	1969-71
Roger Stokes.....	1950-51
Steve Swanson.....	1967-69
John Tynan.....	2002-03

**32**

Alan Barksdale.....	1996-97
Tom Hinga.....	1975-79
Marcus King-Stockton.....	2004-08
Tyrone Manlove.....	1998-99
Cornell Mann.....	1990-91
Ben Mills.....	2010-14
Tom Pitts.....	1957-58
Ernest Renfroe.....	1997-98
Joe Stephens.....	1991-93
Alex Stirvins.....	1983-85
Russell Tearney.....	1980-84
Mack Tuck.....	1993-96
Brent Vaughn.....	1986-90

**33**

Julius Ashby.....	2004-06
Greg Benjamin.....	1975-79
Austin Dufault.....	2008-12
Rodell Guest.....	1988-91
Justin Harbert.....	2000-02
Poncho Hodges.....	1992-93
David Kuosman.....	1985-88
<b>Aidan McQuade.....</b>	<b>2018-19</b>
Josh Repine.....	2014-18
Jerry Williams.....	1979-80

**34**

James Armatas.....	1950-51
Ralph Becker.....	1962-63
Don Branby.....	1950-51
Casey Crawford.....	2008-10
Brad Davis.....	1983-85
<b>Benan Ersek.....</b>	<b>2018-19</b>
Leo Hayward.....	1957-58
James Hunter.....	1988-92
Stephane Pelle.....	1999-03

**35**

Jim Armatas.....	1950-51
Darren Dunlap.....	1983-84
Keegan Hornbuckle.....	2009-10
Jo Jo Hunter.....	1979-81
Chase Perkowski.....	2005-07
Shaun Vandiver.....	1988-91
<b>Dallas Walton.....</b>	<b>2017-19</b>

**40**

John Amaya.....	1950-51
JR Christ.....	1997-98
Ted Kritza.....	1994-96
Woody Piirto.....	2001-02
Josh Scott.....	2012-16
Don Walker.....	1957-59

**41**

Sean Kowal.....	2006-07
Bob Lawson.....	1950-51

**42**

Freddie Bryant.....	1980-84
Bruce Conway.....	1950-51
Frank Javernick.....	1957-60
Greg Jensen.....	1993-97
Larry Lockley.....	1990-91
Antoine McGee.....	2002-06
Aki Thomas.....	1997-00

**43**

Rich Frandeen.....	1992-95
Brien Mattingly.....	2004-05
Bobby Rutledge.....	1977-78
Blair Wilson.....	2000-04

**44**

Trent Beckley.....	2006-10
Walt Bradley.....	1957-59
Josh Fortune.....	2015-17
Lamar Harris.....	2002-04
DJ Harrison.....	2000-02
Brian Johnson.....	1977-81
Bill Markham.....	1988-92
Chris Paddock.....	1993-94
Charles Thompson.....	1995-96
Torin Williams.....	1984-87

**45**

Ted Allen.....	1992-95
Randy Downs.....	1982-86
Dennis Griffin.....	1995-97
Hal McVey.....	1950-51

**50**

Matt Bullard.....	1985-87
Richard Fox.....	1999-01
Jack Froistad.....	1950-51
Jamahl Mosley.....	1997-98
Jerry Olson.....	1957-59

**52**

Mark Dean.....	1991-94
Ronnie DeGray.....	1996-98
Ron Roberts.....	1982-83

**54**

Scott Wilke.....	1984-88
------------------	---------

**55**

Kal Bay.....	2006-07
Trey Eckloff.....	2008-12
Jon Schulte.....	1992-93
Don Yowell.....	1982-86


**60**

Jim Barnes.....	1957-58
-----------------	---------

\*indicates retired number

## ALL-TIME COLORADO ROSTER

The following information prior to 1940 is limited at best and thus some holes do exist. If you have additional information on yourself or someone on this list, please call the Sports Information Office at 303/492-5626.



Steve Aaker



Jeremy Adams



Jim Armatas



Lynn Baker



Don Becker



Askia Booker

### NAME YEARS PLAYED

#### A

Aaker, Steve.....	1970-73
Abrames, Merle.....	1953-54
Accola, Edward.....	1911-13*
Ackerman, Carl.....	1926-27*
Acres, Stan.....	1926-27*
Adams, Jeremy.....	2011-13
Addison, John.....	1979-80
Akins, Anthony.....	1944-45*
Akyazili, Thomas.....	2015-17
Ali, Asad.....	1989-91
Allen, Alex.....	1918-19*
Allen, Bill.....	1945-47
Allen, Edward.....	1903-07
Allen, R.K.....	1901-02
Allen, Ted.....	1992-95
Amaya, John.....	1949-52
Anderson, Barry.....	1983-85
Anderson, Bob.....	1941-42*
Anderson, Larry.....	1957-59
Andrew, Tyler.....	1904-05
Andrus, Ralph.....	1910-14
Arguello, Rick.....	1972-75
Armatas, James.....	1949-53
Arrington, Lamont.....	2004-06
Ashby, Julius.....	2004-06
Aurand, Edward.....	1904-07
Aurand, Harry.....	1907-11
Austin, Craig.....	1977-81
Axley, Steve.....	1987-88

#### B

Bagnall, Donald.....	1926-29
Baird, Kenneth.....	1945-46*
Baker, Howard.....	1934-35*
Baker, Lynn.....	1963-67
Ball, Steve.....	1989-90
Barber, Dennis.....	1951-53*
Barksdale, Alan.....	1996-97
Barnes, Jim.....	1957-58
Barnett, Barclay.....	1944-45*
Barnett, Kendrick.....	1944-45*
Bartlett, Chris.....	1924-28
Bartoe, Otto.....	1944-45*
Baskin, Matt.....	1956-59
<b>Bathey, Evan.....</b>	<b>2017-19</b>
Bauers, Bob.....	1964-67
Bay, Kal.....	2006-07
Beattie, Harold.....	1945-48
Becker, Dan.....	1986-89
Becker, Ralph.....	1962-63*
Beckley, Trent.....	2006-11
Beckner, Joe.....	1958-61
Beckom, Dave.....	1978-79
Bell, Micah.....	1997-98
Bell, Rod.....	1946-50
Bell, Rodney.....	1919-22
Bell, Thomas.....	1902-05
Benjamin, Greg.....	1975-79
Benner, George.....	1926-27
Bennett, Bob.....	1956-58

### NAME YEARS PLAYED

Bennett, Byron.....	1953-54*
Bentley, Edward.....	1966-67*
Beresford, Howard.....	1916-19
Beresford, Lester.....	1913-17
Beresford, Robert.....	1912-14
Beresford, Stuart.....	1925-29
Berry, Alvin.....	1974-76
Besemann, Carr.....	1946-50
<b>Bey, Tyler.....</b>	<b>2017-19</b>
Billups, Chauncey.....	1995-97
Blancard, B.J.....	1923-24*
Board, Edward.....	1908-09*
Boatwright, Robert.....	1938-40
Bocker, Bud.....	1967-68
Bodam, Carl.....	1966-68
Bolen, Darrell.....	1957-58
Bolen, David.....	1974-78
Boidock, Billy.....	2002-06
Booker, Askia.....	2011-15
Borden, John.....	1934-35*
Boyce, Donnie.....	1991-95
Bracy, Frank.....	1932-34
Brady, Brett.....	2013-16
Bradley, Paul.....	1930-31
Bradley, Walter.....	1956-59
Branby, Don.....	1950-51
Branch, Milt.....	1964-65
Breckenridge, Robert.....	1916-20
Breene, Horace.....	1923-24
Brill, Marty.....	1937-38*
Brimmer, Chevis.....	2000-02
Britzman, Homer.....	1919-21
Brown, Carlton.....	2011-12
Brown, Deleon.....	2016-19
Brown, Henry.....	1933-36*
Brown, James.....	1918-21
Brownstein, Rick.....	1997-99
Brusse, Walter.....	1934-35*
Bryant, Freddie.....	1980-84
Buckley, John H.....	1917-18
Bulkeley, Jim.....	1951-53
Bullard, Clayton.....	1975-79
Bullard, Matt.....	1985-87
Bunger, Howard.....	1914-15
Bunte, Art.....	1951-53
Burdick, Ralph.....	1928-29*
Burke, John.....	1916-19
Burke, Robert.....	1915-17
Burks, Alec.....	2009-11
Burns, Lewis.....	1973-75
Burr, William.....	1935-37
Bush, Robert.....	1969-72
Butler, Donald.....	1959-61

#### C

Cadle, Jim.....	1955-57
Camerzell, Paul.....	1948-49*
Carder, Kyle.....	2005-06
Carlson, Oscar.....	1960-61
Caroon, Frank.....	1925-26*
Carpenter, Jim.....	1972-75
Carter, Carlton.....	1998-00

### NAME YEARS PLAYED

Carter, Jason.....	2001-02
Carter, Leroy.....	1994-96
Carver, Walter.....	1911-13
Case, William.....	1947-48*
Cates, William.....	1939-40*
Challgren, Fenton.....	1928-32
Chapman, E. Gerry.....	1915-18
Chapman, Torrance.....	1987-88
Charlton, Ken.....	1960-63
Chaussee, Mike.....	1971-72
Chen, Sabatino.....	2011-13
Chesney, Everett.....	1934-37
Chilson, Hatfield.....	1923-27
Christ, J.R.....	1997-98
Clay, Frank.....	1920-21
Clay, William.....	1949-51
Coffman, Charles.....	1925-30
Coffman, Melvin.....	1953-56
Cole, Bill.....	1972-74
Coleman, Dominique.....	2005-07
Coleman, Mike.....	1967-70
Collier, Dominique.....	2014-18
Collins, Ralph.....	1933-35
Coney, Javon.....	2007-11
Conger, Matt.....	1986-87*
Conway, Bruce.....	1948-51
Copeland, Chris.....	2002-06
Cooper, Henry.....	1911-12
Cooper, Joe.....	1980-81
Corich, Albert.....	1925-26
Cornish, Kevin.....	1981-83
Countrymen, Ken.....	1985-88
Crawford, Casey.....	2008-10
Crawford, Del.....	1972-73
Creighton, Jim.....	1969-72
Cresto, Joseph.....	1910-12
Cummins, Jim.....	1972-73
Cunningham, Brian.....	1983-85
Curlee, Kenneth.....	1926-30

#### D

Daniel, Matt.....	1994-96
Davidson, Dave.....	1944-45
Davis, Brad.....	1983-85
Davis, Elwin J.....	1922-24
Davis, Jim.....	1961-64
Dean, Mark.....	1991-94
DeGray, Ronnie.....	1996-98
Dickey, Virgil.....	1923-25*
Dier, J.Q.....	1901-02*
Dinwiddie, Spencer.....	2011-14
Divisek, Frank.....	1912-15
Dolan, George.....	1944-45*
Doll, Robert.....	1939-42
Dollis, Frank.....	1907-08
<b>Dombek, Jakub.....</b>	<b>2018-19</b>
Donovan, John.....	1913-14
Doumbouya, Amadou.....	2001-04
Downs, Randy.....	1982-86
Dufault, Austin.....	2008-12
Dunklee, George.....	1913-14*
Dunlap, Darren.....	1983-86



Don Branby



Freddie Bryant



Jim Cadle



Javon Coney



Ronnie DeGray




Amadou Doumbouya




# COLORADO BUFFALOES




**Trey Eckloff**




**Toney Ellis**



**Howard Frier**



**Devon Gilchrist**



**Rodell Guest**



**Marcus Hall**

## NAME YEARS PLAYED

Dunlap, Reginald.....1922-23\*  
Dunn, Paul.....1913-16  
Dunsmoor, Kurt.....1972-75

### E

Eastman, Leslie.....1916-19  
Eckloff, Trey.....2008-12  
Eddy, Glean.....2002-06  
Edmonds, Fred.....1993-97  
Ellefson, Ray.....1944-45\*  
Ellis, Clarence.....1945-47  
Ellis, Toney.....1976-80  
Elmburg, Eric.....1990-91  
Emery, Dick.....1939-40\*  
England, Tim.....1971-74  
Engles, Chris.....1972-73  
Erickson, Valmer.....1950-51\*  
Erfert, Ivan.....1965-69  
**Ersek, Benan.....2018-19**  
Estes, Donald.....1927-28\*  
Evans, Allen.....1915-16  
Evans, Donald.....1944-48  
Evans, Karl.....1921-23

### F

Feeney, Jim.....1977-78  
Fletcher, Tre'Shaun.....2013-16  
Flory, Mike.....1984-85  
Folsom, Fred.....1933-36  
Foote, Warren.....1946-47\*  
Fortune, Josh.....2015-17  
Fox, Carroll.....1937-38\*  
Fox, Richard.....1999-01  
Frandsen, Richard.....1992-95  
Fraser, Harry.....1935-36  
Freeman, Martane.....2004-06  
Frier, Howard.....1994-98  
Frink, Michael.....1963-65  
Frink, Pat.....1964-65, 66-68  
Fraistad, Jack.....1948-51  
Fuller, Ernie.....1945-48\*  
Fuller, Ralph.....1963-65

### G

Gamble, Beau.....2012-14  
Gamble, Bill.....1933-35  
Garcia, Gerardo.....1989-90\*  
Gardner, Chuck.....1963-66  
Gentry, Charles.....1990-91  
Gilchrist, Devon.....1995-98  
Gildersleeve, George.....1901-03  
Gilkey, Grayal.....1959-61  
Gilmore, Maurice.....1959-62  
Gingrich, Joe.....1955-56  
Golgart, Sande.....1991-94  
Gompert, Frank.....1950-53  
Gonzales, Rob.....1981-83  
Gordon, Wesley.....2013-17  
Gorman, Mike.....1978-79  
Graeber, R.....1918-19  
Grant, James.....1953-55  
Graves, Harold.....1930-31\*  
Green, Peter.....1905-06\*  
Greene, Jerome.....1949-50\*  
Greene, Jerry.....1949-53  
Greene, Ted.....1974-75

## NAME YEARS PLAYED

Greenwald, Matt.....2001-03  
Greer, Charles.....1965-66  
Griffin, Dennis.....1995-97  
Griffin, Homer.....1912-15  
Grovenor, George.....1931-34  
Grove, Gene.....1937-40  
Guest, Rodell.....1987-91  
Gunsauls, Don.....1959-61  
Guzonjic, Kenan.....2015-16

### H

Haase, Lester.....1947-49\*  
Haldorson, Brian.....1979-80\*  
Haldorson, Burdette.....1951-55  
Haley, James.....1928-32  
Hall, Marcus.....2002-06, 07-08  
Hamburg, George.....1939-42  
Handy, Phil.....1923-24  
Hannah, George.....1953-56  
Hannon, Reed.....1940-41  
Harbert, Justin.....2000-02  
Hardy, Lyman.....1933-34\*  
Haring, Robert.....1946-48  
Harris, Elmer.....1917-18  
Harris, Lamar.....2002-04  
Harris-Tunks, Shane.....2009-13  
Harrison, D.J.....2000-02  
Harrison, David.....2001-04  
Harrold, Thomas.....1953-55  
Harshman, Frank.....1962-63\*  
Hart, Phil.....1964-65\*  
Haury, Gustav.....1916-17  
Harvey, Jack.....1937-40  
Haven, Lee.....1971-74  
Hayward, Leo.....1956-58  
Haywood, Charles.....1902-03  
Hefty, Pete.....1992-94  
Hendricks, Don.....1937-40  
Helms, Brad.....1980-83  
Helzer, Bob.....1954-57  
Hickey, Jim.....1937-38\*  
Hicks, Al.....1975-77  
Higgins, Cory.....2007-11  
Higgins, Keith.....1994-95  
Hikes, Charlie.....1936-39  
Hill, Roy.....1936-37\*  
Hills, Kendall.....1946-50  
Hinga, Tom.....1975-79  
Hodges, Pohcho.....1991-93  
Hofman, Bob.....1970-74  
Holbrook, Dudley.....1924-25  
Hollard, Bob.....1958-59  
Hopkins, Jaron.....2013-15  
Hornbuckle, Keegan.....2009-10  
Hospe, Paul.....1908-09  
Houston, Bill.....1981-83  
Houston, Robert.....1908-09  
Huggins, Horace.....1945-47  
Hughes, Jeff.....1982-83\*  
Hughes, Marlon.....1996-98  
Humphries, Jay.....1980-84  
Hunt, Brad.....1973-75  
Hunt, Herbert.....1929-30  
Hunt, John.....1945-46\*  
Hunter, Douglas.....1960-61\*  
Hunter, James.....1988-92

## NAME YEARS PLAYED

Hunter, Jo Jo.....1979-81  
Hutchinson, Lloyd.....1967-69  
Hyink, Bruce.....1966-70

### I

Inge, James.....2006-07

### J


Jackson, Dave.....1959-60  
Jackson, Steve.....1987-88\*  
Jackson-Wilson, Jeryml.....2006-09  
Jacobson, Anders.....1992-93\*  
James, Edward.....1923-25  
Jameson, Terry.....1968-71  
Javernick, Frank.....1957-60  
Jeangerard, Robert.....1952-55  
Jeffries, Paul.....1946-47\*  
Jensen, Greg.....1993-97  
Jochems, Jim.....1955-58  
Johnson, Brian.....1978-81  
Johnson, Fred.....1948-51  
Johnson, Gordon.....1955-57  
Johnson, Victor.....1922-23  
Johnson, Xavier.....2012-15, '16-17  
Jones, Dwight.....1997-99  
Jones, Trennis.....2000-03  
Jonson, Ernie.....1945-46\*  
Jorgensen, Glen.....1944-45  
Joyce, Bob.....1962-65  
Jump, Larry.....1934-35\*

### K


Karst, Ralph.....1951-52\*  
Kasari, Elmer.....1944-46  
Kelley, Ryan.....2008-09  
Kelley, Vince.....1980-84  
Kelley, William.....1927-28  
Kelly, Pat.....1970-74  
Kennedy, Donald.....1933-34\*  
Kennedy, Tom.....1971-72  
Kern, Mickey.....1966-69  
Kerrigan, Thomas.....1932-33\*  
King, George.....2013-14, '15-18  
King-Stockton, Marcus.....2004-08  
Kinkki, Mike.....1967-69  
Kirchner, Bob.....1940-42  
Kirkmeyer, Ted.....1927-28  
Kirkpatrick, Henry.....1932-34\*  
Klaas, Bruce.....1952-53\*  
Klabau, Robert.....1946-48\*  
Knoche, Chris.....1976-77  
Knoche, Hank.....1945-46  
Knous, Robert.....1966-67\*  
Knutson, Levi.....2007-11  
Koch, Kyle.....1924-25  
Konopka, Bruno.....1973-75  
Koonce, Nathan.....1992-94\*  
Koop, Kenneth.....1950-52  
**Kountz, Daylen.....2018-19**  
Kowal, Sean.....2006-07  
Kritza, Ted.....1994-96  
Kuosman, David.....1985-89

### L


Lager, Roy.....1944-45\*  
Law, Alfred.....1901-05



**Thomas Harrold**



**Kendall Hills**



**Terry Jameson**




**Greg Jensen**



**Vince Kelley**



**Marcus King-Stockton**



Michael Lee



Emmett Lewis




Dave Logan



Antoine McGee



Ben Mills



Reggie Morton

NAME	YEARS PLAYED
Law, Billy .....	1990-92
Lawrence, Tom .....	1972-75
Lawrence, Tony .....	1973-75
Lawson, Bob .....	1950-53
Layne, Doug .....	1973-74
LeCron, Leslie .....	1915-16
Ledbetter, Loy .....	1944-46
Lee, David .....	1968-69
Lee, Eric .....	1960-63
Lee, Michael .....	1983-87
Lefferdink, Merle .....	1929-34
Lenderman, Brent .....	1986-87*
Lenning, George .....	1922-24
Lewis, Billy .....	1957-60
Lewis, Duane .....	1963-64*
Lewis, Emmett .....	1975-79
Lewis, Harold .....	1922-23
Lewis, Michael .....	1923-24
Lewis, Stuart .....	1923-28
Ley, Bill .....	1947-50
Lind, Russ .....	1957-60
Lintz, Jack .....	1963-66
Lockley, Larry .....	1990-91*
Lockwood, Donald .....	1951-52*
Logan, Dave .....	1972-76
Lombard, Mitch .....	2015-17
Loucks, Alan .....	1929-30*
Lutz, Aaron .....	1925-26*

## M

MacKinnon, Henry .....	1923-24*
Magno, Jack .....	1978-80
Magnuson, Melvin .....	1930-31*
Maley, Frank .....	1922-23
Manlove, Tyron .....	1998-99
Mann, Cornell .....	1990-91*
Mansfield, Mick .....	1954-56
Markham, Bill .....	1987-92
<b>Martinka, AJ .....</b>	<b>2017-19</b>
Mattingly, Brien .....	2002-05
Maulsby, Ron .....	1968-71
McCann, Thomas .....	1961-63
McClain, Marvin .....	1944-47
McClanahan, Kevin .....	1979-80*
McCloud, Leason .....	1939-42
McConnel, Bill .....	1925-26*
McCoy, Larry .....	1970-72
McDonald, Fred .....	1973-75
McFadden, John .....	1909-12
McGee, Antoine .....	2002-06
McGlone, Frank .....	1932-33*
McKinley, Reginald .....	1924-29
McKown, John .....	1934-35*
McMurry, Kermit .....	1966-68
McNeil, Orange .....	1910-12
<b>McQuade, Aidan .....</b>	<b>2018-19</b>
McQuaid, Harold .....	1924-25*
McVey, Harold .....	1949-51
Meckle, Kyle .....	1944-45*
Meely, Cliff .....	1968-71
Melton, Lonnie .....	1961-63
Melvin, Charlie .....	1995-98
Merrill, Al .....	1939-40*
Metzger, Andrew .....	1946-48
Meyers, Floyd .....	1914-15
Michaelson, Dave .....	1956-58
Middlemist, Peter .....	1928-32

NAME	YEARS PLAYED
Miller, Jamie .....	1995-96
Miller, Louis .....	1946-47*
Miller, Michael .....	1974-75*
Miller-Stewart, Tory .....	2014-18
Millies, Wayne .....	1959-62
Milliken, William .....	1941-42*
Mills, Ben .....	2010-14
Mitchell, Doug .....	1970-74
Mitchell, Dudley .....	1968-71
Mock, Charles .....	1952-55
Mohr, Adrian .....	1962-63*
Mohr, Nick .....	1998-02
Molis, Brian .....	1987-89
Moore, Martice .....	1995-97
Morandais, Michel .....	2000-04
Morris, Larry .....	1960-61*
Morrison, Samuel .....	1953-55
Morton, Reggie .....	1988-90
Mosher, Paul .....	1905-06
Mosley, Jamahl .....	1997-01
Mowbray, Dave .....	1954-57
Mueller, Greg .....	1972-76
Mueller, Milton .....	1961-63
Mullin, Daryl .....	1971-72
Munns, Kenneth .....	1951-54
Musciano, John .....	1957-59
Musgrave, John .....	1939-40*

## N

Nash, Kerry .....	1986-88
Needham, Bart .....	1979-83*
Neighbors, Doy .....	1931-35
Nelson, George .....	1918-19
Nelson, Kevin .....	2013-15
Nelson, Lawrence .....	1930-31*
Nelson, Milo .....	1931-34
Nelson, Milton .....	1933-34
Netherton, Dave .....	1977-79
Newton, Charles .....	1944-45*
Newton, George .....	1929-33
Nichols, Dwight .....	1922-24*
Nicholson, Richard .....	1955-57
Nikkel, Eugene .....	1933-37*
Nikolic, Lazar .....	2017-18
Noggle, Alva .....	1916-20
Norman, Ken .....	1955-56*
Norman, Lloyd .....	1941-42*
Nuckolls, Heath .....	1941-42

## O

Obazuaye, Jayson .....	2002-06
Ogle, Bernard .....	1924-25*
Oldham, Barney .....	1940-42
Olmstead, Joseph .....	1923-25
Olson, Jerry .....	1957-59
O'Mahoney, Thomas .....	1913-14
Osborn, Andy .....	2004-06
Owen, Bob .....	1960-61*
Owsley, James .....	1953-54*

## P

Paddock, Chris .....	1993-94
Page, Dameon .....	1992-94*
Parton, Lemuel .....	1901-04
Parsons, George .....	1962-64
Pate, Earnest .....	1902-04
Patterson, Caleb .....	2007-08

NAME	YEARS PLAYED
Pelle, Stephane .....	1999-03
Pendell, L.C. ....	1904-05*
Penix, Jeff .....	1985-89
Perkowski, Chase .....	2005-07
Peters, Bryce .....	2016-17
Peters, Elmo .....	1936-38*
Peterson, William .....	1953-56
Pickens, Boyd .....	1969-72
Piirto, Woody .....	2001-02
Pike, Allan .....	1962-63*
Piper, Glen .....	1958-60
Pitts, Larry .....	1957-58*
Pitts, Tom .....	1957-58
Pjesky, Arnold .....	1948-49*
Poth, Chester .....	1946-47*
Price, Ed .....	1961-63
Price, Greg .....	1990-92
Price, Kenny .....	1997-99
Pruitt, Tony .....	1983-85
Pughe, J. Frank .....	1901-03
Pulliam, Anthony .....	1992-93
Puryear, Evard .....	1917-18
Putnam, Donald .....	1940-46

## Q


Quinlan, Leslie .....	1923-24
Quinton, Gib .....	1936-37

## R


Ragsdale, Duane .....	1944-45
Ranglos, James .....	1951-56
Ravenscroft, John .....	1937-39
Rawlings, Bob .....	1944-45*
Rayford, Curtis .....	1980-82
Rebich, Mike .....	1965-68
Redding, Frank .....	1913-15
Redhair, George .....	1955-57
Reid, Albert .....	1906-10
Reid, Mike .....	1982-86
Reid, Murray .....	1905-08
Reilly, Peter .....	1924-25
Relphorde, Marcus .....	2009-11
Renfro, Ernest .....	1997-01
Repine, Josh .....	2014-18
Reynolds, James .....	1912-14
Ribar, Peter .....	1932-33
Richardson, Tim .....	1967-70
Riley, Chester .....	1945-46*
Robbins, Lee .....	1945-47
Roberson, Andre .....	2010-13
Roberts, Ron .....	1982-83
Robinson, Brian .....	1985-89
Robinson, Randy .....	1988-89, 90-93
Roby, Richard .....	2004-08
Roe, Herbert .....	1915-16*
Roemer, Oliver .....	1935-36*
Rogers, Eugene .....	1948-50
Rolander, Bob .....	1946-50
Roubos, Dorr .....	1929-30*
Rousey, Merle .....	1933-34*
Rowe, Steve .....	1964-67
Russell, Herbert .....	1927-29
Rutledge, Rob .....	1977-78
Ryder, Frank .....	2018-19

## S

Sanders, Sam .....	2000-01
--------------------	---------



Dave Netherton



Andy Osborn




George Parsons



Greg Price



Mike Rebich



Tim Richardson



# COLORADO BUFFALOES



Scott Senger



Jay Sferra



Shannon Sharpe



Alex Stivrins



Xavier Talton



Aki Thomas

NAME	YEARS PLAYED
Saunders, Harold.....	1937-38*
Saunders, Norm.....	1962-65
Savage, Ray.....	1918-19
Schalk, Robert.....	1919-21
Schey, Theodore.....	1905-07
Schmidt, Paul.....	1939-41
Schoenhoff, Kurt.....	1974-78
Schrader, Don.....	1941-42*
Schreiber, Edmund.....	1933-36*
Schrepferman, Chester.....	1916-21
Schroeder, Gerry.....	1956-59
Schulte, Jon.....	1992-93
<b>Schwartz, D'Shawn.....</b>	<b>2017-19</b>
Schwartz, James.....	1936-38
Sciez, John.....	1962-63*
Scotfield, Gerald.....	1932-36
Scott, Josh.....	2012-16
Sears, Harold.....	1915-18
Sears, Thomas.....	1920-22
Seely, Fred.....	1965-68
Senger, Scott.....	2002-06
Sess, H.H.....	1901-02
Sferra, Jay.....	1973-77
Shakeshaft, Richard.....	1940-41
Sharp, Don.....	1946-47
Sharpe, Shannon.....	2010-12
Sharpe, Thomas.....	1922-23
Sheehan, Earl.....	1933-34*
Shell, Freddie.....	1969-71
Shepard, Richard.....	1934-37
Sherman, Paul.....	1924-25*
Scholander, Clifford.....	1932-36
Sidwell, Don.....	1936-39
Sievers, Tim.....	1924-25*
<b>Siewert, Lucas.....</b>	<b>2016-19</b>
Silas, Xavier.....	2006-08
Simmons, Harry.....	1936-38
Slater, Robert.....	1935-37
Slaughter, Preston.....	2001-02
Sloan, Robert.....	1945-46*
Smiley, Tim.....	1971-72
Smith, Donald.....	1979-80*
Smith, Ed.....	1924-28
Smith, Greg.....	1967-68
Smith, Howard.....	1919-23
Smith, John.....	1970-73
Smith, Keene.....	1945-47
Smith, Keith.....	2004-05
Smith, Raymond.....	1902-04
Smith, Ron.....	1968-69
Smith, Scoopy.....	1967-70
Smith, Tupper.....	1944-45
Smith, Will.....	1996-00
Snyder, Earl.....	1905-09
Spanger, Peter.....	1924-25*
Spaulding, Caswell.....	1927-30*
Sparks, Gene.....	1961-64
Sponholtz, Glenn.....	1962-64*
Stagner, Lowell.....	1933-36*
Stalzer, Eli.....	2012-16
Stark, Jim.....	1945-46*
Stephens, Joe.....	1991-92
Stewart, Bob.....	1950-53
Stirling, Jack.....	1941-46
Stivrins, Alex.....	1983-85
Stockner, Harry S.....	1907-10

NAME	YEARS PLAYED
Stokes, Roger.....	1948-51
Strain, Dean.....	1940-41
Strannigan, William.....	1938-39
<b>Strating, Alexander.....</b>	<b>2017-19</b>
Stratton, George.....	1904-08
Swanson, Steve.....	1967-69
Sweeney, Bob.....	1947-48

T	
Tait, Karl .....	1964-67
Talbot, Benjamin .....	1915-16
Talton, Xavier .....	2012-16
Taylor, Ray .....	1909-12
Tearney, Russell .....	1980-84
Teets, Marc .....	1970-73
Terrell, Johnny .....	1989-93
Thomas, Aki .....	1997-00
Thomas, Dustin .....	2013-15
Thompson, Billy .....	1981-83
Thompson, Charles .....	1995-96
Thompson, Lew .....	1963-65
Thorne II, Dwight .....	2006-10
Thurman, Don .....	1937-40
Tiefel, Doug .....	1971-72
Tolley, Royce .....	1976-80
Tomlinson, Nate .....	2008-12
Tope, Gordon .....	1967-70
Touhy, George .....	1921-23
Townsend, Josh .....	1996-98, '99-00
Trotsky, Martin .....	1939-42
Trudgian, William .....	1903-05
Tuck, Mack .....	1993-96
Tucker, Wayne .....	1948-51
Tuz, Jacques .....	1977-82
Tynan, John .....	2002-03

U	
Unger, Arthur .....	1936-39

V	
Vaculik, Larry .....	1974-78
Van Burck, Marc .....	2006-07
Van Dern, Scott.....	1978-79*
Vandiver, Shaun .....	1988-91
Van Valkenburgh, Brent.....	1928-30
Vaughan, Brent .....	1986-90
Vavra, Gene .....	1944-45*
Veal, Toby .....	2008-09
Vidal, Louis .....	1920-22
Vincent, Wendell .....	1912-15
Vinson, Tim .....	1976-77*
Voss, Roger .....	1959-61

W	
Waite, George .....	1923-27
Walker, Don .....	1956-59
Walker, Patrick .....	1915-16*
Walls, Jaquay .....	1998-00
Walseth, Russell .....	1945-48
Walter, Wilbert .....	1951-55
Walters, Cody .....	1989-91
Walters, Karl .....	1920-24
<b>Walton, Dallas .....</b>	<b>2017-19</b>
Warner, Arthur .....	1917-18*
Warnick, William .....	1908-09*

NAME	YEARS PLAYED
Washington, Joe.....	1978-82
Webb, Beau.....	2011-12
Wedgeworth, Tim.....	1968-70
Wedman, Scott.....	1971-74
Wente, Tom.....	1974-76
Whissen, Gil.....	1958-62
White, Byron.....	1934-38
White, Clayton.....	1931-33
White, Derrick.....	2016-17
White, M.R.....	1930-31*
White, Tom.....	1975-76
Wilcox, Frank.....	1955-56*
Wilke, Scott.....	1984-88
Wilkerson, Mill.....	1970-71
Wilkes, Johnny.....	1980-81*
Willard, Lee.....	1918-22
Willcoxson, James.....	1937-39
Williams, Alfred.....	1989-90*
Williams, Calvin.....	2005-06
Williams, Chuck.....	1965-68
Williams, Jeremy.....	2006-07
Williams, Jerry.....	1979-80*
Williams, Kirk.....	1992-94
Williams, Kyle.....	1998-00
Williams, Marty.....	1971-73
Williams, Stan.....	1959-60
Williams, Torin.....	1984-87
Williams, Vern.....	1919-21
Wilson, Blair.....	2000-04
Wilson, William.....	1944-45*
Winn, Homer.....	1929-30*
Winston, Jose.....	1998-01
Wise, Steve.....	1987-91
Wiseberg, Gary.....	1924-25*
Wittmyer, George.....	1924-25*
Wolf, John J.....	1902-05
Woodward, Terry.....	1960-63
Woolfork, Ron.....	1989-90*
Worthington, Doug.....	1980-81
Wright, James.....	2001-02
Wright, Jerry.....	1971-73
<b>Wright, McKinley IV.....</b>	<b>2017-19</b>
Wright, Myron.....	1913-16
Wright, Namon.....	2017-19
Wright, Rene B.....	1905-07
Wrigley, Ron.....	1972-75
Wynne, Tom.....	1988-90*


Y	
Yardley, Bob .....	1954-55
Yarlott, Mel .....	1963-64*
Yocum, Howard .....	1931-34
Young, Victor .....	1925-26*
Yowell, Don .....	1982-86

Z	
Zazoni, John .....	1922-23*
Zehnder, Andrew .....	2007-09
Zerschling, Keith.....	1945-46*
Zyzda, Gene.....	1959-62


\* did not letter




Gordon Tope



Jacques Tuz



Brent Vaughan



Don Walker



Torin Williams



Don Yowell

## BUFFS IN THE PROS

### Chauncey Billups

**Boston Celtics, 1997-98 • Toronto Raptors, 1997-98 • Denver Nuggets, 1998-2000 • Minnesota Timberwolves, 2000-02 • Detroit Pistons, 2002-08 • Denver Nuggets, 2008-11 • New York Knicks, 2010-11 • Los Angeles Clippers, 2011-13 • Detroit Pistons, 2013-14**

One of the most talented players in Colorado basketball history, Chauncey Billups helped transform the Buffaloes into an NCAA tournament contender in the two years he played in Boulder. His hard work, dedication and exceptional basketball skills not only drew the attention of college basketball aficionados, but of professional teams as well. Billups was the No. 3 overall selection of the first round of the NBA Draft in 1997 by the Boston Celtics. As a captain of the Detroit Pistons, he led the team to the NBA championship in 2004 earning the NBA Finals Most Valuable Player award honors by averaging 21 points and 5.2 assists in the five games.



### NBA

- Retired in Sept. 2014 after 17 seasons.
- Career averages: 15.2 points, 5.4 assists, 2.9 rebounds per game.
- Five-time NBA All-Star (2006, 2007, 2008, 2009, 2010).
- Helped lead the Nuggets to a franchise-best 54 wins in 2008-09, the most since moving to the NBA.
- Retired fifth in free throw percentage (.894), sixth in 3-pointers made (1,830) and ninth in 3-pointers attempted (4,725) in NBA history.
- Still ranks sixth in free throw percentage, 14th in 3-pointers made and 16th in 3-point attempts entering the 2019-20 season.
- NBA Champion (2004)
- NBA Finals MVP (2004)
- Five-time NBA All-Star (2006–2010)
- All-NBA Second Team (2006)
- Two-time All-NBA Third Team (2007, 2009)
- Two-time NBA All-Defensive Second Team (2005–2006)
- J. Walter Kennedy Citizenship Award (2008)
- NBA Sportsmanship Award (2009)
- Colorado Sports Hall of Fame (2015)
- CU Athletic Hall of Fame (2015)



## CHAUNCEY BILLUPS




### George Washington High School

- named Mr. Colorado Basketball three times and in 1995 was a McDonald's High School All-American
- averaged 23.8 ppg. during his four years

### USA Basketball

- selected to be a part of Team USA that competed at the 2007 FIBA Americas Championship, a qualifying tournament for the Beijing Olympics
- played for USA Basketball's Men's 22-and-under team against the Dream Team III during the summer of 1996
- played at the 1995 Olympic Festival in Denver, competing for the North team that won the gold medal
- played for Team USA at 2010 FIBA Summer World Championships in Turkey (9-0, Gold Medal)



### Colorado

- Led the Buffs to their first NCAA Tournament in over two decades, where CU topped perennial power Indiana in the opening round of the 1997 tournament.
- As a sophomore was named a first-team All-American by The Basketball News, becoming the eighth All-American in Colorado history; named 1996-97 All-Big 12 first team by the league coaches and Associated Press.
- In two seasons in Boulder, averaged 18.5 points, 5.6 rebounds, 5.1 assists in 55 games; also connected on 120 3-pointers and shot .857 (306-for-357) from the free throw line.
- Set then-CU freshman records for points (465) and assists (143).
- One of two players at CU to score over 1,000 career points in only two seasons
- Holds the school record in scoring average by a freshman (17.9 ppg.)
- Second fastest player to record 500 points scored in only 28 games played



### Total Career Stats (Regular Season)

G-GS	FGM-FGA	Pct.	3PM-A	Pct.	FTM-FTA	Pct.	Reb.	Ast.	Stl.	Blk.	Pts.	Avg.
1043-937	4738-11413	.415	1830-4725	.387	4496-5029	.894	2992	5636	1051	168	15802	15.2


## Donnie Boyce

Atlanta Hawks, 1995 • San Antonio Spurs, 1996-97

Donnie Boyce finished his career in 1994-95 as Colorado's all-time leading scorer with 1,995 points (he's currently third). However, Boyce's career ended prematurely when he broke his leg during the first half of CU's 1995 Big Eight Tournament game against Oklahoma. During his career in Boulder, Boyce was named All-Conference three times, twice on the league's first team. Boyce also held school records for games started (107), field goals attempted (1,648), free throws made (480) and free throws attempted (721). In four consecutive seasons (1991-95), Boyce led the Buffaloes in scoring, and led the Big Eight in scoring (league games only) as a junior (26.8 ppg). A gifted player on all levels, Boyce will be remembered as one of the greatest players in CU and Big Eight history.

### Total Career Stats

G	FGM-FGA	Pct.	FTM-FTA	Pct.	Reb.	Ast.	Stl.	Pts.	Avg.
8	9-23	.391	2-4	.500	10	3	3	24	3.0



## Matt Bullard

Houston Rockets 1990-94, 1995-2002

Matt Bullard was a Big Eight All-Freshman and honorable mention all-conference selection in 1985-86. The next year he led the team in both scoring (16.6 ppg) and rebounding (9.3). He finished the 1986 season ranked 18th in the country in field goal percentage. Bullard joined the Rockets as a free agent in 1990, and was a member of Houston's 1994 NBA Championship team. He is the third-leading three-point shooter in franchise history.

### Total Career Stats

G	FGM-FGA	Pct.	FTM-FTA	Pct.	Reb.	Ast.	Stl.	Pts.	Avg.
426	865-2033	.425	188-248	.758	866	396	142	2312	5.4



## Alec Burks

Utah Jazz, 2011-2019 • Cleveland Cavaliers, 2018-19 • Sacramento Kings, 2018-19 - Golden State Warriors, 2019-present

An electrifying guard for two years, Burks showcased on a nightly basis he was something special in a Buffs uniform. The holder of numerous school records in just two years, Burks owns the freshman (512) and sophomore (779) scoring records for those seasons. His 19.0 career points per game average ranks third all-time behind CU greats, Cliff Meely (24.3) and Shaun Vandiver (20.6). Named to the Big 12 Conference and NIT All-Tournament teams, Burks was also a conference unanimous first team selection, in addition being named a finalist (top 20) for the 2010-11 John R. Wooden Award. Burks scored a career-best 36 points (w/ a personal-high 12 field goals) in an upset win over No. 9/8 Missouri (Jan. 8, 2011). He's the 18th player in school history to score that many in a single game and the 36-point performance was the third highest ever at the Coors Events Center.

### Total Career Stats (Through 2018-19 Regular Season)

G-GS	FGM-FGA	Pct.	3PM-A	Pct.	FTM-FTA	Pct.	Reb.	Ast.	Stl.	Blk.	Pts.	Avg.
429-67	1415-3346	.423	289-813	.355	970-1258	.771	1304	729	260	75	4089	9.5



## Chris Copeland

New York Knicks, 2012-13 • Indiana Pacers, 2013-15 • Milwaukee Bucks, 2015-16

Chris Copeland had an interesting path in order to fulfill his dream of playing in the NBA after graduating from CU in 2006. Copeland originally signed with the NBA D-League's Fort Worth Flyers for the 2007 season. He then moved on to play overseas for teams in Spain, the Netherlands, Germany, and Belgium. Finally, Copeland got his shot with an NBA team in 2012 when he signed with his hometown New York Knicks, where he averaged 8.7 points on 47.9 percent shooting (including an impressive 42.1 percent from three-point range) and 2.1 rebounds per game. At CU, Copeland was a four-year letterwinner helping the Buffs to a pair of NIT Tournaments (2004, 2005) as well an NCAA Tournament appearance (2003). During his junior and senior seasons he was second on the team in scoring, trailing only Richard Roby. In his senior season he led the team in blocked shots with 32.

### Total Career Stats

G-GS	FGM-FGA	Pct.	3PM-A	Pct.	FTM-FTA	Pct.	Reb.	Ast.	Stl.	Blk.	Pts.	Avg.
171-26	366-858	.427	154-422	.365	112-149	.752	272	107	32	30	998	5.8


## Jim Creighton

**Atlanta Hawks, 1975-76**

After playing in the shadows of Cliff Meely for two years, Jim Creighton came into his own during his junior and senior seasons. He quickly became a stalwart performer for the Buffs. Not big for a center (6-7, 190), Creighton played much bigger with his great jumping ability. Following an excellent senior season, he was named to the NCAA's District V All-Star squad. Creighton enjoyed a one-year stint with the Atlanta Hawks. Used primarily for his defensive ability, he played in 32 games, averaging one point and 1.4 boards per game.

### Total Career Stats

G	FGM-FGA	Pct.	FTM-FTA	Pct.	Reb.	Ast.	Stl.	Pts.	Avg.
32	12-43	.279	7-16	.438	45	4	2	31	1.0



## Jim Davis

**St. Louis/Atlanta Hawks, 1967-72 • Houston Rockets, 1972  
• Detroit Pistons, 1972-75**

Jim Davis guided Colorado to two Big Eight championships during a brilliant three-year career. During that time, Davis emerged as one of the school's all-time top rebounders (863 boards) and scorers (1,110 points). In addition to being a fine rebounder and scorer, Davis was also known for his defensive skills. As a professional ball player, Davis played for three different clubs, St. Louis/Atlanta, Houston and Detroit. His most successful seasons were spent with St. Louis/Atlanta as he averaged 7.9 points per game and totaled 1,484 career boards.

### Total Career Stats

G	FGM-FGA	Pct.	FTM-FTA	Pct.	Reb.	Ast.	Stl.	Pts.	Avg.
545	1353-2914	.457	766-1137	.674	2563	631	59*	3408	6.3

\*Total includes only 73-74 and 74-75 seasons.


## Spencer Dinwiddie

**Detroit Pistons, 2014-16 • Brooklyn Nets, 2016-present**

One of the most outspoken, clutch players in CU basketball history, Spencer Dinwiddie helped the Buffaloes to three-straight NCAA Tournament appearances and a Pac-12 Tournament Championship during his outstanding three seasons in Boulder. With a career scoring average of 13.0 points per game, Dinwiddie was the 30th player in school history to reach the 1,000-point plateau (1,115 points). He started every game (86) as a Buff and also averaged 3.4 rebounds, 2.6 assists, 1.1 steals per game. He ranks in a number of all-time top-10 statistical categories, including No. 3 in free throw percentage (.830), No. 4 in 3-point field goal percentage (.386), No. 5 in FT made (420), and No. 7 in FT attempts (506). He once made 33-straight free throws (Feb. 7-21, 2013; 5 games), which is the fourth longest streak in school history. During his junior season cut short by an ACL injury, Dinwiddie's biggest scoring game of the campaign came against in-state rival Colorado State, where he lit up the Rams for 28 points and a 67-62 win at Colorado State (Dec. 3, 2013). During his sophomore year, he victimized the Rams once again in Boulder, scoring a career-high 29 points with a personal-best five treys. On Feb. 10, 2013, he set school record by scoring the most points by a Buff without missing a shot at Oregon State (6-of-6 FG; 4-of-4 3 pt.; 8-of-8 FT). Dinwiddie was selected by the Detroit Pistons in the second round of the 2014 NBA Draft (38th overall).

### Total Career Stats (Through 2018-19 Regular Season)

G-GS	FGM-FGA	Pct.	3PM-A	Pct.	FTM-FTA	Pct.	Reb.	Ast.	Stl.	Blk.	Pts.	Avg.
253-81	894-2091	.428	316-979	.323	681-850	.801	654	1146	174	69	2785	11.0






## Robert Doll

**St. Louis Bombers, 1946-48 • Boston Celtics, 1948-50**

One of the key players for Coach Forrest "Frosty" Cox's 1941-42 Big Seven championship squad, Robert "Ichabod" Doll was known for his aggressive defense as he was named a unanimous first-team All-Conference player following his senior season. That same year, he also garnered All-America honors in Look, Pic and Time magazines. In 1940, Doll led the Buffaloes to bids in both the NCAA Tournament and NIT. He was named the NIT Most Valuable Player after averaging 15.5 points per game. Two years later, Doll was named a consensus second team All-American and led Colorado to its first Final Four. Doll played professionally for two years with the St. Louis Bombers, then joined the Boston Celtics as a free agent. During his two-year stint with the Celtics, Doll averaged 8.4 points and 1.4 assists per game.

### Total Career Stats

G	FGM-FGA	Pct.	FTM-FTA	Pct.	Reb.	Ast.	Stl.	Pts.	Avg.
94	265-7850	.337	155-231	.671	NA	225	NA	685	7.3




## Pat Frink

**Cincinnati Royals, 1968-69**

Known as an excellent shooter, Pat Frink finished his career at Colorado as the second leading scorer in Buff basketball history at that time (1,288 points). He accomplished that feat even though he missed the 1966 season due to a knee injury. Frink was also chosen as a member of the second-team academic All-America squad in 1968. After graduation, Frink went on to play professionally with the Cincinnati Royals for one season. While a member of the ABA team, he played in 48 games and averaged 2.6 points per game.

### Total Career Stats

G	FGM-FGA	Pct.	FTM-FTA	Pct.	Reb.	Ast.	Stl.	Pts.	Avg.
48	50-147	.340	23-29	.793	41	55	NA	123	2.6



## Chuck Gardner

**Denver Rockets, 1967-68**

Chuck Gardner led the Buffs his senior year in scoring (20.2 ppg), rebounding (9.8 rpg), field goal percentage (.524) and free throw percentage (.650). A two-time All-Big Eight selection, Gardner was also chosen as a scholastic All-American his senior season. His excellent touch around the basket and dangerous hook shot enabled him to be an outstanding inside scorer. Although he only played one year professionally, he did record some notable marks with the ABA's Denver Rockets. In 42 games, he averaged 4.7 points and 3.2 boards per game.

### Total Career Stats

G	FGM-FGA	Pct.	FTM-FTA	Pct.	Reb.	Ast.	Stl.	Pts.	Avg.
42	71-175	.408	55-79	.696	136	13	NA	197	4.7

## David Harrison

Indiana Pacers, 2004-08

David Harrison had his best season with the Buffs during his junior year leading the Buffaloes in scoring (17.1 ppg.) and shooting an impressive 63.1 percentage from the field. The seven-foot, 250-pound presence led the Big 12 Conference in field goal percentage and more impressively was third nationally. Following his junior season in 2003-04, he opted for the NBA Draft where he was the 29th overall pick by Indiana. In four seasons with the Pacers he averaged 5.0 points, 2.9 rebounds a game and shot 53 percent from the field. Although his NBA career would not produce the numbers he performed in college, Harrison is currently the CU blocked shot record holder (225) and eclipsed the 1,000-point barrier (1,317 pts.). Harrison holds or shares every blocked shot record in school history and helped the Buffs to the 2002-03 NCAA Tournament and a 2003-04 NIT appearance.

### Total Career Stats

G	FGM-FGA	Pct.	FTM-FTA	Pct.	Reb.	Asst.	Stl.	Blks.	Pts.	Avg.
189	374-706	.530	201-383	.525	549	47	64	185	949	5.0



## Cory Higgins

Charlotte Bobcats, 2011-12

A solid four-year letterwinner who played a then-school record 132 games, Higgins is the only player in CU history with at least 2,000 points (2,001); 500 rebounds (547); 300 assists (320); and 150 steals (192) during his career. He shares the all-time scoring record with 2,001 points and at the time of his graduation was the holder of 17 school records. He's also the CU and Big 12 record holder with 45 consecutive free throws made (Dec. 10, 2008–Jan. 14, 2009) covering eight games as a sophomore. Higgins was a three-time All-Big 12 third team selection and a Wooden Award Preseason Top 50 Watch List nominee entering his senior year. His 2,001 career points ranked sixth all-time among Big 12 Conference scorers (in all games played) and during his junior and sophomore seasons, led the Big 12 (conference games-only) in steals with a 2.1 steals per game average.

### Total Career Stats

G-GS	FGM-FGA	Pct.	3PM-A	Pct.	FTM-FTA	Pct.	Reb.	Asst.	Stl.	Blk.	Pts.	Avg.
38-0	52-160	.325	4-20	.200	42-60	.700	35	36	5	6	150	3.9

## Jay Humphries

Phoenix Suns, 1984-88 • Milwaukee Bucks, 1988-92

• Utah Jazz, 1992-1995

Jay Humphries had an outstanding career at CU, as he was elected twice for both All-America and All-Conference honors. Humphries is the current all-time leader in both steals (309) and assists (586), evidence of both his great quickness and ball handling abilities. Humphries finished his career with the Utah Jazz, after spending four seasons with Phoenix and four with Milwaukee. He reached two milestones in 1992-93, tallying his 4,000th assist and 8,000th point. He averaged a career-high 15.3 points per game in 1989-90, and never averaged under 7.5 points per game. Humphries joined the Jazz on draft day '92, when he was traded from Milwaukee to Utah.

### Total Career Stats

G	FGM-FGA	Pct.	FTM-FTA	Pct.	Reb.	Asst.	Stl.	Pts.	Avg.
794	3564-7484	.476	1586-2021	.785	2033	4424	1161	8938	11.3





## George King

Phoenix Suns, 2018-2019

George King was a 2017-18 All-Pac-12 Conference Second Team pick and the 2015-16 Pac-12 Most Improved Player of the Year. After playing sparingly as a freshman, and taking a redshirt season in 2014-15, he averaged 12.5 points and 6.4 rebounds over his final three seasons at Colorado. He led the Buffaloes in rebounding over his final two seasons and ranked fifth in the Pac-12 as a senior at 7.8 per game. King also finished as one of the greatest 3-point shooters in Colorado history. His 40.1 3-point percentage is the second best in team history while his 181 3-pointers rank fifth. He finished with 1,294 points and 681 rebounds, ranking 18th and 14th respectively on Colorado's career charts. King won the Pac-12 3-point shooting title as a sophomore, hitting 45.6 percent. He played in the annual NABC All-Star game prior to the 2018 Final Four where he was named MVP of the East team after scoring 21 points on 8 of 11 shooting with nine rebounds and three blocked shots. He then participated in the Portsmouth Invitational, a pre-NBA Draft showcase for college seniors. King was named to the Portsmouth All-Tournament team averaging 18 points and 7.7 rebounds in three games. For his efforts, he received an invitation to the 2018 NBA Draft Combine. King was selected in the second round of the 2018 NBA Draft by the Phoenix Suns (59th pick overall). He signed a two-way deal and spent the majority of the season with the Northern Arizona Suns of the NBA G-League. King appeared in one game with Phoenix during the 2018-19 season, grabbing one rebound.



## Cliff Meely

Houston Rockets, 1971-76 • Los Angeles Lakers, 1976

One of two players in Colorado basketball history to have his jersey number retired (20), Cliff Meely was named an All-American following the 1970-71 season. Meely was truly a graceful performer who could shoot from anywhere on the court. He finished his career at CU possessing eight Big Eight Conference marks and 16 school records, including at the time CU's all-time scoring record (1,940 points). He still owns the school mark averaging 24.3 points per game. Meely transferred to CU as a junior college All-American from Northeastern JC. While there, he scored 40 or more points on five separate occasions. Meely played in more than 300 professional games over six seasons with the NBA's Houston Rockets and Los Angeles Lakers. He averaged 8.7 points and 5.6 boards per game throughout his career with the Rockets, only playing in 20 games with the Lakers at the end of the 1975-76 season.

### Total Career Stats

G	FGM-FGA	Pct.	FTM-FTA	Pct.	Reb.	Ast.	Stl.	Pts.	Avg.
318	1121-2687	.417	416-616	.675	1703	398	58	2658	8.4

\*Total includes only 73-74, 74-75 and 75-76 seasons.

## André Roberson Oklahoma City, 2013-present

After three record-breaking seasons at CU, Roberson chose to forego his senior year and enter the 2013 NBA Draft. The decision proved to be a wise one as the 6-7 power forward was selected with the 26th overall pick in the draft. Roberson left Boulder as the only CU men's basketball player with 1,000 points (1,012), 1,000 rebounds (1,045), 150 blocks (150), 150 steals (164), and 100 assists (119). He was also the first CU player to lead the team three straight years in rebounding, steals, and blocked shots. His 1,045 rebounds were only 10 boards short of the school record set by Stephane Pelle; however Pelle did so over the course of four seasons (1999-2003), while Roberson only played three seasons. Roberson's 150 blocks ranks fifth all-time at CU. In 105 career games, he tallied double-digit rebounds in 59 games, and scored in double-figures 52 times. Roberson also holds the freshman (297), sophomore (401), and junior (347) season rebounding records. Roberson helped Oklahoma City to the 2016 Western Conference Finals. He was named to the 2016-17 NBA All-Defensive Second Team.



Total Career Stats (Through 2018-19 Regular Season)

G-GS	FGM-FGA	Pct.	3PM-A	Pct.	FTM-FTA	Pct.	Reb.	Ast.	Stl.	Blk.	Pts.	Avg.
295-269	563-1168	.482	108-421	.257	122-261	.467	1188	257	264	195	1356	4.6


## Alex Stivrins

**Seattle SuperSonics, 1985-86 • Phoenix Suns, 1992-93 • Atlanta Hawks, 1992-93 • Los Angeles Clippers, 1992-93 • Milwaukee Bucks, 1992-93**

Alex Stivrins led Colorado in rebounding both years he was a Buff, and finished sixth in the country in 1985. He finished his collegiate career at CU with averages of 13.9 points and 10.4 rebounds per game. His first year in the NBA was spent with the Seattle SuperSonics, in 1985-86. Following that he played in both the CBA and the Italian League before returning to the NBA ranks in 1992-93. That season, he had stints with four different teams.

Total Career Stats

G	FGM-FGA	Pct.	FTM-FTA	Pct.	Reb.	Ast.	Stl.	Pts.	Avg.
22	20-43	.465	4-8	.500	22	4	2	44	2.0







## Scott Wedman

**Kansas City Kings, 1975-81 • Cleveland Cavaliers, 1981-82  
• Boston Celtics, 1982-87**

Scott Wedman provided the backbone for CU basketball in the early '70s. Head Coach Sox Walseth called Wedman "one of the best we've ever had here." With his great touch, he was smooth as silk with the ball, and was also a big factor on the boards. Wedman's outstanding play earned him All-Big Eight honors in both his junior and senior seasons. Wedman began his professional career with the NBA's Kansas City franchise, where he played for six seasons. While there, he averaged 17.4 points per game and 6.0 rebounds in 466 games. He was traded to Cleveland for the '81-82 season and then was sent to Boston where he averaged 5.6 points per game in 301 contests. He was named to the 1979-80 NBA All-Defensive Second team as a member of the Kings.

### Total Career Stats

G	FGM-FGA	Pct.	FTM-FTA	Pct.	Reb.	Ast.	Stl.	Pts.	Avg.
856	4778-9907	.482	1387-1753	.791	3865	1642	765	11027	12.9


## Chuck Williams

**Denver Nuggets, 1971-72, 1975-76 (ABA); 1976-77 (NBA) •  
Kentucky Colonels, 1972-75 • Buffalo Braves, 1977-78**

A floor leader, Chuck Williams was known for his precision passing, slashing drives to the basket and his tenacious defense. He possessed exceptional quickness and speed. Following a serious knee injury his junior year, he rebounded his final campaign to have an excellent season. Williams began his professional basketball career with Denver. He played in 163 games with the Nuggets franchise during two different stints in both the ABA and NBA, and had a scoring average of 9.8 points per game. He also played for three years with the ABA's Kentucky Colonels and finished his career with the Buffalo Braves.

### Total Career Stats

G	FGM-FGA	Pct.	FTM-FTA	Pct.	Reb.	Ast.	Stl.	Pts.	Avg.
236	810-1679	.482	507-644	.787	504	852	163	2127	9.0





## Derrick White

**San Antonio Spurs, 2017-present**

Derrick White made the most out of his one season in Boulder. He led the Buffaloes with 18.1 points, 4.4 assists and 1.2 steals per game while shooting 51 percent from the field and 81 percent from the free throw in 2016-17. He was named to the Pac-12's 2017 All-Conference First Team, All-Defensive Team and All-Tournament Team. He was also selected to the USBWA All-District VIII First Team and NABC All-District 20 Second Team. On the Pac-12 leaderboard, White ranked third in scoring, fifth in free throw percentage, sixth in assists, seventh in blocks (1.4 bpg), 10th in assist-to-turnover ratio (1.8), 14th in 3-point percentage (.396) and steals and 15th in field goal percentage. White was one of two players, joining the 2017 No. 1 overall pick Markelle Fultz, to rank in the Pac-12 Top 10 in scoring, assists and blocked shots. White was the league's second-leading scorer during the conference season at 18.5 points an outing. He had 14 games with at least 20 points, 11 of those coming against Pac-12 competition and included in that were three of his four 30-point outings. He's the ninth player with four or more 30 point games in a CU career and first with four in one season since Chauncey Billups in 1995-96. Following a memorable summer where he shined at the Portsmouth Invitational and NBA Combine, White was selected by the San Antonio Spurs in the first round with the 29th overall pick in the 2017 NBA Draft.

Total Career Stats (Through 2018-19 Regular Season)

G-GS	FGM-FGA	Pct.	3PM-A	Pct.	FTM-FTA	Pct.	Reb.	Ass.	Stl.	Blk.	Pts.	Avg.
84-55	276-576	.479	56-155	.361	109-143	.762	273	272	71	50	717	8.5

## Bufs Playing Overseas

Recent former Colorado Buffaloes playing professionally overseas or outside the NBA.

**Askia Booker:** UCAM Murcia (Spain, 2018-20)

**Carlton Brown:** Israeli Basketball Super League, Hapoel Tel Aviv (2013-14); Denver Nuggets (2014 Samsung Summer League); Ratiopharm (Germany, 2015-16)

**Sabatino Chen:** Yulon Luxgen (Taiwan, 2013-15); Kaohsiung Truth (Taiwan, 2016-17)

**Dominique Coleman:** ESSM Le Portel Cote d'Opale of France (July 2014); Sopron KC (Hungary, 2016-17)

**Dominique Collier:** Schalke (Germany, 2018-19)

**Chris Copeland:** Spain/Netherlands (2006-08); TBB Trier (Germany, 2008-10); Okapi Aalstar (Belgium, 2010-12); Tofas (Turkey, 2016-17)

**Austin Dufault:** BC Souffelweyersheim of France (June 2014); Sopron KC (Hungary, 2016-17); Niigata Albirex (Japan, 2017-18)

**Wesley Gordon:** Raiffeisen Furstenfeld (Austria, 2017-18); Sopron KC (Hungary, 2018-19); Rethymno (Greece, 2019-20)

**Marcus Hall:** Afyon (Turkey); Byblos SC (Lebanon, 2017-18); Selcuklu (Turkey, 2018-19); Konyaspor (Turkey, 2018-19)

**Shane Harris-Tunks:** Hobart Chargers (Australia, 2015)

**Cory Higgins:** CSKA (Russia, 2015-19); FC Barcelona (Spain, 2019-20)

**George King:** Trento (Italy, 2019-20)

**Levi Knutson:** BV Chemnitz 99 of Germany (August 2014)

**Michel Morandais:** Chalons-Reims CB of France (June 2014); Asvel Lyon (France, 2016-17)

**Marcus Relphorde:** AGOR (Greece); Hapoel Migdal Haemek (Israel, 2016-17); Maccabi Rehovot (Israel, 2017-19); Kiryat Ata (Israel, 2019-20)

**Richard Roby:** Akita Northern Happinets of Japan (2014); Sanan Neophoenix (Japan, 2016-17); Marinos (Venezuela, 2017); Shinshu BW (Japan, 2018-19)

**Josh Scott:** MZT Skopje (Macedonia, 2016-17); Shimane SM (Japan, 2017-18); Ryukyu (Japan, 2018-20)

**Xavier Talton:** Pelister Bitola (Macedonia, 2017-18)

**Nate Tomlinson:** Melbourne United (Australia, 2012-17)

**Namon Wright:** Leicester (England, 2019-20)

## NBA G League

Formerly NBA D League

**Askia Booker:** Bakersfield Jam (2015-16); Northern Arizona Suns (2016-18); Delaware 87ers (2017-18)

**Alec Burks:** Salt Lake City Stars (2016-17)

**Spencer Dinwiddie:** Grand Rapids Drive (2014-16)

**Marcus Hall:** Iowa Wolves (2014-15)

**David Harrison:** Reno Bighorns (2011-12)

**Cory Higgins:** Erie BayHawks (2012-13)

**George King:** Northern Arizona Suns (2018-19)

**Xavier Johnson:** Texas Legends (2017-19)

**Andre Roberson:** Tulsa 66ers (2013-14)

**Richard Roby:** Rio Grand Valley Vipers (2010-11)

**Derrick White:** Austin Spurs (2017-18)



## COLORADO PLAYERS DRAFTED PROFESSIONALLY

### NBA

Chauncey Billups, No. 3 overall Boston, 1997

\*Scott Wedman, No. 6 overall KC-Omaha, 1974

\*Cliff Meely, No. 7 overall San Diego Clippers, 1971

Alec Burks, No. 12 overall Utah Jazz, 2011

Jay Humphries, No. 13 overall Phoenix, 1984

Shaun Vandiver, No. 25 overall Golden State, 1991

Andre Roberson, No. 26 overall Minnesota, 2013

(traded to Oklahoma City)

Pat Frink, No. 27 overall Cincinnati, 1968

Derrick White, No. 29, San Antonio, 2017

David Harrison, No. 29 overall Indiana, 2004

Jim Davis, No. 29 overall Detroit, 1964

Ken Charlton, No. 32 overall Cincinnati, 1963

Spencer Dinwiddie, No. 38 overall Detroit, 2014

\*Jim Creighton, No. 39 overall Seattle, 1972

Donnie Boyce, No. 42 overall Atlanta, 1995

Jaquay Walls, No. 56, Indiana, 2000

George King, No. 59, Phoenix, 2018

Alex Stivrins, No. 75, Seattle, 1985

Chuck Williams, No. 77, Philadelphia, 1968

Chuck Gardner, No. 81, Baltimore, 1966

Joe Cooper, No. 96, New Jersey, 1981

Wilky Gilmore, No. 98, St. Louis, 1962

Dave Logan, No. 139, Kansas City, 1976

JoJo Hunter, No. 146, Milwaukee, 1981

Lee Haven, No. 146, Portland, 1974

Rob Gonzalez, No. 147, Detroit, 1983

Larry Vaculik, No. 168, Denver, 1978

Jacques Tuz, No. 173, San Diego, 1982

Emmett Lewis, No. 181, Denver, 1979

Brian Johnson, No. 212, Phoenix, 1981

### Other Selections

Tom Harrold, fourth pick, Fort Wayne, 1955

Burdette Haldorson, fifth pick, Milwaukee, 1955

Tom Mock, ninth pick, Fort Wayne, 1955

Wayne Tucker, ninth pick, Tri-Cities, 1951

Robert Doll, St. Louis, 1946

### ABA

\*Scott Wedman, No. 2 overall Memphis, 1974

\*Cliff Meely, first round pick, Denver Nuggets, 1971

\*Jim Creighton, additional round choice of Dallas, 1972

\*- drafted by both the NBA and ABA in the same year

### Round Breakdown

1st Round: 9 (4-for-4 w/  
players leaving early)

2nd Round: 4

3rd: 2

4th: 2

5th: 2

6th: 2

7th: 1

8th: 2

9th: 5

14th: 1

23rd: 1

Other NBA draft picks: 4

ABA: 3

### NBA Team Breakdown (34)

Detroit (2)/Fort Wayne (2): 4

Sacramento/Cincinnati (2)/

Kansas City (1)/KC-Omaha (1): 4

Phoenix: 3

Atlanta (1)/Tri-Cities (1): 2

Denver: 2

L.A. Clippers/San Diego (2): 2

Indiana: 2

Milwaukee: 2

St. Louis: 2

Seattle: 2

Boston: 1

Detroit: 1

Golden State: 1

Minnesota: 1

New Jersey: 1

Philadelphia: 1

Portland: 1

San Antonio: 1

Utah: 1

Washington/Baltimore :1

### ABA (3)

Memphis: 1

Dallas: 1

Denver: 1



Chauncey Billups




Andre Roberson



Alec Burks

## ALL-AMERICA SELECTIONS




**Jack Harvey**  
1939 & 1940

In his back-to-back All-America campaigns, Jack Harvey led the Buffs to two conference championships and a trip to the NCAA Tournament in his senior season. During those two years, CU posted an amazing 31-8 mark and received recognition as the No. 1 team in the land. Known for his tough defense, Harvey proved to be key in numerous Buff victories. He was also an outstanding ball-handler for a big man and was a key component in the CU fast break. A solid All-Conference performer, Harvey is the only CU cager to be selected twice

as an All-American

**Jim Willcoxon**  
1939

Known for his defense, Jim Willcoxon continued Coach Frosty Cox's tradition of talented cagers. Willcoxon helped anchor the 1937-38 and 1938-39 Big Seven Championship teams with tough play on the defensive end. He also led the Buffs to national prominence with strong showings on East Coast road trips. His hard-nosed style of play earned him both All-Big Seven and All-America honors as a senior.




**Robert Doll**  
1942

Bob Doll was the big-play man for coach Frosty Cox's 1941-42 Big Seven Championship squad. Doll, along with fellow All-American Leason McCloud helped lead CU to a 16-2 record and the NCAA Western Tournament finals as a senior. He scored 168 points (9.4 ppg.) and was known as an outstanding rebounder and controlled the paint in many CU wins. He was also renowned for his shooting prowess, finishing second to McCloud in scoring. An unanimous All-Big Seven selection, Doll was selected to All-America teams by *Look*, *Pic* and *Time* magazines. He was also tabbed as MVP of New York's Metropolitan Tournament as a sophomore and was a huge factor in CU's three conference titles in a four-year span. After graduation, Doll went on to play for the Boston Celtics.




**Leason McCloud**  
1942

The leading scorer for the 1942 Big Seven Champion Buffs, Leason McCloud was Coach Frosty Cox's "go-to guy." Known for his silky-smooth shot, McCloud was also a great passer and rebounder. McCloud was key in CU's NCAA Western Tournament semifinal win over Kansas, pacing the Buffs with 19 points. His play caught the attention of national media and he joined fellow Buff Bob Doll on the *Look*, *Pic* and *Time* magazines' All-America squads and was a unanimous All-Big Seven selection.








## Burdette Haldorson 1955

Burdette Haldorson was virtually unstoppable in 1955. Prior to the season, Coach H.B. Lee said, "We'll be just as good as Haldorson. We need the big man to play well for us." And play well he did, leading CU to a conference championship and a third-place finish in the National Collegiate Tournament. The big man led the Big Seven in scoring at 23.9 points per game and set what still stands as a CU record with an amazing 346 boards on the year. For his efforts, the Amateur Athletic Union

tabbed Haldorson a first-team All-American. Haldorson's talents were nationally recognized, as the standout was selected to the 1956 and 1960 U.S. Olympic teams. Upon graduation, Haldorson turned down a \$7,000 contract with the NBA's St. Louis franchise. He did continue playing, however, and led amateur powerhouse Phillips 66 to a National Industrial Basketball League title. Haldorson joined Cliff Meely as the only two Buffs to have their jerseys retired in 1994, and was named to the CU Hall of Fame in 1999.


## Ken Charlton 1963

Ranking No.12 on CU's all-time scoring charts, Ken Charlton battled through a history of knee problems to lead Colorado to two Big Eight titles and in 1963, Charlton was named an All-American by the United States Basketball Writers Association and Look magazine. Along with his penchant for scoring, Charlton was also a force inside, ranking in the top 10 on the CU rebounding charts with 671 career caroms (No. 11 at CU). He also succeeded in the classroom and was named an Academic All-American in 1963 as well. Buff Coach Sox Walseth said of Charlton's play, "On a leg and a half, he's better than anyone else in the Big Eight." Charlton was elected to the CU Hall of Fame in 2010.



## Cliff Meely 1971

In 1971, Cliff Meely was a scoring machine. He tallied a then-CU record 729 points and set a Big Eight record with 427 points in conference. Coach Sox Walseth said of Meely, "He is the most complete player I have ever coached." Known for his quickness and agility, Meely could play any position on the floor. He was named to several All-America teams as a junior and senior and played in numerous all-star games after graduation. Meely went on to play in over 300 games in the NBA for the Houston Rockets and the Los Angeles Lakers.



## Chauncey Billups 1997

One of CU's top perimeter threats in hoops history, Chauncey Billups graced the CU campus for two seasons before departing for the NBA. As a sophomore in 1997, Billups was named a first-team All-American by Basketball News, becoming the eighth All-American in Colorado history. Known for his playmaking skills and ability to penetrate, Billups also led the Buffs to their first NCAA Tournament in over two decades, where CU topped perennial-power Indiana in the opening round. Billups went on to be the third pick in the NBA draft by the Boston Celtics. In 2004, Billups helped lead the Detroit Pistons to the NBA title, in addition was named The NBA Finals Most Valuable Player.



## HONOR ROLL

### All-America

First Team	Name	Honored by
1938-39	Jack Harvey	Madison Square Garden
	Jim Willcoxon	NEA
1939-40	Jack Harvey*	Converse
1941-42	Robert Doll*	Pic Magazine
	Leason McCloud	Madison Square Garden
1962-63	Ken Charlton	USBWA
1996-97	Chauncey Billups*	Basketball Times

### Second Team

1941-42	Robert Doll	Madison Square Garden
1970-71	Cliff Meely	USBWA
1996-97	Chauncey Billups	AP, USBWA, NABC, Sporting News

### Third Team

1954-55	Burdette Haldorson	Helms Foundation
1970-71	Cliff Meely	Associated Press

### Fourth Team

1970-71	Cliff Meely	NABC
---------	-------------	------

### Honorable Mention

1958-59	Gerry Schroeder (AP)
1962-63	Ken Charlton (AP)
1980-81	Jo Jo Hunter (AP)
1982-83	Jay Humphries (AP)
1983-84	Jay Humphries (AP, UPI)
1989-90	Shaun Vandiver (UPI)
2003-04	David Harrison (AP)
2010-11	Alec Burks (AP)

\*Consensus All-Americans (second team)



Jay Humphries



Shaun Vandiver

### USBWA All-District

#### District 5

1958-59	Gerry Schroeder
---------	-----------------

#### District VII

1982-83	Jay Humphries
1988-89	Shaun Vandiver
1989-90	Shaun Vandiver
1990-91	Shaun Vandiver
1994-95	Donnie Boyce
1995-96	Chauncey Billups
2002-03	David Harrison
2003-04	David Harrison
2005-06	Richard Roby
2008-09	Cory Higgins
2009-10	Cory Higgins
2018-19	Tyler Bey

#### District VIII

2010-11	Alec Burks
	Cory Higgins
2011-12	Andre Roberson
2012-13	Spencer Dinwiddie
2013-14	Askia Booker
	Josh Scott
2016-17	Derrick White

### NABC All-District First Team

#### District 12

2003-04	David Harrison
2005-06	Richard Roby
2007-08	Richard Roby

#### District 20

2010-11	Alec Burks
---------	------------

### NABC All-District Second Team

#### District 12

1993-94	Donnie Boyce
1995-96	Chauncey Billups
1996-97	Chauncey Billups

#### District 20

2011-12	Andre Roberson
2012-13	Spencer Dinwiddie
2014-15	Askia Booker
2015-16	Josh Scott
2016-17	Derrick White

### NABC District Coach of the Year

1996-97	Ricardo Patton
2011-12	Tad Boyle



Cory Higgins



## All-Conference First Team

### Big Seven

1947-48	Bob Rolander
1948-49	Bob Rolander
1949-50	Kendall Hills
1950-51	Wayne Tucker
1951-52	Frank Gampert
1952-53	Arthur Bunte
1953-54	Burdette Halderson
1954-55	Burdette Halderson (AP, UPI) Bob Jeangerard (AP, UPI)
1955-56	Jim Ranglos

### Big Eight

1958-59	Wilky Gilmore (UPI) Gerry Schroeder (AP, UPI)
1959-60	Wilky Gilmore (UPI)
1961-62	Ken Charlton (AP) Wilky Gilmore (AP)
1962-63	Ken Charlton (AP, UPI) Jim Davis (AP, UPI)
1963-64	Jim Davis (AP, UPI)
1964-65	Chuck Gardner (AP, UPI) Pat Frink (UPI)
1965-66	Chuck Gardner (AP, UPI)
1968-69	Cliff Meely Gordon Tope
1969-70	Cliff Meely
1970-71	Cliff Meely
1971-72	Jim Creighton
1972-73	Scott Wedman
1973-74	Scott Wedman
1978-79	Emmett Lewis
1980-81	Jo Jo Hunter
1983-84	Jay Humphries (AP, UPI)
1989-90	Shaun Vandiver (AP, UPI)
1990-91	Shaun Vandiver (AP, UPI)
1992-93	Donnie Boyce (AP)
1993-94	Donnie Boyce (AP)

### Big 12

1996-97	Chauncey Billups
1999-00	Jaquay Walls (Coaches)
2003-04	David Harrison (Coaches)
2005-06	Richard Roby
2010-11	Alec Burks (unanimous)

### Pac-12

2011-12	Andre Roberson
2012-13	Spencer Dinwiddie Andre Roberson
2013-14	Josh Scott
2015-16	Josh Scott
2016-17	Derrick White
2018-19	Tyler Bey McKinley Wright IV

## All-Conference Second Team

### Big Eight

1958-59	Don Walker (AP, UPI)
1960-61	Wilky Gilmore (AP) Roger Voss (AP)
1963-64	Bob Joyce (UPI)
1966-67	Lynn Baker Pat Frink
1967-68	Pat Frink (AP, UPI)
1982-83	Jay Humphries (AP, UPI)
1983-84	Alex Stivrins (AP, UPI)
1984-85	Alex Stivrins (AP, UPI)
1987-88	Scott Wilke (AP, UPI)
1988-89	Shaun Vandiver (AP, UPI)
1990-91	Stevie Wise (AP, UPI)
1992-93	Donnie Boyce (Coaches)
1993-94	Donnie Boyce (Coaches)
1995-96	Chauncey Billups (AP, Coaches)

### Big 12

1999-00	Jaquay Walls (AP)
2002-03	Michel Morandais
2003-04	Michel Morandais David Harrison (AP)

### Pac-12

2011-12	Carlton Brown
2014-15	Askia Booker
2017-18	George King

## All-Conference Third Team

### Big 12

1998-99	Kenny Price
1999-00	Jamahl Mosley
2001-02	Stephane Pelle
2002-03	Stephane Pelle
2007-08	Richard Roby
2008-09	Cory Higgins
2009-10	Cory Higgins
2010-11	Cory Higgins

## All-Conference Honorable Mention


### Big Eight

1960-61	Ken Charlton (AP)
1963-64	Mike Frink (AP) Bob Joyce (AP) George Parsons (AP)
1964-65	Mike Frink Norm Saunders
1966-67	Bob Bauers
1967-68	Chuck Williams
1981-82	Jacques Tuz

1982-83	Vince Kelley
1985-86	Matt Bullard (AP, UPI)
1986-87	Matt Bullard (AP, UPI) Scott Wilke (AP, UPI)
1989-90	Stevie Wise (AP, UPI)
1991-92	Donnie Boyce (AP) Billy Law (AP) Randy Robinson (AP)
1993-94	Mark Dean (AP)
1994-95	Mack Tuck (AP)
1995-96	Martice Moore (AP, Coaches) Mack Tuck (AP)

### Big 12

1996-97	Fred Edmonds
1997-98	Ronnie DeGray Kenny Price
1998-99	Jaquay Walls
2000-01	D.J. Harrison Jamahl Mosley Stephane Pelle
2001-02	David Harrison Stephane Pelle (AP)
2002-03	David Harrison
2003-04	Blair Wilson
2004-05	Richard Roby
2006-07	Richard Roby
2009-10	Alec Burks
Pac-12	
2013-14	Askia Booker
2017-18	McKinley Wright IV



**Frank Gampert**

## Conference Player of the Year

1968-69	Cliff Meely
1970-71	Cliff Meely (co-winner)

## Conference Newcomer of the Year

1988-89	Shaun Vandiver (AP, UPI)
1997-98	Kenny Price

## Conference Freshman of the Year

2009-10	Alec Burks
---------	------------

## Conference Defensive Player of the Year

2012-13	Andre Roberson
---------	----------------

## Conference Most Improved Player of the Year

2015-16	George King
2018-19	Tyler Bey

## Conference All-Defensive Team

### Big Eight

1982-83	Jay Humphries
1983-84	Jay Humphries
1992-93	Poncho Hodges

### Big 12

2003-04	David Harrison
---------	----------------

### Pac-12

2011-12	Andre Roberson
2012-13	Andre Roberson
2015-16	Josh Scott
2016-17	Derrick White

## Conference All-Freshman Team

### Big Eight

1985-86	Matt Bullard (UPI)
1991-92	Donnie Boyce
1993-94	Fred Edmonds
1995-96	Chauncey Billups

### Big 12

1996-97	Will Smith
1998-99	Carlton Carter
2001-02	David Harrison
2004-05	Richard Roby
2009-10	Alec Burks

### Pac-12

2011-12	Spencer Dinwiddie
2012-13	Josh Scott
2017-18	McKinley Wright IV

## Conference Coach of the Year

1956-57	Sox Walseth (UPI)
1961-62	Sox Walseth (AP)
1962-63	Sox Walseth (AP)
1968-69	Sox Walseth (AP)
1972-73	Sox Walseth (AP)

## Conference All-Newcomer Team

### Big Eight

1995-96	Martice Moore
---------	---------------

### Big 12

1996-97	Ronnie DeGray
1997-98	Kenny Price
1998-99	Jaquay Walls
2000-01	D.J. Harrison
2004-05	Andy Osborn

## Conference Most Improved Team

### Big Eight (Most Improved)

1991-92	Randy Robinson
1992-93	Poncho Hodges
1993-94	Mark Dean

### Big 12 (All-Improved)

1999-00	Jamahl Mosley
2000-01	Stephane Pelle
2002-03	David Harrison
	Michel Morandais
2004-05	Chris Copeland

## Conference All-Underrated Team

### Big Eight

1991-92	Poncho Hodges
1993-94	Mark Dean
1994-95	Mack Tuck

### Big 12

1996-97	Fred Edmonds
1998-99	Jaquay Walls
2001-02	Stephane Pelle
2003-04	Lamar Harris



Alec Burks



George King



Donnie Boyce



## Conference Sixth Man of the Year

2010-11	Levi Knutson (co-winner)
2017-18	Dominique Collier (co-winner)

## Big 12 Reserve/Bench Team

### Big 12

1996-97	Howard Frier
2001-02	Blair Wilson

## Big Eight Sophomore of the Year

1968-69	Cliff Meely
---------	-------------

## UPI Big Eight All-Bench Team

1984-85	Michael Lee
1990-91	Asad Ali

## UPI Big Eight All-Surprise Team

1986-87	Scott Wilke
1988-89	Shaun Vandiver
1989-90	Stevie Wise
1990-91	James Hunter

## UPI Big Eight All-Transfer Team

1988-89	Shaun Vandiver
1990-91	Billy Law

## NCAA All-Tournament Team

1954-55	Jim Ranglos (Final Four)
	Bob Jeangerard (Regional MOP)

## NIT All-Tournament

1990-91	Shaun Vandiver
2010-11	Alec Burks

## Postseason Conference All-Tournament

### Big Eight

1980-81	Jo Jo Hunter
1983-84	Randy Downs
1989-90	Shaun Vandiver (MVP)
	Stevie Wise

### Big 12

2010-11	Alec Burks
---------	------------

### Pac-12

2011-12	Carlton Brown (MOP)
	Andre Roberson
2013-14	Askia Booker
2016-17	Derrick White
2018-19	McKinley Wright IV

## Mid-Season Conference All-Tournament

### Big Seven

1956-57	Dave Mowbray
---------	--------------

### Big Eight

1958-59	Gerry Schroeder
1960-61	Ken Charlton
1961-62	Ken Charlton
1962-63	Ken Charlton
1964-65	Pat Frink

## Mid-Season All-Tournament

1992-93	Ted Allen (Hoosier Classic)
1993-94	Donnie Boyce (Mile High Classic – MVP)
2012-13	Askia Booker (Charleston Classic – MVP)
2014-15	Askia Booker (Diamond Head Classic)
2015-16	Josh Scott (Las Vegas Classic)
	Josh Fortune (Las Vegas Classic)
2016-17	Derrick White (Legends Classic)
2017-18	McKinley Wright IV (Paradise Jam - MVP)
	George King (Paradise Jam)

## Big Eight All-Decade Team (1980's)

Jay Humphries (honorable mention)
-----------------------------------

## Big Eight All-Decade Team (1970's)

Cliff Meely (first team)
Scott Wedman (second team)

## Underrated All-America

*Basketball Weekly*

1983-84	Jay Humphries
---------	---------------


## All-JUCO Transfer

*Basketball Weekly*


1988-89	Shaun Vandiver
---------	----------------

## John R. Wooden Award

1994-95	Donnie Boyce (Big Eight Candidate)
1995-96	Chauncey Billups (Big Eight Candidate)
2003-04	David Harrison (Big 12 Candidate)
2010-11	Cory Higgins (Preseason Top 50 Watch List)
	Alec Burks (Top 20 Finalist)
2012-13	Andre Roberson (Preseason Top 50 Watch List)
2013-14	Spencer Dinwiddie (Preseason Top 50 Watch List)
2014-15	Josh Scott (Preseason Top 50 Watch List)



Carlton Brown



Josh Scott

## Naismith Award

2003-04	David Harrison (Candidate)
2010-11	Alec Burks (Preseason Top 50 & Top 30 Watch List)
2012-13	Andre Roberson (Preseason Top 50 Watch List)

## Bob Cousy Award

*Nation's Top Collegiate Point Guard*

2010-11	Alec Burks (Watch List)
2012-13	Spencer Dinwiddie (Watch List)

## Kareem Abdul-Jabbar Award

*Nation's Top Collegiate Center*

2014-15	Josh Scott (Top 15 Finalist)
2015-16	Josh Scott (Finalist)

## Freshman All-America Team

2009-10	Alec Burks (Basketball Times, CollegeInsider.com)
---------	---

## Lute Olson All-America Team

2010-11	Alec Burks (One of 20)
---------	------------------------

## All-Southwest District

2010-11	Alec Burks ( <i>Basketball Times</i> )
---------	--

## East-West Shrine Game

1958-59	Gerry Schroeder (Kansas City)
---------	-------------------------------

## Kansas City Star Players' Team

(voted on by players)

1993-94	Donnie Boyce (first team)
	Poncho Hodges (honorable mention)
1994-95	Donnie Boyce (first team)
1995-96	Chauncey Billups (first team)

## National Players of the Week

2010-11	Alec Burks ( <i>Andy Katz</i> — Feb. 21-27)
---------	---

## National Freshman of the Week

2017-18	McKinley Wright IV (USBWA & CBS)
---------	----------------------------------

## Conference Players of the Week

### Big Eight

1982-83	Jay Humphries (Nov. 28-Dec. 4)
1983-84	Jay Humphries (Feb. 5-11)
1989-90	Shaun Vandiver (Dec. 5-12)

1990-91	Stevie Wise (Jan. 14-21)
	Stevie Wise (Feb. 17-24)
1992-93	Poncho Hodges (Feb. 22-28)
1995-96	Chauncey Billups (Dec. 11-18)

### Big 12

1996-97	Chauncey Billups (Jan. 13)
	Chauncey Billups (Feb. 10)
1999-00	Jaquay Walls (Jan. 24)
	Jaquay Walls (Feb. 21)
2000-01	D.J. Harrison (Nov. 28)
	D.J. Harrison (Jan. 29)
2002-03	David Harrison (Nov. 25)
	Stephane Pelle (Jan. 27)
	Blair Wilson (Feb. 24)
2003-04	David Harrison (Feb. 2)
2005-06	Richard Roby (Jan. 10)
	Richard Roby (Jan. 16)
2009-10	Cory Higgins (Mar. 6)
2010-11	Alec Burks (Jan. 10)
	Alec Burks (Feb. 28)
	Marcus Relphorde (Mar. 8)

### Pac-12

2011-12	Carlton Brown (Jan. 9)
2012-13	Askia Booker (Nov. 19)
	Andre Roberson (Dec. 17)
2013-14	Askia Booker (Dec. 9)
	Askia Booker (Jan. 6)
2015-16	Josh Scott (Jan. 18)
	Josh Scott (Feb. 29)
2016-17	Derrick White (Dec. 12)
2017-18	McKinley Wright IV (Jan. 8)
2018-19	Tyler Bey (Mar. 11)

## Conference Rookies/ Freshmen of the Week

### Big 12 (*Rookie of the Week*)


1998-99	Jaquay Walls (Feb. 15)
2000-01	D.J. Harrison (Nov. 28)
	D.J. Harrison (Jan. 29)
2001-02	David Harrison (Jan. 2)
2004-05	Richard Roby (Dec. 27)
	Richard Roby (Feb. 7)
2009-10	Marcus Relphorde (Jan. 17)



David Harrison



Richard Roby



Shaun Vandiver, Cliff Meely and Stevie Wise



## USA Basketball

### Men's National Team Program

2010-12 Chauncey Billups

2019-20 Derrick White

### Senior National Team Program

2006-08 Chauncey Billups

*(Medal or Place)*

### Olympics

1956 (Gold) Burdette Haldorson

Robert Jeangerard

1960 (Gold) Burdette Haldorson

### FIBA World Championships

1950 (Silver) Les Metzger

1959 (Silver) Robert Jeangerard

1990 (Bronze) Joe Harrington (Manager)

2010 (Gold) Chauncey Billups

2019 (7th) Derrick White

### Olympic Qualifying

2007 Chauncey Billups

### World Cup Qualifying

2018 Derrick White

### U.S. Olympic Festival

1986 Matt Bullard (North Team)

1993 (Bronze) Martice Moore (South)

1995 (Gold) Chauncey Billups (North)

### Pan American Games

1959 (Gold) Burdette Haldorson

Robert Jeangerard

2015 (Bronze) Tad Boyle (Assistant Coach)

Josh Scott (Training Camp)

### Goodwill Games

1994 Donnie Boyce (Trials)

### World University Games

1970 (Silver) Cliff Meely

1983 (Bronze) Jay Humphries

1987 (Silver) Matt Bullard

Tom Miller (Assistant Coach)

2013 (9th) Spencer Dinwiddie

### COPABA (U21)

### World Championship Qualifying Trials

1995 Chauncey Billups

### FIBA U19 World Cup

2017 (Bronze) Tad Boyle (Assistant Coach)

### 3x3 U18 World Championship Team

2012 (Silver) Brett Brady

2013 (9th) Dominique Collier

### 3x3 U18 National Tournament

2016 (Silver) D'Shawn Schwartz

### U16 National Team (FIBA Americas)


2011 (Gold) Dominique Collier

### U17 World Championship Team Finalist

2016 D'Shawn Schwartz

### Junior National Team Minicamp

2015 D'Shawn Schwartz



**Burdette Haldorson**



**1995 U.S. Olympic Festival North Team**



**2013 Team USA World University Games**



**Sabatino Chen**



**Ken Charlton**



**Levi Knutson**

## Academic All-America

1962-63	Ken Charlton (first team)
1967-68	Pat Frink (second team)
1971-72	Jim Creighton (third team)
1979-80	Jack Mango (third team)
2010-11	Levi Knutson (second team)

## Academic All-District VII

2010-11	Levi Knutson (first team)
---------	---------------------------

## Scholastic All-American

1964-65	Chuck Gardner (honorable mention)
---------	-----------------------------------

## NCAA Postgraduate Scholarship

1984-85	Alex Stivrins
---------	---------------

## Dr. Gerald Lage Academic Achievement Award

*Big 12 Conference's Highest Academic Honor*

2010-11	Levi Knutson ( <i>inaugural year</i> )
---------	--

## Big 12 Conference Medal

*Two recognized by each school for outstanding record of athletics & scholarship*

2010-11	Levi Knutson
---------	--------------

## Academic All-Conference First Team

### Big Eight

1964-65	Chuck Gardner
1965-66	Chuck Gardner
	Bob Bauers
1971-72	Jim Creighton
1972-73	Steve Aaker
1978-79	Brian Johnson
1979-80	Brian Johnson
1982-83	Billy Thompson
1983-84	Alex Stivrins
1984-85	Mike Reid
	Alex Stivrins
1985-86	Mike Reid
1986-87	Scott Wilke
1988-89	Brent Vaughan

### Big 12

1997-98	Jamahl Mosley
2003-04	Scott Senger
2005-06	Billy Boidock

2008-09	Levi Knutson
2009-10	Trey Eckloff
	Levi Knutson
2010-11	Levi Knutson
	Trey Eckloff

### Pac-12

2011-12	Sabatino Chen
2012-13	Sabatino Chen

## Academic All-Conference Second Team

### Big Eight

1992-93	Kirk Williams
---------	---------------

### Big 12

2001-02	Stephane Pelle
2002-03	Blair Wilson
2004-05	Brien Mattingly
	Scott Senger
2005-06	Scott Senger
2009-10	Casey Crawford

### Pac-12

2018-19	D'Shawn Schwartz
---------	------------------

## Academic All-Conference Honorable Mention

### Big Eight

1986-87	David Kuosman
1987-88	David Kuosman
	Brent Vaughan
1988-89	David Kuosman
1990-91	Johnny Terrell
1994-95	Matt Daniel
	Ted Kritza

### Big 12

1997-98	Ernest Renfroe
	Aki Thomas

### Pac-12

2011-12	Shane Harris-Tunks
2018-19	Evan Battey
	Alexander Strating

## CU Scholar-Athlete Award

*Highest cumulative GPA in respective academic class*

2010-11	Levi Knutson
---------	--------------



## HALDORSON NAISMITH HALL OF FAME

Burdette "Burdie" Haldorson, one of the early stars in the history of the University of Colorado men's basketball program, was inducted along with his teammates from the 1960 United States Olympic team into the Naismith Memorial Basketball Hall of Fame. The 2010 class was inducted on August 13 in Springfield, Mass.

That 1960 team brought home the gold medal from Rome and also featured Jerry West (West Virginia), Oscar Robertson (Cincinnati), Jerry Lucas (Ohio State) and Walt Bellamy (Indiana). The 12-man squad cruised to an 8-0 record, the average winning margin a gaudy 42.4 points. The team beat Brazil, 90-63, to clinch the gold after disposing of the USSR (81-57) and host Italy (112-81) leading up to the gold medal contest.

The 1992 "Dream Team" also will be inducted, along with Karl Malone and Scottie Pippen, among others. The 1960 and 1992 squads are generally considered the top two men's basketball teams in U.S. Olympic history.

They will become the seventh and eighth teams that the Hall is inducting, the first Olympic ones, joining others that include the Harlem Globetrotters, the original Celtics, and the 1966 Texas Western team that shattered the race barrier when it beat Kentucky to win the NCAA title. Members of inducted teams go into the Hall as a full group, not as individuals.

"I don't really know that much about it yet, but it will be a real honor to go into the Hall with the group of players that was on that team," Haldorson said from his winter home in Scottsdale, Ariz. "There were 12 guys, and all but two of us went into the NBA. I was one of those two, and I had invitations to turn pro as well, but I was basically ending my career. Some of those guys were outright stars, and I really believe Jerry West and Oscar Robertson would be stars in the game today."

"I've run into Oscar and Jerry a few times, but we all really went our own directions, so most of us haven't really seen each other since we parted ways that summer," he added. "We've never had a reunion so we kind of lost track of each other, but I can't think of a better way to finally get us all together again."


Haldorson averaged 2.9 points and 4.3 rebounds per game on the '60 team, and also won a gold medal as a member of the '56 team, when he averaged 8.6 points per contest. With Haldorson as a team member, the United States went 16-0 in the two Olympic games.

Haldorson's uniform, No. 22, is one of just two retired basketball jerseys in CU history. He left quite an imprint in the school's basketball annals, and the 6-foot-7 Austin, Minn., native still holds four school rebounding records some five-plus decades after his CU playing days, including the most in a half (21), game (31) and season (346).

As a senior in 1954-55, he led the Buffs to the Big Seven Conference title by averaging 23.9 points per game, and was named a first-team All-American. CU eventually went on to finish third in the nation, losing in the Final Four to eventual champion San Francisco and the legendary Bill Russell.

He averaged 15.0 points and 9.5 rebounds for his CU career, and was the first of only eight players to this day to score at least 1,100 points and record 700 or more rebounds. He was inducted into CU's Athletic Hall of Fame in the school's second class in 1999; he previously had been inducted into the Colorado Sports Hall of Fame, the first with ties to CU's basketball programs, in 1977.

Haldorson went on to have a brilliant career in the National Industrial Basketball League as a member of the Phillips 66ers, the team entry for Phillips 66, who then hired him after his career. He then moved to Colorado Springs to form his own gas and oil distribution business. In October 2011, Haldorson was inducted into the 12th class of the Colorado Springs Hall of Fame at the Colorado Springs World Arena, and in March 2012, he was named to the Pac-12 Conference Men's Basketball Hall of Honor, recognizing former men's college basketball players and coaches who have made a significant impact to the tradition and heritage of the conference.



### Basketball Hall of Fame Class of 2010

- Jerry Buss
- Cynthia Cooper
- Robert "Bob" Hurley Sr.
- Dennis Johnson
- Gus Johnson
- Karl Malone
- Maciel "Ubiratan" Pereira
- Scottie Pippen
- 1960 USA Olympic men's team
- 1992 USA Olympic men's team


## COLORADO ATHLETIC HALL OF FAME



### CHAUNCEY BILLUPS

A first-team All-American and unanimous All-Big 12 performer as a sophomore in the 1996-97 season, he led the Buffaloes to a 22-10 record, including an 11-5 mark and a second place finish in the inaugural season of the Big 12, as well as their first NCAA Tournament appearance in 28 years ... In two seasons at Colorado before declaring for the NBA Draft, he averaged 18.5 points, 5.6 rebounds and 5.1 assists in 55 games played; he also connected on 120 three-point field goals and converted at 85.7 percent from the free throw line ... He averaged 19.1 points as a sophomore, and scored 24 in an 80-62 upset over Indiana and

its legendary coach Bobby Knight in the first round of the NCAA's ... In 1995-96, he set the school freshman records for points (465), scoring average (17.9) and assists (143), and was the second fastest player to score 500 points in a career, doing so in just 28 games (and is one of just two players to score 1,000 points in just two seasons in Boulder) ... The Boston Celtics made him the third pick overall in the 1997 NBA Draft, but would trade him to Toronto a little over halfway into the season ... Played 17 seasons in the NBA with seven teams (Boston, Toronto, Denver — twice, Minnesota, Detroit — twice, New York and the Los Angeles Clippers), but would rise to the ultimate stardom with Detroit, as he led the Pistons to the 2003-04 NBA title and would be named the Finals MVP ... In his second stint with the Nuggets, in 2009 he helped the team reach the Western Conference finals for just the third time in franchise history ... A five-time All-Star, averaging 15.2 points, 5.4 assists and 2.9 rebounds per game, with his 89.4 free throw percentage the fifth-best in NBA history (his 38.7 percentage from three point range ranks 65th, but there's no ranking for game winning or clutch shots, as he would be even higher considering he earned the nickname "Mr. Big Shot") ... He retired prior to the 2014-15 season and lives full-time in his native Colorado ... One of just a handful of players to be named All-State four times as a prep at Denver's George Washington High School, and was named Colorado's "Mr. Basketball" three times ... He was on the North team that won the gold medal in the 1995 Olympic Sports Festival ... In 2013, he was inducted into the National High School Sports Hall of Fame (one of just four CU athletes to be honored, along with Byron White, Joe Romig and Bill Fanning), and in 2015, he was inducted into the Colorado Sports Hall of Fame, and in November 2015, the CU Hall of Fame.




### DON BRANBY

Don Branby was one of the last three-sport lettermen in Colorado history, as he earned nine in all playing football, basketball and baseball ... His top honor was being named an *Associated Press* All American in football in 1952 ... A seventh round draft pick by the New York Giants in the 1953 Draft (the 79th player selected overall), he went on After his playing days, he went into coaching in college at Montana State, and then in the Canadian Football League with the British Columbia Lions and the Ottawa Roughriders ... In

basketball, he scored 165 points in 45 career games in primarily a reserve role, though he led the Buffaloes in free throw percentage in 1951-52, making a then unheard of 39-of-48 tries (81.3%) ... In baseball, he played first base, third base and in the outfield; his 16 runs batted in were the third most on the team his senior year ... He also spent four years in the Air Force, playing service football in which he also earned high accolades.

### KEN CHARLTON

Ken Charlton was a member of back-to-back Big 8 Conference titles and two straight NCAA tournament appearances under the late-Sox Walseth ... Often going out and scoring 20-plus points a day or two after having his knees drained of excess fluid, Charlton was CU's all-time leading scorer at the time of his graduation with 1,352 points in just three seasons ... Walseth often referred to him as, "the finest offensive player I ever coached." ... Thirteen on CU's all-time scoring chart, Charlton was named an All-American in 1963 by the United States Basketball Writers Association and *Look* magazine ... Two-time All-Big 8 Selection ... Along with his penchant for scoring, he was also a force inside, ranking in the top 10 on the CU rebounding charts with 671 career caroms (he's 15<sup>th</sup> today) ... He also succeeded in the classroom and was named a 1963 Academic All-American ... Charlton's 514 points scored during the 1961-62 season ranks 22nd today for most points tallied in a single season ... Owns a pair of 35-point efforts at Kansas (Jan. 5, 1963), and at Missouri (Mar. 5, 1962) that still rank among the top-20 scoring games in school history ... Walseth said of Charlton's play, "On a leg and a half, he's better than anyone else in the Big Eight." ... Inducted in the CU Hall of Fame in 1989.



### FORREST "FROSTY" COX


The winningest men's basketball coach in CU history in terms of percentage ... Forrest B. "Frosty" Cox coached the Buffaloes to a 147-89 record (.623) in 13 seasons in Boulder (1935-42, 1944-50) ... He led Colorado to three NCAA tournament appearances (1940, 1942, 1946) and to a pair of NIT berths (1938, 1940), the latter considered the more significant postseason tourney at the time ... His 1940 won the NIT championship in New York City, defeating DePaul and Duquesne at Madison Square Garden (in 1938, the Buffs defeated BYU but lost to Temple in the title game) ... In 1942, CU defeated Kansas, 46-44, in the NCAA quarterfinals to advance to the



Final Four, one of two appearances by CU to this day; the Buffs lost to eventual champion Stanford, 46-35 ... Colorado was considered by many to have the top basketball program west of the Mississippi during the first half of Cox's tenure ... His four teams that made the postseason were the most by any coach in CU history until Tad Boyle surpassed that with his fifth team in 2014-15 ... During Cox's tenure, CU won four Mountain State Conference titles (1938, 1939, 1940, 1942) and the 14-game winning streak by his '41-42 squad is still the longest in CU annals ... He coached CU's first four All-Americans in basketball: Jack Harvey, Jim Willcoxon, Robert Doll and Leason "Pete" McCloud ... Five of his former players are in the Colorado Sports Hall of Fame: Harvey, Byron White, Harry Simmons, Art Unger and Russell "Sox" Walseth ... He passed away on May 22, 1962 at the age of 54 ... Inducted into the Colorado Sports Hall of Fame (April, 2014).

## JIM DAVIS


Three-year letterman under the legendary Sox Walseth, he earned first-team All-Big 8 honors from both the *Associated Press* and *United Press International* his junior (1962-63) and senior (1963-64) seasons ... CU was 53-24 in his career, winning two Big 8 titles and earning two trips to the NCAA Tournament ... Scored 1,110 career points, converting 411-of-841 field goal attempts for a 48.9 percentage, considered very good for the day ... Averaged 14.4 points per game over his career, including 18.5 his senior season, when he also averaged 12.7 rebounds for a second straight season, leading the Big 8 both years ... With a 13.8 scoring norm as a junior, that makes him one of the few players in school history to average a double-double for two seasons ... He averaged 11.2 rebounds per game over his career (77 games) ... At the time of his graduation, he was CU's all-time leading rebounder and third all-time scorer ... Fourth round selection by Detroit in the 1964 NBA Draft, but the 27th player overall in a 9-team league at the time ... Waived by the Pistons that September, he persevered and eventually signed as a free agent with the St. Louis Hawks in 1967; he went on to play for the Hawks, both in St. Louis and when they moved to Atlanta ... He was traded to Houston for a month during the 1971 season and finished up his career after being traded to Detroit ... He played eight seasons in all, scoring 3,997 points with his best year coming in 1969-70 when he averaged 13.6 points and 9.7 rebounds for Atlanta, helping the Hawks to a 48-34 record and first place in the NBA West Division ... From Muncie, Ind., where he prepped at Central High, and currently resides in Windsor, Ontario.



## CARLIE GARDNER


A three-time letterman under the legendary CU basketball coach Sox Walseth, Gardner was a two-time first-team all-Big Eight Conference performer at center ... He was noted for having an excellent touch around the basket and a dangerous hook shot that made him an outstanding inside scorer ... The 6-foot-8 Gardner led the Big Eight in scoring in conference games as a senior in 1965-66, owning a 20.2 average (third in overall games), and the same year was second in rebounding (9.8) and field goal percentage (52.4) as well as fourth in free throw percentage (65.0); his finishing first

or second in three categories and fourth in a fourth was the best all-around effort at the time in Big Eight history ... The 20.2 average was the second-highest in program history at the time and it still ranks as the 10th-best ... He scored 845 points in 70 career games (12.1 per), the fifth-most points in CU annals at the time; he had 456 rebounds (6.9 per), which ranked seventh at the end of his career ... He was a two-time Academic All-Big 8 team member and a honorable mention Scholastic All-American ... He played one year of professional ball with the Denver Rockets of the American Basketball Association, playing in 42 games in the '67-68 season (averaging 4.7 points and 3.2 rebounds per game) ... He then spent four seasons as an assistant coach under Walseth (1968-72), and was instrumental in recruiting Cliff Meely to Boulder before entering private business ... He is a member of CU's National Buff Club Cabinet and is an annual contributor to the Sox Walseth Basketball Endowment.




## BURDETTE HALDORSON

Burdette Haldorson, No. 22 is one of just two retired basketball jerseys in CU history, left quite an imprint in the school's basketball annals ... The 6-7, 210-pound Austin, Minn., native still holds a pair of school rebounding records some five decades after his CU playing days, including the most in a half (21) and game (31) ... As a senior in 1954-55, he led the Buffs to the Big Seven title by averaging 23.9 points per game, and was also named as a first-team All-American ... CU eventually went on to finish third in the nation, losing at the Final Four to eventual champion San Francisco and the legendary Bill Russell ... Haldorson earned two gold medals in 1956 and 1960 as a member of the United States Olympic team, went on to have a brilliant career in the National Industrial Basketball League as a member of the Phillips 66ers, the team entry for Phillips 66, who then hired him after his career ... He then moved to Colorado Springs to form his own gas and oil distribution business ... In August 2010, Haldorson and his 1960 United States Olympic teammates were inducted into the Naismith Memorial Basketball Hall of Fame in Springfield, Mass.



## JACK HARVEY

Jack Harvey remains the only CU basketball player to be selected twice as a first-team All-American (1938-39, 1939-40), when he led the Buffs to two Mountain States Conference titles, and as a senior, an N.I.T. title and a trip to the NCAA Tournament ... Scored 27 points in CU's 52-37 win at Denver in 1940, at the time the most points scored by a Buff in a single game and virtually an unheard total west of the Mississippi at the time ... Known for his tough defense, he was a key performer in limiting the opponent to just 31.2 points per game his junior season and only 37.0 his senior year.



## JAY HUMPHRIES


He was a two-time *Associated Press* honorable mention All-American as a junior and senior (1982-83, 1983-84), when he earned first-team All-Big Eight honors ... Arguably the best and most exciting Buff of the 1980s, he became the school's all-time leader in assists (562) and steals (309) ... He finished his stellar career averaging five assists and 2.8 steals per game ... On the scoreboard, Humphries became the then-fourth all-time scorer (1,306 points, or 11.7 per game — he is still 14th on the list), with his go-to shot being the top of the key jumper which in his day was only worth two points ... His specialty, however, was his defensive play, as he led the nation in steals with 115 for the 1982-83 season, which remains CU's single-season mark; his 101 thefts his senior year (1983-84), ranks second on the CU list and was third in the NCAA ... He had an incredible 10 steals against Wisconsin-Milwaukee as a junior ... Humphries also holds the second (174) and third (173) season assists totals, in addition to the school mark in assists in a conference game (14), and double-figure assist games for a career with eight ... He had 10 career games with six or more steals ... He owned a career field goal percentage of 49.8 percent, shooting .500 or better in three of his four seasons ... He named to



the league's All-Freshman team for 1980-81 and was a member of the Big Eight's All-Decade Team for the 1980's (honorable mention) ... The Phoenix Suns selected him in the first round of the 1984 National Basketball Association Draft (the 13th player overall); he went on to play 11 seasons in the NBA with four teams (Phoenix, Milwaukee, Utah and Boston), playing in 794 games and finishing with an 11.3 scoring average; he racked up 8,938 points, 4,424 assists, 2,033 rebounds and 1,161 steals ... After his playing days, he went into coaching and has been an assistant coach with several NBA teams in addition to coaching in South Korea for five seasons and in China for one

## BOB JEANGERARD

Three-year letterman (1952-1955) under head coach H.B. Lee ... Two-time All-Big Seven Conference first-team selection ... Member of two NCAA Tournament teams in 1953-54 and 1954-55 (Final Four) under coach H.B. Lee ... Averaged 12.4 points and 6.1 rebounds per game during his collegiate career ... His senior year, he averaged 16 points and 6.8 rebounds per game, ranking second on the team in both categories ... CU won a then-school-best 19 games and reached the national semifinals falling to eventual champion San Francisco ... Named the NCAA Tournament Regional Most Outstanding Player ... Also that season, member of the CU team that rallied from a 23-point first half road deficit to edge Kansas State. The 23-point deficit remains to this day, a school record ... As a junior, he was second on the team in scoring (12.8 ppg) and rebounding (6.1 rpg.) ... as a sophomore, his tip-in at the buzzer defeated Oklahoma, 56-55 (Dec. 20, 1952) ... Entering the 2015-16 season, ranks No. 43 in rebounding (413) and No. 46 in scoring (842) ... Member of the 1956 Olympic Gold Medal basketball team in Melbourne and scored a team-high 16 points in the gold medal game against the Soviet Union ... The U.S. team dominated the games and brought home the gold medal after going undefeated (8-0), winning those games by an average of 53.5 points; the U.S. defeated the USSR twice, 85-55 in the quarterfinals and 89-55 in the gold medal game ... The team was loaded, with CU teammate Burdick Haldorson, his college teammate and close friend, and future NBA Hall of Famers, Bill Russell and K.C. Jones ... Jeangerard was the team's second-leading scorer when all was said and done, scoring exactly 100 points for a 12.5 average, behind only Russell's 14.1 ... In shooting a sizzling 60 percent from the field, practically unheard of in that day and age, he scored a team-high 16 points in the gold medal game, with a best of 21 points in a win over the Philippines ... In 1959, he was once again chosen to represent the U.S., playing on its team for the Pan American games ... Teaming again with Haldorson and college basketball stars Oscar Robertson and Jerry West, the team again captured the gold medal ... Jeangerard went on to have an outstanding career in AAU ball ... He passed away in July 2014 at the age of 81.



## BILLY LEWIS

The first African-American varsity basketball player at Colorado (and the first to letter), enrolling at CU in September 1956; at that time, freshmen were ineligible to play and he thus made his debut in the 1957-58 season ... As with his football counterparts, though treated well in Boulder, he often had to endure harsh racism on the road in pre-Civil Rights America and thus blazed the trail for all those who would follow him to CU ... The 6-3 forward played in 67 career games, scoring 244 points and grabbing 197 rebounds in lettering three times ... His best season on the court was his junior year, when he averaged 5.9 points per game with a career-high 21 against Nebraska ... In 1959, after the basketball season was complete, he decided to come back out for track in his specialty, the high jump; he cleared 6-6¾ and finished second in the CU Invitational (to Wyoming's Jerry Lane, who jumped an inch higher) which topped his previous personal best of 6-2 as a senior at Denver's Manual High School, where he was coached by CU great and Hall of Fame member Gil Cruter



... Just as important if not more so were his contributions as a student leader, becoming the first African-American elected by the student body as commissioner of the ASUC (Associated Students of the University of Colorado); he led a delegation of students and testified on the resolutions against discrimination in housing and employment practices and headed the SFHD, Students For Human Dignity, two of many causes he championed that helped change CU in a positive way forever ... Upon his graduation from CU in 1960, he clerked for a Denver judge, and after marrying fellow CU grad JoKatherine Holliman (the first African American woman on CU's homecoming court), they relocated to Washington D.C. where he would work for Colorado senator Peter Dominici in 1963 and 1964 while earning his Juris Doctor of Law degree from Howard University ... In '64, he was recruited by IBM and took a position as the first African-American corporate attorney at the company's headquarters in Armonk, N.Y., and returned to Colorado two years later (1966) to be the junior counsel for IBM in its Niwot offices ... He almost made a successful bid to become a state representative in 1968 against Tom Bastien, but lost by just 100 votes; he then opened a private law practice in Denver with partner Morris Cole.



## DAVE LOGAN



A first-team All-American as a senior in 1975 as selected by *The Sporting News* and a *Playboy* Preseason All-American prior to his junior season (1974), the lone Buff to ever make the squad as a non-senior ... Logan caught 68 passes for 1,078 yards in his CU career, numbers that both ranked second at the time of his graduation and remain in the top 20 all-time ... He led the Buffs in receiving in both 1974 and 1975, after finishing second to the late J.V. Cain as a sophomore in 1973 ... A two-sport star at CU (he also lettered in basketball, averaging 14.1 points in 58 career games), Logan is one of a handful to ever be drafted in three sports: he was a third round pick by Cleveland in the 1976 NFL

Draft (65th overall); the Kansas City Kings nabbed him in the ninth round of the 1976 NBA Draft; and the Cincinnati Reds had drafted him as an infielder and pitcher in the 19th round of baseball's June draft out of high school (longtime MLB outfielder Dave Winfield was also drafted in three) ... Played in 119 NFL games with Cleveland (1976-83) and Denver (1984) catching 263 passes for 4,250 yards and 24 touchdowns in his

pro career. Logan settled back home in Colorado where he starred as a prep ... Is a longtime participant in the radio sports talk scene in Denver, and was the radio play-by-play voice of the Denver Broncos after several years as the color analyst ... Also worked several CU football games for KCNC-TV in the 1990s as the color commentator.

## LEASON "PETE" MCCLLOUD

A first-team All-American, the third in CU basketball history ... Just the sixth CU athlete in any sport at the time, he was the Buffs' leading scorer on the 1941-42 team that reached the Final Four ... Scored 19 points in a 46-44 win over Kansas that enabled CU to advance in the tournament ... Member of the 1939-40 team that won the N.I.T. and was invited to the first NCAA tournament ... Two-time All-Mountain States performer (junior, senior seasons), he led the league in scoring both as a junior (14.1 per game) and senior (16.5, big for its day).



## CLIFF MEELY

In exiting CU following his senior year with all the scoring records and as the runner-up in all the rebounding marks, some three-plus decades later Cliff Meely still holds the mark for a single game (47) ... Today he's third in rebounds (971) and fourth in career points (1,940) ... His name remains either at or near the top in over a dozen statistical categories, and he still owns the two top single season scoring averages in CU history: 28.0 as a senior in 1970-71, and 23.8 as a sophomore in 1968-69 ... The 12.1 rebounds per game average for his career remains one of the top numbers ever posted collegiately ... Led Colorado to the Big Eight title in 1968-69, as the Buffaloes were 21-7 with a 10-4 mark in league play ... A three-time All-Big Eight team member, he earned first-team All-America honors as a senior, and set 16 school and eight conference records

during his career ... Additionally, Meely's 24.3 points per game scoring average is still a school record ... Leader on the Buffs' last Big Eight Conference title team ... Overall, the Buffs won 49 games during his time on the CU campus under late coach Russell "Sox" Walseth, the fourth most over any three-year span in CU history, with his jersey number (20) just one of two retired in CU annals ... Went on to play six seasons in the National Basketball Association with the Houston Rockets and Los Angeles Lakers ... In 1995-96, Meely was named to the Associated Press' all-time Big Eight Conference Basketball first

team ... Along with Meely, the-late Wayman Tisdale (Oklahoma), Danny Manning (Kansas), Jo Jo White (Kansas State), and Rolando Blackman (Kansas State) were named to the team ... In addition the conference honor, Meely also earned the NCAA's Silver Anniversary Award presented to six former collegiate athletes who have gained recognition or done great work in their postgraduate careers.



## SHAUN VANDIVER


A three-year letterman (1988-91) ... Two-time All-Big 8 and Associated Press first team selection (1989-90, 1990-91) ... After leading Hutchinson Community College to the national junior college championship in 1988, he transferred to Colorado where he was the Big 8 Newcomer of the Year as a sophomore in 1988-89 ... Ranks among the top five in both career scoring (fifth, 1,876 points) and rebounding (third, 962) ... Holds the school-record for career double-doubles (59) and is tied for most doubles in a season (21) ... One of two players in school history to average a double-double in each of his three years as a Buff ... Also one of two players at CU to have a

pair of single-season scoring averages among the top 10 ... His junior season was his finest as a player, being named an 1989-90 UPI Honorable Mention All-American after leading the team in scoring (22.3 points per game), rebounding (11.2 per game), blocks (36) and field goal percentage (59.3), in addition leading the Big 8 in scoring ... His 668 points during the season became the most scored by a CU big man, a feat he surpassed as a senior in 1990-91 with 699 ... In the 1989-90 Big 8 Tournament, Vandiver earned most valuable player honors after he helped CU upset Missouri and Oklahoma State in back-to-back games, as CU became the first No. 8 seed to advance to the title game (he scored 75 points and had 41 rebounds in the three games) ... Other school marks he holds are career rebounds by a center (962); consecutive double-figure rebounding games (16); and is tied for first in career field goals made (750) ... He is third in career in field goal percentage (.574) ... Selected No. 25 overall in the 1991 NBA Draft by the Golden State Warriors, but would play nine seasons overseas in Europe ... Once returning to the states, he was an assistant coach at Wyoming, Bowling Green, Northern Colorado and Boise State before being named head coach at Emporia State ahead of the 2011-12 season (he has a 78-93 record in six seasons there).

## CHUCK WILLIAMS

A three-year letterman at guard under Coach Sox Walseth for the 1965-66, 1966-67 and 1967-68 seasons ... Stood 6-foot-2 and weighed 185 pounds, one of the bigger guards in the nation for his day ... A floor leader, he was known for his precision passing, slashing drives to the basket and his tenacious defense, possessing exceptional quickness and speed ... Following a serious knee injury his junior year that cost him over a third of the season, he rebounded his final campaign to have an excellent year ... An honorable mention All-Big Eight Conference performer as a senior, when he was second on the team in scoring (18.0 points per game), along with averaging 5.1 rebounds per game (assists and steals were not official statistics at the time) ... Led the team that season in both field goal percentage (.439) and free throw percentage (.748) ... Scored a career-high 38 points against Iowa State in Boulder on Feb. 28, 1968; still tied for the 13th-most points in a single game in CU history, at the time it was the fourth-most ... His 802 career points were the ninth-most upon

his graduation ... He was drafted by the Philadelphia 76ers in the 1968 National Basketball Association Draft (sixth round, No. 76 overall), but began his professional basketball career with the Pittsburgh Condors and then the Denver Rockets in the old American Basketball Association ... Between 1970-71 and 1977-78, he would play in 638 regular season games in the pros, 500 in the ABA and 138 in the NBA, averaging 10.8 points and 4.5 assists per game ... Also appeared in 37 playoff games, all in the ABA, averaging 11.9 points and 4.1 assists per contest ... He played in 184 games with the Rockets/Nuggets franchise during three different stints in both the ABA and NBA, and also had stints with Pittsburgh, San Diego, Kentucky and Memphis in the ABA and finished his career with the NBA Buffalo Braves ... A two-time ABA All-Star ... Represented the Nuggets' decade in the ABA, along with Spencer Haywood and Ralph Simpson, at the team's 50th anniversary celebration in 2018 (also attended an Indiana Pacers 50th anniversary celebration that had over 100 ABA players from all different teams) ... He earned two degrees from CU, his bachelor's in 1968 and his Master's in 1969 ... Previously inducted into the Denver East High School Sports Hall of Fame (in its inaugural class in 2007) and the Colorado High School Sports Hall of Fame (2015) ... Co-founded three highly successful businesses in sports medicine, environmental remediation and transportation ... Born Edward Williams in Pittsburg, Calif., on June 6, 1946, and currently resides in Denver, where he is the national business development manager for BELFOR Environmental.



## RUSSELL "SOX" WALSETH

A player and long-time basketball coach at Colorado, Russell "Sox" Walseth was likely the first and one of just a few to have coached both the men's and women's program at the same NCAA school ... His time at CU spanned 38 years, starting as an athlete in the 1940s when he lettered in both basketball and baseball a total of six letters He then worked as the head freshman coach for five years (three under his coach, Frosty Cox, and two under H.B. Lee); after two years as head coach at South Dakota State, he replaced Lee for the 1956-57 season and would proceed to coach 20 Buffalo teams ... The winningest coach



in CU men's basketball history, posting a 261-245 record, the Buffs won three Big Eight titles under his direction, in 1961-62, 1962-63 and 1968-69 ... He was the Big Eight Conference coach of the year on five occasions, and his star players included Ken Charlton, Jim Davis, Cliff Meely and Scott Wedman ... Coached the women's team from 1980-83, then known as the "Lady Buffs," compiling an impressive 77-21 record ... That mark included an incredible 43-0 record at home, and once again, he earned coach of the year accolades ... The basketball floor at the Coors Events Center is named after him, and he is a member of the Colorado Sports Hall of Fame.





## SCOTT WEDMAN

A three-time letterman for Sox Walseth at Colorado, he still ranks 20th all-time on CU's scoring charts with 1,251 career points (16.7 per game, which remains eighth-best for a player with 75-plus games in a Buff uniform) ... At the time of his graduation, he was CU's fourth all-time leading scorer and rebounder ... In 75 games, he converted 516 of 1,046 field goal attempts, a solid 49.3 percent ... He twice earned All-Big Eight Conference honors, leading the Buffs in scoring as a junior (17.7 per game in 1972-73) and as a senior (20.0 in 1973-74); he was second as a sophomore with a 12.8 average in '71-72 ... One of just 12 players in school history to average 20 or more points in a season ... Scored a career-high 32 points against Long Beach State his senior year ... Led the team in rebounds with 9.3 per game both


his junior and senior campaigns, with his 684 career boards still the 11th-most ever by a player in a CU uniform (his career-high of 19 came against Nebraska his junior year) ... Selected as a second-team member of the conference's all-decade team for the 1970s ... Sixth overall pick in the 1974 NBA Draft by the Kansas City-Omaha Kings, he was just the second CU player in history at the time to be drafted in the first round, as well as the highest pick; to date, only Chauncey Billups has been a higher selection (third overall); he was the second pick in the '74 ABA Draft by Memphis but opted for the NBA ... 13-year NBA veteran with Kansas City, Cleveland and Boston, he played in 906 games with a 13.2 career scoring average, pouring in 11,916 points; he shot 48.1 percent from floor, 79.4 percent from the free throw line and averaged 4.8 rebounds per game ... Also played in 85 playoff games (with a 10.4 scoring average) ... The first former Buffalo to play on an NBA championship team, he won two rings with the Celtics (1984, 1986) as he participated in all three of the classic Celtic-Los Angeles Laker NBA Finals battles in the mid-80s ... A two-time NBA All-Star ... Shares the mark for field goal perfection in the postseason with two others when he hit all of 11 of shots, including four three-pointers, for 26 points in a win over the Los Angeles Lakers in Game 1 of the '85 NBA Finals (a 148-114 win come to be known as the "Memorial Day Massacre") ... His jersey was officially honored by CU in the spring of 2006 ... Inducted into the Colorado Sports Hall of Fame in 2007.

## LARRY ZIMMER, Announcer

Larry Zimmer is the first inductee into the Hall who is not a former athlete, coach or administrator; but he's been a part of more football and men's basketball games than perhaps anyone else in school history, calling 478 for football, including a string of 251 in a row until he fell ill, along with 525 men's basketball contests ... He is a member of both the Colorado Sports and CU's Athletic Hall of Fames ... Almost as synonymous with CU as Ralphie, the school's live buffalo mascot, Zimmer has spent 41 years in the booth at Folsom Field and traveling with the team, broadcasting some of the Buffaloes' greatest moments ... "Zim" has missed only 12 football games CU overall; prior to the six due to illness, he had missed three bowls (two due to contracts forbidding teams to originate broadcasts) and three regular season games due to travel conflicts; his 400th at CU was also the 1,000 of his professional career ... At their current school, only Bob Robertson, Washington State (535) has called more games than Zim, who is tied for fourth in consecutive years calling major college football (41st) behind Robertson (48), Bill Hillgrove, Pitt (45) and Don Fischer, Indiana (42) ... Awarded an Honorary "C" in 1992, and was honored as the 15th recipient of the Chris Schenkel Award by the National Football Foundation in 2009, which recognizes those who have enjoyed a long and distinguished career broadcasting college football at a single institution.



## HONORED JERSEYS



#4 CHAUNCEY BILLUPS



#4 SCOTT WEDMAN




#13 CHUCK GARDNER



#20 JIM DAVIS



#20 BOB JEANGERARD



#20 CLIFF MEELY



#22 BURDETTE  
HALDORSON



#23 KEN CHARLTON

## CUSPY AWARD WINNERS

(CU Sports Performers of the Year)

### 2019

Male Athlete of the Year	McKinley Wright IV	Finalist
Male Freshman of the Year	Evan Battey	Winner
Spencer Nelson Buffalo Spirit Award	Evan Battey	Finalist
Sports Performance Award	Tyler Bey	Winner
Coal Barry Leadership Award	Dallas Walton	Recipient

### 2018

Male Athlete of the Year	McKinley Wright IV	Finalist
Male Career Athletic Achievement	George King	Finalist
Male Freshman Athlete of the Year	McKinley Wright IV	Winner
Spencer Nelson Buffalo Spirit Award	Evan Battey	Finalist
Coal Barry Leadership Award	Josh Repine	Recipient

### 2017

Male Athlete of the Year	Derrick White	Winner
Male Career Athletic Achievement	Wesley Gordon	Finalist
Male Freshman Athlete of the Year	Lucas Siewert	Finalist
Sports Performance Award	Josh Repine	Winner

### 2016

Male Career Athletic Achievement	Josh Scott	Co-Winner
Male Athlete of the Year	Josh Scott	Finalist

### 2014

Male Athlete of the Year	Josh Scott	Co-Winner
--------------------------	------------	-----------

### 2013

Male Athlete of the Year	Andre Roberson	Co-Winner
Male Freshman Athlete of the Year	Josh Scott	Finalist

### 2012

Male Career Athletic Achievement	Austin Dufault	Finalist
Male Athlete of the Year	Andre Roberson	Winner
Male Freshman Athlete of the Year	Spencer Dinwiddie	Finalist

### 2011

Male Career Athletic Achievement	Cory Higgins	Winner
Male Athlete of the Year	Alec Burks	Winner
Male Freshman Athlete of the Year	Andre Roberson	Co-Winner
Speed, Strength & Conditioning	Levi Knutson	Men's Winner

### 2010

Male Athlete of the Year	Cory Higgins	Finalist
Male Freshman Athlete of the Year	Alec Burks	Winner
Buffalo Award of Distinction	Dwight Thorne II	

### 2009

Male Athlete of the Year	Cory Higgins	Finalist
Male Career Athletic Achievement	Jermey Jackson-Wilson	Finalist
Male Freshman Athlete of the Year	Austin Dufault	Finalist

### 2008

Male Athlete of the Year	Marcus Hall	Finalist
Male Career Athletic Achievement	Richard Roby	Winner
Male Freshman Athlete of the Year	Cory Higgins	Finalist

### 2007

Male Career Athletic Achievement	Dominique Coleman	Finalist
Male Freshman Athlete of the Year	Xavier Silas	Finalist

### 2006

SAAC Distinguished Service Award	Antoine McGee	
Athlete's Choice Award	Scott Senger, Jayson Obazuaye	

### 2005

Male Freshman Athlete of the Year	Richard Roby	Winner
-----------------------------------	--------------	--------

### 2004

NCAA Leadership Conference Award	Antoine McGee	
----------------------------------	---------------	--

### 2003

Male Career Athletic Achievement	Stephane Pelle	Winner
----------------------------------	----------------	--------

### 2000

Male Athlete of the Year	Jaquay Walls	Winner
--------------------------	--------------	--------

### 1985

Male Athlete of the Year	Alex Stivrins	Winner
--------------------------	---------------	--------



Alec Burks



Stephane Pelle



Andre Roberson



## COACH BOYLE AWARD WINNERS

### JAY HUMPHRIES ASSIST AWARD (Season Statistical Champion)

2018–19: McKinley Wright IV – 167	2013–14: Askia Booker – 116
2017–18: McKinley Wright IV – 175	2012–13: Spencer Dinwiddie – 99
2016–17: Derrick White – 91	2011–12: Nate Tomlinson – 108
2015–16: Dominique Collier – 91	2010–11: Alec Burks – 112
2014–15: Askia Booker – 99	

### STEPHANE PELLE REBOUNTING AWARD (Season Statistical Champion)

2018–19: Tyler Bey – 356	2013–14: Josh Scott – 295
2017–18: George King – 251	2012–13: Andre Roberson – 347
2016–17: George King – 230	2011–12: Andre Roberson – 401
2015–16: Josh Scott – 282	2010–11: Andre Roberson – 297
2014–15: Wesley Gordon – 233	

### CHAUNCEY BILLUPS MVP AWARD (voted by the players)

**2018-19:** McKinley Wright IV - Wright became the second multiple winner of this award, joining Josh Scott. A first team All-Pac-12 pick, he averaged 13.0 points and 4.8 rebounds per game while leading the Buffaloes in assists and steals – all while dealing with a shoulder injury that kept him less than 100 percent since the beginning of the conference season.

**2017-18:** McKinley Wright IV - Wright led Colorado by averaging 14.2 points, 5.5 assists and 1.0 steal per game while shooting 45 percent from the field and 77 percent from the free throw line. The freshman point guard was named to the Pac-12 Conference All-Freshman Team while earning honorable mention to both the overall All-Conference and All-Defensive teams. He topped all Pac-12 freshmen in assists and assist-to-turnover ratio (1.9) and ranked third in scoring.

**2016-17:** Derrick White - White led the Buffaloes at 18.1 points, 4.4 assists and 1.2 steals per game while shooting 51 percent from the field and 81 percent from the free throw line. He was named to the Pac-12's 2017 All-Conference First Team, All-Defensive Team and All-Tournament Team. He was also selected to the USBWA All-District VIII First Team and NABC All-District 20 Second Team.

**2015-16:** Josh Scott - The All-Pac-12 senior forward finished off his illustrious career by leading the Buffaloes at 16.3 points and 8.8 rebounds while hitting 53 percent from the field and 75 percent from the free throw line. He was one of 10 finalists for the 2016 Kareem Abdul-Jabbar Award given to the nation's top big man. Scott was also a Pac-12 All-Defensive team selection and a NABC All-District second team member.

**2014-15:** Josh Scott – Despite missing eight games due to injury, second in points per game (14.5), rebounds (219), blocked shots (46), and FG% (.544) • 8.4 rpg. average was first • Led team in scoring/rebounding in the same game, nine times.

**2013-14:** Josh Scott – Led the Buffaloes in scoring (14.1) and rebounding (8.4), along with a team-best 51.1 field goal percentage from the field. He also shot 81 percent at the free throw line and was named All-Pac-12 Conference first team. His 493 points ranks sixth by a forward, and 10th by a sophomore. Scott also had 40 blocks and led the Buffs in scoring & rebounding in the same game 11 times.

**2012-13:** Spencer Dinwiddie – Led CU in scoring with 15.3 points per game and a team-best 82.5 percent from the free throw line. He was also named a Pac-12 Conference first team selection and his 15.3 average was tied for the eighth in the conference (all games). Dinwiddie also led the Buffs with eight, 20+ point scoring games.

**2011-12:** Carlon Brown – Led the Buffaloes in scoring, in his only year with the team averaging 12.6 points per game. He earned the Pac-12 Tournament Most Outstanding Player award, helping CU win four games in four days en route to the conference championship. Brown averaged 15.8 points, 4.8 rebounds 2.3 steals per game. He shot 50 percent from the field and scored the game-winning basket with an uncontested dunk in the final seconds against Arizona in the conference title game.

**2010-11:** Alec Burks – Led CU in scoring with a 20.5 points per game average, the highest scoring average in a single season over the 20-point plateau in 16 years. Burks also scored a school record 779 points breaking a 40-year mark. He was an unanimous Big 12 Conference selection who also led the Buffs in assists with 112.



Austin Dufault



Levi Knutson



Nate Tomlinson

## **MOST IMPROVED PLAYER** (voted by the players)

**2018-19:** Tyler Bey - Named the Pac-12 Most Improved Player of the Year, Bey led Colorado at 13.6 points and 9.9 rebounds per game. An All-Pac-12 pick, he led the conference with 17 double-doubles.

**2017-18:** Dallas Walton - Began the season coming off the bench, but when senior Tory Miller-Stewart went down with a season-ending injury just six games in, the freshman forward was called on to step up. He responded by leading the team in blocked shots (34) while also averaging 5.7 points and 3.4 rebounds per game.

**2016-17:** Tory Miller — Averaged 5.6 points and 4.0 rebounds, shooting 53.7 percent from the field. Tallied 16 assists in 32 games.

**2015-16:** George King — Named the Pac-12 Most Improved Player of the Year. King led the Pac-12 in 3-point shooting at 45.6 percent (68-of-149). His percentage was the second-best single-season performance in team history. King averaged 13.6 points per game, ranking second on the team in scoring.

**2014-15:** Tre'Shaun Fletcher — Recorded personal bests in all statistics from points, rebounds, FG and FT percentage, assists, steals and minutes played.

**2013-14:** Xavier Talton — Recorded season highs in every category compared to a year ago. From points (170, 4.9 ppg.), rebounds (76), assists (55), steals (20) to 3-pointers made (28) and minutes played (724, 20.7).

**2012-13:** Xavier Johnson — Ranked first on the team in field goal percentage (51.5) and averaged 8.9 points (fifth on team) and 4.8 rebounds per game (third on team). In 18 starts: 51.4 FG% (1st); 5.9 rpg. (2nd); 71 FGM (2nd); 11.0 ppg. (1-3rd); 19 treys (3rd); 9 blocks (3rd). On the all-time freshman list was No. 8 in rebounding (159); No. 13 in points (295); No. 1-13 blocks (15).

**2011-12:** Austin Dufault — Averaged a season-best 11.1 points and 4.4 rebounds per game during his senior year. Also recorded a season-high in three-pointers (23), assists (33), defensive rebounds (107), field goals made (151), attempts (311), and minutes played (975).

**2010-11:** Levi Knutson — Saved his best season for last, finishing third in team scoring with an 11.7 points per game average and making 81 three-pointers, the most by a CU player since 2003-04. He also shot a season-best 50.6 percent from the field, in addition to 47.4 percent of his shots from the three-point arc. Knutson also grabbed a season-best in rebounds (110), steals (22), blocks (2), and tied a season-high in assists (31). Knutson was named co-Big 12 Conference Sixth Man of the Year.

## **BEST DEFENSIVE PLAYER** (voted by the players)

**2018-19:** Tyler Bey                      **2013-14:** Wesley Gordon

**2017-18:** Tyler Bey                      **2012-13:** Andre Roberson

**2016-17:** Wesley Gordon              **2011-12:** Nate Tomlinson

**2015-16:** Wesley Gordon              **2010-11:** Cory Higgins

**2014-15:** Wesley Gordon

## **MOST INSPIRATIONAL PLAYER** (voted by the players)

**2018-19:** Evan Battey                      Turkaly (tie in the voting)

**2017-18:** Josh Repine                      **2013-14:** Askia Booker

**2017-18:** Tyler Bey                      **2012-13:** Sabatino Chen

**2016-17:** George King                      **2011-12:** Austin Dufault

**2015-16:** Xavier Talton                      **2010-11:** Levi Knutson

**2014-15:** Kevin Nelson & Cason



**Cason Turklay**

## **TEBO FAMILY P.A.S.S. AWARD**

(Named in honor of Stephen Tebo, a long-time supporter of the Colorado basketball program, to recognize the player, or players, that best exemplified the virtues of Perseverance, Attitude, Selflessness and Success.)

**2018-19:** Alexander Strating

**2017-18:** Evan Battey & George King

**SHOULDER TO SHOULDER AWARD** (recognizes an underclassman that demonstrates on a consistent basis a strong work ethic, performance in the classroom and has a positive impact on the academic culture of the program).


**2013-14:** Askia Booker

**2012-13:** Josh Scott

**2011-12:** Shane Harris-Tunks



**Sabatino Chen**



**Shane Harris-Tunks**



**Andre Roberson**



# OPPONENTS

2019-20 OPPONENTS



*Ucla*



TCU

*Cal*



LMU



S

W



## 2019-20 OPPONENTS

### San Diego (Sat Nov 16, 8 p.m.)

- 2018-19 Record: 21-15 (7-9/17th)
- Conference: West Coast; Postseason: CIT Quarterfinals
- Head Coach: Sam Scholl (23-17/1 Year; Career: Same)
- SID: Chris Kutz: ckutz@sandiego.edu
- SID Phone: 619-260-7930 (office phone)
- Website: usdtoreros.com
- Series: Tied 3-3
- Last Meeting: USD 70-64 in San Diego (Nov. 20, 2018)



### UC Irvine (Mon Nov 18, 7 p.m.)

- 2018-19 Record: 31-6 (15-1/11st)
- Conference: Big West; Postseason: NCAA, 2nd Round
- Head Coach: Russell Turner (188-128/9 Years; Career: Same)
- SID: Sarah Zetlmeisl E-mail: szetlmei@uci.edu
- SID Phone: 949-824-8934 (office)
- Website: ucirvinesports.com
- Series: CU Leads 7-0
- Last Meeting: CU 96-80 in Boulder (Dec. 17, 2005)



### Wyoming (Sun Nov 24, 6 p.m.)

- 2018-19 Record: 8-24 (4-14/110th)
- Conference: Mountain West; Postseason: N/A
- Head Coach (51-52): Allen Edwards (51-52/2 Years; Career: Same)
- SID: Nick Seeman E-mail: nseeman@uwyo.edu
- SID Phone: 612-741-0550 (cell)
- Website: gowyo.com
- Series: Wyoming leads 43-36
- Last Meeting: Wyoming 56-33 in Laramie (Nov. 22, 2014)



### TCU (Possible MGM Main Event Oppt, Tue Nov 26)

- 2018-19 Record: 23-14 (7-11/18th)
- Conference: Big 12; Postseason: NIT Semifinals
- Head Coach: Jamie Dixon (68-41/3 Years; Career: 396-164/16 Years)
- SID: Steven Schoon E-mail: s.schoon@tcu.edu
- SID Phone: 817-257-5299 (office)
- Website: gofrogs.com
- Series: Tied at 2-2
- Last Meeting: TCU 62-46 in Boulder (Dec. 3, 2008)



### Clemson (Possible MGM Main Event Oppt, Tue Nov 26)

- 2018-19 Record: 20-14 (9-9/9th)
- Conference: ACC; Postseason: NIT: 2nd round
- Head Coach: Brad Brownell (169-127/9 Years; Career: 336-212/17 Years)
- SID: Ben Winterrowd E-mail: winterrowd@clemson.edu
- SID Phone: 864-656-1985 (office phone)
- Website: clemsonigers.com
- Series: first meeting



### Sacramento State (Sat Nov 30, 7 p.m.)

- 2018-19 Record: 15-16 (8-12/8th)
- Conference: Big Sky; Postseason: N/A
- Head Coach: Brian Katz (126-206/11 Years; Career: Same)
- SID: Ryan Bjork E-mail: rbjork@csus.edu
- SID Phone: 916-278-7426
- Website: hornetsports.com
- Series: CU leads 2-0
- Last Meeting: CU 90-53 in Boulder (Nov 11, 2016)





## Loyola Marymount (Wed Dec 4, 8 p.m.)

- 2018-19 Record: 22-12 (8-8/5th)
- Conference: West Coast; Postseason: NIT: 3rd round
- Head Coach: Mike Dunlap (70-98/5 Years; Career: 409-209/19 Years)
- SID: Matthew Lerman E-mail: mlerman@lmu.edu
- SID Phone: 310-338-7768
- Website: lmulions.com
- Series: CU leads 2-1
- Last Meeting: CU 94-79 in Boulder (Nov. 28, 2000)



## Dayton (Sat Dec 21, 4:30 p.m.)

- 2018-19 Record: 21-12 (13-5/3rd)
- Conference: Atlantic 10; Postseason: NIT First round
- Head Coach: Anthony Grant (34-29/2 Years; Career: 228-139/11 Years)
- SID: Doug Hauschild E-mail: sid@udayton.edu
- SID Phone: 937-229-4390 (office)
- Website: daytonflyers.com
- Series: CU Leads 3-1
- Last Meeting: CU 78-73 in Boulder (March 19, 2019)



## Kansas (Sat Dec 7, 5 p.m.)

- 2018-19 Record: 26-10 (12-6/3rd)
- Conference: Big 12; Postseason: NCAA 2nd round
- Head Coach: Bill Self (473-106/16 Years; Career: 680-211/26 Years)
- SID: Chris Theisen E-mail: theisen@ku.edu
- SID Phone: 913-864-3474 (office phone)
- Website: kuathletics.com
- Series: KU Leads 123-40
- Last Meeting: CU 75-72 in Boulder (Dec. 7, 2013)



## Iona (Sun Dec 29, 12 p.m.)

- 2018-19 Record: 17-16 (12-6/1st)
- Conference: Metro Atlantic; Postseason: NCAA 1st round
- Head Coach: Tim Cluess (199-108/9 Years; Career: 299-132/12 Years)
- SID: Brian Beyrer E-mail: bbeyrer@iona.edu
- SID Phone: 914-637-2726 (office)
- Website: icgaels.com
- Series: First Meeting



## Northern Iowa (Tue Dec 10, 7 p.m.)

- 2018-19 Record: 16-18 (9-9/5th)
- Conference: Missouri Valley Conference; Postseason: none
- Head Coach: Ben Jacobson (266-168/13 Years; Career: Same)
- SID: Nick Harvey E-mail: nick.harvey@uni.edu
- SID Phone: 319-273-3642 (office)
- Website: unipatheters.com
- Series: First Meeting



## Arizona (A: Sat Jan 18, 1:30 p.m.)

- 2018-19 Record: 17-15 (8-10/18th)
- Postseason: None
- Head Coach: Sean Miller (264-89/10 Years; Career: 384-136/15 Years)
- SID: James Nathan Wiechers: nwiechers@arizona.edu
- SID Phone: 520-621-0914 (office)
- Website: arizonawildcats.com
- Series: UA leads 19-14
- Last Meeting: CU 67-60 in Boulder (Feb. 17, 2019)



## Colorado State (Fri Dec 13, 6 p.m.)

- 2018-19 Record: 12-20 (7-11/8th)
- Conference: Mountain West; Postseason: None
- Head Coach: Niko Medved (12-10/1 Year; Career: 91-107/6 Years)
- SID: John Martin E-mail: john.a.martin@colostate.edu
- SID Phone: 540-476-1259 (cell)
- Website: csurams.com
- Series: CU leads 90-38
- Last Meeting: CU 86-80 in Boulder (Dec. 1, 2018)



## Arizona State (N: Fri Nov 8, 8:30 p.m.; A: Thu Jan 16, 7 p.m.)

- 2018-19 Record: 23-11 (12-6/2nd)
- Postseason: NCAA 2nd round
- Head Coach: Bobby Hurley (73-58/4 Years; Career: 115-78/6 Years)
- SID: Doug Tammara E-mail: tammara@asu.edu
- SID Phone: 480-965-5799 (office)
- Website: thesundevils.com
- Series: CU leads 10-9
- Last Meeting: CU 77-73 in Boulder (Feb. 13, 2019)



## Prairie View A&M (Thu Dec 19, 6:30 p.m.)

- 2018-19 Record: 19-15 (12-6/1st)
- Conference: Southwestern; Postseason: NCAA First Four
- Head Coach: Bryon Smith (57-56/3 Years; Career: Same)
- SID: LaTonia Thirston E-mail: ldthirston@pvamu.edu
- SID Phone: 936-261-3950 (office)
- Website: pvpanthers.com
- Series: CU Leads 1-0
- Last Meeting: CU 72-47 in Boulder (Dec. 19, 2008)



## California (H: Thu Feb 6, 6 p.m.; A: Thu Feb 27, 7 p.m.)

- 2018-19 Record: 8-23 (3-15/12th)
- Postseason: None
- Head Coach: Mark Fox (1st Year; Career: 286-176/14 Years)
- SID: Mara Rudolph E-mail: marar@berkeley.edu
- SID Phone: 510-642-0361 (office)
- Website: calbears.com
- Series: CU leads 17-15
- Last Meeting: CU 51-56 in Las Vegas, Nev. (Mar. 13, 2019)



## Oregon (H: Thu Jan 2, 7 p.m.; Thu Feb 13, 7 p.m.)

- 2018-19 Record: 25-13 (10-8/14th Pac-12)
- Postseason: NCAA Sweet 16
- Head Coach: Dana Altman (235-96/9 Years; Career: 645-339/30 Years)
- SID: Greg Walker E-mail: gswalker@uoregon.edu
- SID Phone: 541-346-2252 (office)
- Website: goducks.com
- Series: CU leads 11-8
- Last Meeting: CU 73-52 in Boulder (Feb. 2, 2019)



## USC (A: Sat Feb 1, 8:30 p.m.; H: Thu Feb 20, 7 p.m.)

- 2018-19 Record: 16-17 (8-10/18th Pac-12)
- Postseason: None
- Head Coach: Andy Enfield (110-93/6 Years; Career: 151-120/8 Years)
- SID: David Tuttle E-mail: davidtut@usc.edu
- SID Phone: 213-740-3815 (office)
- Website: usctrojans.com
- Series: CU leads 11-7
- Last Meeting: CU 78-67 in Boulder (Mar. 9, 2019)



## Oregon State (H: Sun Jan 5, 4 p.m.; Sat Feb 15, 8 p.m.)

- 2018-19: Record: 18-13 (10-8/14th Pac-12)
- Postseason: None
- Head Coach: Wayne Tinkle (75-83/5 Years; Career: 233-174/13 Years)
- SID: Shawn Schoeffler E-mail: shawn.schoeffler@oregonstate.edu
- SID Phone: 541-737-8898 (office)
- Website: osubeavers.com
- Series: CU leads 15-8
- Last Meeting: CU 73-58 in Las Vegas, Nev. (Mar. 14, 2019)



## Utah (H: Sun Jan 12, 4 p.m.; H: Sat Mar 7, 12:30 p.m.)

- 2018-19 Record: 17-14 (11-7/3rd Pac-12)
- Postseason: None
- Head Coach: Larry Krystkowiak (155-111/8 Years; Career: 197-131/10 Years)
- SID: John Vu E-mail: JVu@huntsman.utah.edu
- SID Phone: 801-587-7298 (office)
- Website: utahutes.com
- Series: CU leads 28-23
- Last Meeting: CU 71-63 in Boulder (Mar. 2, 2019)



## Stanford (H: Sat Feb 8, 4 p.m.; Sun Mar 1, 4 p.m.)

- 2018-18 Record: 15-16 (8-10/18th Pac-12)
- Postseason: None
- Head Coach: Jerod Haase (48-49/3 Years; Career: 128-102/7 Years)
- SID: Brian Risso E-mail: brisso@stanford.edu
- SID Phone: 650-200-9513 (office)
- Website: gostanford.com
- Series: CU leads 12-10
- Last Meeting: Stanford 75-62 in Stanford, Calif. (Jan. 26, 2019)



## Washington (H: Sat Jan 25, 7 p.m.)

- 2018-19 Record: 27-9 (15-3/1st Pac-12)
- Postseason: NCAA 2nd Round
- Head Coach: Mike Hopkins (48-22/2 Years; Career: Same)
- SID: Ashley Walker E-mail: awalker1@uw.edu
- SID Phone: 206-240-3899 (cell)
- Website: gohuskies.com
- Series: UW leads 17-11
- Last Meeting: UW 66-61 in Las Vegas, Nev. (Mar. 15, 2019)



## UCLA (A: Thu Jan 30, 9 p.m.; H: Sat Feb 22, 2 p.m.)

- 2018-19 Record: 17-16 (9-9/7th Pac-12)
- Postseason: None
- Head Coach: Mike Cronin (1st Year; Career: 365-171/16 Years)
- SID: Alex Timiraos E-mail: atimiraos@athletics.ucla.edu
- SID Phone: 310-206-6276 (office)
- Website: uclabruins.com
- Series: UCLA leads 11-6
- Last Meeting: CU 93-68 in Boulder (Mar. 7, 2019)



## Washington State (H: Thu Jan 23, 8 p.m.)

- 2018-19 Record: 11-21 (4-14/11th Pac-12)
- Postseason: None
- Head Coach: Kyle Smith (First year; Career: 164-122/9 Years)
- SID: Ben Laskey E-mail: ben.laskey@wsu.edu
- SID Phone: 509-335-0265 (office)
- Website: wsucougars.com
- Series: CU leads 13-5
- Last Meeting: WSU 76-74 in Pullman (Feb. 20, 2019)





## CU vs. ALL OPPONENTS

### ADAMS STATE

**CU leads 2-0 (at Boulder, 2-0)**

Dec. 10, 1979	Colorado	81-71 (B)
Dec. 16, 1980	Colorado	118-75 (B)

### AIR FORCE

**CU leads 25-3 (at Boulder, 12-1; at AFA, 12-2; Neutral, 1-0)**

Feb. 22, 1958	Colorado	54-50 (B)
Dec. 13, 1958	Colorado	52-44
Dec. 7, 1963	Colorado	70-61
Dec. 5, 1964	Colorado	67-59 (N)
Dec. 10, 1966	Colorado	72-62 (B)
Dec. 2, 1967	Colorado	79-70
Nov. 30, 1968	Colorado	83-78
Dec. 1, 1969	Colorado	81-58 (B)
Dec. 2, 1970	Colorado	84-66 (B)
Dec. 4, 1971	AFA	78-77
Dec. 4, 1972	Colorado	60-52 (B)
Dec. 1, 1973	Colorado	65-61
Dec. 12, 1974	Colorado	70-65 (B)
Dec. 6, 1975	Colorado	52-49
Dec. 4, 1976	Colorado	75-56 (B)
Nov. 30, 1977	AFA	75-56
Nov. 25, 1978	Colorado	54-50 (B)
Dec. 5, 1979	Colorado	70-65
Nov. 18, 2006	AFA	84-46 (B)
Nov. 29, 2007	Colorado	60-50
Nov. 23, 2011	Colorado	76-73 OT
Nov. 25, 2012	Colorado	89-74 (B)
Nov. 30, 2013	Colorado	81-57
Nov. 25, 2014	Colorado	68-53 (B)
Nov. 25, 2015	Colorado	81-70 (B)
Dec. 19, 2016	Colorado	75-68
Nov. 26, 2017	Colorado	81-69 (B)
Nov. 24, 2018	Colorado	93-56

### ALABAMA

**Alabama leads 1-0 (Neutral, 0-1)**

Mar. 29, 2011	Alabama	62-61 (N) NIT
---------------	---------	---------------

### ALASKA-FAIRBANKS

**CU leads 1-0 (at Alaska-Fairbanks, 1-0)**

Nov. 16, 2000	Colorado	79-68
---------------	----------	-------

### ALCORN STATE

**CU leads 1-0 (at Boulder, 1-0)**

Nov. 23, 2010	Colorado	91-51 (B)
---------------	----------	-----------

### ALL STARS

**CU leads 1-0 (at All Stars, 1-0)**

Feb. 4, 1904	Colorado	33-25
--------------	----------	-------

### AMBROSE LEGION

**Series tied 1-1 (at Boulder, 1-0; at Ambrose, 0-1)**

Feb. 15, 1945	Colorado	46-40 (B)
Mar. 12, 1945	A. Legion	47-32

### AMERICAN (PUERTO RICO)

**CU leads 1-0 (Neutral, 1-0)**

Nov. 28, 1998	Colorado	101-56 (N)
---------------	----------	------------

### ARCTICS (ALASKA)

**Arctics leads 1-0 (at Boulder, 1-0)**

Jan. 9, 1908	Arctics	55-39 (B)
--------------	---------	-----------

### ARIZONA

**UA leads 19-14 (at Boulder, 10-4; at UA, 2-9)**

Dec. 2, 1960	Colorado	82-72
Dec. 3, 1960	Colorado	83-60
Dec. 8, 1961	Colorado	72-51 (B)
Dec. 9, 1961	Colorado	63-47 (B)
Dec. 22, 1962	Arizona	60-52
Dec. 6, 1963	Colorado	75-60 (B)
Dec. 20, 1965	Colorado	77-73 (N) 3OT
Dec. 17, 1966	Colorado	91-74 (B)
Dec. 18, 1967	Arizona	76-67 (B)
Dec. 19, 1968	Colorado	70-69 (B)
Dec. 3, 1973	Arizona	91-76 (B)
Dec. 21, 1974	Arizona	84-63
Nov. 24, 2009	Arizona	91-87 (N) OT
Jan. 21, 2012	Colorado	64-63 (B)
Feb. 9, 2012	Arizona	71-57
Mar. 10, 2012	Colorado	53-51 (N)
Jan. 3, 2013	Arizona	92-83 OT
Feb. 14, 2013	Colorado	71-58 (B)
Mar. 14, 2013	Arizona	79-69 (N)
Jan. 23, 2014	Arizona	69-57
Feb. 22, 2014	Arizona	88-61 (B)
Mar. 14, 2014	Arizona	63-43 (N)
Jan. 15, 2015	Arizona	68-54
Feb. 26, 2015	Arizona	82-54 (B)
Feb. 24, 2016	Colorado	75-72 (B)
Mar. 10, 2016	Arizona	82-78 (N)
Jan. 7, 2017	Arizona	82-73
Mar. 9, 2017	Arizona	92-78 (N)
Jan. 6, 2018	Colorado	80-77 (B)
Jan. 25, 2018	Arizona	80-71
Mar. 8, 2018	Arizona	83-67 (N)
Jan. 3, 2019	Arizona	64-56
Feb. 17, 2019	Colorado	67-60 (B)

### ARIZONA STATE

**CU leads 10-9 (at Boulder, 8-1; at ASU, 1-8)**

Dec. 21, 1962	ASU	71-53
Dec. 16, 1963	Colorado	93-70 (B)
Dec. 16, 1967	ASU	83-79
Dec. 12, 1968	Colorado	112-81 (B)
Jan. 19, 2012	Colorado	69-54 (B)
Feb. 11, 2012	Colorado	63-49
Jan. 6, 2013	ASU	65-56
Feb. 16, 2013	ASU	63-62 (B) OT
Jan. 25, 2014	ASU	72-51
Feb. 19, 2014	Colorado	61-52 (B)
Jan. 17, 2015	ASU	78-72
Mar. 1, 2015	Colorado	87-81 (B)
Feb. 28, 2016	Colorado	79-69 (B)
Jan. 5, 2017	ASU	78-77
Jan. 4, 2018	Colorado	90-81 (B) OT
Jan. 27, 2018	ASU	80-66
Mar. 7, 2018	Colorado	97-85 (N)
Jan. 5, 2019	ASU	83-61
Feb. 13, 2019	Colorado	77-73

### ARKANSAS-LITTLE ROCK

**Ark.-LR leads 2-1 (at Boulder, 1-1; at**

**Ark.-LR, 1-0)**

Dec. 11, 1976	Colorado	93-73 (B)
Dec. 4, 1987	Little Rock	62-57 (B)

Dec. 8, 1988 Little Rock 89-66

### ARKANSAS-PINE BLUFF

**CU leads 3-0 (at Boulder, 3-0)**

Nov. 17, 2001	Colorado	98-81 (B)
Nov. 14, 2008	Colorado	76-56 (B)
Nov. 13, 2009	Colorado	88-72 (B)

### ARKANSAS STATE

**CU leads 2-0 (at Boulder, 2-0)**

Mar. 21, 1991	Colorado	81-75 (B) NIT
Nov. 18, 2013	Colorado	93-70 (B)

### AUBURN

**3-0 (at Boulder, 1-0; at Auburn, 1-0; Neutral, 1-0)**

Dec. 29, 1996	Colorado	78-72 (N) OT
Nov. 17, 2014	Colorado	90-59 (B)
Nov. 17, 2015	Colorado	91-84

### AUSTIN PEAY

**Austin Peay leads 1-0 (Neutral, 0-1)**

Nov. 18, 2000	Austin Peay	91-86 (N)
---------------	-------------	-----------

### BAKERSFIELD, CSU

**CU leads 2-0 (at Boulder, 1-0; at Bakersfield, 1-0)**

Jan. 2, 2011	Colorado	85-73
Dec. 19, 2011	Colorado	70-64 (B)

### BAYLOR

**CU leads 16-11 (at Boulder, 8-2; at Baylor, 3-6; Neutral, 5-3)**

Mar. 23, 1946	Colorado	59-44 (N)
Dec. 14, 1951	Colorado	47-46 (B)
Dec. 15, 1951	Baylor	54-50 (B)
Dec. 18, 1965	Colorado	83-77 (N)
Dec. 22, 1980	Colorado	78-72 (B)
Dec. 1, 1981	Baylor	64-59
Jan. 21, 1997	Colorado	74-70
Jan. 21, 1998	Colorado	84-71 (B)
Feb. 20, 1999	Colorado	73-56
Feb. 23, 2000	Colorado	95-75 (B)
Jan. 6, 2001	Baylor	61-56
Mar. 8, 2001	Baylor	86-84 (N) OT
Jan. 30, 2002	Colorado	95-88 (B)
Mar. 1, 2003	Colorado	72-59
Jan. 31, 2004	Colorado	81-66 (B)
Jan. 19, 2005	Baylor	67-59
Jan. 18, 2006	Colorado	81-48 (B)
Mar. 9, 2006	Colorado	65-61 (N)
Jan. 30, 2007	Baylor	97-83
Feb. 27, 2008	Baylor	68-57 (B)
Mar. 13, 2008	Colorado	91-84 (N) 2ot
Feb. 28, 2009	Baylor	75-57
Jan. 12, 2010	Colorado	78-71 (B)
Jan. 29, 2011	Baylor	70-66
Mar. 29, 2012	Baylor	80-63 (N) NCAA
Nov. 16, 2013	Colorado	60-58 (N)
Nov. 8, 2013	Baylor	72-60 (N)

### BOSTON UNIVERSITY

**CU leads 1-0 (Neutral, 1-0)**

Dec. 28, 1998	Colorado	88-51 (N)
---------------	----------	-----------

### BRADLEY

**Bradley leads 4-1 (at Boulder 1-0; at Bradley, 2-0; Neutral, 1-1)**

Dec. 20, 1951	Bradley	66-58
Mar. 11, 1954	Bradley	76-64 (N)
Mar. 15, 1955	Colorado	93-81 (N)
Dec. 21, 1985	Bradley	79-69 (B)
Dec. 9, 1987	Bradley	94-78

### BRIGHAM YOUNG

**CU Leads 17-7 (at Boulder, 11-0; at BYU, 6-7)**

Mar. 28, 1903	BYU	23-15
Apr. 2, 1903	Colorado	16-10
Jan. 15, 1938	Colorado	54-37 (B)
Jan. 29, 1938	Colorado	55-49
Jan. 13, 1939	Colorado	44-33 (B)
Feb. 4, 1939	BYU	35-34
Jan. 13, 1940	Colorado	75-47
Mar. 1, 1940	Colorado	64-43 (B)
Jan. 18, 1941	Colorado	34-31 (B)
Feb. 7, 1941	Colorado	50-45
Feb. 14, 1942	Colorado	52-49
Feb. 28, 1942	Colorado	52-35 (B)
Jan. 20, 1945	Colorado	55-36 (B)
Feb. 13, 1945	BYU	60-58
Feb. 16, 1946	Colorado	65-53
Mar. 4, 1946	Colorado	60-42 (B)
Jan. 17, 1947	Colorado	56-44 (B)
Feb. 21, 1947	BYU	47-36
Dec. 4, 1954	Colorado	88-66 (B)
Dec. 6, 1954	Colorado	65-46 (B)
Dec. 16, 1955	BYU	70-53
Dec. 17, 1955	BYU	84-53
Dec. 12, 2015	Colorado	92-83 (B)
Dec. 10, 2016	BYU	79-71

### BUCKLEY FIELD

**Series tied 1-1 (at Boulder, 1-1)**

Dec. 15, 1945	Colorado	52-37 (B)
Dec. 20, 1945	Buckley	47-45 (B)

### BUFFALO

**Series tied 1-1 (at Boulder, 1-0, Neutral 0-1)**

Jan. 13, 1993	Colorado	93-50 (B)
Dec. 29, 2009	Buffalo	62-60 (N)

### CALIFORNIA

**CU Leads 17-15 (at Boulder, 11-2; at Cal, 2-12; Neutral, 4-1)**

Mar. 22, 1944	California	50-44 (N)
Dec. 17, 1954	California	57-44
Dec. 18, 1954	California	59-46
Dec. 30, 1954	Colorado	69-60 (N)
Dec. 18, 1959	California	51-47
Dec. 19, 1959	California	79-46
Dec. 15, 1961	Colorado	63-47 (B)
Dec. 16, 1961	Colorado	66-60 (B)
Nov. 30, 1974	California	98-78
Dec. 16, 1974	California	85-76 (B)
Jan. 12, 1987	Colorado	76-61 (B)
Jan. 2, 1989	California	70-54
Dec. 4, 1999	Colorado	80-62 (B)
Dec. 9, 2000	California	75-63

Dec. 6, 2003	Colorado	78-60 (B)
Dec. 7, 2004	Colorado	63-60
Mar. 18, 2011	Colorado	89-72 (B) NIT
Jan. 12, 2012	California	57-50
Feb. 26, 2012	Colorado	70-57 (B)
Mar. 9, 2012	Colorado	70-59 (N)
Jan. 27, 2013	Colorado	81-71 (B)
Mar. 2, 2013	California	62-46
Mar. 8, 2014	California	66-65 OT
Mar. 13, 2014	Colorado	59-56 (N)
Feb. 12, 2015	California	68-61 (B)
Jan. 1, 2016	California	79-65
Jan. 31, 2016	Colorado	70-62 (B)
Feb. 5, 2017	California	77-66
Mar. 4, 2017	Colorado	54-46 (B)
Feb. 7, 2018	Colorado	68-64 (B)
Jan. 24, 2019	Colorado	68-59
Mar. 13, 2019	Colorado	56-51 (N)

## UC IRVINE

**CU leads 7-0 (at Boulder, 4-0; at Irvine, 3-0)**

Dec. 3, 1969	Colorado	80-65 (B)
Jan. 6, 1971	Colorado	68-65
Dec. 10, 1983	Colorado	96-85
Nov. 26, 1984	Colorado	80-73 (B)
Dec. 13, 1989	Colorado	98-83 (B)
Dec. 2, 1991	Colorado	73-70 (B) 2OT
Dec. 17, 2005	Colorado	96-80 (B)

## CAL POLY

**CU leads 3-0 (at Boulder, 2-0; at Cal Poly, 1-0)**

Nov. 22, 2002	Colorado	97-69 (B)
Nov. 26, 2003	Colorado	73-62
Dec. 3, 2005	Colorado	93-75 (B)

## CANISIUS

**CU leads 1-0 (at Canisius, 1-0)**

Dec. 29, 1945	Colorado	35-34
---------------	----------	-------

## CENTENARY

**CU leads 2-0 (at Boulder, 2-0)**

Jan. 6, 1993	Colorado	117-96 (B)
Dec. 29, 1997	Colorado	86-85 (B)

## CENTRAL CONNECTICUT

**CU leads 1-0 (at Boulder, 1-0)**

Dec. 7, 1990	Colorado	124-108
--------------	----------	---------

## CENTRAL FLORIDA

**Tied 1-1 (at Boulder, 1-0; at Orlando, 0-1)**

Jan. 3, 2007	Colorado	96-87 (B)
Mar. 15, 2017	UCF	79-74

## CENTRAL STATE

**CU leads 1-0 (at Boulder, 1-0)**

Dec. 19, 1979	Colorado	98-69 (B)
---------------	----------	-----------

## CHAMINADE

**Colorado leads 1-0 (Neutral, 1-0)**

Nov. 25, 2009	Colorado	73-58 (N)
---------------	----------	-----------

## CHAPMAN

**CU leads 1-0 (at Boulder, 1-0)**

Dec. 20, 1980	Colorado	86-68 (B)
---------------	----------	-----------

## CHARLOTTE

**CU leads 2-0 (at Charlotte, 1-0; Neutral, 1-0)**

Dec. 25, 2018	Colorado	68-53 (N)
Dec. 28, 2002	Colorado	76-74

## CHEYENNE

**Cheyenne leads 1-0 (at Cheyenne, 1-0)**

Jan. 7, 1904	Cheyenne	25-19
--------------	----------	-------

## CHEYENNE BUSINESS

**CU leads 3-0 (at Boulder, 1-0; at Cheyenne, 2-0)**

Feb. 4, 1905	Colorado	37-24
Feb. 10, 1905	Colorado	16-10
Jan. 25, 1906	Colorado	30-23 (B)

## CHICAGO METEORS

**Chicago Meteors lead 1-0 (at Boulder, 1-0)**

Feb. 3, 1906	Chicago	31-28 (B)
--------------	---------	-----------

## CHICAGO STATE

**CU leads 1-0 (at Boulder, 1-0)**

Nov. 20, 1981	Colorado	101-66 (B)
---------------	----------	------------

## CINCINNATI

**Cincinnati leads 7-1 (at Boulder, 2-1; at Cincinnati, 3-0; Neutral, 2-0)**

Dec. 21, 1961	Cincinnati	84-67
Mar. 17, 1962	Cincinnati	73-46 (N)
Mar. 16, 1963	Cincinnati	67-60 (N)
Dec. 18, 1963	Cincinnati	82-64 (B)
Dec. 14, 1965	Cincinnati	67-64 (B)
Dec. 19, 1966	Cincinnati	66-64
Dec. 28, 1981	Cincinnati	87-76
Dec. 18, 1982	Colorado	79-65 (B)

## CITADEL, THE

**CU leads 1-0 (at Boulder, 1-0)**

Dec. 17, 2010	Colorado	89-61 (B)
---------------	----------	-----------

## COLLEGE OF CHARLESTON

**CU leads 1-0 (at Boulder, 1-0)**

Nov. 15, 2004	Colorado	72-57 (B)
---------------	----------	-----------

## COLORADO CHRISTIAN

**CU leads 2-0 (at Boulder, 2-0)**

Nov. 20, 2007	Colorado	78-58 (B)
Dec. 7, 2009	Colorado	84-65 (B)

## COLORADO COLLEGE

**CU leads 25-23 (at Boulder, 14-10; at CC, 11-13)**

Feb. 11, 1904	Colorado	29-25 (B)
Feb. 27, 1904	Colorado	21-20
Jan. 30, 1915	Colorado	37-23
Feb. 26, 1915	CC	30-21 (B)
Feb. 26, 1916	Colorado	24-22
Mar. 3, 1916	Colorado	26-20 (B)
Feb. 17, 1917	CC	27-22 (B)
Mar. 5, 1917	CC	26-21
Feb. 29, 1919	CC	30-27
Mar. 29, 1919	Colorado	32-18 (B)
Mar. 10, 1920	Colorado	34-10 (B)
Mar. 20, 1920	CC	22-20
Feb. 5, 1921	Colorado	36-32 (B)
Feb. 12, 1921	Colorado	39-30
Feb. 17, 1922	CC	36-33
Mar. 3, 1922	CC	42-25 (B)
Feb. 16, 1923	CC	31-22 (B)
Mar. 2, 1923	CC	30-22
Feb. 15, 1924	CC	42-34
Feb. 29, 1924	Colorado	39-28 (B)
Feb. 20, 1925	CC	30-29 (B)

Mar. 7, 1925	CC	36-19
Feb. 19, 1926	Colorado	27-26
Mar. 5, 1926	CC	23-22 (B)
Feb. 4, 1927	Colorado	19-15 (B)
Mar. 5, 1927	CC	23-15
Feb. 4, 1928	CC	31-22
Mar. 3, 1928	CC	45-28 (B)
Feb. 2, 1929	Colorado	43-22 (B)
Mar. 2, 1929	Colorado	35-27
Feb. 28, 1930	Colorado	27-24 (B)
Mar. 1, 1930	CC	39-36
Feb. 27, 1931	Colorado	30-20
Feb. 28, 1931	Colorado	37-35 (B)
Feb. 26, 1932	Colorado	33-31 (B)
Feb. 27, 1932	CC	25-19
Feb. 24, 1933	CC	23-22 (B)
Feb. 25, 1933	Colorado	25-24
Feb. 21, 1934	Colorado	26-18 (B)
Feb. 24, 1934	CC	22-18
Feb. 21, 1935	CC	32-24 (B)
Feb. 23, 1935	CC	38-25
Feb. 21, 1936	Colorado	25-18
Feb. 22, 1936	CC	40-27 (B)
Feb. 19, 1937	Colorado	39-31 (B)
Feb. 20, 1937	Colorado	35-32
Dec. 30, 1944	Colorado	47-30 (B)
Jan. 5, 1945	Colorado	57-33

## COLORADO MINES

**CU leads 47-22 (at Boulder, 26-10; at Mines, 21-12)**

Feb. 17, 1906	Colorado	43-26
Mar. 9, 1906	Mines	62-23 (B)
Mar. 8, 1908	Colorado	41-29
Feb. 28, 1908	Mines	50-29
Mar. 6, 1908	Mines	39-16 (B)
Feb. 12, 1909	Mines	39-16
Feb. 11, 1910	Colorado	42-38 (B)
Mar. 22, 1910	Mines	36-21
Jan. 20, 1911	Mines	26-23
Feb. 17, 1911	Mines	38-23 (B)
Jan. 27, 1912	Mines	32-26 (B)
Feb. 16, 1912	Colorado	27-26
Feb. 28, 1912	Mines	26-24
Mar. 1, 1913	Colorado	28-23
Feb. 28, 1913	Mines	21-20 (B)
Jan. 31, 1914	Colorado	38-22
Mar. 7, 1914	Mines	24-23 (B)
Feb. 16, 1915	Colorado	28-18
Mar. 3, 1915	Mines	41-21 (B)
Feb. 10, 1916	Colorado	32-30 (B)
Feb. 21, 1916	Colorado	37-10 (B)
Jan. 26, 1917	Colorado	37-14
Feb. 10, 1917	Colorado	32-11 (B)
Feb. 15, 1918	Colorado	27-21 (B)
Mar. 6, 1918	Colorado	50-19
Feb. 11, 1919	Colorado	30-19
Mar. 14, 1919	Colorado	48-30
Jan. 31, 1920	Mines	30-20
Mar. 19, 1920	Colorado	27-19 (B)
Feb. 2, 1921	Colorado	30-28
Feb. 22, 1921	Colorado	33-23 (B)
Feb. 3, 1922	Mines	32-31 (B)
Feb. 22, 1922	Mines	50-26
Feb. 20, 1923	Mines	39-21 (B)

Feb. 22, 1923	Mines	43-9
Feb. 1, 1924	Colorado	49-24 (B)
Feb. 20, 1924	Mines	29-27
Feb. 10, 1925	Colorado	26-24
Feb. 25, 1925	Colorado	42-30 (B)
Feb. 10, 1926	Colorado	26-12 (B)
Feb. 24, 1926	Mines	29-24
Feb. 16, 1927	Colorado	28-19
Feb. 21, 1927	Mines	24-23 (B)
Jan. 14, 1928	Colorado	27-25 (B)
Feb. 15, 1928	Mines	40-28
Feb. 5, 1929	Colorado	31-26
Feb. 23, 1929	Colorado	34-19 (B)
Jan. 22, 1930	Colorado	46-9
Feb. 1, 1930	Colorado	59-9 (B)
Jan. 9, 1931	Colorado	33-9 (B)
Jan. 27, 1931	Colorado	31-15
Jan. 19, 1932	Colorado	19-17
Feb. 13, 1932	Colorado	23-21 (B)
Jan. 31, 1933	Colorado	22-12
Mar. 3, 1933	Colorado	35-23 (B)
Jan. 5, 1934	Colorado	18-17 (B)
Jan. 8, 1934	Colorado	22-16
Jan. 8, 1935	Mines	24-17
Feb. 9, 1935	Colorado	28-19 (B)
Jan. 7, 1936	Colorado	32-19
Feb. 8, 1936	Colorado	45-18
Jan. 5, 1937	Colorado	51-14
Feb. 5, 1937	Colorado	56-11 (B)
Dec. 2, 1937	Colorado	33-19 (B)
Dec. 3, 1937	Colorado	61-16 (B)
Dec. 2, 1938	Colorado	69-32 (B)
Dec. 15, 1939	Colorado	59-38 (B)
Dec. 16, 1939	Colorado	51-28 (B)
Nov. 29, 1978	Colorado	100-78 (B)

## COLORADO STATE

**CU leads 90-38 (at Boulder, 54-9; at Fort Collins, 36-28; Neutral, 0-1)**

Mar. 2, 1906	Colorado	42-23 (B)
Jan. 11, 1907	Colorado	34-15
Feb. 1, 1907	CSU	31-21
Feb. 8, 1907	CSU	32-18 (B)
Dec. 31, 1907	CSU	29-21
Feb. 7, 1908	Colorado	43-27
Feb. 5, 1910	Colorado	34-31
Feb. 19, 1910	Colorado	41-30 (B)
Feb. 3, 1911	Colorado	35-20 (B)
Feb. 10, 1911	Colorado	37-21
Feb. 2, 1912	Colorado	23-21
Feb. 13, 1912	Colorado	32-26 (B)
Feb. 7, 1913	Colorado	42-32
Feb. 22, 1913	Colorado	22-17 (B)
Feb. 14, 1914	CSU	43-34
Feb. 28, 1914	CSU	26-23 (B)
Jan. 23, 1915	Colorado	30-26 (B)
Feb. 10, 1915	CSU	39-21
Feb. 8, 1916	Colorado	37-23 (B)
Mar. 11, 1916	Colorado	27-20
Feb. 6, 1917	Colorado	33-24 (B)
Feb. 13, 1917	Colorado	35-21
Feb. 5, 1918	Colorado	33-24 (B)
Feb. 16, 1918	Colorado	35-21 (B)
Feb. 21, 1919	Colorado	37-20
Mar. 21, 1919	Colorado	48-31 (B)



Jan. 24, 1920	Colorado	28-21 (B)
Feb. 28, 1920	Colorado	36-18 (B)
Jan. 27, 1921	Colorado	37-21
Feb. 26, 1921	Colorado	40-22 (B)
Jan. 27, 1922	Colorado	24-20 (B)
Feb. 24, 1922	Colorado	22-8
Jan. 25, 1924	CSU	22-14
Feb. 22, 1924	CSU	30-28
Feb. 4, 1925	Colorado	30-19
Mar. 3, 1925	Colorado	19-16
Feb. 3, 1926	Colorado	56-20 (B)
Mar. 3, 1926	Colorado	25-18
Jan. 28, 1927	CSU	32-31
Feb. 11, 1927	Colorado	22-16 (B)
Jan. 28, 1928	Colorado	28-27 (B)
Feb. 28, 1928	Colorado	45-37
Feb. 15, 1929	Colorado	31-21
Feb. 16, 1929	Colorado	37-32 (B)
Feb. 14, 1930	Colorado	29-28 (B)
Feb. 15, 1930	CSU	36-23
Jan. 30, 1931	Colorado	35-22
Jan. 31, 1931	Colorado	26-23 (B)
Jan. 30, 1932	Colorado	26-20 (B)
Feb. 1, 1932	Colorado	21-20
Feb. 10, 1933	Colorado	25-20 (B)
Feb. 13, 1933	CSU	33-25
Feb. 9, 1934	Colorado	22-19 (B)
Feb. 13, 1934	CSU	21-16
Feb. 8, 1935	CSU	27-19
Feb. 11, 1935	CSU	32-27 (B)
Feb. 7, 1936	Colorado	31-21 (B)
Feb. 11, 1936	CSU	31-28
Feb. 6, 1937	Colorado	50-22 (B)
Feb. 9, 1937	CSU	35-32
Jan. 22, 1938	Colorado	49-32
Feb. 25, 1938	Colorado	72-37 (B)
Jan. 7, 1939	Colorado	42-21
Feb. 11, 1939	Colorado	64-15 (B)
Jan. 20, 1940	Colorado	47-41 (B)
Feb. 17, 1940	Colorado	52-34
Jan. 10, 1941	CSU	41-39
Feb. 15, 1941	Colorado	37-35 (B)
Jan. 17, 1942	Colorado	79-28
Feb. 7, 1942	Colorado	63-27 (B)
Jan. 12, 1945	Colorado	51-35
Feb. 6, 1945	Colorado	67-34 (B)
Jan. 19, 1946	CSU	50-46
Feb. 9, 1946	Colorado	49-35 (B)
Feb. 15, 1947	Colorado	48-45
Feb. 25, 1947	Colorado	60-37 (B)
Dec. 4, 1947	Colorado	60-40 (B)
Dec. 8, 1947	Colorado	60-40
Dec. 8, 1950	Colorado	51-41
Dec. 9, 1950	CSU	52-48 (B)
Dec. 7, 1951	CSU	65-58 (B) OT
Dec. 8, 1951	CSU	62-51
Feb. 2, 1953	Colorado	62-50
Dec. 7, 1953	CSU	54-42 (B)
Dec. 11, 1954	Colorado	66-47 (B)
Dec. 22, 1955	CSU	60-58
Dec. 8, 1956	Colorado	65-53
Dec. 10, 1956	Colorado	70-49 (B)
Dec. 2, 1957	CSU	64-55 (B)
Dec. 4, 1959	Colorado	66-55

Mar. 13, 1969	CSU	64-56 (N) NCAA
Dec. 21, 1979	Colorado	96-82 (B)
Dec. 20, 1980	Colorado	91-69
Dec. 19, 1981	Colorado	54-53 (B) OT
Dec. 8, 1982	Colorado	57-55
Dec. 7, 1983	Colorado	69-58 (B)
Dec. 12, 1984	CSU	70-64
Dec. 11, 1985	Colorado	78-65 (B)
Dec. 11, 1986	CSU	67-64 OT
Jan. 11, 1988	Colorado	60-44 (B)
Nov. 30, 1988	CSU	73-72
Dec. 28, 1991	Colorado	75-57
Jan. 15, 1992	Colorado	76-59 (B)
Dec. 1, 1992	Colorado	72-63 (B)
Dec. 6, 1993	CSU	97-85
Nov. 29, 1994	Colorado	78-57 (B)
Dec. 6, 1995	CSU	91-71
Dec. 12, 1996	Colorado	76-69 (B)
Dec. 2, 1997	CSU	91-68
Nov. 17, 1998	Colorado	75-67 (B)
Mar. 16, 1999	CSU	86-76 NIT
Dec. 8, 1999	CSU	79-57
Dec. 23, 2000	Colorado	109-86 (B)
Dec. 5, 2001	Colorado	75-70
Jan. 7, 2003	Colorado	93-72 (B)
Dec. 10, 2003	Colorado	84-78
Dec. 18, 2004	Colorado	89-83 (B)
Nov. 21, 2005	CSU	83-82
Dec. 9, 2006	CSU	72-69 (B)
Dec. 22, 2007	Colorado	73-70
Dec. 10, 2008	Colorado	75-56 (B)
Dec. 10, 2009	CSU	77-62
Dec. 8, 2010	Colorado	90-83 (B) OT
Nov. 30, 2011	CSU	65-64
Dec. 5, 2012	Colorado	70-61 (B)
Dec. 3, 2013	Colorado	67-62
Dec. 10, 2014	CSU	62-60 (B)
Dec. 6, 2015	Colorado	88-77
Nov. 30, 2016	CSU	72-58 (B)
Dec. 2, 2017	CSU	72-63
Dec. 1, 2018	Colorado	86-80 (B)

## CONNECTICUT

<b>UConn leads 1-0 (Neutral, 0-1)</b>		
Mar. 17, 2016	UConn	74-67 (N)

## COMPANY F

<b>CU leads 1-0 (at Company F, 1-0)</b>		
Jan. 6, 1908	Colorado	36-14

## COPPIN STATE

<b>CU leads 3-0 (at Boulder, 3-0)</b>		
Jan. 2, 2001	Colorado	91-63 (B)
Dec. 28, 2008	Colorado	80-63 (N)
Nov. 16, 2009	Colorado	82-58 (B)

## CREIGHTON

<b>CU leads 4-3 (at Boulder, 4-0; at Creighton, 0-3)</b>		
Dec. 17, 1960	Colorado	76-63 (B)
Dec. 18, 1962	Colorado	76-55 (B)
Nov. 30, 1963	Creighton	85-72
Dec. 13, 1967	Colorado	67-66 (B) OT
Jan. 12, 1970	CSU	65-60
Feb. 12, 1973	CSU	76-67
Dec. 22, 1973	Colorado	73-68 (B)

## DARTMOUTH

<b>CU leads 1-0 (at Boulder, 1-0)</b>		
Dec. 31, 2005	Colorado	83-65 (B)
<b>DAYTON</b>		
<b>CU leads 3-1 (at Boulder, 2-0; at Dayton, 0-1; Neutral, 1-0)</b>		
Jan. 8, 1986	Dayton	67-66
Jan. 10, 1987	Colorado	77-59 (B)
Nov. 15, 2013	Colorado	67-57 (N)
Mar. 19, 2019	Colorado	78-73 (B) NIT

## DENVER

<b>CU leads 58-25 (at Boulder, 29-14; at DU, 29-11)</b>		
Jan. 29, 1903	Colorado	54-17
Feb. 6, 1904	Denver	16-11 (B)
Dec. 9, 1905	Colorado	46-34
Jan. 19, 1907	Colorado	32-17
Jan. 25, 1907	Colorado	26-21 (B)
Feb. 19, 1908	Colorado	29-6 (B)
Feb. 25, 1908	Denver	30-22
Feb. 11, 1913	Colorado	24-9
Feb. 25, 1913	Colorado	26-12 (B)
Feb. 6, 1914	Colorado	48-24 (B)
Feb. 21, 1914	Colorado	29-19
Feb. 3, 1915	Denver	31-26 (B)
Feb. 19, 1915	Denver	22-14
Feb. 18, 1916	Denver	18-12 (B)
Mar. 9, 1916	Denver	19-18
Feb. 24, 1917	Colorado	22-20
Mar. 9, 1917	Colorado	31-9 (B)
Feb. 8, 1918	Colorado	25-18 (B)
Mar. 1, 1918	Denver	19-11
Feb. 14, 1919	Colorado	24-13 (B)
Mar. 7, 1919	Colorado	30-23
Mar. 1, 1920	Colorado	24-8 (B)
Mar. 13, 1920	Colorado	27-10
Feb. 11, 1921	Colorado	25-14
Mar. 5, 1921	Colorado	26-14
Feb. 10, 1922	Colorado	32-19
Feb. 11, 1922	Denver	23-19 (B)
Feb. 9, 1923	Denver	27-25 (B)
Feb. 10, 1923	Colorado	24-17
Feb. 8, 1924	Denver	20-19 (B)
Feb. 9, 1924	Colorado	28-25
Feb. 18, 1925	Colorado	38-37
Feb. 28, 1925	Denver	25-23 (B)
Feb. 22, 1926	Colorado	28-26 (B)
Feb. 27, 1926	Colorado	44-37
Feb. 12, 1927	Denver	26-24
Feb. 26, 1927	Colorado	28-19 (B)
Jan. 21, 1928	Denver	37-23
Feb. 10, 1928	Denver	37-27 (B)
Feb. 7, 1929	Colorado	36-34
Feb. 11, 1929	Colorado	30-20 (B)
Feb. 11, 1930	Colorado	37-22 (B)
Feb. 18, 1930	Colorado	24-20
Feb. 11, 1931	Denver	24-22 (B)
Feb. 20, 1931	Denver	34-28
Feb. 20, 1932	Colorado	40-21
Feb. 22, 1932	Colorado	36-23 (B)
Jan. 27, 1933	Colorado	28-11
Feb. 21, 1933	Denver	18-17 (B)
Feb. 6, 1934	Colorado	25-24

Mar. 2, 1934	Denver	22-21 (B)
Jan. 11, 1935	Colorado	27-26 (B)
Mar. 2, 1935	Denver	45-26
Jan. 10, 1936	Colorado	31-29
Feb. 28, 1936	Denver	32-30 (B)
Jan. 8, 1937	Colorado	43-38 (B)
Feb. 26, 1937	Denver	39-33
Mar. 2, 1937	Denver	50-32
Jan. 21, 1938	Colorado	48-34 (B)
Feb. 19, 1938	Colorado	58-38
Jan. 14, 1939	Colorado	52-31
Feb. 10, 1939	Colorado	55-24 (B)
Jan. 19, 1940	Colorado	66-25 (B)
Mar. 2, 1940	Colorado	52-37
Jan. 17, 1941	Denver	52-33
Feb. 14, 1941	Colorado	43-35 (B)
Jan. 10, 1942	Colorado	54-36
Feb. 21, 1942	Colorado	59-28 (B)
Jan. 19, 1945	Colorado	48-28
Mar. 6, 1945	Colorado	77-36 (B)
Jan. 9, 1946	Colorado	66-30
Feb. 26, 1946	Colorado	70-59 (B)
Jan. 4, 1947	Colorado	54-50
Jan. 28, 1947	Denver	51-47 (B)
Dec. 1, 1964	Colorado	86-74 (B)
Dec. 4, 1964	Denver	84-73
Dec. 13, 1978	Colorado	97-70 (B)
Dec. 22, 1997	Colorado	72-54 (B)
Dec. 14, 1998	Colorado	69-66 (B)
Jan. 4, 2000	Colorado	73-49
Nov. 10, 2006	Colorado	78-64 (B)
Nov. 28, 2007	Colorado	54-44
Nov. 14, 2017	Colorado	89-62 (B)

## DENVER TURN VEREIN

<b>CU leads 1-0 (at Denver Turn Verein, 1-0)</b>		
Feb. 2, 1902	Colorado	49-13

## DENVER WHEEL

<b>CU leads 1-0 (at Denver Wheel, 1-0)</b>		
Feb. 10, 1902	Colorado	27-11

## DENVER YMCA

<b>Series tied 1-1 (at Boulder, 1-0; at YMCA, 0-1)</b>		
Jan. 29, 1909	Colorado	26-24 (B)
Feb. 27, 1909	Denver	44-23

## DEPAUL

<b>CU leads 2-0 (Neutral, 2-0)</b>		
Mar. 13, 1940	Colorado	52-37 (N) NIT
Dec. 22, 2014	Colorado	82-68 (N)

## DETROIT

<b>Series tied 1-1 (at Boulder, 1-0; at Detroit, 0-1)</b>		
Nov. 30, 1985	Colorado	84-71 (B)
Jan. 5, 1987	Detroit	62-61

## DOANE COLLEGE

<b>CU leads 1-0 (at Boulder, 1-0)</b>		
Dec. 10, 1977	Colorado	103-61 (B)

## DRAKE

<b>Tied 3-3 (at Boulder, 2-2; at Drake, 0-1; Neutral, 1-0)</b>		
Dec. 19, 1957	Drake	71-68 (B)

Dec. 10, 1964	Drake	60-58 (B)
Dec. 21, 1966	Drake	77-72
Nov. 24, 1996	Colorado	82-80 (B) OT
Nov. 18, 2017	Colorado	86-81 (N)
Nov. 13, 2018	Colorado	100-71 (B)

## DREXEL

### CU leads 1-0 (at Boulder, 1-0)

Nov. 14, 2014	Colorado	65-48 (B)
---------------	----------	-----------

## DUKE

### Series tied 1-1 (at Boulder, 1-0; at Durham, 0-1)

Dec. 2, 1982	Colorado	79-70 (B)
Dec. 21, 1983	Duke	79-72

## DUQUESNE

### Series tied 1-1 (at Duquesne, 0-1; Neutral, 1-0)

Jan. 2, 1940	Duquesne	47-45 OT
Mar. 15, 1940	Colorado	51-40 (N)
NIT		

## EASTERN MICHIGAN

### Series tied 1-1 (at E. Michigan, 0-1; at Boulder, 1-0)

Jan. 2, 1990	E. Michigan	109-86
Dec. 8, 1990	Colorado	88-81

## EASTERN WASHINGTON

### CU leads 3-0 (at Boulder, 3-0)

Dec. 2, 1994	Colorado	87-67 (B)
Dec. 18, 1999	Colorado	79-61 (B)
Dec. 22, 2016	Colorado	76-68 (B)

## ELMHURST

### CU leads 1-0 (at Boulder, 1-0)

Nov. 24, 1984	Colorado	89-75 (B)
---------------	----------	-----------

## ELON COLLEGE

### Colorado leads 2-0 (at Boulder, 2-0)

Nov. 20, 1998	Colorado	107-69 (B)
Dec. 13, 2013	Colorado	80-63 (B)

## EMPORIA STATE

### CU leads 2-0 (at Boulder, 2-0)

Dec. 5, 1949	Colorado	55-45 (B)
Dec. 6, 1949	Colorado	64-42 (B)

## EVANSTON

### Series tied 1-1 (at Boulder, 1-1)

Jan. 29, 1907	Evanston	36-21 (B)
Jan. 30, 1907	Colorado	28-27 (B)

## EVANSVILLE

### CU leads 1-0 (at Boulder, 1-0)

Dec. 10, 1969	Colorado	97-66 (B)
---------------	----------	-----------

## FLORIDA A&M

### CU leads 1-0 (Neutral, 1-0)

Nov. 15, 2007	Colorado	83-59 (N)
---------------	----------	-----------

## FORT HAYS STATE

### CU leads 1-0 (at Boulder, 1-0)

Dec. 17, 2016	Colorado	81-71 (B)
---------------	----------	-----------

## FORT LEWIS COLLEGE

### CU leads 4-0 (at Boulder, 4-0)

Dec. 18, 1976	Colorado	99-76 (B)
Nov. 23, 1985	Colorado	84-68 (B)

Nov. 11, 2011	Colorado	85-57 (B)
Dec. 2, 2015	Colorado	95-71 (B)

## FORT SILL (OKLAHOMA)

### CU leads 1-0 (at Boulder, 1-0)

Nov. 18, 1991	Colorado	133-105 (B)
---------------	----------	-------------

## FRESNO STATE

### CU leads 3-2 (at Boulder, 2-1; at Fresno St., 1-1)

Dec. 14, 1968	Colorado	86-78 (B)
Jan. 3, 1974	Fresno St.	80-70
Dec. 7, 1974	Fresno St.	78-75 (B)
Dec. 7, 2011	Colorado	71-64 (B)
Dec. 12, 2012	Colorado	50-43

## FULLERTON, CAL STATE

### Colorado leads 1-0 (at Boulder, 1-0)

Dec. 21, 1993	Colorado	79-69 (B)
---------------	----------	-----------

## GARDNER-WEBB

### CU leads 2-0 (at Boulder, 2-0)

Dec. 28, 2004	Colorado	97-88 (B)
Mar. 18, 2015	Colorado	87-78 (B)

## GEORGE MASON

### Series tied 1-1 (at Boulder, 1-0; at GMU, 0-1)

Dec. 2, 1995	Colorado	132-117 (B) OT
Dec. 7, 1996	George Mason	85-81

## GEORGE WASHINGTON

### GWU leads 1-0 (Neutral, 0-1)

Dec. 23, 2014	GWU	53-50 (N)
---------------	-----	-----------

## GEORGIA

### UGA leads 7-3 (at Boulder, 3-2; at Georgia, 0-5)

Dec. 7, 1991	Colorado	69-58 (B)
Dec. 30, 1992	Georgia	75-63
Dec. 23, 1996	Georgia	62-52
Dec. 9, 1997	Georgia	84-73 (B)
Dec. 1, 2001	Georgia	81-73
Dec. 3, 2002	Georgia	71-70 (B)
Nov. 16, 2010	Georgia	83-74
Nov. 28, 2011	Colorado	70-68 (B)
Dec. 28, 2013	Colorado	84-70 (B)
Dec. 7, 2014	Georgia	64-57

## GONZAGA

### Series tied 1-1 (Neutral, 1-1)

Dec. 30, 1999	Colorado	81-77 (N)
Nov. 23, 2009	Gonzaga	76-72 (N)

## GRAMBLING STATE

### CU leads 1-0 (at Boulder, 1-0)

Dec. 29, 2007	Colorado	93-47 (B)
---------------	----------	-----------

## GRAND JUNCTION YMCA

### CU leads 1-0 (at Grand Junction YMCA, 1-0)

Dec. 28, 1909	Colorado	71-12
---------------	----------	-------

## GREELEY ARROWS

### Greeley leads 2-1 (at Boulder, 0-1; at Greeley, 1-1)

Jan. 24, 1908	Colorado	36-31
Dec. 17, 1909	Greeley	45-35
Jan. 28, 1910	Greeley	45-35 (B)

## GREELEY HIGH

### CU leads 1-0 (at Greeley High, 1-0)

Jan. 21, 1905	Colorado	41-17
---------------	----------	-------

## GREELEY PIONEERS

### Greeley Pioneers lead 1-0 (at Greeley, 0-1)

Mar. 5, 1909	Greeley	45-34
--------------	---------	-------

## HAMPTON

### Colorado leads 1-0 (at Boulder, 1-0)

Dec. 19, 2015	Colorado	95-53 (B)
---------------	----------	-----------

## HARTFORD

### CU leads 2-0 (at Boulder, 2-0)

Jan. 2, 1985	Colorado	81-67 (B)
Dec. 29, 2012	Colorado	80-52 (B)

## HARVARD

### CU leads 3-1 (at Boulder, 2-0; at Harvard, 0-1; Neutral, 1-0)

Dec. 29, 1948	Colorado	81-48 (N)
Nov. 22, 2008	Colorado	70-57 (B)
Nov. 28, 2010	Harvard	82-66
Nov. 24, 2013	Colorado	70-62 (B)

## HAWAI'I

### Hawai'i leads 4-0 (at Hawai'i, 0-4)

Dec. 9, 1989	Hawai'i	86-77
Dec. 29, 1999	Hawai'i	76-74
Dec. 25, 2014	Hawai'i	69-66
Dec. 23, 2018	Hawai'i	70-62 OT

## HIGHLAND WHEEL

### Highland Wheel leads 1-0 (at Boulder, 0-1)

Jan. 20, 1906	Highland	27-24
---------------	----------	-------

## HOFSTRA

### Colorado leads 1-0 (at Boulder, 1-0)

Dec. 3, 1994	Colorado	96-77 (B)
--------------	----------	-----------

## HOUSTON

### Series tied 3-3 (at Boulder, 2-1; at Houston, 1-2)

Dec. 12, 1963	Colorado	72-61 (B)
Dec. 19, 1964	Houston	70-61
Jan. 6, 1972	Houston	70-66
Dec. 4, 1972	Houston	77-72 (B)
Dec. 30, 1994	Colorado	85-66
Dec. 9, 1995	Colorado	77-74 (B)

## H.W.C.

### H.W.C. leads 2-0 (at Boulder, 0-2)

Jan. 9, 1904	H.W.C.	23-15 (B)
Jan. 14, 1905	H.W.C.	24-19 (B)

## IDAHO

### Colorado leads 1-0 (at Boulder, 1-0)

Dec. 17, 1956	Colorado	71-52 (B)
---------------	----------	-----------

## IDAHO STATE

### CU leads 3-0 (at Boulder, 2-0; Neutral, 1-0)

Dec. 21, 1981	Colorado	58-52 (N)
Dec. 5, 1998	Colorado	90-63 (B)
Nov. 12, 2010	Colorado	88-80 (B)

## ILLINOIS

### Illinois leads 4-1 (at Boulder, 1-0; at Illinois, 0-2; Neutral, 0-2)

Dec. 16, 1957	Illinois	54-46
Dec. 12, 1960	Colorado	90-81 (B)

Jan. 31, 1987	Illinois	69-65
Dec. 30, 1987	Illinois	86-68 (N)
Mar. 22, 2013	Illinois	57-49 (N) NCAA

## ILLINOIS-CHICAGO (UIC)

### CU leads 1-0 (at Boulder, 1-0)

Dec. 8, 2018	Colorado	84-72 (B)
--------------	----------	-----------

## ILLINOIS STATE

### Series tied 1-1 (at Boulder, 1-0; at Illinois State, 0-1)

Dec. 4, 1989	Colorado	85-79 (B)
Jan. 3, 1994	Illinois St.	76-63

## INDIANA

### CU leads 2-1 (at Indiana, 0-1; Neutral, 2-0)

Dec. 28, 1992	Indiana	85-65
Mar. 13, 1997	Colorado	80-62 (N) NCAA
Dec. 23, 2010	Colorado	78-69 (N)

## INDIANA STATE

### ISU leads 1-0 (Neutral, 0-1)

Dec. 22, 2018	Indiana State	72-67 (N)
---------------	---------------	-----------

## IOWA

### Iowa leads 5-3 (at Boulder, 2-1; at Iowa, 0-3; Neutral, 1-1)

Dec. 21, 1953	Iowa	78-72
Mar. 21, 1955	Colorado	75-54 NCAA
Dec. 12, 1955	Colorado	60-57 (B)
Dec. 1, 1958	Iowa	67-46
Dec. 14, 1959	Colorado	76-68 (B) 2OT
Dec. 19, 1983	Iowa	72-56
Dec. 28, 1995	Iowa	100-85 (B)
Dec. 22, 2017	Iowa	80-73 (N)

## IOWA STATE

### ISU leads 78-70 (at Boulder, 48-16; at Iowa State, 18-48; Neutral, 4-14)

Dec. 20, 1947	Iowa State	49-40 (N)
Jan. 31, 1948	Iowa State	39-38 (B)
Feb. 7, 1948	Colorado	33-32
Jan. 24, 1949	Iowa State	40-31
Feb. 11, 1949	Colorado	63-48 (B)
Jan. 7, 1950	Iowa State	50-40
Feb. 10, 1950	Colorado	66-46 (B)
Dec. 29, 1950	Iowa State	58-54 (N) OT
Jan. 20, 1951	Colorado	47-42 OT
Feb. 10, 1951	Iowa State	64-59 (B)
Jan. 12, 1952	Colorado	67-52 (B)
Mar. 8, 1952	Iowa State	69-62
Feb. 7, 1953	Colorado	75-67
Mar. 7, 1953	Iowa State	69-48 (B)
Dec. 29, 1953	Iowa State	70-63 (N)
Feb. 6, 1954	Colorado	67-65
Feb. 15, 1954	Colorado	70-50 (B)
Jan. 22, 1955	Colorado	78-71 (B)
Feb. 5, 1955	Colorado	86-70
Dec. 29, 1955	Iowa State	55-52 (N)
Jan. 23, 1956	Iowa State	70-68
Feb. 27, 1956	Iowa State	79-62 (B)
Feb. 4, 1957	Iowa State	72-71
Feb. 11, 1957	Colorado	59-52 (B)
Dec. 26, 1957	Iowa State	81-43 (N)
Jan. 20, 1958	Colorado	45-36 (B)
Mar. 1, 1958	Iowa State	71-44
Jan. 19, 1959	Colorado	73-64 (B)



Feb. 21, 1959	Colorado	75-63
Dec. 29, 1959	Iowa State	55-41 (N)
Feb. 1, 1960	Colorado (forfeit)	70-55
Feb. 27, 1960	Iowa State	83-80 (B) SOT
Jan. 7, 1961	Colorado (forfeit)	61-60
Jan. 28, 1961	Colorado (forfeit)	67-65 (B)
Dec. 28, 1961	Iowa State	62-52 (N)
Jan. 15, 1962	Colorado	58-55
Feb. 24, 1962	Colorado	74-69 (B)
Feb. 16, 1962	Iowa State	73-60
Feb. 25, 1963	Colorado	72-59 (B)
Dec. 28, 1963	Iowa State	73-65 (N)
Feb. 17, 1964	Iowa State	60-58 OT
Mar. 7, 1964	Colorado	90-70 (B)
Feb. 15, 1965	Colorado	79-71
Mar. 6, 1965	Colorado	90-65 (B)
Dec. 28, 1965	Iowa State	89-72 (N)
Jan. 17, 1966	Colorado	71-63 (B)
Feb. 5, 1966	Iowa State	74-65
Jan. 12, 1967	Colorado	64-52
Feb. 13, 1967	Colorado	67-55 (B)
Dec. 27, 1967	Colorado	80-62 (N)
Feb. 3, 1968	Iowa State	84-66
Feb. 28, 1968	Colorado	91-76 (B)
Jan. 11, 1969	Colorado	68-67 (B)
Feb. 22, 1969	Iowa State	80-76
Jan. 19, 1970	Colorado	85-67
Mar. 5, 1970	Colorado	107-79 (B)
Dec. 30, 1970	Colorado	70-64 (N)
Jan. 23, 1971	Colorado	95-82 (B)
Mar. 8, 1971	Colorado	77-73
Dec. 30, 1971	Iowa St.	87-82 (N)
Jan. 17, 1972	Iowa St.	76-59
Feb. 14, 1972	Colorado	82-75 (B)
Feb. 3, 1973	Colorado	83-81 OT
Mar. 3, 1973	Colorado	79-74 (B)
Jan. 19, 1974	Iowa State	81-66 (B)
Feb. 25, 1974	Iowa State	69-61
Dec. 26, 1974	Iowa State	107-82 (N)
Feb. 7, 1975	Iowa State	101-90 (B)
Feb. 22, 1975	Iowa State	119-96
Jan. 31, 1976	Iowa State	82-71
Feb. 21, 1976	Colorado	92-83 (B)
Jan. 8, 1977	Iowa State	86-80 (B)
Feb. 9, 1977	Colorado	64-62
Dec. 30, 1977	Iowa State	83-79 (N)
Jan. 8, 1978	Iowa State	84-64
Feb. 8, 1978	Colorado	70-64 (B)
Jan. 17, 1979	Iowa State	60-59
Feb. 7, 1979	Colorado	78-71 (B)
Jan. 30, 1980	Colorado	78-68 (B)
Feb. 23, 1980	Iowa State	66-65
Feb. 4, 1981	Colorado	73-63 (B)
Feb. 28, 1981	Iowa State	67-56
Jan. 20, 1982	Iowa State	62-58
Feb. 10, 1982	Colorado	74-64 (B)
Jan. 26, 1983	Iowa State	82-78
Feb. 16, 1983	Iowa State	69-67 (B)
Feb. 8, 1984	Colorado	98-88 (B)
Mar. 3, 1984	Iowa State	70-62
Mar. 7, 1984	Colorado (Ames)	65-62 (Big 8)
Feb. 7, 1985	Colorado	72-70 (B)
Mar. 2, 1985	Iowa State	70-63
Mar. 6, 1985	Iowa State (Ames)	76-52 (Big 8)

Jan. 21, 1986	Iowa State	90-62
Feb. 12, 1986	Iowa State	83-57 (B)
Mar. 7, 1986	Iowa State	78-60 (Big 8)
Jan. 14, 1987	Iowa State	66-52
Feb. 14, 1987	Colorado	77-74 (B)
Feb. 10, 1988	Colorado	87-75 (B)
Mar. 5, 1988	Iowa State	98-62
Jan. 11, 1989	Iowa State	81-71 OT
Mar. 1, 1989	Iowa State	83-68 (B)
Jan. 20, 1990	Iowa State	117-95
Feb. 13, 1990	Colorado	83-60 (B)
Jan. 5, 1991	Colorado	105-81 (B)
Feb. 19, 1991	Colorado	84-78
Feb. 10, 1992	Iowa State	96-82 OT
Mar. 7, 1992	Colorado	87-83 (B)
Feb. 6, 1993	Iowa State	94-74
Mar. 3, 1993	Iowa State	67-66 (B)
Feb. 1, 1994	Iowa State	99-69
Feb. 19, 1994	Iowa State	81-78 (B)
Jan. 7, 1995	Colorado	71-57 (B)
Feb. 8, 1995	Iowa State	108-68
Jan. 24, 1996	Iowa State	75-63 (B)
Mar. 2, 1996	Iowa State	74-65
Jan. 18, 1997	Colorado	70-45 (B)
Feb. 26, 1997	Iowa State	65-54
Feb. 7, 1998	Colorado	70-54 (B)
Feb. 14, 1998	Iowa State	80-63
Jan. 13, 1999	Iowa State	60-51
Jan. 27, 1999	Colorado	64-44 (B)
Mar. 4, 1999	Colorado	69-61 (N)
Jan. 6, 2000	Iowa State	86-72
Feb. 19, 2000	Colorado	102-90 (B)
Jan. 16, 2001	Iowa State	84-68
Jan. 31, 2001	Iowa State	71-61 (B)
Jan. 16, 2002	Colorado	63-61 (B)
Feb. 13, 2002	Iowa State	89-63
Feb. 8, 2003	Colorado	84-69 (B)
Jan. 30, 2009	Iowa State	64-63
Feb. 27, 2010	Colorado	75-72 (B)
Feb. 25, 2003	Iowa State	81-55
Jan. 17, 2004	Colorado	88-70 (B)
Mar. 4, 2004	Iowa State	83-77
Jan. 22, 2005	Colorado	54-52 OT
Mar. 5, 2005	Iowa State	78-73 (B)
Feb. 5, 2006	Iowa State	96-79
Mar. 4, 2006	Colorado	84-82 (B)
Jan. 17, 2007	Colorado	74-65 (B)
Feb. 21, 2007	Iowa State	55-53
Jan. 29, 2008	Iowa State	57-41
Mar. 1, 2008	Colorado	67-55 (B)
Jan. 27, 2009	Colorado	55-49 (B)
Feb. 11, 2009	Iowa State	70-42
Jan. 30, 2009	Iowa State	64-63
Feb. 27, 2010	Colorado	75-72 (B)
Feb. 1, 2011	Colorado	95-69 (B)
Mar. 2, 2011	Iowa State	95-90
Mar. 9, 2011	Colorado	77-75 (N)
Nov. 13, 2015	Iowa State	68-62 (N)

## JACKSON STATE

**CU leads 1-0 (at Boulder, 1-0)**

Nov. 16, 2013	Colorado	94-70 (B)
---------------	----------	-----------

## JACKSONVILLE

**CU leads 2-0 (at Boulder, 1-0; at**

**Jacksonville, 1-0)**

Dec. 6, 1976	Colorado	89-72 (B)
Dec. 19, 1977	Colorado	62-61

## KANSAS

**KU leads 123-40 (at Boulder, 27-40; at Kansas, 7-62; Neutral, 6-21)**

Jan. 2, 1931	Kansas (at K.C.)	34-25 (N)
Jan. 3, 1931	Kansas (at K.C.)	36-29 (N)
Jan. 5, 1931	Kansas	25-19 (B)
Jan. 3, 1932	Colorado	25-22 (N)
Jan. 4, 1932	Kansas (at K.C.)	41-22 (N)
Jan. 5, 1932	Kansas (at K.C.)	34-25
Mar. 20, 1942	Colorado	46-44 (N) NCAA
Jan. 2, 1947	Colorado	52-50 (N) OT
Jan. 20, 1947	Colorado	59-54 (B)
Mar. 14, 1947	Kansas	51-39
Dec. 18, 1947	Kansas	49-39 (N)
Jan. 10, 1948	Kansas	57-44
Mar. 8, 1948	Colorado	77-60 (B)
Jan. 17, 1949	Colorado	42-30
Feb. 28, 1949	Colorado	50-43 (B)
Feb. 6, 1950	Colorado	50-48 (B) OT
Feb. 25, 1950	Kansas	76-60
Jan. 13, 1951	Kansas	54-48
Feb. 26, 1951	Kansas	58-56 (B)
Dec. 26, 1951	Kansas	76-56 (N)
Feb. 4, 1952	Kansas	73-68
Mar. 10, 1952	Kansas	72-55 (B)
Jan. 20, 1953	Colorado	72-68 (B)
Mar. 2, 1953	Kansas	78-55
Dec. 26, 1953	Kansas	79-62 (N)
Feb. 2, 1954	Colorado	70-62 (B)
Mar. 1, 1954	Kansas	83-62
Jan. 10, 1955	Colorado	65-54
Feb. 22, 1955	Colorado	80-69 (B)
Mar. 2, 1956	Kansas	54-44
Mar. 10, 1956	Colorado	75-67 (B)
Dec. 29, 1956	Kansas	80-54 (N)
Mar. 2, 1957	Kansas	68-57 (B)
Mar. 9, 1957	Kansas	78-63
Jan. 13, 1958	Kansas	67-46
Feb. 10, 1958	Kansas	60-51 (B)
Dec. 27, 1958	Colorado	63-52 (N)
Jan. 31, 1959	Colorado	66-64
Feb. 16, 1959	Colorado	65-53 (B)
Jan. 11, 1960	Colorado	65-61 (B)
Feb. 20, 1960	Kansas	75-67
Feb. 6, 1961	Kansas	88-65
Feb. 18, 1961	Kansas	90-62 (B)
Dec. 29, 1961	Kansas	75-66 (N)
Feb. 17, 1962	Colorado	65-61
Mar. 10, 1962	Colorado	63-59 (B)
Dec. 26, 1962	Kansas	70-64 (N)
Jan. 5, 1963	Colorado	73-57
Feb. 9, 1963	Colorado	62-52 (B)
Dec. 27, 1963	Kansas	74-67 (N)
Jan. 11, 1964	Kansas	73-55 (B)
Mar. 2, 1964	Kansas	73-71 OT
Dec. 30, 1964	Kansas	53-51 (N)
Jan. 11, 1965	Colorado	61-59 (B)
Mar. 1, 1965	Kansas	68-62
Jan. 3, 1966	Kansas	69-55 (B)

Mar. 7, 1966	Kansas	85-65
Dec. 28, 1966	Kansas	72-54 (N)
Jan. 17, 1967	Colorado	62-59 (B)
Mar. 6, 1967	Kansas	66-59
Jan. 6, 1968	Kansas	66-50
Feb. 10, 1968	Kansas	75-72 (B)
Dec. 28, 1968	Kansas	60-55 (N)
Feb. 1, 1969	Kansas	80-70
Mar. 1, 1969	Colorado	75-67 (B)
Jan. 31, 1970	Kansas	75-73
Feb. 21, 1970	Colorado	81-73 (B)
Feb. 8, 1971	Kansas	91-67
Feb. 27, 1971	Kansas	66-65 (B)
Jan. 22, 1972	Colorado	74-69 (B)
Feb. 21, 1972	Kansas	71-59
Dec. 30, 1972	Colorado	71-68 (N)
Jan. 13, 1973	Kansas	67-58
Feb. 19, 1973	Colorado	72-66 (B)
Dec. 27, 1973	Colorado	73-71 (N)
Feb. 4, 1974	Kansas	81-66
Mar. 2, 1974	Kansas	70-68 (B)
Jan. 29, 1975	Kansas	81-59
Mar. 1, 1975	Kansas	78-76 (B)
Dec. 29, 1975	Kansas	70-50 (N)
Jan. 28, 1976	Kansas	51-50 (B)
Feb. 28, 1976	Colorado	68-66
Jan. 29, 1977	Kansas	79-70
Feb. 11, 1977	Colorado	58-49 (B)
Jan. 28, 1978	Kansas	85-56
Feb. 25, 1978	Kansas	70-60 (B)
Feb. 28, 1978	Kansas (at KU)	82-66 (Big 8)
Dec. 30, 1978	Kansas	72-66 (N)
Jan. 31, 1979	Kansas	56-51
Feb. 24, 1979	Kansas	71-60 (B)
Jan. 26, 1980	Kansas	75-61
Feb. 20, 1980	Colorado	81-72 (B)
Feb. 26, 1980	Kansas (at KU)	75-65 (Big 8)
Jan. 24, 1981	Kansas	66-59
Feb. 21, 1981	Colorado	53-50 (B)
Jan. 27, 1982	Kansas	74-60
Feb. 17, 1982	Colorado	89-80 (B)
Feb. 10, 1983	Colorado	75-74
Mar. 5, 1983	Kansas	74-63 (B)
Jan. 14, 1984	Kansas	53-48
Feb. 29, 1984	Colorado	89-85 (B)
Jan. 26, 1985	Kansas	70-68 (B)
Feb. 4, 1985	Kansas	88-69
Feb. 5, 1986	Kansas	100-64
Feb. 19, 1986	Kansas	79-74 (B)
Dec. 13, 1986	Kansas	59-56
Feb. 25, 1987	Colorado	66-56 (B)
Feb. 6, 1988	Kansas	73-62
Mar. 2, 1988	Kansas	85-64 (B)
Jan. 21, 1989	Kansas	89-74 (B)
Feb. 25, 1989	Kansas	111-83
Jan. 31, 1990	Kansas	90-69
Feb. 21, 1990	Kansas	103-71 (B)
Jan. 26, 1991	Kansas	95-62
Feb. 20, 1991	Colorado	79-71 (B)
Mar. 8, 1991	Kansas	82-76 (N)
Jan. 18, 1992	Kansas	81-80 (B)
Feb. 15, 1992	Kansas	82-45
Mar. 13, 1992	Kansas	84-66 (N)
Jan. 23, 1993	Kansas	82-51 (B)

Feb. 27, 1993	Kansas	72-68
Mar. 13, 1993	Kansas	82-65 (N)
Jan. 29, 1994	Kansas	87-53 (B)
Feb. 26, 1994	Kansas	106-62
Jan. 21, 1995	Kansas	91-77 (B)
Jan. 31, 1995	Kansas	99-77
Jan. 20, 1996	Kansas	80-78 (B)
Feb. 14, 1996	Kansas	85-70
Mar. 8, 1996	Kansas	88-55 (N)
Jan. 26, 1997	Kansas	77-68 (B)
Feb. 15, 1997	Kansas	114-74
Jan. 7, 1998	Kansas	111-62
Feb. 16, 1998	Kansas	81-72 (B)
Jan. 30, 1999	Kansas	77-74
Feb. 7, 1999	Kansas	86-80 (B)
Jan. 8, 2000	Kansas	84-69 (B)
Jan. 24, 2000	Kansas	89-74
Jan. 22, 2001	Kansas	85-75 (B)
Feb. 21, 2001	Kansas	91-79
Jan. 5, 2002	Kansas	97-85 (B)
Feb. 2, 2002	Kansas	100-73
Mar. 8, 2002	Kansas	102-73 (Big 12)
Jan. 22, 2003	Colorado	60-59 (B)
Feb. 19, 2003	Kansas	94-87
Jan. 4, 2004	Kansas	77-62 (B)
Jan. 25, 2004	Kansas	78-57
Jan. 15, 2005	Kansas	76-61 (B)
Feb. 12, 2005	Kansas	89-60
Jan. 11, 2006	Kansas	75-63 (B)
Mar. 1, 2006	Kansas	75-54
Jan. 27, 2007	Kansas	97-74
Feb. 14, 2007	Kansas	75-46 (B)
Feb. 2, 2008	Kansas	72-59 (B)
Feb. 16, 2008	Kansas	69-45
Jan. 17, 2009	Kansas	73-56 (B)
Jan. 31, 2009	Kansas	66-61
Feb. 3, 2010	Kansas	72-66 (B) OT
Feb. 20, 2010	Kansas	94-74
Jan. 25, 2011	Kansas	82-78 (B)
Feb. 19, 2011	Kansas	89-63
Mar. 11, 2011	Kansas	90-83 (N)
Dec. 8, 2012	Kansas	90-54
Dec. 7, 2013	Colorado	75-72 (B)

## KANSAS STATE

**KSU leads 97-47 (at Boulder, 32-33; at K-State, 11-54; Neutral, 4-10)**

Mar. 3, 1934	K-State	24-22
Jan. 12, 1948	K-State	65-51
Feb. 2, 1948	K-State	50-44 (B)
Jan. 15, 1949	K-State	48-43
Jan. 29, 1949	Colorado	48-41 (B)
Dec. 30, 1949	K-State	59-46 (N)
Jan. 28, 1950	K-State	75-45 (B)
Feb. 27, 1950	K-State	74-49
Jan. 27, 1951	K-State	63-42
Feb. 3, 1951	K-State	60-45 (B)
Feb. 2, 1952	K-State	92-40
Feb. 23, 1952	Colorado	67-57 (B)
Feb. 21, 1953	K-State	81-56 (B)
Feb. 28, 1953	K-State	88-69
Jan. 9, 1954	K-State	66-60
Mar. 6, 1954	Colorado	79-76 (B)
Feb. 19, 1955	Colorado	61-53 (B)
Feb. 26, 1955	Colorado	63-60

Feb. 4, 1956	K-State	82-51
Feb. 11, 1956	Colorado	71-53 (B)
Jan. 19, 1957	K-State	61-49 (B)
Feb. 2, 1957	K-State	73-60
Feb. 1, 1958	K-State	83-54
Feb. 15, 1958	K-State	68-62 (B)
Dec. 30, 1958	K-State	67-66 (N)
Jan. 10, 1959	K-State	89-58
Feb. 7, 1959	K-State	70-59 (B)
Jan. 4, 1960	K-State	69-37
Feb. 6, 1960	Colorado	65-50 (B)
Feb. 13, 1961	Colorado (forfeit)	81-80 (B)
Mar. 11, 1961	K-State	82-65
Jan. 6, 1962	Colorado	75-61 (B)
Mar. 3, 1962	K-State	60-48
Jan. 14, 1963	Colorado	70-53 (B)
Mar. 9, 1963	Colorado	69-56
Jan. 6, 1964	Colorado	60-59
Feb. 8, 1964	K-State	60-59 (B)
Jan. 9, 1965	Colorado	80-77 (B)
Feb. 27, 1965	K-State	65-50
Dec. 29, 1965	K-State	87-67 (N)
Feb. 12, 1966	K-State	65-55 (B)
Feb. 19, 1966	K-State	68-52
Jan. 7, 1967	Colorado	71-68 (B)
Feb. 18, 1967	K-State	55-53 OT
Dec. 29, 1967	K-State	74-69 (N)
Jan. 15, 1968	K-State	57-56 (B) OT
Mar. 2, 1968	K-State	67-56
Dec. 30, 1968	Colorado	78-75 (N)
Jan. 13, 1969	Colorado	73-69 (B)
Feb. 15, 1969	K-State	70-68
Feb. 7, 1970	Colorado	72-59 (B)
Feb. 26, 1970	K-State	79-69
Dec. 27, 1970	Colorado	59-56 (N)
Jan. 30, 1971	Colorado	86-72 (B)
Feb. 20, 1971	K-State	84-72
Feb. 12, 1972	K-State	89-71 (B)
Mar. 4, 1972	K-State	73-55
Feb. 10, 1973	K-State	81-62 (B)
Mar. 10, 1973	K-State	76-66
Dec. 29, 1973	K-State	84-82 (N)
Feb. 2, 1974	K-State	57-56
Feb. 16, 1974	K-State	76-74 (B)
Jan. 22, 1975	K-State	87-72 (B)
Feb. 12, 1975	K-State	80-66
Dec. 30, 1975	K-State	60-55 (N)
Jan. 21, 1976	K-State	70-63
Feb. 11, 1976	K-State	57-47 (B)
Dec. 30, 1976	K-State	62-55 (N)
Jan. 15, 1977	Colorado	78-75 (B)
Feb. 5, 1977	K-State	73-61
Dec. 27, 1977	K-State	82-72 (N)
Jan. 14, 1978	K-State	68-52
Feb. 4, 1978	K-State	86-80 (B)
Jan. 10, 1979	K-State	58-56
Feb. 10, 1979	K-State	59-57 (B)
Jan. 16, 1980	K-State	71-65 (B)
Feb. 6, 1980	K-State	62-61 OT
Jan. 17, 1981	K-State	63-62 (B)
Feb. 7, 1981	K-State	82-62
Mar. 6, 1981	K-State	64-61 (Big 8)
Jan. 16, 1982	K-State	78-68 (B)
Feb. 6, 1982	K-State	65-58
Jan. 13, 1983	K-State	62-56

Feb. 19, 1983	Colorado	66-65 (B)
Jan. 25, 1984	Colorado	74-66 (B)
Feb. 15, 1984	K-State	74-64
Jan. 19, 1985	Colorado	74-63 (B)
Feb. 23, 1985	K-State	76-67
Jan. 18, 1986	K-State	77-69 (B) OT
Feb. 8, 1986	K-State	79-53
Jan. 21, 1987	K-State	92-61 (B)
Feb. 11, 1987	K-State	74-56
Jan. 27, 1988	K-State	68-60 (B)
Feb. 16, 1988	K-State	83-65
Jan. 18, 1989	K-State	98-84
Feb. 15, 1989	K-State	87-79 (B)
Jan. 13, 1990	Colorado	79-62 (B)
Feb. 10, 1990	K-State	93-65
Feb. 2, 1991	K-State	73-72
Feb. 13, 1991	Colorado	85-71 (B)
Feb. 1, 1992	K-State	62-56
Feb. 26, 1992	K-State	74-66 (B)
Jan. 16, 1993	K-State	83-78
Feb. 16, 1993	Colorado	88-77 (B)
Jan. 22, 1994	K-State	71-65
Feb. 5, 1994	Colorado	67-61 (B)
Feb. 11, 1995	Colorado	84-68 (B)
Mar. 4, 1995	Colorado	70-51
Jan. 13, 1996	K-State	70-57 (B)
Feb. 7, 1996	Colorado	64-63 OT
Jan. 29, 1997	Colorado	69-60
Feb. 19, 1997	Colorado	67-57 (B)
Jan. 25, 1998	K-State	78-60
Jan. 31, 1998	Colorado	77-66 (B)
Mar. 5, 1998	K-State	75-61 (Big 12)
Jan. 20, 1999	K-State	76-52
Feb. 27, 1999	Colorado	69-60 (B)
Jan. 22, 2000	Colorado	78-70 (B)
Feb. 5, 2000	Colorado	67-63
Feb. 10, 2001	Colorado	70-63
Mar. 3, 2001	K-State	72-67 (B)
Jan. 22, 2002	Colorado	85-71 (B)
Feb. 20, 2002	K-State	66-64
Jan. 15, 2003	Colorado	69-63 (B)
Feb. 11, 2003	K-State	62-54
Mar. 13, 2003	Colorado	77-76 (Big 12)
Feb. 7, 2004	Colorado	82-81 (B)
Feb. 21, 2004	Colorado	72-62
Feb. 5, 2005	Colorado	70-60
Feb. 26, 2005	K-State	84-82 (B)
Jan. 28, 2006	Colorado	79-75 (B)
Feb. 18, 2006	K-State	72-60
Feb. 10, 2007	K-State	78-59
Feb. 24, 2007	K-State	87-71 (B)
Jan. 23, 2008	K-State	72-56 (B)
Mar. 4, 2008	K-State	78-72
Jan. 24, 2009	K-State	77-75 (B) OT
Mar. 7, 2009	K-State	76-64
Jan. 16, 2010	K-State	87-81 (B)
Feb. 13, 2010	K-State	68-51
Jan. 12, 2011	Colorado	74-66
Feb. 12, 2011	Colorado	58-56 (B)
Mar. 3, 2011	Colorado	87-75 (N)

## KANSAS TEACHERS

**Series tied 1-1 (at Kansas Teachers, 1-1)**

Mar. 8, 1934	Teachers	22-15
Mar. 9, 1934	Colorado	27-21

## KENT STATE

**CU leads 1-0 (at Boulder, 1-0)**

Mar. 22, 2011	Colorado	81-74 (B) NIT
---------------	----------	---------------

## KENTUCKY

**UK leads 1-0 (Neutral, 0-1)**

Nov. 2, 1998	Kentucky	64-52 (N)
--------------	----------	-----------

## LAFAYETTE

**CU leads 1-0 (at Boulder, 1-0)**

Nov. 25, 2008	Colorado	73-59
---------------	----------	-------

## LASALLE

**CU leads 1-0 (at Boulder, 1-0)**

Dec. 4, 1993	Colorado	84-65 (B)
--------------	----------	-----------

## LATTER DAY SAINTS

**LDS leads 5 2-0 (at Boulder, 0-2)**

Feb. 16, 1903	Saints	18-15 (B)
---------------	--------	-----------

Feb. 17, 1903	Saints	11-9 (B)
---------------	--------	----------

## LEADVILLE HIGH SCHOOL

**CU leads 1-0 (at Leadville, 1-0)**

Dec. 27, 1909	Colorado	76-10
---------------	----------	-------

## LEHI (UTAH)

**Lehi leads 1-0 (at Lehi, 0-1)**

Dec. 29, 1909	Lehi	52-29
---------------	------	-------

## LEWIS

**CU leads 1-0 (at Boulder, 1-0)**

Jan. 5, 1983	Lewis	79-64 (B)
--------------	-------	-----------

## LIBERTY

**CU leads 1-0 (at Boulder, 1-0)**

Jan. 2, 1995	Colorado	93-77 (B)
--------------	----------	-----------

## LIPSCOMB

**CU leads 1-0 (at Boulder, 1-0)**

Nov. 30, 2014	Colorado	84-75 (B)
---------------	----------	-----------

## LONG BEACH STATE

**LBSU leads 5-3 (at Boulder, 3-1; at LBSU St., 0-4)**

Jan. 2, 1971	Long Beach	84-62
--------------	------------	-------

Dec. 11, 1972	Long Beach	93-69 (B)
---------------	------------	-----------

Dec. 5, 1973	Colorado	73-71 (B)
--------------	----------	-----------

Jan. 4, 1975	Long Beach	91-77
--------------	------------	-------

Jan. 3, 1976	Long Beach	67-64
--------------	------------	-------

Dec. 15, 1976	Colorado	76-70 (B)
---------------	----------	-----------

Dec. 27, 1979	Long Beach	89-72
---------------	------------	-------

Jan. 3, 1981	Colorado	56-46 (B)
--------------	----------	-----------

## LONGMONT A.C.

**CU leads 1-0 (at Boulder, 1-0)**

Jan. 17, 1908	Colorado	29-28 (B)
---------------	----------	-----------

## LONGMONT YMCA

**Longmont YMCA leads 1-0 (at Boulder, 0-1)**

Jan. 26, 1906	Longmont	12-11 (B)
---------------	----------	-----------

## LONGWOOD

**CU leads 1-0 (at Boulder, 1-0)**

Dec. 19, 2010	Colorado	104-59 (B)
---------------	----------	------------

## LOUISIANA-LAFAYETTE

**CU leads 1-0 (at Boulder, 1-0)**

Dec. 27, 2002	Colorado	75-56 (N)
---------------	----------	-----------



## LOUISIANA-MONROE

**CU leads 2-0 (at Boulder, 2-0)**

Dec. 23, 2008	Colorado	65-62 (B)
Nov. 17, 2016	Colorado	89-70 (B)

## LOUISVILLE

**Louisville leads 1-0 (Neutral, 0-1)**

Dec. 1, 1996	Louisville	92-82
--------------	------------	-------

## LOYOLA-CHICAGO

**CU leads 4-2 (at Boulder, 0-2, at Loyola, 3-0, Neutral, 1-0)**

Jan. 3, 1942	Colorado	57-43
Dec. 11, 1982	Colorado	72-71
Dec. 30, 1983	Chicago	77-75 (B)
Jan. 7, 1987	Colorado	65-64
Dec. 22, 1987	Chicago	79-76 (B)
Dec. 29, 2002	Colorado	76-72 (N)

## LOYOLA-MARYMOUNT

**CU leads 2-1 (at Boulder, 2-0; at LMU, 0-1)**

Jan. 10, 1983	Colorado	82-77 (B)
Jan. 10, 1985	LMU	80-71
Nov. 28, 2000	Colorado	94-79 (B)

## MARQUETTE

**MU leads 3-1 (at Boulder, 0-2; at Marquette, 1-1)**

Jan. 12, 1984	Colorado	66-62
Jan. 5, 1985	Marquette	67-52 (B)
Jan. 11, 1986	Marquette	91-71
Jan. 3, 1987	Marquette	83-68

## MARYLAND

**Maryland leads 1-0 (Neutral, 0-1)**

Nov. 18, 2011	Maryland	78-71 (N)
---------------	----------	-----------

## MARYLAND EASTERN SHORE

**CU leads 2-0 (at Boulder, 2-0)**

Dec. 30, 1993	Colorado	75-62 (B)
Dec. 29, 2010	Colorado	92-66 (B)

## MASSACHUSETTS

**UMass leads 2-1 (Neutral, 1-2)**

Dec. 29, 1989	UMASS	78-71 (N)
Mar. 27, 1991	Colorado	98-81 (NIT)
Dec. 20, 1997	UMASS	79-68 (N)

## MARYVILLE TEACHERS

**Maryville leads 1-0 (at Maryville, 1-0)**

Mar. 7, 1934	Maryville	17-12
--------------	-----------	-------

## MERCER

**CU leads 3-0 (at Boulder, 2-0; Neutral, 1-0)**

Dec. 6, 1991	Colorado	78-61 (B)
Dec. 22, 2005	Colorado	117-74 (B)
Nov. 19, 2017	Colorado	79-70 (N)

## MIAMI (FLA.)

**CU leads 1-0 (at Miami, 1-0)**

Jan. 3, 1957	Colorado	73-66
--------------	----------	-------

## MIAMI (OHIO)

**CU leads 1-0 (at Boulder, 1-0)**

Jan. 5, 2010	Colorado	67-65 (B)
--------------	----------	-----------

## MICHIGAN

**UM leads 3-1 (at Boulder, 1-1; at Michigan, 1-1;)**

Dec. 17, 1948	Michigan	48-37 (B)
---------------	----------	-----------

Dec. 22, 1951	Michigan	58-55
Mar. 13, 1991	Colorado	71-64 (B) NIT
Nov. 17, 2004	Michigan	69-60

## MICHIGAN STATE

**MSU leads 3-1 (at Michigan State, 0-1; Neutral, 1-2)**

Dec. 28, 1956	Colorado	90-87 (N)
Dec. 14, 1957	Michigan St.	84-44
Dec. 28, 1988	Michigan St.	60-57 (N)
Mar. 21, 2003	Michigan St.	79-64 NCAA

## MIDDLE TENNESSEE STATE

**Series tied 1-1 (at Boulder, 1-0; Neutral, 0-1)**

Dec. 30, 1988	MTSU	107-105 (N) OT
Dec. 5, 1992	Colorado	97-57 (B)

## MIDWESTERN STATE

**CU leads 2-0 (at Boulder, 2-0)**

Dec. 29, 1979	Colorado	86-70 (B)
Nov. 28, 1981	Colorado	62-50 (B)

## MINNESOTA

**UM leads 2-0 (in Minnesota, 0-1; Neutral 0-1)**

Dec. 27, 1950	Minnesota	74-68 (N)
Dec. 19, 1953	Minnesota	74-46

## MISSOURI

**MU leads 96-55 (at Boulder, 34-30; at Columbia, 13-55; Neutral, 8-11)**

Dec. 22, 1936	Missouri	37-32 (N) OT
Jan. 7, 1938	Missouri	35-33
Jan. 8, 1938	Missouri	33-29
Dec. 22, 1944	Colorado	64-43 (N)
Feb. 23, 1948	Colorado	56-48 (B)
Mar. 1, 1948	Missouri	47-35
Dec. 30, 1948	Missouri	48-44 (N)
Feb. 19, 1949	Missouri	49-48 (B)
Mar. 5, 1949	Missouri	49-34
Dec. 29, 1949	Missouri	62-51 (N)
Feb. 4, 1950	Colorado	41-39 (B)
Mar. 11, 1950	Missouri	53-49
Dec. 30, 1950	Missouri	62-54 (N)
Feb. 17, 1951	Missouri	41-36 (B)
Mar. 5, 1951	Missouri	50-46
Jan. 19, 1952	Missouri	44-41
Feb. 18, 1952	Missouri	72-55 (B)
Jan. 17, 1953	Missouri	79-72 (B)
Feb. 14, 1953	Missouri	83-67
Jan. 4, 1954	Colorado	66-62
Jan. 16, 1954	Colorado	80-69 (B)
Feb. 12, 1955	Colorado	80-71 (B)
Feb. 28, 1955	Colorado	66-57
Dec. 30, 1955	Missouri	82-79 (N)
Jan. 14, 1956	Colorado	79-72 (B)
Feb. 18, 1956	Missouri	86-61
Dec. 27, 1956	Colorado	64-55 (N)
Feb. 9, 1957	Colorado	75-70 (B)
Feb. 23, 1957	Missouri	72-62
Feb. 8, 1958	Missouri	55-51 (B) OT
Mar. 3, 1958	Colorado	59-45
Feb. 3, 1959	Colorado	65-59
Feb. 14, 1959	Missouri	85-80 (B)
Feb. 15, 1960	Colorado	63-62 (B)
Feb. 22, 1960	Missouri	82-73
Dec. 29, 1960	Colorado (forfeit)	99-79 (N)
Feb. 4, 1961	Missouri	90-72

Feb. 27, 1961	Colorado (forfeit)	70-67 (B)
Feb. 26, 1962	Colorado	63-58 (B)
Mar. 5, 1962	Colorado	73-64
Dec. 29, 1962	Colorado (K.C.)	74-58 (Big 8)
Jan. 12, 1963	Colorado	92-69 (B)
Feb. 18, 1963	Missouri	60-58
Jan. 13, 1964	Colorado	90-77 (B)
Feb. 29, 1964	Missouri	89-84
Dec. 29, 1964	Colorado	65-61 (N)
Jan. 4, 1965	Missouri	63-58
Feb. 22, 1965	Missouri	80-75 (B)
Feb. 7, 1966	Colorado	65-60
Feb. 26, 1966	Missouri	64-63 (B)
Dec. 29, 1966	Colorado	92-57 (N)
Feb. 11, 1967	Colorado	79-75 (B) OT
Mar. 4, 1967	Colorado	66-59
Jan. 8, 1968	Missouri	86-66
Feb. 12, 1968	Colorado	79-76 (B) OT
Feb. 3, 1969	Colorado	80-79 OT
Mar. 8, 1969	Colorado	92-73 (B)
Dec. 29, 1969	Colorado	75-73 (N)
Feb. 2, 1970	Missouri	90-73
Mar. 7, 1970	Colorado	80-69 (B)
Feb. 6, 1971	Missouri	81-76
Mar. 1, 1971	Missouri	76-71 (B)
Dec. 29, 1971	Missouri	86-57 (N)
Jan. 29, 1972	Missouri	79-67 (B)
Feb. 19, 1972	Missouri	59-52
Dec. 28, 1972	Missouri	98-78 (N)
Jan. 15, 1973	Colorado	81-79 OT
Feb. 17, 1973	Colorado	77-68 (B) OT
Dec. 28, 1973	Missouri	89-83 (N)
Jan. 26, 1974	Colorado	81-68 (B)
Feb. 23, 1974	Missouri	72-68
Dec. 29, 1974	Missouri	73-57 (N)
Feb. 8, 1975	Missouri	93-75
Mar. 8, 1975	Colorado	106-97 (B)
Feb. 7, 1976	Missouri	98-78 (B)
Mar. 6, 1976	Missouri	95-60
Dec. 29, 1976	Missouri	86-77 (N)
Jan. 19, 1977	Missouri	90-83 (B)
Feb. 16, 1977	Missouri	101-74
Jan. 18, 1978	Missouri	70-68 OT
Feb. 15, 1978	Colorado	69-63 (B)
Jan. 24, 1979	Colorado	82-69 (B)
Feb. 14, 1979	Missouri	81-69
Jan. 23, 1980	Missouri	78-45
Feb. 13, 1980	Missouri	83-68 (B)
Jan. 31, 1981	Missouri	66-58
Feb. 25, 1981	Missouri	73-62 (B)
Jan. 9, 1982	Missouri	72-50 (B)
Feb. 3, 1982	Missouri	80-54
Mar. 2, 1982	Missouri (at MU)	72-60 (Big 8)
Feb. 2, 1983	Missouri	68-65 (B) OT
Feb. 23, 1983	Missouri	88-53
Mar. 8, 1983	Missouri (at MU)	88-73 (Big 8)
Feb. 1, 1984	Missouri	89-51
Feb. 22, 1984	Colorado	73-66 (B)
Feb. 2, 1985	Missouri	77-69
Feb. 27, 1985	Colorado	88-79 (B) OT
Jan. 28, 1986	Missouri	83-67
Mar. 1, 1986	Missouri	94-86 (B)
Jan. 24, 1987	Missouri	77-56
Feb. 21, 1987	Missouri	76-68 (B)

Mar. 6, 1987	Missouri	65-59 (Big 8)
Feb. 3, 1988	Missouri	99-69
Feb. 24, 1988	Colorado	87-78 (B)
Jan. 7, 1989	Missouri	84-75 (B)
Mar. 4, 1989	Missouri	66-65
Jan. 27, 1990	Missouri	104-89 (B)
Feb. 4, 1990	Missouri	93-69
Mar. 9, 1990	Colorado	92-88 (N) OT
Feb. 6, 1991	Missouri	75-67 (B) OT
Mar. 2, 1991	Missouri	76-51
Jan. 25, 1992	Missouri	69-52
Feb. 19, 1992	Colorado	77-60 (B)
Jan. 9, 1993	Missouri	91-87 (B)
Mar. 6, 1993	Missouri	70-53
Jan. 15, 1994	Missouri	80-72 (B)
Feb. 9, 1994	Missouri	82-70
Mar. 11, 1994	Missouri	64-62 (N)
Jan. 26, 1995	Missouri	85-80
Mar. 1, 1995	Colorado	81-76 (B)
Jan. 6, 1996	Missouri	77-66
Jan. 29, 1996	Colorado	106-94 (B)
Jan. 7, 1997	Colorado	87-78
Feb. 22, 1997	Colorado	84-75 (B)
Jan. 17, 1998	Colorado	81-78 (B)
Feb. 25, 1998	Missouri	86-67
Jan. 16, 1999	Colorado	82-63 (B)
Feb. 13, 1999	Missouri	87-56
Jan. 12, 2000	Missouri	100-86
Feb. 2, 2000	Missouri	86-81 (B)
Jan. 10, 2001	Missouri	82-76 (B)
Feb. 14, 2001	Missouri	80-69
Jan. 19, 2002	Missouri	92-77
Feb. 23, 2002	Missouri	96-83 (B)
Feb. 1, 2003	Missouri	73-70
Feb. 22, 2003	Colorado	89-68 (B)
Jan. 28, 2004	Colorado	83-70 (B)
Feb. 10, 2004	Missouri	77-65
Jan. 26, 2005	Colorado	64-62 (B)
Feb. 22, 2005	Missouri	63-54
Jan. 14, 2006	Colorado	74-71
Feb. 25, 2006	Colorado	78-60 (B)
Jan. 24, 2007	Missouri	79-65 (B)
Feb. 28, 2007	Missouri	91-82
Jan. 26, 2008	Missouri	66-62 (B)
Feb. 23, 2008	Missouri	60-53
Jan. 14, 2009	Missouri	107-62
Feb. 21, 2009	Missouri	66-53 (B)
Feb. 6, 2010	Missouri	84-66 (B)
Feb. 24, 2010	Missouri	92-63
Jan. 8, 2011	Colorado	89-76 (B)
Feb. 5, 2011	Missouri	89-73

## MISSOURI-KANSAS CITY

**CU leads 8-1 (at Boulder, 5-0; at UMKC, 3-1)**

Jan. 2, 1993	UMKC	63-59
Jan. 20, 1993	Colorado	88-66 (B)
Jan. 12, 1994	Colorado	84-76 (B)
Jan. 11, 1995	Colorado	100-92
Feb. 10, 1996	Colorado	84-55 (B)
Dec. 28, 1996	Colorado	82-61
Dec. 12, 2000	Colorado	80-64 (B)
Dec. 7, 2002	Colorado	62-59
Dec. 21, 2004	Colorado	79-68 (B)

## MONTANA

**CU leads 3-0 (at Boulder, 2-0; at Montana, 1-0)**

Dec. 7, 1957	Colorado	77-60
Dec. 8, 1958	Colorado	86-55 (B)
Dec. 10, 2002	Colorado	84-71 (B)

## MONTANA STATE

**MSU leads 6-1 (at Boulder, 1-2; at Montana State, 0-3; Neutral, 0-1)**

Feb. 13, 1924	Colorado	25-19 (B)
Mar. 10, 1930	Montana State	65-21
Mar. 11, 1930	Montana State	62-33
Mar. 12, 1930	Montana State	53-47
Dec. 22, 1994	Montana State	74-72 (B)
Dec. 29, 1998	Montana State	78-75 (N)
Nov. 18, 2008	Montana State	85-82 (B) OT

## MONTANA STATE-BILLINGS

**CU leads 1-0 (at Boulder, 1-0)**

Dec. 3, 1979	Colorado	83-63 (B)
--------------	----------	-----------

## MORRIS BROWN

**CU leads 1-0 (at Boulder, 1-0)**

Jan. 9, 2002	Colorado	84-44 (B)
--------------	----------	-----------

## MURRAY STATE

**CU leads 2-0 (at Boulder, 1-0; Neutral, 1-0)**

Dec. 28, 2000	Colorado	98-71 (B)
Nov. 18, 2012	Colorado	81-74 (N)

## MUSCATINE (IOWA)

**CU leads 1-0 (at Boulder, 1-0)**

Feb. 1, 1908	Colorado	49-30 (B)
--------------	----------	-----------

## NEBRASKA

**NU leads 76-72 (at Boulder, 43-23; at Lincoln, 14-52; Neutral 15-1)**

Feb. 5, 1903	Nebraska	28-12
Jan. 16, 1920	Nebraska	27-16 (B)
Jan. 17, 1920	Nebraska	24-17 (B)
Jan. 10, 1938	Nebraska	29-18
Jan. 17, 1948	Nebraska	59-55 (B)
Feb. 25, 1948	Nebraska	58-53
Feb. 5, 1949	Nebraska	45-43
Feb. 26, 1949	Nebraska	56-45 (B)
Dec. 28, 1949	Colorado	67-57 (N)
Jan. 16, 1950	Colorado	72-59 (B)
Feb. 18, 1950	Nebraska	59-49
Jan. 15, 1951	Colorado	51-45 (B)
Feb. 24, 1951	Nebraska	58-45
Dec. 28, 1951	Colorado	68-63 (N)
Jan. 5, 1952	Nebraska	63-61
Feb. 11, 1952	Colorado	67-65 (B)
Dec. 30, 1952	Colorado	67-53 (N)
Jan. 5, 1953	Nebraska	80-65 (B)
Feb. 9, 1953	Colorado	86-78
Feb. 8, 1954	Colorado	75-67
Feb. 20, 1954	Colorado	83-58 (B)
Dec. 29, 1954	Colorado	89-47 (N)
Feb. 7, 1955	Nebraska	84-77
Mar. 5, 1955	Colorado	77-66 (B)
Jan. 7, 1956	Colorado	78-63 (B)
Jan. 21, 1956	Colorado	77-50 (B)
Jan. 7, 1957	Nebraska	74-52
Jan. 12, 1957	Colorado	60-56 (B)
Feb. 17, 1958	Nebraska	50-41
Mar. 8, 1958	Colorado	54-52 (B)

Dec. 29, 1958	Colorado	54-50 (N)
Jan. 5, 1959	Colorado	57-50 (B)
Feb. 23, 1959	Nebraska	62-61
Dec. 26, 1959	Colorado	64-55 (N)
Jan. 16, 1960	Colorado	62-57 (B) OT
Jan. 30, 1960	Colorado	58-54
Jan. 9, 1961	Nebraska	65-61
Jan. 14, 1961	Colorado (forfeit)	66-51 (B)
Jan. 13, 1962	Colorado	58-56
Feb. 10, 1962	Colorado	74-63 (B)
Dec. 28, 1962	Colorado	59-47 (N)
Jan. 7, 1963	Colorado	75-47
Mar. 4, 1963	Colorado	80-51 (B)
Dec. 30, 1963	Colorado	80-58 (N)
Feb. 15, 1964	Colorado	60-52
Mar. 9, 1964	Colorado	89-73 (B)
Dec. 28, 1964	Colorado	70-52 (N)
Feb. 6, 1965	Colorado	62-52 (B)
Feb. 13, 1965	Nebraska	66-59
Feb. 21, 1966	Nebraska	70-63
Mar. 5, 1966	Colorado	95-88 (B)
Dec. 30, 1966	Colorado	73-66 (N)
Jan. 14, 1967	Nebraska	84-80
Mar. 11, 1967	Colorado	64-57 (B)
Feb. 1, 1968	Nebraska	60-58
Feb. 24, 1968	Colorado	75-73 (B)
Feb. 8, 1969	Colorado	83-81 (B)
Feb. 24, 1969	Nebraska	79-65
Dec. 27, 1969	Colorado	72-60 (N)
Jan. 17, 1970	Nebraska	68-50
Feb. 10, 1970	Colorado	76-59 (B)
Dec. 29, 1970	Nebraska	77-67 (N)
Feb. 16, 1971	Nebraska	65-63 (B)
Mar. 6, 1971	Nebraska	85-71
Jan. 15, 1972	Nebraska	67-55
Feb. 26, 1972	Colorado	67-57 (B)
Feb. 5, 1973	Colorado	67-59
Mar. 6, 1973	Colorado	71-63 (B)
Feb. 12, 1974	Colorado	65-64 (B)
Mar. 5, 1974	Nebraska	65-42
Jan. 25, 1975	Nebraska	85-59
Feb. 15, 1975	Colorado	62-61 (B)
Jan. 24, 1976	Nebraska	66-64 (B)
Feb. 14, 1976	Nebraska	80-61
Dec. 28, 1976	Colorado	55-50 (N)
Jan. 12, 1977	Nebraska	69-54
Feb. 2, 1977	Nebraska	73-62 (B)
Jan. 11, 1978	Colorado	73-64 (B)
Feb. 1, 1978	Nebraska	86-75
Dec. 29, 1978	Colorado	74-61 (N)
Jan. 13, 1979	Colorado	64-61 (B)
Feb. 3, 1979	Nebraska	79-52
Jan. 19, 1980	Nebraska	53-44 (B)
Feb. 16, 1980	Colorado	56-55
Jan. 21, 1981	Colorado	62-59
Feb. 11, 1981	Nebraska	57-56 (B)
Mar. 3, 1981	Colorado	70-66 (Big 8)
Jan. 30, 1982	Nebraska	74-57 (B)
Feb. 24, 1982	Nebraska	79-57
Jan. 22, 1983	Colorado	72-69 (B)
Feb. 12, 1983	Nebraska	68-56
Jan. 28, 1984	Colorado	60-57
Feb. 25, 1984	Nebraska	75-67
Jan. 23, 1985	Nebraska	85-67
Feb. 13, 1985	Colorado	64-61 (B)

Feb. 1, 1986	Nebraska	77-60 (B)
Feb. 26, 1986	Nebraska	79-72
Jan. 17, 1987	Nebraska	86-66
Feb. 7, 1987	Nebraska	68-65 (B)
Jan. 30, 1988	Nebraska	63-57 (B)
Feb. 21, 1988	Nebraska	75-67
Feb. 8, 1989	Colorado	83-80 (B)
Feb. 22, 1989	Nebraska	97-59
Feb. 7, 1990	Nebraska	91-82 (B)
Feb. 28, 1990	Nebraska	96-82
Jan. 21, 1991	Colorado	86-69 (B)
Feb. 9, 1991	Nebraska	86-72
Jan. 11, 1992	Nebraska	84-74 (B)
Feb. 29, 1992	Nebraska	84-70
Jan. 25, 1993	Nebraska	82-67 (B)
Feb. 24, 1993	Nebraska	76-67
Jan. 8, 1994	Nebraska	106-67
Jan. 19, 1994	Colorado	86-81 (B)
Feb. 8, 1995	Nebraska	100-86 (B)
Feb. 25, 1995	Colorado	80-74
Jan. 10, 1996	Nebraska	79-74
Feb. 28, 1996	Colorado	78-64 (B)
Jan. 4, 1997	Colorado	79-73 (B)
Feb. 5, 1997	Nebraska	77-69
Jan. 11, 1998	Nebraska	87-72
Feb. 21, 1998	Nebraska	79-71 (B)
Jan. 23, 1999	Nebraska	72-55
Feb. 3, 1999	Nebraska	57-52 (B)
Feb. 8, 2000	Colorado	70-58 (B)
Feb. 26, 2000	Nebraska	69-64
Feb. 3, 2001	Colorado	60-57
Feb. 17, 2001	Nebraska	87-82 (B) OT
Jan. 12, 2002	Nebraska	75-67
Feb. 5, 2002	Colorado	84-61 (B)
Mar. 7, 2002	Colorado	67-60 (N)
Jan. 18, 2003	Nebraska	80-77 OT
Mar. 8, 2003	Colorado	84-69 (B)
Jan. 14, 2004	Colorado	68-60
Mar. 6, 2004	Colorado	78-75 (B)
Jan. 12, 2005	Nebraska	68-61 (B)
Mar. 2, 2005	Nebraska	70-55
Jan. 25, 2006	Colorado	81-59 (B)
Feb. 25, 2006	Nebraska	93-77
Jan. 24, 2007	Nebraska	71-50
Mar. 3, 2007	Colorado	73-69 (B)
Jan. 15, 2008	Colorado	55-51 (B)
Mar. 9, 2008	Nebraska	68-49
Feb. 4, 2009	Nebraska	55-53 (B)
Feb. 18, 2009	Nebraska	46-41
Jan. 27, 2010	Colorado	72-60 (B)
Mar. 2, 2010	Colorado	81-68
Jan. 18, 2011	Nebraska	79-67
Mar. 5, 2011	Colorado	67-57 (B)

## NEVADA

**Series tied 2-2 (at Boulder, 2-1; at Nevada, 0-1)**

Dec. 31, 1937	Colorado	51-23 (B)
Jan. 1, 1938	Colorado	61-23 (B)
Dec. 28, 1993	Nevada	78-68
Dec. 17, 1994	Nevada	92-91 (B)

## NEVADA-LAS VEGAS

<b>UNLV leads 4-2 (at Boulder, 0-2; at UNLV, 1-2; Neutral, 1-0)</b>		
Jan. 8, 1973	UNLV	64-62

Dec. 8, 1973	UNLV	86-81 (B)
Dec. 3, 1975	UNLV	118-88 (B)
Jan. 3, 1977	UNLV	113-91
Dec. 22, 1981	Colorado	65-59
Mar. 15, 2012	Colorado	68-64 (N) NCAA

## NEW MEXICO

**CU leads 8-7 (at Boulder, 5-3; at New Mexico, 3-3; Neutral, 0-1)**

Jan. 27, 1926	Colorado	37-17 (B)
Dec. 7, 1959	Colorado	82-60 (B)
Dec. 5, 1960	Colorado	74-65
Dec. 16, 1968	Colorado	79-72 (B)
Dec. 1, 1970	New Mexico	66-63 (B)
Dec. 23, 1972	New Mexico	92-71
Nov. 29, 1975	New Mexico	78-75 (B)
Nov. 27, 1976	New Mexico	90-82
Dec. 1, 1979	Colorado	86-78 (B)
Nov. 28, 1980	Colorado	77-65
Nov. 14, 2006	New Mexico	106-65
Nov. 9, 2007	New Mexico	54-47 (B)
Dec. 22, 2010	New Mexico	89-76 (N)
Dec. 6, 2017	Colorado	75-57 (B)
Dec. 11, 2018	Colorado	78-75

## NEW MEXICO STATE

**NMSU leads 5-4 (at Boulder, 4-1; at NMSU, 0-3; Neutral, 0-1)**

Dec. 9, 1959	NMSU	37-17 (B)
Dec. 14, 1960	Colorado	89-97 (B) 2OT
Dec. 22, 1971	NMSU	71-53
Dec. 9, 1972	Colorado	89-77 (B)
Dec. 6, 1980	Colorado	103-67 (B)
Jan. 3, 1983	NMSU	80-76
Mar. 15, 1995	NMSU	98-83 NIT
Dec. 21, 1999	Colorado	76-53 (B)
Nov. 27, 2002	NMSU	75-71

## NEW ORLEANS

**Series Tied 1-1 (at Boulder, 1-1)**

Dec. 12, 2008	New Orleans	67-65 (B)
Dec. 28, 2011	Colorado	92-34 (B)

## NEW YORK

**NYU leads 3-2 (at NYU, 2-3)**

Mar. 14, 1938	Colorado	48-47 NIT
Jan. 1, 1946	NYU	66-52
Dec. 26, 1946	NYU	70-59
Jan. 1, 1948	NYU	59-46
Dec. 23, 1948	Colorado	68-55

## NICHOLLS STATE

**CU leads 1-0 (at Boulder, 1-0)**

Dec. 18, 2015	Colorado	85-68 (B)
---------------	----------	-----------

## NORFOLK STATE

**CU leads 2-0 (at Boulder, 2-0)**

Nov. 27, 1997	Colorado	67-56 (B)
Mar. 25, 2019	Colorado	76-60 (B) NIT

## NORTH CAROLINA

**UNC leads 3-0 (at North Carolina, 0-1; Neutral, 0-2)**

Dec. 30, 1989	UNC	106-101 (N)
Jan. 4, 1992	UNC	85-64
Mar. 15, 1997	UNC	73-56 (N) NCAA



## NORTH CAROLINA A&T

**CU leads 1-0 (at Boulder, 1-0)**

Nov. 25, 1997 Colorado 77-55 (B)

## NORTH DAKOTA

**CU leads 1-0 (at Boulder, 1-0)**

Nov. 29, 1982 Colorado 88-53 (B)

## NORTH TEXAS

**CU leads 3-0 (at Boulder, 2-0; at North Texas, 1-0)**

Nov. 29, 1993 Colorado 76-58 (B)

Dec. 20, 1994 Colorado 88-70

Dec. 23, 2002 Colorado 87-71 (B)

## NORTHERN ARIZONA

**CU leads 4-0 (at Boulder, 3-0; at NAU, 1-0)**

Dec. 23, 1988 Colorado 82-59 (B)

Dec. 2, 1989 Colorado 70-54

Dec. 21, 1991 Colorado 90-66 (B)

Dec. 21, 2012 Colorado 98-51 (B)

## NORTHERN COLORADO

**CU leads 21-18 (at Boulder, 14-8; at UNC, 7-10)**

Jan. 25, 1918 Colorado 35-20 (B)

Feb. 1, 1919 Colorado 26-17

Jan. 20, 1923 UNC 27-25 (B)

Jan. 26, 1923 UNC 30-24

Jan. 11, 1924 UNC 21-20 (B)

Jan. 19, 1924 UNC 19-15

Jan. 31, 1925 UNC 27-25

Feb. 6, 1925 Colorado 36-28

Feb. 6, 1926 UNC 23-22 (B)

Feb. 16, 1926 UNC 20-18

Jan. 29, 1927 Colorado 24-19 (B)

Feb. 5, 1927 UNC 20-14

Jan. 25, 1928 Colorado 27-25

Feb. 25, 1928 UNC 34-28 (B)

Jan. 30, 1929 UNC 35-28

Feb. 21, 1929 Colorado 29-27 (B)

Feb. 7, 1930 Colorado 32-28 (B)

Feb. 25, 1930 Colorado 24-17

Feb. 6, 1931 Colorado 32-22

Feb. 14, 1931 Colorado 31-28 (B)

Jan. 26, 1932 UNC 35-21

Feb. 5, 1932 UNC 36-21 (B)

Jan. 20, 1933 UNC 39-31 (B)

Feb. 7, 1933 UNC 24-23

Jan. 19, 1934 Colorado 25-18

Feb. 19, 1934 Colorado 26-25 (B)

Jan. 18, 1935 UNC 20-17 (B)

Feb. 19, 1935 UNC 34-15

Jan. 17, 1936 UNC 41-27 (B)

Feb. 18, 1936 UNC 25-23

Jan. 15, 1937 Colorado 46-31 (B)

Feb. 16, 1937 Colorado 41-35

Dec. 17, 1937 Colorado 78-58 (B)

Dec. 16, 1978 Colorado 78-56 (B)

Jan. 10, 2004 Colorado 78-48 (B)

Dec. 2, 2006 Colorado 88-86 (B)

Dec. 13, 2014 Colorado 93-68 (B)

Nov. 29, 2015 Colorado 82-52 (B)

Nov. 10, 2017 Colorado 66-51 (B)

## NORTHRIDGE, CAL STATE

**Colorado leads 3-0 (at Boulder, 3-0)**

Nov. 23, 1990 Colorado 113-89 (B)

Jan. 17, 1994 Colorado 100-85 (B)

Dec. 22, 2009 Colorado 92-58 (B)

## NORTHWESTERN

**CU leads 6-3 (at Boulder, 4-0; at Northwestern, 2-3)**

Dec. 10, 1949 Colorado 67-63

Dec. 19, 1961 Northwestern 65-64

Dec. 8, 1962 Colorado 69-64 (B)

Dec. 12, 1964 Northwestern 87-80

Dec. 6, 1965 Colorado 70-55 (B)

Dec. 20, 1967 Colorado 73-68 (B)

Dec. 9, 1968 Northwestern 83-66

Nov. 21, 2003 Colorado 67-56

Nov. 28, 2004 Colorado 66-57 (B)

## NORTHWESTERN STATE

**CU leads 3-0 (at Boulder, 3-0)**

Nov. 27, 1995 Colorado 85-52 (B)

Dec. 30, 1996 Colorado 82-70 (B)

Nov. 22, 1997 Colorado 76-58 (B)

## NOTRE DAME

**Notre Dame leads 1-0 (Neutral, 0-1)**

Nov. 21, 2016 Notre Dame 89-83 (N)

## OKLAHOMA

**OU leads 88-49 (at Boulder, 32-26; at Norman, 12-49; Neutral, 5-15)**

Dec. 16, 1938 Colorado 52-40 (B)

Dec. 17, 1938 Oklahoma 33-29 (B)

Dec. 19, 1947 Oklahoma 61-56 (N)

Jan. 26, 1948 Oklahoma 44-35

Feb. 26, 1948 Colorado 56-54 (B)

Dec. 28, 1948 Oklahoma 56-45 (N)

Jan. 10, 1949 Oklahoma 43-40 (B)

Mar. 12, 1949 Oklahoma 55-44

Jan. 21, 1950 Colorado 46-43

Mar. 6, 1950 Colorado 58-49 (B)

Jan. 8, 1951 Oklahoma 61-44 (B)

Mar. 7, 1951 Oklahoma 58-49

Jan. 3, 1952 Oklahoma 61-52

Feb. 25, 1952 Colorado 50-45 (B)

Dec. 29, 1952 Colorado 76-61 (N)

Jan. 12, 1953 Oklahoma 72-63

Feb. 23, 1953 Oklahoma 83-81 (B)

Jan. 11, 1954 Colorado 80-68 (B)

Feb. 27, 1954 Colorado 71-66

Dec. 27, 1954 Oklahoma 73-71 (N) OT

Jan. 8, 1955 Colorado 61-55

Jan. 17, 1955 Colorado 91-82 (B)

Dec. 27, 1955 Colorado 88-69 (N)

Feb. 20, 1956 Colorado 61-53

Mar. 5, 1956 Colorado 67-66 (B)

Feb. 16, 1957 Colorado 75-69 (B)

Mar. 11, 1957 Colorado 62-61

Dec. 28, 1957 Oklahoma 53-52 (N)

Nov. 11, 1958 Oklahoma 51-41 (B)

Feb. 3, 1958 Oklahoma 68-53

Feb. 28, 1959 Colorado 73-56 (B)

Mar. 9, 1959 Oklahoma 63-60

Dec. 30, 1959 Colorado 61-57 (N)

Jan. 8, 1960 Oklahoma 64-62 (B) 2OT

Mar. 3, 1960 Oklahoma 63-61

Dec. 26, 1960 Oklahoma 64-60 (N)

Jan. 16, 1961 Oklahoma 56-47 (B)

Mar. 6, 1961 Colorado 52-45

Feb. 5, 1962 Colorado 54-50

Feb. 12, 1962 Colorado 64-56 (B)

Feb. 2, 1963 Colorado 77-68

Feb. 11, 1963 Colorado 71-60 (B)

Feb. 1, 1964 Colorado 90-77

Feb. 10, 1964 Colorado 86-65 (B)

Jan. 30, 1965 Colorado 71-70

Feb. 8, 1965 Colorado 57-55 (B)

Jan. 8, 1966 Oklahoma 64-58

Feb. 28, 1966 Colorado 92-77 (B)

Feb. 4, 1967 Oklahoma 71-66

Feb. 20, 1967 Colorado 83-73 (B)

Feb. 19, 1968 Oklahoma 71-68

Mar. 7, 1968 Oklahoma 84-78 (B)

Dec. 26, 1968 Colorado 63-56 (N)

Jan. 4, 1969 Colorado 80-56

Feb. 10, 1969 Colorado 92-69 (B)

Dec. 30, 1969 Oklahoma 73-72 (N)

Jan. 28, 1970 Colorado 104-78 (B)

Feb. 16, 1970 Oklahoma 84-77

Jan. 16, 1971 Oklahoma 88-73

Feb. 13, 1971 Colorado 99-69 (B)

Feb. 5, 1972 Oklahoma 78-65

Feb. 28, 1972 Oklahoma 74-66 (B)

Jan. 27, 1973 Colorado 90-69 (B)

Feb. 26, 1973 Oklahoma 78-68

Jan. 14, 1974 Oklahoma 91-66

Feb. 9, 1974 Oklahoma 81-70 (B)

Jan. 18, 1975 Oklahoma 113-62

Feb. 19, 1975 Colorado 90-87 (B)

Dec. 27, 1975 Colorado 61-59 (N)

Jan. 17, 1976 Colorado 71-69 (B) 2OT

Feb. 18, 1976 Oklahoma 81-69

Jan. 22, 1977 Oklahoma 62-55

Feb. 12, 1977 Colorado 79-65 (B)

Feb. 26, 1977 Oklahoma (at OU) 68-56 (Big 8)

Jan. 21, 1978 Oklahoma 73-66 (B)

Feb. 11, 1978 Oklahoma 63-52

Jan. 20, 1979 Oklahoma 72-64

Feb. 17, 1979 Oklahoma 67-62 (B)

Feb. 27, 1979 Oklahoma (at OU) 77-57

(Big 8)

Jan. 5, 1980 Colorado 65-64 (B)

Feb. 9, 1980 Colorado 60-59

Jan. 28, 1981 Colorado 75-53 (B)

Feb. 18, 1981 Oklahoma 77-71

Jan. 13, 1982 Colorado 99-88 (B)

Feb. 13, 1982 Oklahoma 102-87

Jan. 29, 1983 Oklahoma 97-79

Feb. 26, 1983 Oklahoma 94-84 (B)

Jan. 18, 1984 Oklahoma 100-89 (B)

Feb. 18, 1984 Oklahoma 93-80

Mar. 9, 1984 Oklahoma 90-78 (Big 8)

Jan. 29, 1985 Oklahoma 90-71 (B)

Feb. 20, 1985 Oklahoma 110-80

Jan. 15, 1986 Oklahoma 94-82 (B)

Feb. 15, 1986 Oklahoma 117-73

Jan. 27, 1987 Oklahoma 87-62 (B)

Feb. 18, 1987 Oklahoma 108-84

Jan. 20, 1988 Oklahoma 96-76 (B)

Feb. 27, 1988 Oklahoma 134-84

Mar. 11, 1988 Oklahoma 99-66 (N)

Jan. 25, 1989 Oklahoma 122-86

Feb. 18, 1989 Oklahoma 106-88 (B)

Mar. 10, 1989 Oklahoma 95-87 (N)

Jan. 6, 1990 Oklahoma 66-61 (B)

Feb. 16, 1990 Oklahoma 86-64

Mar. 11, 1990 Oklahoma 92-80 (N)

Jan. 12, 1991 Oklahoma 113-97

Feb. 27, 1991 Oklahoma 69-68 (B)

Mar. 25, 1991 Oklahoma 88-78 (NIT)

Feb. 5, 1992 Colorado 70-68 (B)

Feb. 22, 1992 Oklahoma 99-83

Jan. 30, 1993 Oklahoma 94-70

Feb. 20, 1993 Colorado 84-80 (B)

Feb. 12, 1994 Oklahoma 98-85

Mar. 2, 1994 Oklahoma 92-84 (B)

Jan. 14, 1995 Oklahoma 98-83

Feb. 15, 1995 Oklahoma 82-75 (B)

Mar. 10, 1995 Oklahoma 71-53 (N)

Feb. 17, 1996 Oklahoma 119-88 (B)

Feb. 21, 1996 Oklahoma 94-87 (B) OT

Feb. 12, 1997 Oklahoma 91-66

Mar. 7, 1997 Oklahoma 55-41 (N)

Jan. 3, 1998 Oklahoma 69-68 (B)

Jan. 9, 1999 Oklahoma 89-75

Jan. 19, 2000 Colorado 88-80 (B)

Feb. 28, 2001 Oklahoma 86-67

Mar. 2, 2002 Oklahoma 82-71 (B)

Jan. 11, 2003 Oklahoma 69-54

Mar. 14, 2003 Oklahoma 74-59 (N)

Feb. 25, 2004 Colorado 94-87 (B) OT

Jan. 8, 2005 Oklahoma 85-55

Feb. 15, 2006 Colorado 84-75 (B)

Jan. 10, 2007 Oklahoma 78-54

Feb. 9, 2008 Colorado 72-58 (B)

Mar. 14, 2008 Oklahoma 54-49 (N)

Feb. 7, 2009 Oklahoma 77-72

Feb. 17, 2010 Colorado 77-67 (B)

Jan. 22, 2011 Oklahoma 67-60

Jan. 10, 1966	Colorado	61-55
Feb. 14, 1966	Colorado	63-52 (B)
Feb. 2, 1967	Colorado	57-47
Feb. 25, 1967	Colorado	57-47 (B)
Dec. 30, 1967	OSU	65-59 (N)
Jan. 13, 1968	OSU	69-60 (B)
Feb. 17, 1968	OSU	70-68
Jan. 4, 1969	Colorado	78-68
Feb. 17, 1969	Colorado	73-66 (B)
Jan. 24, 1970	OSU	65-62 (B)
Feb. 14, 1970	OSU	64-57
Jan. 18, 1971	Colorado	62-59
Mar. 11, 1971	Colorado	90-68 (B)
Dec. 27, 1971	Colorado	83-62 (N)
Feb. 7, 1972	OSU	72-53
Mar. 8, 1972	Colorado	61-59 (B)
Dec. 29, 1972	OSU	66-61 (N)
Jan. 22, 1973	Colorado	72-68 (B)
Feb. 24, 1973	OSU	70-66
Jan. 12, 1974	Colorado	67-65
Jan. 21, 1974	Colorado	90-67 (B)
Dec. 30, 1974	OSU	101-73 (N)
Feb. 5, 1975	Colorado	83-62 (B)
Mar. 5, 1975	OSU	87-85
Feb. 4, 1976	OSU	85-76
Mar. 3, 1976	Colorado	86-83 (B)
Jan. 26, 1977	OSU	78-68
Feb. 19, 1977	Colorado	63-52 (B)
Dec. 29, 1977	OSU	71-65 (N)
Jan. 25, 1978	OSU	70-64 (B)
Feb. 18, 1978	OSU	79-68
Dec. 27, 1978	Colorado	66-64 (N)
Jan. 27, 1979	Colorado	63-55 (B)
Feb. 21, 1979	OSU	55-53
Jan. 12, 1980	Colorado	58-56
Feb. 2, 1980	Colorado	82-75 (B)
Jan. 10, 1981	OSU	84-67
Feb. 14, 1981	Colorado	85-57 (B)
Jan. 23, 1982	OSU	95-90 (B)
Feb. 20, 1982	OSU	82-70
Feb. 5, 1983	OSU	96-91 (B) 4OT
Mar. 2, 1983	OSU	75-73
Jan. 21, 1984	OSU	76-74 OT
Feb. 11, 1984	Colorado	83-72 (B)
Jan. 16, 1985	OSU	94-76
Feb. 16, 1985	Colorado	88-83 (B)
Jan. 25, 1986	OSU	83-76 (B)
Feb. 22, 1986	OSU	90-85
Feb. 4, 1987	OSU	68-57
Feb. 28, 1987	Colorado	55-53 (B)
Jan. 16, 1988	OSU	86-71
Feb. 13, 1988	Colorado	73-71 (B)
Feb. 1, 1989	Colorado	102-86 (B)
Feb. 11, 1989	OSU	100-82
Jan. 24, 1990	OSU	71-68 (B)
Feb. 25, 1990	OSU	81-74
Mar. 10, 1990	Colorado	82-72 (N)
Jan. 30, 1991	OSU	76-66 (B)
Feb. 24, 1991	OSU	79-67
Feb. 12, 1992	Colorado	57-53 (B)
Mar. 4, 1992	OSU	69-63
Feb. 3, 1993	OSU	85-61 (B)
Feb. 13, 1993	OSU	77-59
Feb. 21, 1994	OSU	73-56 (B)
Mar. 5, 1994	OSU	83-68
Jan. 28, 1995	OSU	82-63 (B)

Feb. 4, 1995	OSU	94-67
Feb. 3, 1996	OSU	96-73
Feb. 24, 1996	OSU	66-64 (B)
Jan. 15, 1997	Colorado	78-74 (B) OT
Feb. 3, 1998	OSU	86-74 OT
Feb. 10, 1999	Colorado	83-80 (B)
Mar. 1, 2000	OSU	96-60
Jan. 27, 2001	Colorado	81-71 (B)
Jan. 26, 2002	OSU	64-55
Mar. 5, 2003	Colorado	68-56 (B)
Jan. 21, 2004	OSU	71-62
Jan. 30, 2005	OSU	104-86 (B)
Mar. 11, 2005	OSU	87-85 (N)
Jan. 21, 2006	Colorado	80-78 OT
Feb. 3, 2007	Colorado	89-77 (B)
Feb. 6, 2008	OSU	64-63
Feb. 25, 2009	OSU	76-55 (B)
Jan. 20, 2010	OSU	90-78
Jan. 15, 2011	Colorado	75-71 (B)
Dec. 21, 2013	OSU	78-73 (N)

## OLD DOMINION

### CU leads 1-0 (at Boulder, 1-0)

Mar. 15, 2006	Old Dominion	79-61 (NIT)
---------------	--------------	-------------

## OMAHA

### CU leads 2-0 (at Boulder, 2-0)

Nov. 22, 2015	Colorado	87-82 (B)
Nov. 16, 2018	Colorado	79-75 (B)

## OREGON

### CU leads 11-8 (at Boulder, 8-0; at UO, 2-7; Neutral, 1-1)

Dec. 5, 1955	Colorado	68-49
Dec. 10, 1960	Colorado	71-57 (B)
Dec. 3, 1983	Colorado	61-59 (B)
Dec. 8, 1984	Oregon	79-60
Mar. 17, 2004	Oregon	77-72 OT (NIT)
Feb. 4, 2012	Colorado	72-71 (B)
Mar. 1, 2012	Oregon	90-81
Mar. 8, 2012	Colorado	63-62 (N)
Feb. 7, 2013	Colorado	48-47
Mar. 7, 2013	Colorado	76-53 (B)
Jan. 5, 2014	Colorado	100-91 (B)
Feb. 18, 2015	Oregon	73-60
Mar. 12, 2015	Oregon	93-85 (N)
Jan. 17, 2016	Colorado	91-87 (B)
Feb. 4, 2016	Oregon	76-56
Jan. 28, 2017	Colorado	74-65 (B)
Feb. 18, 2017	Oregon	101-73
Dec. 31, 2017	Oregon	77-62
Feb. 2, 2019	Colorado	73-51 (B)

## OREGON STATE

### CU leads 15-8 (at Boulder, 9-2; at OSU, 3-6; Neutral, 3-0)

Dec. 16, 1940	Colorado	38-29 (B)
Dec. 17, 1940	Colorado	42-41 (B)
Dec. 3, 1955	Colorado	63-53
Dec. 3, 1956	Colorado	67-58 (B)
Dec. 1, 2004	Colorado	81-66 (B)
Dec. 4, 2004	Oregon State	98-87
Dec. 4, 2009	Oregon State	74-69
Dec. 4, 2010	Colorado	83-57 (B)
Feb. 2, 2012	Colorado	82-60 (B)
Mar. 3, 2012	Oregon State	83-69
Feb. 10, 2013	Colorado	72-68
Mar. 9, 2013	Oregon State	64-58 (B)

Mar. 13, 2013	Colorado	74-68 (N)
Jan. 2, 2014	Colorado	64-58 (B)
Feb. 21, 2015	Oregon State	72-58
Mar. 11, 2015	Colorado	78-71 (N)
Jan. 13, 2016	Colorado	71-54 (B)
Feb. 6, 2016	Oregon State	60-56
Jan. 26, 2017	Colorado	85-78 (B)
Feb. 16, 2017	Colorado	60-52
Dec. 29, 2017	Oregon State	76-57
Jan. 31, 2019	Oregon State	76-74 (B)
Mar. 14, 2019	Colorado	73-58 (N)

## OREGON TECH

### CU leads 1-0 (at Boulder, 1-0)

Nov. 26, 1982	Colorado	92-63 (B)
---------------	----------	-----------

## PENN

### CU leads 2-0 (at Boulder, 1-0; at Penn, 1-0)

Jan. 4, 2003	Colorado	80-57 (B)
Nov. 29, 2005	Colorado	78-60

## PENN STATE

### CU leads 2-0 (at Penn State, 1-0; Neutral, 1-0)

Jan. 2, 1939	Penn State	29-26
Dec. 22, 2015	Colorado	71-70 (N)

## PEPPERDINE

### Pepperdine leads 4-3 (at Boulder, 3-2; at PU, 0-2)

Dec. 15, 1944	Pepperdine	42-36 (B)
Dec. 15, 1962	Colorado	76-63 (B)
Jan. 9, 1984	Colorado	74-57 (B)
Jan. 8, 1985	Pepperdine	90-64
Mar. 10, 1999	Colorado	65-61 (B) NIT
Nov. 24, 2003	Pepperdine	94-77
Dec. 4, 2006	Pepperdine	78-72 (B)

## PHILLIPS

### CU leads 1-0 (at Boulder, 1-0)

Nov. 26, 1985	Colorado	81-59 (B)
---------------	----------	-----------

## PITTSBURGH

### Pitt Leads 2-0 (Neutral, 0-2)

Dec. 27, 1931	Pitt	25-23 (N)
Mar. 20, 2014	Pitt	77-48 (N)

## PORTLAND

### CU leads 3-0 (at Boulder, 2-0; at Portland, 1-0)

Nov. 20, 2015	Colorado	85-63 (B)
Dec. 3, 2016	Colorado	76-63
Nov. 28, 2018	Colorado	93-69 (B)

## PRAIRIE VIEW A&M

### CU leads 1-0 (at Boulder, 1-0)

Dec. 19, 2008	Colorado	72-47
---------------	----------	-------

## PRINCETON

### CU leads 1-0 (Neutral, 1-0)

Dec. 30, 1957	Colorado	80-64 (N)
---------------	----------	-----------

## PURDUE

### Series tied 1-1 (at Purdue, 0-1; Neutral, 1-0)

Dec. 7, 1987	Purdue	72-54
Dec. 3, 1988	Colorado	67-66 (B)

## QUINNIPIAC

### CU leads 1-0 (Neutral, 1-0)

Nov. 17, 2017	Colorado	70-69 (N)
---------------	----------	-----------

## RADFORD

### CU leads 1-0 (at Boulder, 1-0)

Dec. 23, 2004	Colorado	74-58 (B)
---------------	----------	-----------

## REDLANDS

### CU leads 1-0 (at Boulder, 1-0)

Jan. 3, 1980	Colorado	85-52 (B)
--------------	----------	-----------

## RED MEN

### Red Men lead 1-0 (at Red Men, 0-1)

Mar. 7, 1906	Red Men	25-21
--------------	---------	-------

## REGIS

### CU leads 4-0 (at Boulder, 4-0)

Nov. 28, 1983	Colorado	58-42 (B)
Nov. 28, 1984	Colorado	55-51 (B)
Nov. 23, 1999	Colorado	85-47 (B)
Nov. 19, 2001	Colorado	77-56 (B)

## RICE

### Series tied 4-4 (at Boulder, 4-0; at Rice, 0-2; Neutral, 0-2)

Mar. 23, 1940	Rice	(OT) 60-56 (N) NCAA
Dec. 21, 1949	Colorado	83-52 (B)
Dec. 22, 1949	Colorado	64-51 (B)
Mar. 12, 1954	Rice	78-55 (N) NCAA
Nov. 24, 1989	Colorado	102-86 (B)
Nov. 26, 1990	Rice	77-68
Nov. 22, 2001	Colorado	108-80 (B)
Dec. 21, 2002	Rice	80-61

## RICHMOND

### UR leads 1-1 (at Boulder, 0-1; at Richmond 1-0)

Dec. 31, 2004	Richmond	75-62 (B)
Jan. 4, 2005	Colorado	75-69

## ROCKHURST

### CU leads 1-0 (at Boulder, 1-0)

Nov. 25, 1983	Colorado	87-77 (B)
---------------	----------	-----------

## SACRAMENTO STATE

### CU leads 2-0 (at Boulder 2-0)

Jan. 26, 1994	Colorado	80-56 (B)
Nov. 11, 2016	Colorado	90-53 (B)

## ST. BENEDICT'S

### CU leads 1-0 (at St. Benedict's, 1-0)

Mar. 6, 1934	Colorado	28-12
--------------	----------	-------

## ST. BONAVENTURE

### CU leads 1-0 (at St. Bonaventure, 1-0)

Jan. 1, 1942	Colorado	52-28
--------------	----------	-------

## ST. FRANCIS (ILL)

### CU leads 1-0 (at Boulder, 1-0)

Dec. 6, 1980	Colorado	74-37 (B)
--------------	----------	-----------

## ST. FRANCIS (N.Y)

### CU leads 1-0 (Neutral, 1-0)

Dec. 27, 1992	Colorado	79-61 (N)
---------------	----------	-----------

## ST. JOHN'S

### CU leads 3-1 (at St. John's, 3-1)

Dec. 30, 1938	St. John's	39-37
Dec. 30, 1939	Colorado	54-39
Dec. 30, 1940	Colorado	47-42
Dec. 30, 1941	Colorado	39-33



## ST. JOSEPH'S (PA)

Series tied 4-4 (at Boulder, 1-0; at St. Joe's, 3-2; Neutral, 1-1)

Dec. 26, 1938	Colorado	44-39
Dec. 27, 1939	Colorado	49-25
Dec. 28, 1940	St. Joseph's	49-45
Dec. 27, 1941	Colorado	45-29
Dec. 20, 1969	St. Joseph's	81-79 (N)
Dec. 29, 1988	Colorado	72-54 (N)
Nov. 26, 2000	St. Joseph's	92-78 (B)
Nov. 25, 2001	St. Joseph's	81-75

## ST. LOUIS

Series tied 2-2 (at Boulder, 2-0; at St. Louis, 0-2)

Dec. 10, 1973	St. Louis	76-66
Dec. 4, 1974	Colorado	85-81 (B)
Dec. 11, 1988	Colorado	85-76 (B) OT
Dec. 23, 1989	St. Louis	77-72

## ST. MARY'S

CU leads 5-1 (at Boulder, 3-0; at St. Mary's, 1-1; Neutral, 1-0)

Jan. 6, 1986	Colorado	80-70 (B)
Jan. 4, 1988	St. Mary's	77-66
Nov. 19, 1999	Colorado	67-56 (B)
Dec. 6, 2000	Colorado	105-61
Jan. 2, 2002	Colorado	68-51 (B)
Nov. 26, 2005	Colorado	73-54 (N)

## SALT LAKE CITY YMCA

Series tied 1-1 (at Salt Lake City YMCA, 1-1)

Jan. 1, 1910	YMCA	58-15
Jan. 2, 1910	Colorado	50-29

## SAM HOUSTON STATE

CU leads 1-0 (at Boulder, 1-0)

Dec. 3, 1993	Colorado	75-51 (B)
--------------	----------	-----------

## SAN DIEGO

Tied 3-3 (at Boulder, 2-1; at San Diego, 1-2)

Dec. 31, 1986	San Diego	61-51
Jan. 9, 1988	Colorado	83-72 (B)
Jan. 2, 1991	Colorado	89-82 OT
Jan. 7, 1992	Colorado	71-63 (B)
Dec. 12, 2017	San Diego	69-59 (B)
Nov. 20, 2018	San Diego	70-64

## SAN DIEGO STATE

Series tied 3-3 (at Boulder, 2-1; at SDSU, 1-2)

Jan. 14, 1971	Colorado	85-77
Dec. 1, 1971	SDSU	79-68 (B)
Jan. 2, 1973	SDSU	65-60
Dec. 15, 1973	Colorado	82-69 (B)
Dec. 19, 1974	Colorado	85-84 (B)
Jan. 5, 1976	SDSU	78-72

## SAN FRANCISCO

USF leads 3-2 (at Boulder, 2-1; at USF, 0-1; Neutral, 0-1)

Dec. 16, 1946	San Fran.	34-30 (B)
Mar. 19, 1955	San Fran.	62-50 (N) NCAA
Dec. 1, 2009	Colorado	78-54 (B)
Nov. 20, 2010	San Fran.	83-81 OT
Dec. 3, 2014	Colorado	72-55 (B)

## SAN JOSE STATE

CU leads 2-1 (at Boulder, 1-0; at SJS, 1-1)

Dec. 21, 1950	SJSU	49-47
---------------	------	-------

Dec. 6, 1977	Colorado	75-62 (B)
Dec. 19, 1978	Colorado	72-71

## SANTA BARBARA, UC

UCSB leads 5-4 (at Boulder, 3-2; at UCSB, 1-3)

Dec. 6, 1969	Colorado	73-70
Dec. 8, 1970	Colorado	61-59 (B)
Jan. 5, 1974	UCSB	80-77
Dec. 17, 1975	UCSB	70-56 (B)
Dec. 29, 1986	UCSB	73-72
Nov. 25, 1988	UCSB	71-70 (B)
Nov. 24, 1995	UCSB	71-47
Dec. 21, 1996	Colorado	76-55 (B)
Nov. 21, 2013	Colorado	76-68 (B)

## SANTA CLARA

CU leads 2-1 (at Boulder, 1-0; at Santa Clara, 1-1)

Dec. 19, 1950	Colorado	52-50 OT
Dec. 2, 1985	Colorado	101-71 (B)
Jan. 2, 1988	Santa Clara	75-60

## SAVANNAH STATE

CU leads 3-0 (at Boulder, 2-0; Neutral, 1-0)

Jan. 8, 2004	Colorado	89-57 (B)
Jan. 3, 2006	Colorado	116-52
Nov. 16, 2008	Colorado	58-43 (N)

## SEATTLE

Seattle U. leads 2-1 (at Boulder, 1-0; at Seattle, 0-1; Neutral, 0-1)

Dec. 17, 1965	Seattle	86-69 (N)
Mar. 23, 2015	Seattle	72-65
Nov. 14, 2016	Colorado	67-55 (B)

## SIOUX CITY YMCA

CU leads 1-0 (at Boulder, 1-0)

Mar. 13, 1906	Colorado	64-26 (B)
---------------	----------	-----------

## SOUTH DAKOTA

CU leads 1-0 (at Boulder, 1-0)

Dec. 4, 2018	Colorado	82-58 (B)
--------------	----------	-----------

## SOUTH DAKOTA STATE

CU leads 3-0 (at Boulder, 3-0)

Dec. 2, 1978	Colorado	66-62 (B)
Feb. 14, 2005	Colorado	82-49 (B)
Dec. 15, 2017	Colorado	112-103 (B) 2ot

## SOUTH FLORIDA

CU leads 1-0 (Neutral, 1-0)

Nov. 19, 2000	Colorado	100-72 (N)
---------------	----------	------------

## SE MISSOURI STATE

CU leads 1-0 (at Boulder, 1-0)

Nov. 16, 1997	Colorado	62-59 (B)
---------------	----------	-----------

## SOUTHERN

CU leads 1-0 (at Boulder, 1-0)

Dec. 13, 2001	Colorado	106-74 (B)
---------------	----------	------------

## SOUTHERN CALIFORNIA

CU leads 11-7 (at Boulder, 6-2; at USC, 4-4; Neutral, 1-1)

Mar. 22, 1940	USC	38-32 (N) NCAA
Dec. 15, 1956	Colorado	79-76 (B)
Dec. 2, 1968	Colorado	74-54 (B)
Dec. 5, 1969	USC	88-74
Dec. 20, 1975	USC	94-72

Jan. 26, 2012	Colorado	74-50
Jan. 10, 2013	Colorado	66-60 (B)
Jan. 18, 2014	Colorado	83-62 (B)
Feb. 16, 2014	Colorado	83-74
Mar. 12, 2014	Colorado	59-56 (N)
Jan. 4, 2015	Colorado	86-65 (B)
Jan. 29, 2015	Colorado	98-94 (3ot)
Feb. 17, 2016	USC	79-72
Jan. 15, 2017	USC	71-68 (B)
Jan. 10, 2018	USC	70-58
Feb. 21, 2018	USC	75-64 (B)
Feb. 9, 2019	Colorado	69-65
Mar. 9, 2019	Colorado	78-67 (B)

## SOUTHERN COLORADO

CU leads 2-0 (at Boulder, 2-0)

Nov. 26, 1977	Colorado	86-57 (B)
Dec. 22, 1984	Colorado	101-71 (B)

## SOUTHERN ILLINOIS

SIU leads 1-0 (at Boulder, 0-1)

Mar. 16, 2000	SIU	94-92 (B) NIT
---------------	-----	---------------

## SOUTHERN METHODIST

CU leads 4-3 (at Boulder, 4-0; at SMU, 0-2; Neutral, 0-1)

Dec. 17, 1949	Colorado	71-48 (B)
Dec. 19, 1949	Colorado	56-50 (B)
Dec. 9, 1978	Colorado	72-70 (B)
Dec. 8, 1979	SMU	86-65
Jan. 4, 2008	Colorado	63-52 (B)
Jan. 5, 2009	SMU	70-67
Dec. 23, 2015	SMU	70-66 (N)

## SOUTHERN UTAH

Southern Utah leads 1-0 (at Boulder, 0-1)

Jan. 16, 1996	S. Utah	82-80 (B) OT
---------------	---------	--------------

## SW MISSOURI STATE

CU leads 2-0 (at Boulder, 1-0; at SW Miss. St., 1-0)

Dec. 1, 1990	Colorado	78-60
Jan. 19, 1991	Colorado	69-67 (B)

## SW TEXAS STATE

CU leads 1-0 (at Boulder, 1-0)

Dec. 29, 1980	Colorado	60-55 (B)
---------------	----------	-----------

## STANFORD

CU leads 12-10 (at Boulder, 8-3; at Stanford, 4-5; Neutral, 0-2)

Dec. 27, 1932	Stanford	25-21 (B)
Dec. 28, 1932	Colorado	29-24 (B)
Mar. 22, 1942	Stanford	46-35 NCAA
Dec. 18, 1950	Stanford	62-60
Dec. 29, 1951	Stanford	75-69 (N)
Dec. 23, 1957	Colorado	61-58 (B)
Dec. 23, 1990	Colorado	89-79 (B)
Nov. 30, 1991	Stanford	71-58
Dec. 2, 2007	Stanford	67-43 (B)
Nov. 29, 2008	Stanford	76-62
Jan. 14, 2012	Stanford	84-64
Feb. 23, 2012	Stanford	74-50 (B)
Jan. 24, 2013	Colorado	75-54 (B)
Feb. 27, 2013	Colorado	65-63
Mar. 5, 2014	Colorado	59-56
Feb. 15, 2015	Colorado	64-58 (B)
Jan. 3, 2016	Colorado	56-55

Jan. 27, 2016	Colorado	91-75 (B)
Feb. 2, 2017	Colorado	81-74
Mar. 2, 2017	Colorado	91-72 (B)
Feb. 11, 2018	Colorado	64-56 (B)
Jan. 26, 2019	Standard	75-62

## STATE PREP SCHOOL

Series tied 1-1 (at Boulder, 1-1)

Jan. 10, 1902	Colorado	34-10 (B)
Jan. 17, 1902	State Prep	10-9 (B)

## STEPHEN F. AUSTIN

CU leads 1-0 (at Boulder, 1-0)

Nov. 22, 1998	Colorado	83-55 (B)
---------------	----------	-----------

## STETSON

CU leads 3-0 (at Boulder, 2-0; at Stetson, 1-0)

Dec. 21, 1977	Colorado	65-53
Nov. 27, 1978	Colorado	74-71 (B)
Nov. 24, 2002	Colorado	107-74 (B)

## TEMPLE

Temple leads 3-1 (at Temple, 1-2; Neutral, 0-1)

Mar. 16, 1938	Temple	60-34 NIT
Dec. 21, 1946	Temple	47-40
Jan. 3, 1948	Colorado	50-45
Dec. 22, 1948	Temple	51-50

## TENNESSEE

UT leads 2-0 (at Boulder, 0-1; at Tennessee, 0-1)

Dec. 13, 1980	Tennessee	87-69
Dec. 8, 1981	Tennessee	64-63 (B)

## TENNESSEE MARTIN

CU leads 1-0 (at Boulder, 1-0)

Nov. 10, 2013	Colorado	91-65 (B)
---------------	----------	-----------

## TENNESSEE STATE

CU leads 3-0 (at Boulder, 3-0)

Dec. 29, 1990	Colorado	124-82 (B)
Nov. 29, 1995	Colorado	86-72 (B)
Dec. 19, 2003	Colorado	71-44 (B)

## TEXAS

Texas leads 15-10 (at Boulder, 6-4; at Texas, 2-8; Neutral, 2-3)

Dec. 11, 1967	Colorado	90-75 (B)
Dec. 7, 1968	Colorado	73-64
Dec. 3, 1981	Texas	76-64
Dec. 4, 1982	Colorado	75-48 (B)
Mar. 1, 1997	Colorado	83-60 (B)
Feb. 28, 1998	Colorado	81-64
Jan. 2, 1999	Texas	73-68 (B)
Mar. 5, 1999	Texas	82-76 (N)
Jan. 29, 2000	Texas	75-65
Mar. 10, 2000	Texas	78-35 (N)
Feb. 7, 2001	Texas	77-72 (B)
Feb. 9, 2002	Texas	104-95
Feb. 4, 2003	Colorado	93-80 (B)
Feb. 4, 2004	Texas	76-63
Feb. 8, 2005	Colorado	88-79 (B)
Mar. 10, 2005	Colorado	81-69 (N)
Jan. 7, 2006	Texas	89-64
Jan. 6, 2007	Texas	102-78 (B)
Jan. 19, 2008	Texas	69-67
Feb. 14, 2009	Texas	85-76 (B)

Mar. 11, 2009	Texas	67-56 (N)
Jan. 9, 2010	Texas	103-86
Feb. 26, 2011	Colorado	91-89 (B)
Nov. 22, 2016	Colorado	68-54 (N)
Mar. 27, 2019	Texas	68-55 NIT

## TEXAS A&M

**Series tied 9-9 (at Boulder, 4-4; at Texas A&M, 3-4; Neutral, 2-1)**

Mar. 15, 1969	Colorado NCAA	97-82 (N)
Feb. 28, 1997	Colorado	77-64 (B)
Jan. 28, 1998	Colorado	68-67
Feb. 17, 1999	Colorado	71-61 (B)
Feb. 12, 2000	Texas A&M	74-69
Mar. 9, 2000	Colorado	79-53 (N)
Jan. 13, 2001	Colorado	88-58 (B)
Feb. 26, 2002	Colorado	92-77
Feb. 15, 2003	Colorado	98-83 (B)
Feb. 28, 2004	Colorado	76-70
Feb. 19, 2005	Texas A&M	92-77 (B)
Feb. 8, 2006	Texas A&M	61-58
Mar. 10, 2006	Texas A&M	86-53 (N)
Jan. 13, 2007	Texas A&M	87-69 (B)
Jan. 22, 2008	Texas A&M	86-69
Mar. 4, 2009	Texas A&M	77-66 (B)
Jan. 23, 2010	Texas A&M	67-63
Feb. 2, 2011	Texas A&M	73-70 (B) OT

## TEXAS-ARLINGTON

**CU leads 3-0 (at Boulder, 3-0)**

Dec. 5, 1996	Colorado	81-52 (B)
Dec. 21, 1998	Colorado	97-72 (B)
Dec. 3, 2000	Colorado	119-75 (B)

## TEXAS CHRISTIAN

**Series tied 2-2 (at Boulder, 1-1, at TCU, 1-1)**

Dec. 21, 1982	TCU	77-52
Dec. 27, 1983	Colorado	70-65 (B)
Dec. 20, 2005	Colorado	77-59
Dec. 3, 2008	TCU	62-46 (B)

## TEXAS-EL PASO

**UTEP leads 4-2 (at Boulder, 2-1; at UTEP, 0-3)**

Dec. 7, 1970	Colorado	78-68 (B)
Dec. 21, 1971	UTEP	83-57
Dec. 13, 1975	UTEP	75-65 (B)
Nov. 29, 1976	UTEP	84-67
Dec. 3, 1980	UTEP	67-52
Dec. 15, 1981	Colorado	88-71 (B)

## TEXAS-PAN AMERICAN

**CU leads 2-0 (at Boulder, 2-0)**

Feb. 15, 2000	Colorado	79-64 (B)
Nov. 20, 2010	Colorado	83-64 (B)

## TEXAS-SAN ANTONIO

**CU leads 4-0 (at Boulder, 3-0; at UTSA, 1-0)**

Nov. 28, 1990	Colorado	100-89
Dec. 23, 1991	Colorado	101-86 (B)
Jan. 17, 1995	Colorado	97-60 (B)
Dec. 22, 1995	Colorado	92-77 (B)

## TEXAS SOUTHERN

**CU leads 4-0 (at Boulder 4-0)**

Nov. 18, 2009	Colorado	88-77 (B)
Mar. 16, 2011	Colorado	88-74 (B)
(NIT)		

Dec. 22, 2011	Colorado	56-51 (B)
Nov. 27, 2012	Colorado	85-80 (B)
20T		

## TEXAS TECH

**CU leads 18-13 (at Boulder, 10-3; at TTU, 7-7; Neutral, 1-3)**

Dec. 5, 1959	Colorado	69-66 (B)
Dec. 4, 1961	Texas Tech	84-82 20T
Mar. 16, 1962	Colorado NCAA	67-60 (N)
Dec. 21, 1964	Texas Tech	85-83
Dec. 1, 1965	Colorado	86-77 (B)
Dec. 1, 1966	Texas Tech	72-67
Dec. 1, 1967	Colorado	87-69 (B)
Dec. 5, 1968	Colorado	81-77
Dec. 11, 1969	Colorado	75-56 (B)
Dec. 22, 1970	Colorado	67-66
Dec. 10, 1971	Colorado	89-77 (B)
Dec. 27, 1984	Texas Tech	76-75 (B) OT
Dec. 28, 1985	Colorado	70-62
Jan. 11, 1997	Colorado	80-78
Feb. 11, 1998	Colorado	91-80 (B) 20T
Feb. 24, 1999	Colorado	78-68
Mar. 4, 2000	Colorado	88-67 (B)
Jan. 20, 2001	Colorado	88-71
Feb. 16, 2002	Texas Tech	97-79 (B)
Jan. 29, 2003	Texas Tech	66-56
Feb. 18, 2004	Colorado	85-75 (B)
Mar. 12, 2004	Texas Tech	79-69 (N)
Feb. 2, 2005	Texas Tech	97-90
Feb. 11, 2006	Colorado	66-64 (B)
Feb. 17, 2007	Texas Tech	95-74
Mar. 8, 2007	Texas Tech	81-71 (N)
Feb. 20, 2008	Texas Tech	87-69 (B)
Feb. 20, 2009	Texas Tech	63-55
Mar. 6, 2010	Colorado	101-90 (B)
Mar. 10, 2010	Texas Tech	82-67 (N)
Feb. 23, 2011	Colorado	71-68

## TOWSON STATE

**CU leads 1-0 (at Boulder, 1-0)**

Nov. 25, 1991	Colorado	93-83 (B)
---------------	----------	-----------

## TRITCH

**CU leads 1-0 (at Tritch, 1-0)**

Jan. 16, 1904	Colorado	35-18
---------------	----------	-------

## TULANE

**CU leads 2-0 (at Boulder, 1-0, at Tulane, 1-0)**

Jan. 4, 1972	Colorado	75-74 OT
Dec. 6, 1972	Colorado	97-86 (B)

## TULSA

**CU leads 4-3 (at Boulder, 1-1; at Tulsa, 2-2, Neutral 1-0)**

Mar. 10, 1955	Colorado	69-59 (N)
	NCAA	
Dec. 2, 1965	Colorado	79-72 (B)
Dec. 3, 1966	Colorado	80-75
Dec. 4, 1985	Tulsa	76-65
Dec. 18, 1986	Colorado	53-51
Jan. 7, 2008	Tulsa	81-68 (B)
Jan. 2, 2010	Tulsa	84-59

## UCLA

**UCLA leads 11-6 (at Boulder, 4-3; at UCLA, 2-8)**

Dec. 21, 1954	UCLA	65-62
Dec. 19, 1958	UCLA	58-48
Dec. 20, 1958	UCLA	56-54
Dec. 7, 1962	Colorado	82-60 (B)
Dec. 2, 1977	UCLA	104-70
Jan. 28, 2012	UCLA	77-60
Jan. 12, 2013	UCLA	78-75 (B)
Jan. 16, 2014	UCLA	69-56 (B)
Feb. 13, 2014	UCLA	92-74
Jan. 2, 2015	Colorado	62-56 (B)
Jan. 31, 2015	UCLA	72-59
Feb. 20, 2016	UCLA	77-53
Feb. 12, 2017	UCLA	104-89 (B)
Jan. 13, 2018	Colorado	68-59
Feb. 25, 2018	Colorado	80-76 (B)
Feb. 6, 2019	Colorado	84-73
Mar. 7, 2019	Colorado	93-68 (B)

## U.S. INTERNATIONAL

**CU leads 1-0 (at Boulder, 1-0)**

Dec. 17, 1979	Colorado	63-60 (B) OT
---------------	----------	--------------

## UTAH

**CU leads 28-23 (at Boulder, 19-6; at Utah, 8-16; Neutral, 1-1)**

Mar. 13, 1914	Utah	30-11 (B)
Mar. 21, 1918	Utah	31-19 (B)
Mar. 22, 1918	Colorado	24-15 (B)
Mar. 24, 1918	Colorado	29-25 OT
Jan. 21, 1925	Colorado	26-22 (B)
Jan. 22, 1925	Colorado	33-29 (B)
Dec. 23, 1936	Utah	32-30 (N)
Jan. 14, 1938	Colorado	54-43 (B)
Feb. 12, 1938	Colorado	43-41
Feb. 17, 1939	Colorado	38-26 (B)
Feb. 25, 1939	Colorado	48-46
Jan. 26, 1940	Colorado	42-38 (B)
Feb. 3, 1940	Colorado	45-38
Feb. 21, 1941	Colorado	35-32 (B)
Mar. 1, 1941	Utah	37-29
Jan. 9, 1942	Colorado	49-39 (B)
Feb. 13, 1942	Colorado	49-48
Jan. 11, 1946	Colorado	47-40 (B)
Feb. 15, 1946	Colorado	48-42
Jan. 31, 1947	Utah	49-35 (B)
Feb. 22, 1947	Utah	57-38
Dec. 2, 1950	Utah	63-60
Dec. 5, 1966	Colorado	93-89 (B)
Dec. 4, 1967	Utah	95-84
Dec. 5, 1983	Utah	91-85
Dec. 1, 1984	Colorado	89-80 (B)
Dec. 14, 1985	Utah	82-62
Dec. 2, 1986	Colorado	68-61 (B)
Nov. 30, 1987	Utah	93-64
Dec. 6, 1988	Colorado	68-65 (B)
Dec. 23, 2003	Utah	77-57 (B)
Dec. 30, 2004	Utah	80-48
Dec. 7, 2005	Colorado	76-52 (B)
Nov. 21, 2006	Colorado	60-59
Dec. 31, 2011	Colorado	73-33 (B)
Feb. 18, 2012	Colorado	55-48
Mar. 7, 2012	Colorado	53-41 (N)
Feb. 2, 2013	Utah	58-55
Feb. 21, 2013	Colorado	60-50 (B)

Feb. 1, 2014	Colorado	79-75 (B) OT
Mar. 1, 2014	Utah	75-64
Jan. 7, 2015	Utah	74-49
Feb. 7, 2015	Utah	79-51 (B)
Jan. 8, 2016	Utah	56-54 (B)
Mar. 5, 2016	Utah	57-55
Jan. 1, 2017	Utah	76-60
Feb. 23, 2017	Utah	86-81 (B)
Feb. 2, 2018	Colorado	67-55 (B)
Mar. 3, 2018	Utah	64-54
Jan. 20, 2019	Utah	78-69
Mar. 2, 2019	Colorado	71-63 (B)

## UTAH STATE

**CU leads 21-7 (at Boulder, 15-3; at USU, 5-4; Neutral, 1-0)**

Feb. 5, 1938	Colorado	59-35 (B)
Feb. 11, 1938	Utah State	59-58
Jan. 20, 1939	Colorado	46-18 (B)
Feb. 3, 1939	Colorado	56-43
Jan. 12, 1940	Utah State	31-29
Feb. 23, 1940	Colorado	44-38 (B)
Jan. 24, 1941	Colorado	41-34 (B)
Feb. 7, 1941	Colorado	43-32
Jan. 16, 1942	Colorado	49-31 (B)
Mar. 7, 1942	Colorado	63-27 (B)
Jan. 26, 1945	Colorado	62-32 (B)
Feb. 8, 1945	Utah State	50-46
Jan. 18, 1946	Colorado	59-39 (B)
Mar. 9, 1946	Colorado	42-33
Jan. 10, 1947	Colorado	56-45 (B)
Jan. 25, 1947	Utah State	40-34
Dec. 6, 1952	Utah State	81-64 (B)
Dec. 6, 1952	Colorado	70-66 (B)
Jan. 16, 1942	Colorado	49-31 (B)
Dec. 11, 1978	Utah State	91-70
Dec. 15, 1979	Colorado	84-79 (B)
Dec. 6, 1989	Colorado	104-90 (N)

## VALPARAISO

**CU leads 1-0 (at Boulder, 1-0)**

Nov. 27, 1989	Colorado	93-53 (B)
---------------	----------	-----------

## VERMONT

**Vermont leads 1-0 (Neutral, 0-1)**

Dec. 30, 2008	Vermont	84-59 (N)
---------------	---------	-----------

## VICTORS

**Series tied 2-2 (at Boulder, 1-2; at Victors, 1-0)**

Nov. 25, 1904	Victors	38-19 (B)
Feb. 10, 1906	Colorado	30-23
Feb. 23, 1907	Victors	38-18 (B)
Feb. 24, 1907	Colorado	42-33 (B)

## VILLANOVA

**CU leads 1-0 (Neutral, 1-0)**

Dec. 27, 1999	Colorado	79-56 (N)
---------------	----------	-----------

## VIRGINIA COMMONWEALTH

**Series tied 1-1 (at Boulder, 1-0; at VCU, 0-1)**

Dec. 2, 1998	Colorado	78-76 (B)
Nov. 28, 1999	VCU	78-82 OT

## VIRGINIA TECH

**CU leads 1-0 (Neutral, 1-0)**

Nov. 30, 1996	Colorado	63-56 (N)
---------------	----------	-----------



## WAKE FOREST

**CU leads 1-0 (at Wake Forest, 1-0)**

Jan. 9, 1991 Colorado 89-72

## WAGNER

**CU leads 1-0 (at Boulder, 1-0)**

Dec. 4, 1992 Colorado 74-66 (B)

## WASHBURN

**CU leads 1-0 (at Boulder, 1-0)**

Dec. 16, 1981 Colorado 72-58 (B)

## WASHINGTON

**UW leads 17-11 (at Boulder, 8-4; at UW, 2-11; Neutral, 1-2)**

Dec. 30, 1953 Colorado 81-60 (N)  
 Dec. 21, 1956 Colorado 65-53  
 Dec. 22, 1956 Washington 69-55  
 Dec. 5, 1958 Colorado 70-63 (B) OT  
 Dec. 6, 1958 Colorado 69-51 (B)  
 Dec. 6, 1971 Washington 72-67 (B)  
 Dec. 3, 1975 Washington 90-61  
 Dec. 21, 1976 Washington 81-62  
 Dec. 15, 1977 Washington 81-70 (N)  
 Dec. 27, 1987 Colorado 75-61 (B)  
 Dec. 27, 1988 Washington 97-87  
 Feb. 22, 1995 Colorado 67-64 (B)  
 Jan. 2, 1996 Washington 76-68  
 Jan. 5, 2012 Colorado 87-69 (B)  
 Jan. 16, 2013 Washington 64-54  
 Jan. 12, 2014 Washington 71-54  
 Feb. 9, 2014 Colorado 91-65 (B)  
 Jan. 22, 2015 Washington 52-50 (B)  
 Mar. 5, 2015 Colorado 64-47  
 Jan. 20, 2016 Washington 95-83  
 Feb. 13, 2016 Colorado 81-80 (B)  
 Jan. 18, 2017 Washington 85-83 OT  
 Feb. 9, 2017 Colorado 81-66 (B)  
 Jan. 20, 2018 Washington 72-62 (B)  
 Feb. 17, 2018 Washington 82-59  
 Jan. 12, 2019 Washington 77-70 (B)  
 Feb. 23, 2019 Washington 64-55  
 Mar. 15, 2019 Washington 66-61 (N)

## WASHINGTON STATE

**CU leads 13-5 (at Boulder, 8-0; at WSU, 3-4; Neutral, 2-1)**

Dec. 15, 1952 Colorado 76-46 (B)  
 Dec. 19, 1969 WSU 84-74 (N)  
 Jan. 7, 2012 Colorado 71-60 (B)  
 Jan. 19, 2013 Colorado 58-49  
 Jan. 8, 2014 Colo. (@ Spokane) 71-70 OT  
 Feb. 5, 2014 Colorado 68-63 (B)  
 Jan. 24, 2015 Colorado 90-58 (B)  
 Mar. 7, 2015 WSU 96-91 OT  
 Jan. 23, 2016 Colorado 75-70  
 Feb. 11, 2016 Colorado 88-81 (B) 2OT  
 Mar. 9, 2016 Colorado 80-56 (N)  
 Jan. 21, 2017 WSU 91-89 OT  
 Feb. 12, 2017 Colorado 81-49 (B)  
 Mar. 8, 2017 Colorado 73-63 (N)  
 Jan. 18, 2018 Colorado 82-73 (B)  
 Feb. 15, 2018 WSU 73-69  
 Jan. 10, 2019 Colorado 92-60 (B)  
 Feb. 20, 2019 WSU 76-74

## WEBER STATE

**CU leads 2-0 (at Boulder, 1-0; at Weber State, 1-0)**

Nov. 28, 1986 Colorado 73-57 (B)  
 Dec. 19, 1987 Colorado 72-69

## WEBER STATE A.C.

**CU leads 1-0 (at Weber State A.C., 1-0)**

Jan. 3, 1910 Colorado 45-24

## WESTERN MICHIGAN

**CU leads 1-0 (Neutral, 1-0)**

Nov. 29, 2011 Colorado 81-76 (N)

## WESTERN NEW MEXICO

**CU leads 1-0 (at Boulder, 1-0)**

Jan. 5, 2011 Colorado 92-70 (B)

## WESTERN STATE

**CU leads 10-4 (at Boulder, 6-4; at WSU, 4-0)**

Feb. 26, 1925 Western State 40-33 (B)  
 Jan. 21, 1927 Colorado 39-14  
 Jan. 22, 1927 Colorado 63-19  
 Feb. 17, 1928 Western State 40-32 (B)  
 Feb. 18, 1928 Colorado 54-31 (B)  
 Jan. 17, 1930 Colorado 28-27 (B)  
 Feb. 18, 1930 Colorado 42-21 (B)  
 Jan. 15, 1932 Colorado 38-20  
 Jan. 16, 1932 Colorado 39-19  
 Jan. 13, 1933 Colorado 33-28 (B)  
 Jan. 14, 1933 Western State 25-22 (B)  
 Feb. 14, 1935 Colorado 46-41 (B)  
 Feb. 15, 1936 Western State 33-28 (B)  
 Jan. 7, 2009 Colorado 65-52 (B)

## WESTMINSTER

**CU leads 2-0 (at Boulder, 1-0; at Westminster, 1-0)**

Feb. 25, 1909 Colorado 61-38  
 Mar. 4, 1909 Colorado 71-11 (B)

## WICHITA STATE

**Wichita State leads 6-3 (at Boulder, 3-1; at WSU, 0-4; Neutral, 0-1)**

Dec. 1, 1951 Colorado 62-55 (B)  
 Dec. 21, 1960 Wichita State 64-54  
 Dec. 3, 1962 Colorado 79-69 (B)  
 Dec. 2, 1963 Wichita State 71-61  
 Dec. 11, 1965 Wichita State 87-81  
 Dec. 15, 1966 Colorado 85-83 (B)  
 Dec. 21, 1970 Wichita State 79-69  
 Dec. 8, 1971 Wichita State 70-55 (B)  
 Nov. 17, 2011 Wichita State 67-58 (N)

## WILMINGTON, UNC

**Series tied 1-1 (at Boulder, 1-0; at UNCW, 0-1)**

Nov. 18, 2005 Colorado 73-54 (B)  
 Nov. 29, 2006 UNCW 67-55

## WISCONSIN

**Wisconsin leads 1-0 (at Wisconsin, 1-0)**

Nov. 17, 2007 Wisconsin 78-52

## WISCONSIN-GREEN BAY

**Wis.-GB leads 2-1 (at Boulder, 1-1, at Wis.-GB, 0-1)**

Dec. 4, 1990 Wisconsin-GB 83-78 (B)  
 Jan. 2, 1992 Wisconsin-GB 69-60  
 Dec. 8, 1992 Colorado 86-61 (B)

## WISCONSIN-MILWAUKEE

**CU leads 4-0 (at Boulder, 3-0, at Wis.-Milwaukee, 1-0)**

Jan. 15, 1983 Colorado 81-66 (B)  
 Jan. 17, 1990 Colorado 92-74 (B)  
 Dec. 30, 2000 Colorado 74-71 OT  
 Dec. 30, 2001 Colorado 93-87 (B)

## WISCONSIN-PARKSIDE

**CU leads 2-0 (at Boulder, 2-0)**

Jan. 7, 1981 Colorado 91-51 (B)  
 Jan. 6, 1982 Colorado 95-77 (B)

## WOFFORD

**CU leads 3-0 (at Boulder, 3-0)**

Feb. 24, 1997 Colorado 65-58 (B)  
 Nov. 9, 2012 Colorado 74-59 (B)  
 Nov. 27, 2016 Colorado 75-60 (B)

## WYOMING

**Wyoming leads 43-36 (at Boulder, 25-16; at Wyoming, 11-27)**

Jan. 14, 1908 Colorado 57-23 (B)  
 Feb. 11, 1911 Colorado 27-26  
 Feb. 22, 1911 Colorado 52-17 (B)  
 Feb. 3, 1912 Colorado 34-20  
 Feb. 22, 1912 Colorado 52-17 (B)  
 Jan. 27, 1913 Colorado 32-17  
 Feb. 15, 1913 Colorado 45-17 (B)  
 Jan. 16, 1915 Wyoming 32-31  
 Feb. 13, 1915 Colorado 35-27 (B)  
 Jan. 18, 1918 Colorado 35-14 (B)  
 Jan. 29, 1925 Colorado 30-26 (B)  
 Jan. 22, 1926 Colorado 43-35  
 Jan. 23, 1926 Wyoming 28-19  
 Jan. 22, 1929 Wyoming 30-22  
 Jan. 26, 1929 Colorado 25-22 (B)  
 Jan. 25, 1930 Colorado 33-22 (B)

Jan. 28, 1930 Wyoming 35-34  
 Jan. 20, 1931 Wyoming 34-29  
 Jan. 24, 1931 Wyoming 36-26 (B)  
 Jan. 22, 1932 Wyoming 32-22 (B)  
 Jan. 16, 1932 Wyoming 26-21  
 Jan. 24, 1933 Wyoming 26-24  
 Feb. 3, 1933 Colorado 37-28 (B)  
 Jan. 27, 1934 Wyoming 18-13 (B)  
 Jan. 30, 1934 Wyoming 35-17  
 Jan. 25, 1935 Colorado 16-14 (B)  
 Jan. 30, 1935 Wyoming 33-25  
 Jan. 24, 1936 Wyoming 41-29  
 Jan. 29, 1936 Wyoming 30-27 (B)  
 Jan. 22, 1937 Colorado 39-36 (B)  
 Jan. 26, 1937 Colorado 36-29  
 Jan. 28, 1938 Wyoming 44-39  
 Jan. 4, 1938 Colorado 37-35 (B)  
 Jan. 27, 1939 Colorado 47-22 (B)  
 Mar. 4, 1939 Wyoming 40-33  
 Jan. 6, 1940 Colorado 44-26  
 Feb. 9, 1940 Colorado 50-34 (B)  
 Jan. 31, 1941 Wyoming 49-32  
 Mar. 8, 1941 Wyoming 44-31 (B)

Jan. 24, 1942 Colorado 59-53 (B)  
 Mar. 3, 1942 Wyoming 40-39  
 Jan. 27, 1945 Colorado 43-41 OT  
 Mar. 10, 1945 Colorado 43-37 (B)  
 Feb. 1, 1946 Wyoming 56-46 (B)  
 Mar. 8, 1946 Wyoming 50-46  
 Feb. 7, 1947 Wyoming 42-41  
 Mar. 7, 1947 Wyoming 46-36 (B)  
 Dec. 14, 1950 Wyoming 64-51 (B)  
 Dec. 15, 1950 Wyoming 63-51  
 Jan. 29, 1952 Wyoming 69-39  
 Mar. 3, 1952 Colorado 59-44 (B)  
 Jan. 4, 1958 Colorado 66-51 (B)  
 Dec. 21, 1963 Colorado 80-74  
 Jan. 16, 1964 Colorado 68-63 (B)  
 Dec. 10, 1981 Colorado 75-73 (B)  
 Dec. 28, 1982 Wyoming 74-57  
 Jan. 5, 1984 Colorado 70-63 (B)  
 Dec. 14, 1984 Wyoming 72-68  
 Dec. 7, 1985 Colorado 74-71 (B)  
 Dec. 6, 1986 Wyoming 55-42  
 Dec. 2, 1987 Wyoming 100-68 (B)  
 Dec. 14, 1988 Wyoming 81-68  
 Nov. 30, 1989 Colorado 81-77 (B)  
 Dec. 12, 1990 Wyoming 62-60  
 Mar. 18, 1991 Colorado 83-75 (B) NIT  
 Dec. 11, 1991 Wyoming 60-58 (B)  
 Dec. 19, 1992 Wyoming 79-72  
 Dec. 9, 1993 Wyoming 87-79 (B)  
 Dec. 6, 1994 Colorado 75-69  
 Dec. 13, 1995 Wyoming 83-81 (B)  
 Dec. 10, 1996 Colorado 84-68  
 Nov. 19, 1997 Wyoming 62-58 (B)  
 Dec. 9, 1998 Wyoming 67-66  
 Nov. 26, 2006 Wyoming 76-73 (B)  
 Dec. 8, 2007 Wyoming 73-64  
 Dec. 9, 2011 Wyoming 65-54 (B)  
 Dec. 1, 2012 Wyoming 76-69  
 Nov. 13, 2013 Colorado 63-58 (B)  
 Nov. 22, 2014 Wyoming 56-33

## XAVIER

**Xavier leads 2-1 (at Boulder, 1-0; at Xavier, 0-1; Neutral, 0-1)**

Nov. 27, 1998 Xavier 74-61 (N)  
 Dec. 7, 2016 Colorado 68-66 (B)  
 Dec. 9, 2017 Xavier 96-69

## YALE

**CU leads 2-1 (at Boulder 2-0; Neutral 0-1)**

Dec. 27, 1952 Yale 54-56 (N)  
 Nov. 25, 1999 Colorado 65-60 (B)  
 Dec. 29, 2010 Colorado 70-59 (B)

## CU vs. THE NATION

### AMERICA EAST

Hartford	2	0	1.000	161	119
Vermont	0	1	.000	59	84
Total	2	1	.667	220	203

### AMERICAN ATHLETIC

Central Florida	1	1	.500	170	166
Connecticut	0	1	.000	67	74
Cincinnati	1	0	1.000	76	74
Houston	3	3	.500	433	418
SMU	4	3	.571	460	446
South Florida	1	0	1.000	100	72
Temple	1	3	.250	174	203
Tulane	2	0	1.000	172	160
Tulsa	4	3	.571	473	498
Total	17	14	.548	2125	2110

### ATLANTIC 10

Dayton	3	1	.750	288	256
Duquesne	1	1	.500	96	87
George Mason	1	1	.500	213	202
George Washington	0	1	.000	50	52
La Salle	1	0	1.000	84	65
Massachusetts	1	2	.333	237	248
Richmond	1	1	.500	137	144
St. Bonaventure	1	0	1.000	52	28
Saint Joseph's	4	4	.500	487	450
Saint Louis	2	2	.500	308	310
VCU	1	1	.500	156	158
Total	16	14	.533	2108	2000

### ATLANTIC COAST

Duke	1	1	.500	151	149
Louisville	0	1	.000	82	92
Miami	1	0	1.000	73	66
North Carolina	0	3	.000	221	264
Notre Dame	0	1	.000	83	89
Pittsburgh	0	2	.000	71	102
Virginia Tech	1	0	1.000	63	56
Wake Forest	1	0	1.000	89	72
Total	4	11	.266	986	1084

### ATLANTIC SUN

Jacksonville	2	0	1.000	151	133
Lipscomb	1	0	1.000	84	75
Stetson	3	0	1.000	246	198
Total	8	0	1.000	578	494

### BIG 12

Baylor	16	10	.615	1847	1760
Iowa State	70	78	.473	10192	10449
Kansas	40	123	.245	10201	11795
Kansas State	47	97	.326	9197	9987
Oklahoma	49	88	.358	9377	10043
Oklahoma State	48	61	.440	7350	7587
TCU	2	2	.500	245	263
Texas	10	15	.400	1843	1905
Texas Tech	18	13	.581	2386	2349
Total	300	487	.381	52638	56138

### BIG EAST

Creighton	4	3	.571	491	478
DePaul	2	0	1.000	134	105
Marquette	1	3	.250	257	303
St. John's	3	1	.750	177	153
Villanova	1	0	1.000	79	56
Xavier	1	2	.333	198	236
Total	12	7	.632	1265	1229

### BIG SKY

Eastern Washington	3	0	1.000	242	196
Idaho	1	0	1.000	71	52
Idaho State	3	0	1.000	236	195
Montana	3	0	1.000	247	186
Montana State	1	6	.143	355	436
Northern Arizona	4	0	1.000	340	230
Northern Colorado	21	18	.538	1507	1156
Sacramento State	1	0	1.000	90	53
Southern Utah	0	1	.000	80	82
Weber State	2	0	1.000	145	126
Total	40	25	.615	3312	2712

### BIG SOUTH

Gardner-Webb	2	0	1.000	184	166
Radford	1	0	1.000	74	58
Longwood	1	0	1.000	104	59
Total	4	0	1.000	362	283

### BIG TEN

Illinois	1	4	.200	318	347
Indiana	2	1	.667	223	184
Iowa	3	5	.375	543	576
Maryland	0	1	.000	71	78

Michigan	1	3	.250	323	239
Michigan State	1	2	.333	191	231
Minnesota	0	2	.000	114	148
Nebraska	72	76	.487	9643	9803
Northwestern	6	3	.667	622	598
Penn State	2	0	1.000	100	96
Purdue	1	1	.500	121	138
Wisconsin	0	1	.000	52	78
Total	89	100	.471	2625	2594

### BIG WEST

Cal Poly	3	0	1.000	263	206
Cal State Fullerton	1	0	1.000	79	69
Cal State Northridge	3	0	1.000	305	232
Hawaii	0	4	.000	279	301
Long Beach State	3	5	.375	449	611
UC Irvine	7	0	1.000	591	521
UC Santa Barbara	5	4	.556	651	574
Total	22	13	.629	2617	2514

### COLONIAL ATHLETIC ASSOCIATION

Charleston	1	0	1.000	72	57
Drexel	1	0	1.000	65	48
Elon	1	0	1.000	107	69
Hofstra	1	0	1.000	96	77
Towson	1	0	1.000	93	83
UNC-Wilmington	1	1	.500	128	121
Total	6	1	.857	561	455

### CONFERENCE USA

Charlotte	2	0	1.000	144	127
Middle Tennessee	1	1	.500	202	164
North Texas	2	0	1.000	164	128
Old Dominion	0	1	.000	61	79
Rice	1	1	.500	169	160
Texas-El Paso	2	4	.333	407	448
Texas-San Antonio	4	0	1.000	390	312
Total	14	7	.667	1537	1418

### HORIZON

Detroit	1	1	.500	145	133
Illinois-Chicago	1	0	1.000	84	72
Wisconsin-Green Bay	1	2	.333	224	213
Wisconsin-Milwaukee	4	0	1.000	340	298
Valparaiso	1	0	1.000	93	53
Total	8	3	.727	886	769

### IVY

Dartmouth	1	0	1.000	83	65
Harvard	3	1	.750	287	249
Penn	2	0	1.000	158	117
Princeton	1	0	1.000	80	64
Yale	2	1	.667	189	165
Total	9	2	.818	797	660

### MAAC

Canisius	1	0	1.000	35	34
Quinnipiac	1	0	1.000	70	69
Total	2	0	1.000	105	103

### MID-AMERICAN

Buffalo	1	1	.500	153	112
Eastern Michigan	1	1	.500	174	190
Kent State	1	0	1.000	81	74
Miami-OH	1	0	1.000	67	65
Western Michigan	1	0	1.000	81	65
Total	5	2	.714	556	506

### MEAC

Coppin State	3	0	1.000	256	184
Florida A&M	1	0	1.000	83	59
Hampton	1	0	1.000	95	53
Maryland Eastern Shore	2	0	1.000	167	127
Norfolk State	2	0	1.000	143	116
North Carolina A&T	1	0	1.000	77	55
Savannah State	3	0	1.000	263	152
Total	13	0	1.000	1084	746

### MISSOURI VALLEY

Bradley	1	4	.200	362	396
Drake	3	3	.500	466	440
Evansville	1	0	1.000	97	66
Illinois State	1	1	.500	148	155
Indiana State	0	1	.000	67	72
Loyola (Ill.)	4	2	.667	421	406
Missouri State	2	0	1.000	147	127
Southern Illinois	0	1	.000	92	94
Wichita State	3	6	.333	604	645
Total	15	18	.455	2404	2401

### MOUNTAIN WEST

Air Force	25	3	.893	1971	1753
Colorado State	90	38	.703	6547	5638
Fresno State	2	0	1.000	121	107

Nevada	2	2	.500	271	216
New Mexico	8	7	.533	1067	1064
San Diego State	3	3	.500	437	450
San Jose State	2	1	.667	194	182
UNLV	1	4	.200	387	440
Utah State	19	6	.760	1237	1038
Wyoming	36	43	.456	3707	3701
Total	191	105	.645	15936	14589

### NORTHEAST

Central Connecticut	1	0	1.000	124	108
St. Francis Brooklyn	1	0	1.000	79	61
Wagner	1	0	1.000	74	66
Total	3	0	1.000	277	235

### OHIO VALLEY

Austin Peay	0	1	.000	86	91
Murray State	2	0	1.000	179	145
SE Missouri State	1	0	1.000	62	59
Tennessee State	3	0	1.000	281	198
UT Martin	1	0	1.000	91	65
Total	7	1	.875	699	558

### PAC-12

Arizona	14	19	.424	2266	2394
Arizona State	10	9	.526	1405	1368
Cal	17	15	.531	1987	2040
Oregon	11	8	.579	1346	1358
Oregon State	15	8	.652	1561	1474
Stanford	12	10	.545	1399	1303
UCLA	6	11	.353	1169	1244
USC	11	7	.611	1289	1238
Utah	28	23	.549	2748	2894
Washington	11	17	.393	1851	1907
Washington State	13	5	.722	1402	1218
Total	148	132	.529	18504	18507

### PATRIOT

American	1	0	1.000	88	51
Total	1	0	1.000	88	51

### SOUTHEASTERN

Alabama	0	1	.000	61	62
Auburn	3	0	1.000	259	215
Georgia	3	7	.300	685	716
Kentucky	0	1	.000	52	64
Missouri	55	96	.364	10420	11147
Tennessee	0	2	.000	132	151
Texas A&M	9	9	.500	1340	1313
Total	70	116	.376	12949	13668

### SOUTHERN

Citadel	1	0	1.000	89	61
Mercer	3	0	1.000	274	205
Wofford	3	0	1.000	214	177
Total	7	0	1.000	577	443

### SOUTHLAND

New Orleans	1	1	.500	159	99
Nicholls	1	0	1.000	85	68
Northwestern State	3	0	1.000	243	210
Sam Houston State	1	0	1.000	75	51
Stephen F. Austin	1	0	1.000	83	55
Total	7	1	.875	645	483

### SWAC

Alcorn State	1	0
--------------	---	---



## VS. RANKED TEAMS

### 1948-1949 None

### 1949-50 (0-3)

D 30	vs. #12 Kansas State	L	59-46
J 28	at #12 Kansas State	L	45-75
F 27	at #13 Kansas State	L	49-74

### 1950-1951 (0-3)

D 30	vs. #8 Missouri	L	54-62
J 27	at #9 Kansas State	L	42-63
F 3	vs. #7 Kansas State	L	45-60

### 1951-52 (2-5)

D 20	at #6 Bradley	L	58-66
F 2	at #3 Kansas State	L	40-92
F 4	at #8 Kansas	L	68-73
F 23	vs. #3 Kansas State	W	65-57
F 29	at #16 Wyoming	L	39-61
M 3	vs. #16 Wyoming	W	59-44
M 10	vs. #8 Kansas	L	55-72

### 1952-53 (1-3)

J 20	vs. #3 Kansas	W	72-68
F 21	vs. #12 Kansas State	L	56-81
F 28	vs. #12 Kansas State	L	69-88
M 2	at #3 Kansas	L	55-78

### 1953-54 (2-5)

D 12	vs. #8 Oklahoma State	L	55-58
D 14	vs. #8 Oklahoma State	L	57-70
D 26	vs. #3 Kansas	L	62-79
D 30	vs. #4 Washington	W	81-60
F 2	vs. #18 Kansas	W	70-62
M 1	at #18 Kansas	L	62-83
M 11	vs. #7 Bradley	L	64-76

### 1954-55 (CU ranked 15): (2-1)

M 10	vs. #16 Tulsa	W	69-59
M 19	vs. #1 San Francisco	L	50-62
M 21	vs. #5 Iowa	W	75-54

### 1955-56 (1-2)

D 12	#4 Iowa	W	60-57
D 29	vs. #6 Iowa	L	52-55
F 27	#20 Iowa State	L	62-79

### 1956-57 (1-4)

D 29	vs. #1 Kansas	L	54-80
F 4	at #8 Iowa State	L	71-72
F 11	#9 Iowa State	W	59-52
M 2	#2 Kansas	L	57-68
M 9	at #2 Kansas	L	63-78

### 1957-58 (0-5)

D 14	at #7 Michigan State	L	44-84
J 13	at #2 Kansas	L	46-67
F 1	at #4 Kansas State	L	54-83
F 10	#2 Kansas	L	51-60
F 15	#1 Kansas State	L	62-68

### 1958-59 (0-4)

D 19	at UCLA	L	48-58
D 20	at UCLA	L	54-56
D 30	vs. Kansas State	L	66-67
F 7	at Kansas State	L	59-70

### 1959-60 (0-2)

D 18	at #2 California	L	47-51
D 19	at #2 California	L	46-79

### 1960-61 (2-0)

D 12	#19 Illinois	W	90-81
F 13	#7 Kansas State	W	81-80

### 1961-62 (1-0)

J 6	#4 Kansas State	W	75-61
-----	-----------------	---	-------

### 1963-64 (1-1)

D 2	at #5 Wichita State	L	61-71
D 16	at #4 Arizona State	W	93-70

### 1965-66 (1-2)

F 21	#9 at Nebraska	L	63-70
M 5	#9 Nebraska	W	95-88
M 7	#6 at Kansas	L	65-85

### 1966-67 (1-2)

D 19	#10 at Cincinnati	L	64-66
J 17	#7 Kansas	W	62-59
M 6	#4 at Kansas	L	59-66

### 1968-69 (2-2)

D 16	#5 New Mexico	W	79-72
D 29	#8 vs. Kansas (at KC)	L	55-60
F 1	#15 at Kansas	L	70-80
(CU ranked #17)			
M 1	#13 Kansas	W	75-67

### 1969-70 (1-2)

D 5	#16 at USC	L	74-88
(CU ranked #10)			
F 7	#18 Kansas State	W	72-59
F 26	#17 at Kansas State	L	69-79

### 1970-71 (0-2)

F 8	#5 at Kansas	L	67-91
F 27	#5 Kansas	L	65-66

### 1971-72 (0-2)

J 29	vs. #20 Missouri	L	67-79
F 19	at #15 Missouri	L	52-59

### 1972-73 (2-5)

D 4	vs. #15 Houston	L	72-77
D 11	vs. #7 Long Beach St.	L	69-93
D 27	vs. #7 Missouri (KC)	L	78-98
J 15	at #5 Missouri	W	81-79 (ot)
F 10	vs. #18 Kansas State	L	62-81
F 17	vs. #12 Missouri	W	77-68 (ot)
M 10	at #11 Kansas State	L	66-76

### 1973-74 (1-5)

D 3	vs. #15 Arizona	L	76-91
D 5	vs. #12 L Beach St	W	73-71
D 8	vs. #19 UNLV	L	81-86
D 29	vs. #18 Kansas State	L	82-84
F 4	at #18 Kansas	L	66-81
M 2	vs. #15 Kansas	L	68-70

### 1974-75 (0-2)

D 21	at #13 Arizona	L	63-84
J 29	at #20 Kansas	L	59-81

### 1975-76 (0-2)

F 7	#13 Missouri	L	78-98
M 6	at #15 Missouri	L	60-95

### 1976-77 (0-1)

J 3	#11 at UNLV	L	91-113
-----	-------------	---	--------

### 1977-78 (0-4)

D 6	#6 at UCLA	L	70-104
J 28	#8 at Kansas	L	56-85
F 25	#6 Kansas	L	60-70
F 28	#5 at Kansas	L	66-82

### 1978-79 (0-1)

D 30	#18 Kansas (Kansas City)	L	66-72
------	--------------------------	---	-------

### 1979-80 (0-2)

J 23	#10 at Missouri	L	45-78
F 13	#14 Missouri	L	68-83

### 1981-82 (0-4)

J 9	#4 MISSOURI	L	50-72
F 3	#1 at Missouri	L	54-80
F 6	#19 at Kansas State	L	58-65
M 2	#5 at Missouri	L	60-72

### 1982-83 (0-3)

F 2	#10 MISSOURI	L	65-68 (2ot)
F 23	#15 at Missouri	L	53-88
M 8	#12 at Missouri	L	73-88

### 1983-84 (0-3)

D 19	#18 at Iowa	L	56-72
J 18	#20 OKLAHOMA	L	89-100 (2ot)
M 9	#6 Oklahoma (Kansas City)	L	78-90

### 1984-85 (0-4)

J 26	#15 KANSAS	L	68-70
J 29	#7 OKLAHOMA	L	71-90
F 4	#19 at Kansas	L	69-88
F 20	#5 at Oklahoma	L	80-110

### 1985-86 (0-4)

J 15	#7 OKLAHOMA	L	82-94
F 5	#6 at Kansas	L	64-100
F 15	#8 at Oklahoma	L	73-117
F 19	#3 KANSAS	L	74-79

## 1986-87 (1-5)

D 13	#14 at Kansas	L	56-59
J 27	#10 OKLAHOMA	L	62-87
J 31	#11 at Illinois	L	65-69
F 18	#13 at Oklahoma	L	84-108
F 25	#16 KANSAS	W	66-56
M 6	#19 Missouri (Kansas City)	L	59-65

## 1987-88 (1-5)

D 2	#10 Wyoming	L	68-100
D 7	#11 at Purdue	L	54-72
J 20	#11 Oklahoma	L	76-96
F 24	#15 MISSOURI	W	87-78
F 27	#4 at Oklahoma	L	84-134
M 11	#4 Oklahoma (Kansas City)	L	66-99

## 1988-89 (0-5)

J 7	#11 MISSOURI	L	75-84
J 21	#17 KANSAS	L	74-89
J 25	#4 at Oklahoma	L	86-122
F 18	#1 OKLAHOMA	L	88-106
M 4	#7 at Missouri	L	65-66
M 10	#2 Oklahoma (Kansas City)	L	87-95(2ot)

## 1989-90 (1-8)

D 30	#24 North Carolina (Denver)	L	101-106
J 6	#6 OKLAHOMA	L	61-66
J 27	#1 MISSOURI	L	89-104
J 31	#2 at Kansas	L	69-90
F 4	#1 at Missouri	L	69-93
F 16	#11 at Oklahoma	L	64-86
F 21	#2 KANSAS	L	71-103
M 9	#6 Missouri (Kansas City)	W	92-88 (ot)
M 11	#1 Oklahoma (Kansas City)	L	80-92

## 1990-91 (2-5)

J 12	#12 at Oklahoma	L	97-113
J 22	#14 NEBRASKA	W	86-69
J 26	#24 at Kansas	L	62-95
F 9	#15 at Nebraska	L	72-86
F 20	#8 KANSAS	W	79-71
F 24	#16 at Oklahoma State	L	67-79
M 8	#12 *Kansas	L	76-82

(\* Big 8 Tournament Kansas City, Mo.)

## 1991-92 (3-6)

J 4	#8 at North Carolina	L	64-85
J 18	#6 KANSAS	L	80-81
J 25	#12 at Missouri	L	52-69
F 5	#21 OKLAHOMA	W	70-68 (ot)
F 12	#2 OKLAHOMA STATE	W	57-53
F 19	#9 MISSOURI	W	77-60
F 29	#25 at Nebraska	L	70-84
M 4	#12 at Oklahoma State	L	63-69
M 13	#3 *Kansas	L	66-94

(\* Big 8 Tournament Kansas City, Mo.)

## 1992-93 (0-5)

D 28	#4 Indiana	L	65-85
J 23	#1 KANSAS	L	51-82
J 30	#20 at Oklahoma	L	70-94
F 27	#7 at Kansas	L	68-72
M 13	#7 *Kansas	L	65-82

(\$ Hoosier Classic)

(\* Big 8 Tournament Kansas City, Mo.)

## 1993-94 (0-7)

J 15	#25 MISSOURI	L	72-80
J 29	#3 KANSAS	L	53-87
F 9	#15 at Missouri	L	70-82
F 21	#24 OKLAHOMA STATE	L	56-73
F 26	#10 at Kansas	L	62-106
M 5	#21 at Oklahoma State	L	68-83
M 11	#3 *Missouri	L	62-64

(\* Big 8 Tournament Kansas City, Mo.)

## 1994-95 (2-4)

J 7	#16 IOWA STATE	W	71-57
J 21	#7 KANSAS	L	77-91
J 26	#20 at Missouri	L	80-85
J 31	#3 at Kansas	L	77-99
F 18	#21 at Iowa State	L	68-108
M 1	#19 MISSOURI	W	81-76

## 1995-96 (0-5)

D 28	#10 IOWA	L	85-100
J 20	#3 KANSAS	L	78-80
F 14	#4 at Kansas	L	70-85
M 2	#23 at Iowa State	L	65-74
M 8	#5 *Kansas	L	55-88

(\* Big 8 Tournament Kansas City, Mo.)

## 1996-97 (2-4)

J 11	#20 at Texas Tech	W	80-78
J 18	#8 IOWA STATE	W	70-45
J 26	#1 KANSAS	L	68-77
F 15	#1 at Kansas	L	74-114
F 26	#13 at Iowa State	L	54-65
M 15	#4 %N. CAROLINA	L	56-73

(%-NCAA Tournament, Winston-Salem, N.C.)

## 1997-98 (0-3)

D 9	#23 GEORGIA	L	73-84
J 7	#4 at Kansas	L	62-111
F 1	#4 KANSAS	L	72-81

## 1998-99 (0-4)

N 26	#4 ^Kentucky	L	52-64
N 27	#10 ^Xavier	L	64-74
J 30	#22 at Kansas	L	74-77
M 5	#22 *Texas	L	76-82

(^ Puerto Rico Shootout)

(\* Big 12 Tournament Kansas City, Mo.)

## 1999-2000 (2-5)

J 8	#9 KANSAS	L	69-84
J 19	#17 OKLAHOMA	W	88-80
J 24	#12 at Kansas	L	74-89
J 29	#17 at Texas	L	65-75
F 19	#14 IOWA STATE	W	102-90 (ot)
M 1	#13 at Oklahoma State	L	60-96
M 10	#13 *Texas	L	35-78

(\* Big 12 Tournament Kansas City, Mo.)

## 2000-01 (0-5)

J 16	#23 at Iowa State	L	68-84
J 22	#5 KANSAS	L	75-85
J 31	#15 IOWA STATE	L	61-71
F 21	#11 at Kansas	L	79-91
F 28	#17 at Oklahoma	L	67-86

## 2001-02 (0-8)

N 25	#19 at St. Joseph's	L	75-81
J 5	#2 KANSAS	L	85-97
J 19	#17 at Missouri	L	77-92
J 26	#11 at Oklahoma State	L	55-64
F 2	#2 at Kansas	L	73-100
F 16	#25 TEXAS TECH	L	79-97
M 2	#5 OKLAHOMA	L	71-82
M 8	#1 vs. *Kansas	L	73-102

(\* Big 12 Tournament Kansas City, Mo.)

## 2002-03 (4-4)

J 11	#9/9 at Oklahoma	L	54-69
J 22	#6/6 KANSAS	W	60-59
F 1	#25/25 at Missouri	L	70-73
F 4	#3/3 TEXAS	W	93-80
F 19	#6/6 at Kansas	L	87-94
F 22	nr/22 MISSOURI	W	89-68
M 5	#20/18 OKLAHOMA ST.	W	68-56
M 14	6/6 *vs. Oklahoma	L	59-74

(\* Big 12 Tournament Dallas, Texas)

## 2003-04 (1-4)

J 5	#13/13 KANSAS	L	62-77
J 21	#24/25 at Oklahoma St.	L	62-71
J 25	#12/10 at Kansas	L	57-78
F 4	#11/14 at Texas	L	63-76
F 18	#22/23 TEXAS TECH	W	85-75

## 2004-05 (1-4)

J 15	#2/2 KANSAS	L	61-76
J 30	#9/9 OKLAHOMA ST.	L	86-104
F 8	#23/22 TEXAS	W	88-79
F 12	#3/3 at Kansas	L	60-89
M 11	#6/11 vs. Oklahoma State	L	85-87

## 2005-06 (1-2)

J 7	#15/16 at Texas	L	64-89
F 15	#18/19 OKLAHOMA	W	84-75
M 1	#19/22 at Kansas	L	54-75

## 2006-07 (1-3)

J 13	#8/9 TEXAS A&M	L	69-87
J 27	#8/8 at Kansas	L	74-97
F 3	#12/14 OKLAHOMA ST.	W	89-77
F 14	#9/8 KANSAS	L	46-75

## 2007-08 (0-4)

J 12	#11/10 at Texas A&M	L	69-86
J 19	#19/19 at Texas	L	67-69
F 2	#2/2 KANSAS	L	59-72
F 16	#3/3 at Kansas	L	45-69

## 2008-09 (0-2)

F 7	#2/2 at Oklahoma	L	72-77
F 21	#11/10 MISSOURI	L	53-66

## 2009-10 (1-5)

J 9	#2/2 at Texas	L	86-103
J 12	#22/24 BAYLOR	W	78-71
J 16	#13/12 KANSAS STATE	L	81-87
F 3	#1/1 KANSAS	L	66-72 (ot)
F 13	#9/9 at Kansas State	L	51-68
F 20	#1/1 at Kansas	L	74-94



## 2010-11 (4-5)

J 8	#9/8 MISSOURI	W	89-76
J 12	#21/20 at Kansas State	W	74-66
J 25	#6/6 KANSAS	L	78-82
F 5	#14/15 at Missouri	L	73-89
F 9	#22/22 TEXAS A&M	L	70-73 (ot)
F 19	#1/1 at Kansas	L	63-89
F 26	#5/5 TEXAS	W	91-89
M 10	#19/23 vs. Kansas State	W	87-75
M 11	#2/2 vs. Kansas	L	83-90

## 2011-12 (1-1)

M 15	#23/25 vs. UNLV	W	68-64
M 17	#9/10 vs. Baylor	L	63-80

## 2012-13 (4-3)

N 16	#16/17 vs. Baylor	W	60-58
D 8	#9/9 at Kansas	L	54-90
J 3	#3/3 at Arizona	L	83-92 (ot)
F 7	at #19/19 OREGON	W	48-47
F 14	#9/9 ARIZONA	W	71-58
M 7	#19/25 at Oregon	W	76-53
M 14	18/18 vs. Arizona	L	69-79

## 2013-14 (2-6)

N 8	#25/RV vs. Baylor	L	60-72
D 7	#6/7 KANSAS	W	75-72
D 21	#7/7 vs. Oklahoma St.	L	73-78
J 5	#10/9 OREGON	W	100-91
J 16	#25/25 UCLA	L	56-69
J 23	#1/1 at Arizona	L	57-69
F 22	#4/4 ARIZONA	L	61-88
M 14	#4/4 vs. Arizona	L	43-63

## 2014-15 (0-4)

J 7	#9/11 at Utah	L	49-74
J 15	#10/9 at Arizona	L	54-68
F 7	#13/11 UTAH	L	51-79
F 26	#7/7 ARIZONA	L	54-82

## 2015-16 (1-5)

N 13	#7/7 vs. Iowa State	L	62-68
D 23	#18/- vs. SMU	L	66-70
F 4	#16/17 at Oregon	L	56-76
F 24	#9/10 ARIZONA	W	75-72
M 5	#13/13 at Utah	L	55-57
M 10	#15/14 vs. Arizona	L	78-82

## 2016-17 (3-5)

N 22	#22/21 vs. Texas	W	68-54
D 7	#13/14 XAVIER	W	68-66
J 7	#17/17 at Arizona	L	73-82
J 12	#4/4 UCLA	L	89-104
J 15	#25/25 USC	L	68-71
J 28	#10/10 OREGON	W	74-65
F 18	#7/8 at Oregon	L	73-101
M 9	#7/7 vs. Arizona	L	78-92

## 2017-18 (2-4)

D 9	#13/14 at Xavier	L	69-96
J 4	#4/6 ARIZONA STATE	W	90-81 (ot)
J 6	#14/16 ARIZONA	W	80-77
J 25	#11/12 at Arizona	L	71-80
J 27	#21/20 at Arizona State	L	66-80
M 8	#15/17 vs. Arizona	L	67-83

## 2018-19 None

Rankings listed as AP/USA Today Coaches

## CU ALL-TIME IN AP POLLS

- AP ranked for six-straight weeks in 2013-14, with a high of #15 on Jan. 6.
- CU was ranked in the Coaches' Poll 5-straight weeks (No. 17 the highest).
- CU has been ranked in 34 polls all-time.
- A top 10 ranking nine times.
- Highest ranking was No. 6, Dec. 18, 1963, the third poll of that season.
- Consecutive weeks ranked: 10 — last 7 polls of 1969, first three of 1970; in one season - 8; last 8 polls of the 1997 season.
- Most times ranked in one season — 8 in 1997; 7 in 1969; 6 in 1963.
- The AP poll was 20 teams from 1949-60, 10 teams from 1961-68 and back to 20 from 1969-1989, then 25 since 1990.

## NATIONAL RANKINGS

### ASSOCIATED PRESS

#### 1952-53

No. 18 Dec. 23

#### 1954-55

No. 15 Final

#### 1960-61

No. 15 Dec. 20

#### 1961-62

No. 9 Feb. 20  
No. 9 Feb. 27  
No. 9 Final

#### 1962-63

No. 8 Dec. 11  
No. 6 Dec. 18  
No. 8 Jan. 29  
No. 7 Feb. 5  
No. 7 Feb. 12  
No. 10 Final

#### 1968-69

No. 20 Jan. 14  
No. 17 Jan. 21  
No. 17 Jan. 28  
No. 20 Feb. 4  
No. 14 Feb. 11  
No. 18 Feb. 18  
No. 18 Final

#### 1969-70

No. 10 Preseason  
No. 17 Dec. 9  
No. 16 Dec. 16  
No. 20 Dec. 30

#### 1996-97

No. 18 Jan. 21  
No. 18 Jan. 28  
No. 15 Feb. 4  
No. 15 Feb. 11  
No. 21 Feb. 18  
No. 19 Feb. 25  
No. 18 Mar. 4  
No. 24 Final

#### 2012-13

No. 23 Nov. 19-25  
No. 19 Nov. 26-Dec. 2

#### 2013-14

No. 21 Dec. 9-15  
No. 20 Dec. 16-22  
No. 21 Dec. 23-29  
No. 20 Dec. 30-Jan. 5  
No. 15 Jan. 6-12  
No. 21 Jan. 13-19

### UNITED PRESS INTERNATIONAL

1954-55 #11 1962-63 #9  
1961-62 #8 1968-69 #14 (tied)

### USA TODAY/COACHES POLL

#25: Jan. 30-Feb. 5, 2006  
#25: Feb. 6-12, 2006  
#19: Nov. 26-Dec. 2, 2012  
#24: Dec. 16-22, 2013  
#24: Dec. 23-29, 2013  
#24: Dec. 30-Jan. 5, 2014  
#17: Jan. 6-12, 2014  
#22: Jan. 13-19, 2014

## MILESTONE VICTORIES

Victory No.	Date	Opponent (score)
1	Jan. 10, 1902	State Prep School (34-10)
50	Feb. 22, 1912	Wyoming (52-17)
100	Mar. 13, 1920	at Denver (27-10)
150	Feb. 07, 1929	at Denver (36-34)
200	Feb. 21, 1934	Colorado College (29-18)
250	Feb. 24, 1939	at Utah (48-46)
300	Jan. 26, 1945	Utah State (62-32)
350	Feb. 06, 1950	Kansas (50-48 ot)
400	Feb. 28, 1955	at Missouri (66-57)
450	Feb. 21, 1959	at Iowa State (75-63)
500	Dec. 07, 1962	UCLA (82-60)
550	Dec. 20, 1965	*Arizona (77-73 3 ot)
600	Feb. 10, 1969	Oklahoma (92-69)
650	Feb. 19, 1973	Kansas (72-66)
700	Dec. 09, 1978	Southern Methodist (72-70)
750	Jan. 6, 1982	Wisconsin-Parkside (95-77)
800	Dec. 28, 1985	at Texas Tech (70-62)
850	Feb. 16, 1991	at Iowa State (84-78)
900	Feb. 22, 1995	Washington (67-64)
950	Nov. 20, 1998	Elon College (107-69)
1000	Nov. 19, 2001	Regis (77-56)
1050	Feb. 28, 2004	at Texas A&M (76-70)
1100	Jan. 4, 2008	SMU (63-52)
1150	Mar. 16, 2011	Texas Southern (88-74)
1200	Nov. 16, 2013	Jackson State (94-70)
1250	Jan. 17, 2016	Oregon (91-87)

\*Sun Devil Classic at Tempe, Ariz.

### Undefeated Seasons at Home (Balch Fieldhouse)

**1968-69:** 12-0 (Sox Walseth Big Eight Coach of the Year)

**1966-67:** 11-0

**1962-63:** 12-0 (Sox Walseth Big Eight Coach of the Year)

**1961-62:** 11-0 (Sox Walseth Big Eight Coach of the Year)

**1937-38:** 10-0

**Balch Fieldhouse Record (1937-1979):** 298-115 (.722)  
(41 years; no season in 1942-43 & 1943-44, WWII)

### Milestone Victories on the Road

Victory No.	Date	Opponent (score)
1	Feb. 2, 1902	at Denver Turn Verein (49-13)
50	Mar. 13, 1920	at Denver (27-10)
100	Jan. 5, 1937	at Colorado Mines (51-14)
150	Dec. 8, 1947	at Colorado State (60-49)
200	Feb. 17, 1962	at Kansas (65-61)
250	Nov. 28, 1980	at New Mexico (77-65)
300	Feb. 26, 2002	at Texas A&M (92-77)
325	Jan. 12, 2011	at Kansas State (74-66)
350	Jan. 24, 2019	at California (68-59)

### Milestone Big Seven/Eight Victories

Victory No.	Date	Opponent (score)
1	Feb. 7, 1948	at Iowa State (33-32)
50	Mar. 5, 1945	Oklahoma (67-66)
100	Jan. 14, 1963	Kansas State (70-53)
150	Feb. 17, 1969	Oklahoma State (73-66)
200	Jan. 24, 1979	Missouri (82-69)
250	Mar. 7, 1992	Iowa State (87-83)
262	Feb. 28, 1996	Nebraska (74-68)

### Milestone Big Seven/Eight Victories in Boulder

Victory No.	Date	Opponent (score)
1	Feb. 16, 1948	Oklahoma (56-54)
50	Feb. 15, 1960	Missouri (63-62)
100	Mar. 1, 1969	Kansas (75-67)
150	Feb. 21, 1981	Kansas (53-50)
190	Feb. 11, 1995	Kansas State (84-68)
195	Feb. 28, 1996	Nebraska (74-68)

### Milestone Victories in Boulder

Victory No.	Date	Opponent (score)
1	Jan. 10, 1902	State Prep School (34-10)
50	Mar. 10, 1920	Colorado College (34-10)
100	Jan. 5, 1934	Colorado Mines (18-17)
150	Jan. 16, 1942	Utah State (49-31)
200	Dec. 15, 1952	Washington State (76-46)
250	Feb. 8, 1960	Oklahoma State (48-40)
300	Dec. 1, 1965	Texas Tech (86-77)
350	Jan. 23, 1971	Iowa State (95-82)
400	Feb. 15, 1978	Missouri (69-63)
450	Dec. 18, 1982	Cincinnati (79-65)
500	Dec. 6, 1988	Utah (68-65)
550	Dec. 30, 1993	Maryland-Eastern Shore (75-62)
600	Nov. 22, 1998	Stephen F. Austin (83-55)
650	Jan. 22, 2003	Kansas (60-59)
700	Jan. 4, 2008	SMU (63-52)
750	Jan. 7, 2012	Washington State (71-60)
800	Dec. 2, 2015	Fort Lewis (95-71)
850	Mar. 19, 2019	Dayton (78-73)

### Milestone Big Seven/Eight Victories (Road)

Victory No.	Date	Opponent (score)
1	Feb. 7, 1948	at Iowa State (33-32)
25	Mar. 5, 1960	at Oklahoma State (41-39)
50	Jan. 11, 1969	at Oklahoma State (78-68)
69	Feb. 7, 1996	at Kansas State (64-63, ot)

### Milestone Victories at Neutral Sites

Victory No.	Date	Opponent (score)
1	Mar. 14, 1938	New York University (48-47) at NYC
25	Dec. 30, 1961	Oklahoma State (76-67) at KC
50	Dec. 27, 1975	Oklahoma (61-59) at KC
75	Nov. 29, 1996	Auburn (78-72, ot) at Hawaii
100	Mar. 7, 2012	Utah (53-41) at Los Angeles

### Milestone Big 12 Victories

Victory No.	Date	Opponent (score)
1	Jan. 4, 1997	Nebraska (79-73)
25	Feb. 27, 1999	Kansas State (69-60)
50	Mar. 5, 2003	Oklahoma State (68-56)
75	Jan. 17, 2007	Iowa State (74-65)
95	Mar. 5, 2011	Nebraska (67-57)

### Milestone Big 12 Victories in Boulder

Victory No.	Date	Opponent (score)
1	Jan. 4, 1997	Nebraska (79-73)
25	Mar. 4, 2000	Texas Tech (88-67)
50	Jan. 22, 2003	Kansas (60-59)
75	Jan. 27, 2009	Iowa State (55-49)
86	Mar. 5, 2011	Nebraska (67-57)

### Milestone Big 12 Victories on the Road

Victory No.	Date	Opponent (score)
1	Jan. 7, 1997	Missouri (87-78)
24	Feb. 23, 2011	Texas Tech (71-68)

### Milestone Pac-12 Victories on the Road

Victory No.	Date	Opponent (score)
1	Jan. 26, 2012	USC (74-50)

### Milestone Pac-12 Victories at Home

Victory No.	Date	Opponent (score)
1	Jan. 5, 2012	Washington (87-69)
25	Feb. 15, 2015	Stanford (64-58)
50	Feb. 13, 2019	Arizona State (77-73)



# SEASON BY SEASON

*McKinley Wright IV*

*Guard*



## 1901-02

### 1901-02 (3-1) Coach: None

J 10 STATE PREP SCHOOL	W 34-10
J 17 STATE PREP SCHOOL	L 9-10
F 2 at Denver Turn Verein	W 49-13
F 10 at Denver Wheel	W 27-11

### 1902-03 (2-4) Coach: None

J 29 at Denver	W 54-17
F 5 NEBRASKA	L 12-28
M 17 at Latter Day Saints (SLC)	L 9-11
M 28 BRIGHAM YOUNG COLLEGE	L 15-23
A 1 at Latter Day Saints (SLC)	L 13-18
A 2 BYU	W 16-10

### 1903-04 (4-3) Coach: None

J 7 at Cheyenne	L 19-25
J 9 H.W.C.	L 15-23
J 16 at Tritch	W 35-18
F 4 at All-Stars	W 33-25
F 6 DENVER	L 11-16
F 11 COLORADO COLLEGE	W 29-25
F 27 at Colorado College	W 21-20

### 1904-05 (3-2) Coach: None

N 25 VICTORS	L 19-38
J 14 H.W.C.	L 19-24
J 21 at Greeley High	W 41-17
F 4 at Cheyenne Business	W 37-24
F 10 at Cheyenne Business	W 16-10

### 1905-06 (6-5) Coach: None

D 9 at Denver	W 46-34
J 20 HIGHLAND WHEEL	L 24-27
J 25 CHEYENNE BUSINESS	W 30-23
J 26 LONGMONT YMCA	L 11-12
F 3 CHICAGO METEORS	L 28-31
F 10 at Victors	W 30-23
F 17 at Colorado Mines	W 43-26
M 2 COLORADO STATE	W 42-23
M 7 at Red Men	L 21-25
M 9 COLORADO MINES	L 23-62
M 13 SIOUX CITY YMCA	W 64-26

### 1906-07 (6-4) Coach: Frank Castleman

J 11 at Colorado State	W 34-15
J 19 at Denver	W 32-17
J 25 DENVER	W 26-21
J 29 EVANSTON UNIVERSITY	L 21-36
J 30 EVANSTON UNIVERSITY	W 28-27
F 1 at Colorado State	L 21-31
F 8 COLORADO STATE	L 18-32
F 23 VICTORS	L 18-38
F 24 VICTORS	W 42-33
M 8 at Colorado Mines	W 41-29

### 1907-08 (6-6) Coach: Frank Castleman

D 31 at Colorado State	L 21-29
J 6 at Company F	W 36-14
J 9 ARCTICS (Alaska)	L 39-55
J 14 WYOMING	W 57-23
J 17 LONGMONT A.C.	W 29-28
J 24 at Greeley Arrows	W 36-31
F 1 MUSCATINE (Iowa)	L 30-49
F 7 at Colorado State	W 43-27
F 19 DENVER	W 26-9
F 25 at Denver	L 22-30
F 28 at Colorado Mines	L 29-50
M 6 COLORADO MINES	L 16-39

## SEASON-BY-SEASON RESULTS

### 1908-09 (4-3) Coach: Frank Castleman

J 29 DENVER YMCA	W 26-24
F 12 at Colorado Mines	L 16-39
F 25 at Westminster	W 61-38
F 26 COLORADO MINES	W 39-35
F 27 at Denver YMCA	L 23-44
M 4 WESTMINSTER	W 71-11
M 5 at Greeley Pioneers	L 34-45

### 1909-10 (7-5, 3-1) Coach: Frank Castleman

D 17 at Greeley Arrows	L 35-45
D 27 at Leadville H.S.	W 76-10
D 28 at Grand Junction YMCA	W 71-12
D 29 at Lehi (Utah)	L 29-52
J 1 at Salt Lake YMCA	L 15-58
J 2 at Salt Lake YMCA	W 50-29
J 3 at Weber State A.C.	W 45-24
J 28 GREELEY ARROWS	L 35-45
F 5 *at Colorado State	W 34-31
F 11 *COLORADO MINES	W 42-38
F 19 *COLORADO STATE	W 41-30
F 22 *at Colorado Mines	L 21-36

\*Rocky Mountain Conference

### 1910-11 (4-2, 2-2) Coach: Frank Castleman

J 20 *at Colorado Mines	L 23-26
F 3 *COLORADO STATE	W 35-20
F 10 *at Colorado State	W 33-17
F 11 at Wyoming	W 27-26
F 17 *COLORADO MINES	L 23-38
F 25 WYOMING	W 65-12

\*Rocky Mountain Conference

### 1911-12 (5-2, 2-2) Coach: Frank Castleman

J 27 *COLORADO MINES	L 26-32
F 2 *at Colorado State	W 23-21
F 3 at Wyoming	W 34-20
F 13 *COLORADO STATE	W 32-26
F 16 at Colorado Mines	W 27-26
F 22 WYOMING	W 52-17
F 28 *at Colorado Mines	L 24-26

\*Rocky Mountain Conference

### 1912-13 (7-4, 5-1) Coach: John McFadden

J 27 at Wyoming	W 32-17
F 1 *at Colorado Mines	W 28-23
F 7 *at Colorado State	W 42-32
F 11 *at Denver	W 24-9
F 15 WYOMING	W 45-17
F 22 *COLORADO STATE	W 22-17
F 25 *DENVER	W 26-12
F 28 *COLORADO MINES	L 20-21
M 13 at Utah	L 10-39
M 14 at Utah	L 23-34
M 15 at Utah	L 16-39

\*Rocky Mountain Conference

### 1913-14 (3-5, 3-3) Coach: John McFadden

J 31 *at Colorado Mines	W 38-22
F 6 *DENVER	W 48-24
F 14 *at Colorado State	L 34-43
F 21 *at Denver	W 29-19
F 28 *COLORADO STATE	L 23-26
M 7 *COLORADO MINES	L 23-24
M 12 UTAH	L 18-43
M 13 UTAH	L 11-30

\*Rocky Mountain Conference

<b>1901-02: 3-1</b>	<b>1904-05: 3-2</b>	<b>1907-08: 6-6</b>	<b>1910-11: 4-2</b>	<b>1913-14: 3-5</b>	<b>1916-17: 6-2</b>	<b>1919-20: 6-4</b>
Home: 1-1	Home: 0-2	Home: 3-3	Home: 2-1	Home: 1-4	Home: 3-1	Home: 5-2
Road: 2-0	Road: 3-0	Road: 3-3	Road: 2-1	Road: 2-1	Road: 3-1	Road: 1-2
<b>1902-03: 2-4</b>	<b>1905-06: 6-5</b>	<b>1908-09: 4-3</b>	<b>1911-12: 5-2</b>	<b>1914-15: 4-6</b>	<b>1917-18: 9-2</b>	<b>1920-21: 8-0</b>
Home: 1-2	Home: 3-4	Home: 3-0	Home: 2-1	Home: 2-3	Home: 8-1	Home: 3-0
Road: 1-2	Road: 3-1	Road: 1-3	Road: 3-1	Road: 2-3	Road: 1-1	Road: 5-0
<b>1903-04: 4-3</b>	<b>1906-07: 6-4</b>	<b>1909-10: 7-5</b>	<b>1912-13: 7-4</b>	<b>1915-16: 6-2</b>	<b>1918-19: 8-1</b>	<b>1921-22: 3-5</b>
Home: 1-2	Home: 3-3	Home: 2-1	Home: 3-1	Home: 4-1	Home: 3-0	Home: 1-3
Road: 3-1	Road: 3-1	Road: 5-4	Road: 4-3	Road: 2-1	Road: 5-1	Road: 2-2

### 1914-15 (4-6, 3-5) Coach: James Ashmore

J 16 at Wyoming	L 31-32
J 23 *COLORADO STATE	W 30-26
J 30 *at Colorado College	W 37-23
F 3 *DENVER	L 26-31
F 10 *at Colorado State	L 21-39
F 13 WYOMING	W 35-27
F 16 *at Colorado Mines	W 28-18
F 19 *at Denver	L 14-22
F 26 *COLORADO COLLEGE	L 21-30
M 3 *COLORADO MINES	L 21-41

\*Rocky Mountain Conference

### 1915-16 (6-2, 6-2) Coach: James Ashmore

F 8 *COLORADO STATE	W 37-23
F 10 *COLORADO MINES	W 32-30
F 18 *DENVER	L 12-18
F 21 *COLORADO MINES	W 37-10
F 26 *at Colorado College	W 24-22
M 3 *COLORADO COLLEGE	W 26-20
M 9 *at Denver	L 18-19
M 11 *at Colorado State	W 27-20

\*Rocky Mountain Conference

### 1916-17 (6-2, 6-2) Coach: James Ashmore

J 26 *at Colorado Mines	W 37-14
F 6 COLORADO STATE	W 33-24
F 10 *COLORADO MINES	W 32-11
F 13 *at Colorado State	W 35-21
F 17 *COLORADO COLLEGE	L 22-27
F 24 *at Denver	W 22-20
M 5 *at Colorado College	L 21-26
M 9 *DENVER	W 31-9

\*Rocky Mountain Conference

### 1917-18 (9-2, 5-1) Coach: M.C. Evans

J 18 WYOMING	W 35-14
J 25 NORTHERN COLORADO	W 35-20
F 5 *COLORADO STATE	W 33-24
F 8 *DENVER	W 25-18
F 15 *COLORADO MINES	W 27-21
F 16 *COLORADO STATE	W 35-21
M 1 *at Denver	L 11-19
M 6 *at Colorado Mines	W 50-19
M 21 UTAH	L 19-31
M 22 UTAH	W 24-15
M 23 at Utah	W 29-25 OT

\*Rocky Mountain Conference

### 1918-19 (8-1, 7-1) Coach: Joe Mills

F 1 at Northern Colorado	W 26-17
F 11 *at Colorado Mines	W 30-19
F 14 *DENVER	W 24-13
F 21 *at Colorado State	W 37-20
F 29 *at Colorado College	L 27-30
M 7 *at Denver	W 30-23
M 14 *at Colorado Mines	W 48-30
M 21 *COLORADO STATE	W 48-31
M 29 *COLORADO COLLEGE	W 32-18

\*Rocky Mountain Conference

### 1919-20 (6-4, 5-2) Coach: Joe Mills

J 16 NEBRASKA	L 16-27
J 17 NEBRASKA	L 17-24
J 24 COLORADO STATE	W 28-21
J 31 *at Colorado Mines	L 20-30
F 28 *COLORADO STATE	W 36-18
M 1 *DENVER	W 24-8
M 10 *COLORADO COLLEGE	W 34-10
M 13 *at Denver	W 27-10
M 19 *COLORADO MINES	W 27-19
M 20 *at Colorado College	L 20-22

\*Rocky Mountain Conference

### 1920-21 (8-0, 6-0) Coach: Joe Mills

J 27 at Colorado State	W 37-21
F 2 at Colorado Mines	W 30-28
F 5 *COLORADO COLLEGE	W 32-36
F 11 *at Denver	W 25-14
F 12 *at Colorado College	W 39-30
F 22 *COLORADO MINES	W 33-23
F 26 *COLORADO STATE	W 40-22
M 5 *at Denver	W 26-14

\*Rocky Mountain Conference

### 1921-22 (3-5, 3-5) Coach: Joe Mills

J 10 *COLORADO STATE	W 24-20
J 14 *at Denver	W 32-19
J 17 *COLORADO MINES	L 31-32
J 20 *DENVER	L 19-23
J 23 *at Colorado College	L 33-36
J 27 *at Colorado Mines	L 26-50
F 3 *at Colorado State	W 22-8
F 7 *COLORADO COLLEGE	L 25-42

\*Rocky Mountain Conference



Frank R. Castleman  
1907-12



John McFadden  
1913-14



James N. Ashmore  
1915-17



Melbourne C. Evans  
1918



Joe Mills  
1919-24



Henry P. Iba  
1934



Earl "Dutch" Clark  
1935



## 1922-1938

### 1922-23 (1-7, 1-5) Coach: Joe Mills

J 20 NORTHERN COLORADO	L 25-27
J 26 at Northern Colorado	L 24-30
F 9 *DENVER	L 25-27
F 10 *at Denver	W 24-17
F 16 *COLORADO COLLEGE	L 22-31
F 20 *COLORADO MINES	L 21-39
F 22 *at Colorado Mines	L 9-43
M 2 *at Colorado College	L 22-30
*Rocky Mountain Conference	

### 1923-24 (4-7, 3-5) Coach: Joe Mills

J 11 NORTHERN COLORADO	L 20-21
J 19 at Northern Colorado	L 15-19
J 25 *at Colorado State	L 14-22
F 1 *COLORADO MINES	W 49-24
F 8 *DENVER	L 19-20
F 9 *at Denver	W 28-25
F 13 MONTANA STATE	W 25-19
F 15 *at Colorado College	L 34-42
F 20 *at Colorado Mines	L 27-29
F 22 *at Colorado State	L 28-30
F 29 *COLORADO COLLEGE	W 39-28
*Rocky Mountain Conference	

### 1924-25 (9-5, 7-4) Coach: Howard Beresford

J 22 UTAH	W 26-22
J 23 UTAH	W 33-29
J 29 *WYOMING	W 30-26
J 31 *at Northern Colorado	L 25-27
F 4 *at Colorado State	W 30-19
F 6 *at Northern Colorado	W 36-28
F 10 *at Colorado Mines	W 26-24
F 18 *at Denver	W 38-37
F 20 *COLORADO COLLEGE	L 29-30
F 25 *COLORADO MINES	W 42-30
F 26 WESTERN STATE	L 33-40
F 28 *DENVER	L 23-25
M 3 *at Colorado State	W 19-16
M 7 *at Colorado College	L 19-36
*Rocky Mountain Conference	

### 1925-26 (8-5, 7-5) Coach: Howard Beresford

J 22 *at Wyoming	W 43-35
J 23 *at Wyoming	L 19-28
J 27 NEW MEXICO	W 37-17
F 3 *COLORADO STATE	W 56-20
F 6 *NORTHERN COLORADO	L 22-23
F 10 *COLORADO MINES	W 26-12
F 16 *at Northern Colorado	L 18-20
F 19 *at Colorado College	W 27-26
F 22 *DENVER	W 28-26
F 24 *at Colorado Mines	L 24-29
F 27 *at Denver	W 44-37
M 3 *at Colorado State	W 25-18
M 5 *COLORADO COLLEGE	L 22-23
*Rocky Mountain Conference	

### 1926-27 (7-5, 7-5) Coach: Howard Beresford

J 21 *at Western State	W 39-14
J 22 *at Western State	W 63-19
J 28 *at Colorado State	L 31-32
J 29 *NORTHERN COLORADO	W 24-19
F 4 *COLORADO COLLEGE	W 19-15
F 5 *at Northern Colorado	L 14-20
F 11 *COLORADO STATE	W 22-16
F 12 *at Denver	L 24-26
F 16 *at Colorado Mines	W 28-19
F 21 *COLORADO MINES	L 23-24

F 26 *DENVER	W 28-19
M 5 *at Colorado College	L 15-23
*Rocky Mountain Conference	

### 1927-28 (5-7, 5-7) Coach: Howard Beresford

J 14 *COLORADO MINES	W 27-25
J 21 *at Denver	L 22-37
J 25 *at Northern Colorado	W 27-25
J 28 *COLORADO STATE	W 28-27
F 4 *at Colorado College	L 22-31
F 10 *DENVER	L 27-37
F 15 *at Colorado Mines	L 28-40
F 17 *WESTERN STATE	L 32-40
F 18 *WESTERN STATE	W 54-31
F 25 *NORTHERN COLORADO	L 28-34
F 28 *at Colorado State	W 45-37
M 3 *COLORADO COLLEGE	L 28-45
*Rocky Mountain Conference	

### 1928-29 (10-2, 10-2) Coach: Howard Beresford

J 22 *at Wyoming	L 22-30
J 26 *WYOMING	W 25-22
J 30 *at Northern Colorado	L 28-35
F 2 *COLORADO COLLEGE	W 43-32
F 5 *at Colorado Mines	W 31-26
F 7 *at Denver	W 36-34
F 11 *DENVER	W 30-20
F 15 *at Colorado State	W 31-21
F 16 *COLORADO STATE	W 37-32
F 21 *NORTHERN COLORADO	W 29-27
F 23 *COLORADO MINES	W 34-19
M 2 *at Colorado College	W 35-27
*Rocky Mountain Conference	

### 1929-30 (11-6, 11-3) Coach: Howard Beresford

J 17 *WESTERN STATE	W 28-27
J 18 *WESTERN STATE	W 42-21
J 22 *at Colorado Mines	W 46-9
J 25 *WYOMING	W 33-22
J 28 *at Wyoming	L 34-35
F 1 *COLORADO MINES	W 59-9
F 7 *NORTHERN COLORADO	W 32-28
F 11 *DENVER	W 37-22
F 14 *COLORADO STATE	W 29-28
F 15 *at Colorado State	L 23-36
F 18 *at Denver	W 24-20*
F 25 at Northern Colorado	W 24-17*
F 28 COLORADO COLLEGE	W 27-24*
M 1 at Colorado College	L 36-39*
M 10 at Montana State	L 21-65
M 11 at Montana State	L 33-62
M 12 at Montana State	L 47-53
*Rocky Mountain Conference	

### 1930-31 (8-7, 8-4) Coach: Howard Beresford

J 2 vs. Kansas (Kansas City)	L 25-34
J 3 vs. Kansas (Kansas City)	L 29-36
J 5 at Kansas	L 19-25
J 9 COLORADO MINES	W 33-9
J 20 *at Wyoming	L 29-34
J 24 *WYOMING	L 26-36
J 27 *at Colorado Mines	W 31-15
J 30 *at Colorado State	W 35-22
J 31 *COLORADO STATE	W 26-23
F 6 *at Northern Colorado	W 32-22
F 11 *DENVER	L 22-24
F 14 *NORTHERN COLORADO	W 31-28
F 20 *at Denver	L 28-34
F 27 *at Colorado College	W 30-20

F 28 *COLORADO COLLEGE	W 37-35
*Rocky Mountain Conference	

### 1931-32 (10-7, 9-5) Coach: Howard Beresford

J 3 vs. Kansas (Kansas City)	W 25-22
J 4 vs. Kansas (Kansas City)	L 22-41
J 5 at Kansas	L 25-34
J 15 *at Western State	W 38-20
J 16 *at Western State	W 39-19
J 19 *at Colorado Mines	W 19-17
J 22 *WYOMING	L 22-32
J 26 *at Northern Colorado	L 21-35
J 30 *COLORADO STATE	W 26-20
F 1 *at Colorado State	W 21-20
F 5 *NORTHERN COLORADO	L 21-36
F 13 *COLORADO MINES	W 23-21
F 16 *at Wyoming	L 21-26
F 20 *at Denver	W 40-21
F 22 *DENVER	W 36-23
F 26 *COLORADO COLLEGE	W 33-31
F 27 *at Colorado College	L 19-25
*Rocky Mountain Conference	

### 1932-33 (8-8, 7-7) Coach: Howard Beresford

D 27 STANFORD	L 21-25
D 28 STANFORD	W 29-24
J 13 *WESTERN STATE	W 33-28
J 14 *WESTERN STATE	L 22-25
J 20 *NORTHERN COLORADO	L 31-39
J 24 *at Wyoming	L 24-26
J 27 *at Denver	W 28-11
J 31 *at Colorado Mines	W 22-12
F 3 *WYOMING	W 37-28
F 7 *at Northern Colorado	L 23-24
F 10 *COLORADO STATE	W 25-20
F 13 *at Colorado State	L 25-33
F 21 *DENVER	L 17-18
F 24 *COLORADO COLLEGE	L 22-23
F 25 *at Colorado College	W 25-24
M 3 *COLORADO MINES	W 35-23
*Rocky Mountain Conference	

### 1933-34 (9-8, 7-7) Coach: Henry Iba

J 5 *COLORADO MINES	W 18-17
J 8 *at Colorado Mines	W 22-16
J 19 *at Northern Colorado	W 25-18
J 27 *WYOMING	L 13-18
J 30 *at Wyoming	L 17-35
F 6 *at Denver	W 25-24
F 9 *COLORADO STATE	W 22-19
F 13 *at Colorado State	L 16-21
F 19 *NORTHERN COLORADO	W 26-25
F 21 *COLORADO COLLEGE	W 29-18
F 24 *at Colorado College	L 18-22
M 2 *DENVER	L 21-22
M 3 at Kansas State	L 22-24
M 6 at St. Benedict's	W 28-12
M 7 at Maryville Teachers	L 12-17
M 8 at Kansas Teachers	L 15-22
M 9 at Kansas Teachers	W 27-21
*Rocky Mountain Conference	

### 1934-35 (3-9, 3-9) Coach: Earl "Dutch" Clark

J 8 *at Colorado Mines	L 17-24
J 11 *DENVER	W 27-26
J 18 *NORTHERN COLORADO	L 17-20
J 25 *WYOMING	W 16-14
J 30 *at Wyoming	L 25-33
F 8 *at Colorado State	L 19-27

F 9 *COLORADO MINES	W 28-19
F 11 *COLORADO STATE	L 27-32
F 19 *at Northern Colorado	L 15-34
F 21 *COLORADO COLLEGE	L 24-32
F 23 *at Colorado College	L 25-38
M 2 *at Denver	L 26-45
*Rocky Mountain Conference	

### 1935-36 (6-8, 6-8) Coach: Forrest B. Cox

J 7 *at Colorado Mines	W 32-19
J 10 *at Denver	W 31-29
J 17 *NORTHERN COLORADO	L 27-41
J 24 *at Wyoming	L 29-41
J 29 *WYOMING	L 20-37
F 7 *COLORADO STATE	W 31-21
F 8 *COLORADO MINES	W 45-18
F 11 *at Colorado College	L 28-31
F 14 *WESTERN STATE	W 46-41
F 15 *WESTERN STATE	L 28-33
F 18 *at Northern Colorado	L 23-25
F 21 *at Colorado College	W 25-18
F 22 *COLORADO COLLEGE	L 27-40
F 28 *DENVER	L 30-32
*Rocky Mountain Conference	

### 1936-37 (10-5, 10-2) Coach: Forrest B. Cox

D 22 vs. Missouri (Denver)	L 32-37 (ot)
D 23 vs. Utah (Denver)	L 30-32
J 5 *at Colorado Mines	W 51-14
J 8 *DENVER	W 43-38
J 15 *NORTHERN COLORADO	W 46-21
J 22 *WYOMING	W 39-36
J 26 *at Wyoming	W 36-29
F 5 *COLORADO MINES	W 56-11
F 6 *COLORADO STATE	W 50-22
F 9 *at Colorado State	L 32-35
F 16 *at Northern Colorado	W 41-35
F 19 *COLORADO COLLEGE	W 39-31
F 20 *at Colorado College	W 35-32
F 26 *at Denver	L 33-39
M 2 at Denver	L 30-52
*Rocky Mountain Conference	

### 1937-38 (15-6, 10-2) Coach: Forrest B. Cox

D 22 vs. Colorado MINES	W 33-19
D 3 COLORADO MINES	W 61-16
D 31 NEVADA	W 51-23
J 1 NEVADA	W 61-23
J 7 at Missouri	L 33-35
J 8 at Missouri	L 29-33
J 10 at Nebraska	L 18-29
J 14 *UTAH	W 54-43
J 15 *BRIGHAM YOUNG	W 54-37
J 21 *DENVER	W 48-34
J 22 *at Colorado State	W 49-32
J 28 *at Wyoming	L 39-44
J 29 *at Brigham Young	W 55-49
F 4 *WYOMING	W 37-35
F 5 *UTAH STATE	W 59-35
F 11 *at Utah State	L 58-59
F 12 *at Utah	W 43-41
F 19 *at Denver	W 58-38
F 25 *COLORADO STATE	W 72-37
M 14 #vs. New York University	W 48-47
M 16 #vs. Temple	L 34-60
*Mountain States Conference	
#NIT game (New York City)	

#### 1922-23: 1-7

Home: 0-4  
Road: 1-3  
Neutral: 0-0

#### 1924-25: 9-5

Home: 4-3  
Road: 5-2  
Neutral: 0-0

#### 1926-27: 7-5

Home: 4-1  
Road: 3-4  
Neutral: 0-0

#### 1928-29: 10-2

Home: 6-0  
Road: 4-2  
Neutral: 0-0

#### 1930-31: 8-7

Home: 4-2  
Road: 4-3  
Neutral: 0-2

#### 1932-33: 8-8

Home: 5-5  
Road: 3-3  
Neutral: 0-0

#### 1934-35: 3-9

Home: 3-3  
Road: 0-6  
Neutral: 0-0

#### 1936-37: 10-5

Home: 6-0  
Road: 4-3  
Neutral: 0-2

#### 1923-24: 4-7

Home: 3-2  
Road: 1-5  
Neutral: 0-0

#### 1925-26: 8-5

Home: 4-2  
Road: 4-3  
Neutral: 0-0

#### 1927-28: 5-7

Home: 3-4  
Road: 2-3  
Neutral: 0-0

#### 1929-30: 11-6

Home: 8-0  
Road: 3-6  
Neutral: 0-0

#### 1931-32: 10-7

Home: 4-2  
Road: 5-4  
Neutral: 1-1

#### 1933-34: 9-8

Home: 4-2  
Road: 5-6  
Neutral: 0-0

#### 1935-36: 6-8

Home: 3-5  
Road: 3-3  
Neutral: 0-0

#### 1937-38: 15-6

Home: 10-0  
Road: 4-5  
Neutral: 1-1

## 1938-1952

### 1938-39 (14-4, 10-2) Coach: Forrest B. Cox

D 2	COLORADO MINES	W 68-32
D 16	OKLAHOMA	W 52-40
D 17	OKLAHOMA	L 29-33
D 26	at St. Joseph's (Pa.)	W 44-39
D 30	at St. John's	L 37-39
J 2	at Penn State	W 29-26
J 7	*at Colorado State	W 42-21
J 13	*BRIGHAM YOUNG	W 44-33
J 14	*at Denver	W 52-31
J 20	*UTAH STATE	W 46-18
J 27	*WYOMING	W 47-22
F 3	*at Utah State	W 56-43
F 4	*at Brigham Young	L 34-35
F 10	*DENVER	W 55-24
F 11	*COLORADO STATE	W 64-15
F 17	*UTAH	W 38-26
F 24	*at Utah	W 48-46
M 4	*at Wyoming	L 33-40

\*Mountain States Conference game

### 1939-40 (17-4, 11-1) Coach: Forrest B. Cox

D 15	COLORADO MINES	W 59-38
D 16	COLORADO MINES	W 51-28
D 27	at St. Joseph's (Pa.)	W 49-25
D 30	at St. John's	W 54-39
J 2	at Duquesne	L 45-47 (ot)
J 6	*at Wyoming	W 44-26
J 12	at Utah State	L 29-31
J 13	*at Brigham Young	W 75-47
J 19	*DENVER	W 66-25
J 20	COLORADO STATE	W 47-41 *
J 26	UTAH	W 42-38
F 3	*at Utah	W 45-38
F 9	*WYOMING	W 50-34
F 17	*at Colorado State	W 52-34
F 23	*UTAH STATE	W 44-38
M 1	*BRIGHAM YOUNG	W 64-45
M 2	*at Denver	W 52-37
M 13	#DePaul	W 52-37
M 15	#Duquesne	W 51-40
M 22	%Southern California (K.C.)	L 32-38
M 23	%Rice (Kansas City)	L 56-60 (ot)

\*Mountain States Conference game

#NIT game (New York City)

%NCAA Tournament game (Kansas City, Mo.)

### 1940-41 (10-6, 7-5) Coach: Forrest B. Cox

D 16	OREGON STATE	W 38-29
D 17	OREGON STATE	W 42-41
D 28	at St. Joseph's (Pa.)	L 45-49
D 30	at St. John's	W 47-42
J 10	*at Colorado State	L 39-41
J 17	*at Denver	L 33-52
J 18	*BRIGHAM YOUNG	W 34-31
J 24	*UTAH STATE	W 41-34
J 31	*at Wyoming	L 32-49
F 7	*at Utah State	W 43-32
F 8	*at Brigham Young	W 50-45
F 14	*DENVER	W 43-35
F 15	*COLORADO STATE	W 37-35
F 21	*UTAH	W 35-32
M 1	*at Utah	L 29-37
M 8	*WYOMING	L 31-44

\*Mountain States Conference game

### 1941-42 (16-2, 11-1) Coach: Forrest B. Cox

D 27	at St. Joseph's (Pa.)	W 45-29
D 30	at St. John's	W 39-33
J 1	at St. Bonaventure	W 52-28
J 3	at Loyola-Chicago	W 57-43
J 9	*UTAH	W 49-39
J 10	*at Denver	W 54-36
J 16	*UTAH STATE	W 49-31
J 17	*at Colorado State	W 79-28
J 24	*WYOMING	W 59-53
F 7	*COLORADO STATE	W 63-27
F 13	*at Utah	W 49-48

F 14	*at Brigham Young	W 52-49
F 21	*DENVER	W 59-28
F 28	*BRIGHAM YOUNG	W 52-35
M 3	*at Wyoming	L 39-40
M 7	*at Utah State	W 57-46
M 20	%Kansas (Kansas City)	W 46-44
M 22	%Stanford (Kansas City)	L 35-46

\*Mountain States Conference game

%NCAA Tournament game (Kansas City, Mo.)

### 1942-43 (no games)

### 1943-44 (no games)

### 1944-45 (13-3) Coach: Forrest B. Cox

D 15	PEPPERDINE	L 36-42
D 22	vs. Missouri (Kansas City)	W 64-43
D 30	COLORADO COLLEGE	W 47-30
J 5	at Colorado College	W 57-33
J 12	at Colorado State	W 51-35
J 19	at Denver	W 48-28
J 20	BRIGHAM YOUNG	W 55-36
J 26	UTAH STATE	W 62-32
J 27	at Wyoming	W 43-41 (ot)
F 6	COLORADO STATE	W 67-34
F 8	at Utah State	W 50-46
F 13	at Brigham Young	L 58-60
F 15	AMBROSE LEGION	W 46-40
M 6	DENVER	W 77-36
M 10	WYOMING	W 43-37
M 12	at Ambrose Legion	L 32-47

\*Mountain States Conference game

### 1945-46 (12-6, 9-3) Coach: Forrest B. Cox

D 15	BUCKLEY FIELD	W 52-37
D 20	BUCKLEY FIELD	L 45-47
D 29	at Canisius	W 35-34
J 1	at New York University	L 52-66
J 9	*at Denver	W 66-30
J 11	*UTAH	W 47-40
J 18	*UTAH STATE	W 59-39
J 19	*at Colorado State	L 46-50
F 1	*WYOMING	L 46-56
F 2	*DENVER	W 70-59
F 9	*COLORADO STATE	W 49-35
F 15	*at Utah	W 48-42
F 16	*at Brigham Young	W 60-53
M 4	*BRIGHAM YOUNG	W 60-42
M 8	*at Wyoming	L 46-50
M 9	*at Utah State	W 42-33
M 22	%California	L 44-50
M 23	%Baylor	W 59-44

\*Mountain States Conference game

%NCAA Tournament game (Kansas City, Mo.)

### 1946-47 (7-11, 5-7) Coach: Forrest B. Cox

D 16	SAN FRANCISCO	L 30-34
D 21	at Temple	L 40-47
D 26	at New York University	L 59-70
J 2	at Kansas	W 52-50 (ot)
J 4	*at Denver	W 54-50
J 10	*UTAH STATE	W 56-45
J 17	*BRIGHAM YOUNG	W 56-44
J 20	KANSAS	W 59-54 (ot)
J 25	*at Utah State	L 34-40
J 28	*DENVER	L 47-51
J 31	*UTAH	L 35-49
F 7	*at Wyoming	L 41-42
F 15	*at Colorado State	W 48-45

F 21	*at Brigham Young	L 36-47
F 22	*at Utah	L 38-57
F 25	*COLORADO STATE	W 60-37
M 7	*WYOMING	L 36-46
M 14	at Kansas	L 39-51

\*Mountain States Conference game

### 1947-48 (7-14, 4-8) Coach: Forrest B. Cox

D 4	COLORADO STATE	W 60-40
D 8	at Colorado State	W 60-40
D 18	††Kansas	L 39-49
D 19	††Oklahoma	L 56-61
D 20	††Iowa State	L 40-49
J 1	at New York University	L 46-59
J 3	at Temple	W 50-45
J 10	*at Kansas	L 44-57
J 12	*at Kansas State	L 51-65
J 17	*NEBRASKA	L 55-59
J 26	*at Oklahoma	L 35-44
J 31	*IOWA STATE	L 38-39
F 2	*KANSAS STATE	L 44-50
F 7	*at Iowa State	W 33-32
F 11	OKLAHOMA STATE	L 30-32 (ot)
F 16	*OKLAHOMA	W 56-54
F 23	*MISSOURI	W 56-48
F 25	*at Nebraska	L 53-58
M 1	*at Missouri	L 35-47
M 8	*KANSAS	W 77-60
M 13	at Oklahoma State	L 47-57

\*Big Seven Conference game

††Big Seven Christmas Tournament (Kansas City, Mo.)

### 1948-49 (6-12, 4-8) Coach: Forrest B. Cox

D 17	MICHIGAN	L 37-48
D 22	at Temple	L 50-51
D 23	at New York University	W 68-65
D 28	††Oklahoma	L 45-56
D 29	††Harvard	W 81-48
D 30	††Missouri	L 44-48
J 10	*OKLAHOMA	L 40-43
J 15	*at Kansas State	L 43-48 J
J 17	*at Kansas	W 42-30
J 24	*at Iowa State	L 31-40
J 29	*KANSAS STATE	W 48-41
F 5	*at Nebraska	L 43-45
F 11	*IOWA STATE	W 63-48
F 19	*MISSOURI	L 48-49
F 26	*NEBRASKA	L 45-56
F 28	*KANSAS	W 50-43
M 5	*at Missouri	L 34-49
M 12	*at Oklahoma	L 44-55

\*Big Seven Conference game

††Big Seven Christmas Tournament (Kansas City, Mo.)

### 1949-50 (14-8, 6-6) Coach: Forrest B. Cox

D 5	EMPORIA STATE (Kan.)	W 55-45
D 6	EMPORIA STATE (Kan.)	W 64-42
D 10	at Northwestern	W 67-63
D 17	SOUTHERN METHODIST	W 71-48
D 19	SOUTHERN METHODIST	W 56-50
D 21	RICE	W 83-52
D 22	RICE	W 64-51
D 28	††Nebraska	W 67-57
D 29	††Missouri	L 51-62
D 30	††Kansas State	L 46-59
J 7	*at Iowa State	L 40-50
J 16	*NEBRASKA	W 72-59
J 21	*at Oklahoma	W 46-43

J 28	*KANSAS STATE	L 45-75
F 4	*MISSOURI	W 41-39
F 6	*KANSAS	W 50-48 (ot)
F 10	*IOWA STATE	W 66-46
F 18	*at Nebraska	L 49-59
F 25	*at Kansas	L 60-76
F 27	*at Kansas State	L 49-74
M 6	*OKLAHOMA	W 58-49
M 11	*MISSOURI	L 49-53

\*Big Seven Conference game

††Big Seven Christmas Tournament (Kansas City, Mo.)

### 1950-51 (4-20, 2-10) Coach: H.B. Lee

D 1	at Utah State	L 43-46
D 2	at Utah	L 60-63
D 8	at Colorado State	W 51-41
D 9	COLORADO STATE	L 48-52
D 14	WYOMING	L 51-64
D 15	at Wyoming	L 51-63
D 18	at Stanford	L 60-62
D 19	at Santa Clara	W 52-50 (ot)
D 21	at San Jose State	L 47-49
D 27	††Minnesota	L 68-74
D 29	††Iowa State	L 54-58 (ot)
D 30	††Missouri	L 54-62
J 8	OKLAHOMA	L 44-61
J 13	at Kansas	L 48-54
J 15	*NEBRASKA	W 51-45
J 20	*at Iowa State	W 47-42 (ot)
J 27	*at Kansas State	L 42-63
F 3	*KANSAS STATE	L 45-60
F 10	*IOWA STATE	L 59-64
F 17	*MISSOURI	L 36-41
F 24	*at Nebraska	L 45-58
F 26	*KANSAS	L 56-58
M 5	*at Missouri	L 46-50
M 7	*at Oklahoma	L 49-58

\*Big Seven Conference game

††Big Seven Christmas Tournament (Kansas City, Mo.)

### 1951-52 (8-16, 4-8) Coach: H.B. Lee

D 1	WICHITA STATE	W 62-55
D 7	COLORADO STATE	L 58-65 (3ot)
D 8	at Colorado State	L 51-62
D 14	BAYLOR	W 47-46
D 15	BAYLOR	L 50-54
D 20	at Bradley	L 58-66
D 22	at Michigan	L 55-58
D 26	††Kansas	L 56-76
D 28	††Nebraska	W 68-63
D 29	††Stanford	L 69-75
J 3	*at Oklahoma	L 52-61
J 5	*at Nebraska	L 61-63
J 12	*IOWA STATE	W 67-52
J 19	*at Missouri	L 41-44
F 2	*at Kansas State	L 40-92
F 4	*at Kansas	L 68-73
F 11	*NEBRASKA	W 67-65
F 18	*MISSOURI	L 55-72
F 23	*KANSAS STATE	W 67-57
F 25	*OKLAHOMA	W 50-45
F 29	at Wyoming	L 39-69
M 3	WYOMING	W 59-44
M 8	*at Iowa State	L 62-69
M 10	*KANSAS	L 55-72

\*Big Seven Conference game

††Big Seven Christmas Tournament (Kansas City, Mo.)

1938-39: 14-4  
Home: 8-1  
Road: 6-3  
Neutral: 0-0

1940-41: 10-6  
Home: 7-1  
Road: 3-5  
Neutral: 0-0

1942-43:  
no games  
1943-44:  
no games

1945-46: 12-6  
Home: 6-2  
Road: 5-3  
Neutral: 1-1

1947-48: 7-14  
Home: 4-4  
Road: 3-7  
Neutral: 0-3

1949-50: 14-8  
Home: 11-2  
Road: 2-4  
Neutral: 1-2

1951-52: 8-16  
Home: 7-4  
Road: 0-10  
Neutral: 1-2

1939-40: 17-4  
Home: 8-0  
Road: 7-2  
Neutral: 2-2

1941-42: 16-2  
Home: 6-0  
Road: 9-1  
Neutral: 1-1

1944-45: 13-3  
Home: 7-1  
Road: 5-2  
Neutral: 1-0

1946-47: 7-11  
Home: 4-4  
Road: 3-7  
Neutral: 0-0

1948-49: 6-12  
Home: 3-4  
Road: 2-6  
Neutral: 1-2

1950-51: 4-20  
Home: 1-7  
Road: 3-10  
Neutral: 0-3



## 1952-53

M	D	Year	Opponent	Score	FG	FGA	Pct.	FT	FTA	Pct.	OR	PF	Pts	Min.
12	6	1952	UTAH STATE	W 81-64	27	77	.351	27	37	.730	42	21	81	200
12	8	1952	UTAH STATE	W 70-66	24	76	.316	22	32	.688	60	18	70	200
12	15	1952	WASHINGTON STATE	W 76-46	21	51	.412	34	55	.618	56	11	76	200
12	20	1952	vs. Oklahoma State (Tulsa)	W 56-55	13	37	.351	30	51	.588	24	32	56	200
12	22	1952	at Oklahoma State	L 67-81	20	62	.323	27	48	.563	45	34	67	200
12	27	1952	# vs. Yale	L 54-56	19	70	.271	16	23	.696	34	15	54	200
12	29	1952	# vs. Oklahoma	W 76-61	27	85	.318	22	40	.550	66	19	76	200
12	30	1952	# vs. Nebraska	W 67-53	23	57	.404	21	33	.636	32	24	67	200
1	5	1953	* NEBRASKA	L 65-80	22	79	.278	21	28	.750	26	31	65	200
1	12	1953	* at Oklahoma	L 63-72	15	96	.156	33	51	.647	53	33	63	200
1	17	1953	* MISSOURI	L 72-79	24	81	.296	24	32	.750	30	29	72	200
1	20	1953	* KANSAS	W 72-68	21	51	.412	30	40	.750	41	17	72	200
2	2	1953	at Colorado State	W 62-50	17	55	.309	28	42	.667	38	16	62	200
2	7	1953	* at Iowa State	W 75-67	27	57	.474	21	36	.583	47	17	75	200
2	9	1953	* at Nebraska	W 86-78	27	61	.443	32	44	.727	34	26	86	200
2	14	1953	* at Missouri	L 67-83	20	61	.328	27	41	.659	46	24	67	200
2	21	1953	* KANSAS STATE	L 56-81	13	59	.220	30	47	.638	39	22	56	200
2	23	1953	* OKLAHOMA	L 81-83	26	77	.338	29	40	.725	33	36	81	200
2	28	1953	* at Kansas State	L 69-88	23	75	.307	23	35	.657	43	27	69	200
3	2	1953	* at Kansas	L 55-78	15	67	.224	25	37	.676	26	28	55	200
3	7	1953	* IOWA STATE	L 48-69	16	82	.195	16	31	.516	51	21	48	200

#-Big Seven Christmas Tournament - Kansas City; \*-Big Seven Conference

Player	GP	FG	FGA	Pct	FT	FTA	Pct	TR	RPG	PF	TP	PPG	Blk	Stl	Min
Bunte, Art	21	142	367	.387	118	166	.710	178	8.5	83	402	19.1	27	62	905
Haldorson, Burdette	21	77	201	.383	68	100	.680	152	7.2	57	222	10.6	32	23	730
Gompert, Frank	21	61	226	.270	97	138	.700	151	7.2	50	219	10.4	5	38	797
Jeangerard, Bob	20	43	147	.293	66	100	.660	102	5.1	48	152	7.6	14	31	505
Harrold, Tom	21	31	115	.270	47	80	.590	68	3.2	65	109	5.2	26	12	578
Mock, Charlie	21	26	103	.252	40	57	.700	54	2.6	54	92	4.4	5	17	550
Stewart, Bob	19	16	47	.340	32	56	.570	33	1.7	35	64	3.4	6	32	402
Bulkeley, Jim	17	13	56	.232	23	41	.560	65	3.8	18	49	2.9	3	6	298
Munns, Ken	15	11	56	.196	17	26	.650	26	1.7	29	39	2.6	25	5	394
Armatas, Jim	19	8	46	.174	14	31	.450	18	0.9	23	30	1.6	17	8	336
Walter, Wilbert	13	1	8	.125	9	13	.692	5	0.4	7	11	0.9	5	6	107
Lawson, Bob	16	4	17	.235	4	6	.667	6	0.4	5	12	0.8	4	0	112
Branby, Don	10	4	12	.333	2	5	.400	7	0.7	14	10	1.0	0	0	28
Barber, Dennis	4	2	5	.400	1	2	.500	0	0.0	0	5	1.3	4	2	79
Klaas, Bruce	8	1	10	.100	0	2	.000	1	0.1	10	2	0.3	1	9	182
Grant, Jim	5	0	0	.000	0	0	.000	0	0.0	2	0	0.0	0	2	15
TEAM														1	7
Totals	21	440	1419	31.1	538	823	65.4	866	41.2	501	1418	67.5	174	254	6025

### 10-11 (3-9 Big Seven) Head Coach: H.B. Lee

Assistant: Russell Walseth

#	Name	Class	Pos.	Ht.	Wt.	Hometown
	Alderson, Cliff	So.	F	6-2	190	Lafayette, Colo.
4	Armatas, James	Sr.	G	5-9	145	Denver, Colo.
23	Barber, Dennis	So.	G	6-1	170	Tuscola, Ill.
25	Branby, Don	Sr.	G	6-1	190	Glenwood, Minn.
21	Bulkeley, James	So.	C	6-6	195	Abingdon, Ill.
30	Bunte, Arthur	So.	F	6-4	210	Denver, Colo.
15	Gompert, Frank	Sr.	F	6-4	175	Winnethka, Ill.
3	Grant, James	So.	G	5-10	160	Denver, Colo.
	Greene, Jerry	Sr.	G	5-11	160	Denver, Colo.
22	Haldorson, Burdette	So.	C	6-8	200	Austin, Minn.
11	Harrold, Thomas	So.	G	5-11	160	Muncie, Ind.
12	Jeangerard, Robert	So.	F	6-3	170	Wilmette, Ill.
	Klaas, Bruce	So.	G	5-11	165	Lombard, Ill.
14	Lawson, Robert	Sr.	F	6-3	175	Longmont, Colo.
5	Mock, Charles	So.	G	6-0	165	Muncie, Ind.
10	Munns, Kenneth	Jr.	F	6-1	175	Greeley, Colo.
20	Stewart, Robert	Sr.	G	6-3	190	Aberdeen, S.D.
24	Wilbert, Walter	So.	F	6-3	190	Lingle, Wyo.

Home: 4-5 Road: 3-5 Neutral: 3-1



**H.B. Lee**  
1950-51 – 1955-56

### SEASON NOTES

- Art Bunte claimed All Big-Seven first team honors leading the team in points and rebounds per game.
- Bunte averaged 22 points per game in Big Seven Conference games.
- The 1952-53 team had only five letterwinners return from a year ago after losing five seniors the previous season.
- Bob Jeangerard's tip-in at the buzzer defeated Oklahoma State (Dec. 20).
- One of CU's three conference wins came against eventual Big Seven champion and national runner-up Kansas.
- Mel Coffman came to CU after spending three years in the Marine Corps.
- Charlie Mock is a member of the Indiana High School Basketball Hall of Fame.
- Tommy Harold was Mr. Basketball in Indiana (1951) where both played on the state championship team at Muncie Central, coached by Art Beckner, father of later CU basketballer Joe Beckner.

## 1953-54

M	D	Year	Opponent	Score	FG	FGA	Pct.	FT	FTA	Pct.	TR	PF	Pts	Min.
12	7	1953	COLORADO STATE	L 42-54	12	54	.222	20	33	.606	28	18	44	200
12	12	1953	OKLAHOMA STATE	L 55-58	18	53	.340	19	30	.633	22	26	55	200
12	14	1953	OKLAHOMA STATE	L 57-70	14	56	.250	29	45	.644	22	27	57	200
12	19	1953	at Minnesota	L 46-74	16	72	.222	14	32	.438	30	23	46	200
12	21	1953	at Iowa	L 72-78	29	69	.420	14	30	.467	33	33	72	200
12	26	1953	# vs. Kansas	L 62-79	21	64	.328	20	43	.465	27	32	62	200
12	29	1953	# vs. Iowa State	L 63-70	18	64	.281	27	37	.730	38	29	63	200
12	30	1953	# vs. Washington	W 81-60	25	63	.397	31	41	.756	35	14	81	200
1	4	1954	* at Missouri	W 66-62	23	58	.397	20	28	.714	34	19	66	200
1	9	1954	* at Kansas State	L 60-66	19	62	.306	22	35	.629	37	21	60	200
1	11	1954	* OKLAHOMA	W 80-68	27	66	.409	26	32	.813	32	21	80	200
1	16	1954	* MISSOURI	W 80-69	27	67	.403	26	41	.634	43	27	80	200
2	2	1954	* KANSAS	W 70-62	24	54	.444	22	29	.759	33	18	70	200
2	6	1954	* at Iowa State	W 67-65	22	72	.306	23	38	.605	27	26	67	200
2	8	1954	* at Nebraska	W 75-67	30	69	.435	15	25	.600	24	29	75	200
2	15	1954	* IOWA STATE	W 70-50	21	72	.292	28	45	.622	54	22	70	200
2	20	1954	* NEBRASKA	W 83-58	30	69	.435	23	33	.697	41	25	83	200
2	27	1954	* at Oklahoma	W 71-66	22	68	.324	27	32	.844	38	23	71	200
3	1	1954	* at Kansas	L 62-83	15	62	.242	32	45	.711	37	22	62	200
3	6	1954	* KANSAS STATE	W 79-76	27	61	.443	25	46	.543	32	26	79	200
3	11	1954	S vs. Bradley	L 64-76	19	82	.232	26	39	.667	39	34	64	200
3	12	1954	S vs. Rice	L 55-78	20	58	.345	15	20	.750	34	16	55	200

#-Big Seven Christmas Tournament - Kansas City; \*-Big Seven Conference; S-NCAA Tournament - Stillwater, Okla.


Player	GP	FG	FGA	Pct	FT	FTA	Pct	TR	RPG	PF	TP	PPG
Haldorson, Burdette	22	144	314	.459	79	123	.642	199	9.0	90	367	16.7
Jeangerard, Bob	22	80	272	.294	121	161	.752	134	6.1	61	281	12.8
Mock, Charlie	22	66	174	.379	74	110	.673	64	2.9	69	206	9.4
Harrold, Tom	22	57	189	.302	60	103	.583	63	2.9	67	174	7.9
Ranglos, Jim	22	38	132	.288	54	83	.651	80	3.6	64	130	5.9
Coffman, Mel	22	45	148	.304	36	46	.783	88	4.0	62	126	5.7
Hannah, George	20	27	75	.360	28	49	.571	60	3.0	48	82	4.1
Morrison, Sam	12	6	32	.188	12	28	.429	7	0.6	20	24	2.0
Walter, Wilbert	19	8	31	.258	17	24	.708	19	1.0	22	33	1.7
Abrames, Merle	9	3	11	.273	5	10	.500	1	0.1	3	11	1.2
Peterson, Bill	15	4	15	.267	9	13	.692	8	0.5	8	17	1.1
Munns, Ken	9	1	12	.083	6	16	.375	7	0.8	9	8	0.9
Grant, Jim	11	0	7	.000	2	8	.250	2	0.2	6	2	0.2
Owsley, Jim	7	0	3	.000	1	1	1.000	6	0.9	0	1	0.1
Bennett, Byron	5	0	0	.000	0	4	.000	1	0.2	1	0	0.0
	22	479	1415	.339	504	779	.647	739	33.6	530	1462	66.5

### 11-11 (10-2 Big Seven) Head Coach: H.B. Lee

Assistant: Bob Sneddon

#	Name	Class	Pos.	Ht.	Wt.	Hometown
4	Abrames, Merle	So.	G	5-10	160	Brighton, Colo.
21	Coffman, Melvin	So.	F	6-3	185	Ponca City, Okla.
10	Grant, James	Jr.	G	5-10	165	Denver, Colo.
22	Haldorson, Burdette	Jr.	C	6-7	207	Austin, Minn.
30	Hannah, George	So.	C	6-7	200	Lake Forest, Ill.
11	Harrold, Thomas	Jr.	G	5-11	165	Muncie, Ind.
20	Jeangerard, Robert	Jr.	F	6-3	190	Wilmette, Ill.
5	Mock, Charles	Jr.	G	5-11	167	Muncie, Ind.
3	Morrison, Samuel	So.	G	5-8	150	Yorktown, Ind.
23	Munns, Kenneth	Sr.	F	6-1	184	Greeley, Colo.
14	Owsley, James	So.	F	6-3	180	Alamosa, Colo.
12	Peterson, William	So.	G	6-0	167	Crystal Lake, Ill.
25	Ranglos, James	So.	F	6-3	190	La Jolla, Calif.
24	Walter, Wilbert	Jr.	F	6-2	192	Lingle, Wyo.

Home: 6-3 Road: 4-4 Neutral: 1-4



Burdette Haldorson

### SEASON NOTES

- The Buffs were the Big Seven co-champions, earning their first major [Big Seven] league title.
- CU received a NCAA Tournament Western Regional berth on a draw from a hat.
- Started the season with a seven-game losing streak, the first time a Buff team would begin a season with that many consecutive losses.
- On Feb. 2, CU established itself as a serious championship contender by defeating defending conference champion Kansas, 70-62, to move into a first-place tie.
- An eight-game conference win streak was highlighted by road wins at Iowa State, at Nebraska and at Oklahoma.
- In the game at Ames, CU trailed at the half by 12 points and by two points with seconds to play. Wilbert Walter made a free throw, then Jim Ranglos tipped-in Walter's second free throw at the buzzer.
- Burdette Haldorson led the Big Seven in conference scoring at 21.3 ppg. During CU's eight-game winning streak, Haldorson averaged 21.9 per game, including 33 points at Oklahoma.



## 1954-55

M	D	Year	Opponent	Score	FG	FGA	Pct.	FT	FTA	Pct.	TR	PF	Pts	Min.
12	4	1954	BRIGHAM YOUNG	W 88-66	21	64	.328	46	62	.742	54	28	88	200
12	6	1954	BRIGHAM YOUNG	W 65-46	22	51	.431	21	35	.600	45	12	65	200
12	11	1954	COLORADO STATE	W 66-47	27	79	.342	12	22	.545	60	12	66	200
12	17	1954	at California	L 44-57	14	60	.233	16	26	.615	43	15	44	200
12	18	1954	at California	L 46-59	15	54	.278	16	24	.667	39	13	46	200
12	21	1954	at UCLA	L 62-65	22	52	.423	18	25	.720	43	20	62	200
12	27	1954	# vs. Oklahoma	L 71-73 (ot)	23	70	.329	25	34	.735	55	22	71	225
12	29	1954	# vs. Nebraska	W 89-47	31	83	.373	27	42	.643	69	18	89	200
12	30	1954	# vs. California	W 69-60	18	59	.305	33	46	.717	46	17	69	200
1	8	1955	* at Oklahoma	W 61-55	20	81	.247	21	32	.656	53	19	61	200
1	10	1955	* at Kansas	W 65-54	23	69	.333	19	23	.826	52	15	65	200
1	17	1955	* OKLAHOMA	W 91-82	33	96	.344	25	37	.676	61	27	91	200
1	22	1955	* IOWA STATE	W 78-71	23	66	.348	32	45	.711	61	26	78	200
2	5	1955	* at Iowa State	W 86-70	31	68	.456	24	34	.706	48	25	86	200
2	7	1955	* at Nebraska	L 77-84	26	77	.338	25	33	.758	51	25	77	200
2	12	1955	* MISSOURI	W 80-71	24	62	.387	32	37	.865	48	17	80	200
2	19	1955	* KANSAS STATE	W 61-53	22	62	.355	17	24	.708	44	12	61	200
2	22	1955	* KANSAS	W 80-69	31	67	.463	18	25	.720	47	14	80	200
2	26	1955	* at Kansas State	W 63-60	20	69	.290	23	32	.719	50	12	63	200
2	28	1955	* at Missouri	W 66-60	18	42	.429	30	39	.769	34	14	66	200
3	5	1955	* NEBRASKA	W 77-66	25	68	.368	27	40	.675	49	20	77	200
3	10	1955	S vs. Tulsa	W 69-59	24	58	.414	21	31	.677	45	16	69	200
3	12	1955	S vs. Bradley	W 93-81	30	65	.462	33	47	.702	47	13	93	200
3	19	1955	S vs. San Francisco	L 50-62	14	49	.286	22	30	.733	33	17	50	200
3	21	1955	S vs. Iowa	W 75-54	23	59	.390	29	40	.725	54	17	75	200

#-Big Seven Christmas Tournament - Kansas City; \*-Big Seven Conference; S-NCAA Tournament - Kansas City


Player	GP	FG	FGA	Pct	FT	FTA	Pct	TR	RPG	PF	FO	TP	PPG
Haldorson, Burdette	25	182	423	.430	160	211	.758	346	13.8	81	3	524	21.0
Jeangerard, Bob	25	140	375	.373	119	151	.788	170	6.8	54	1	399	16.0
Mock, Charlie	25	58	150	.387	80	112	.714	88	3.5	58	2	196	7.8
Harrold, Tom	24	48	181	.265	75	115	.652	100	4.2	55	0	171	7.1
Coffman, Mel	24	53	168	.315	32	46	.696	114	4.8	56	1	138	5.8
Yardley, Bob	21	19	85	.224	37	61	.607	67	3.2	33	1	75	3.6
Ranglos, Jim	24	27	67	.403	29	39	.744	82	3.4	37	0	83	3.5
Hannah, George	22	17	65	.262	23	38	.605	62	2.8	18	0	57	2.6
Mowbray, Dave	15	13	30	.433	13	24	.542	24	1.6	15	0	39	2.6
Peterson, Bill	11	5	21	.238	11	12	.917	9	0.8	4	0	21	1.9
Mansfield, Mick	23	10	32	.313	21	35	.600	16	0.7	12	0	41	1.8
Grant, Jim	8	4	12	.333	4	5	.800	3	0.4	9	0	12	1.5
Morrison, Sam	7	1	4	.250	7	11	.636	5	0.7	7	0	9	1.3
Walter, Wilbert	6	2	6	.333	0	2	.000	4	0.7	3	0	4	0.7
Helzer, Bob	7	1	11	.091	1	3	.333	7	1.0	4	0	3	0.4
TEAM								134					
	25	580	1630	.356	612	865	.708	1231	49.2	446	8	1772	70.9

### 19-6 (11-1 Big Seven) Head Coach: H.B. Lee

Assistant: Bill Tom

#	Name	Class	Pos.	Ht.	Wt.	Hometown
21	Coffman, Melvin	Jr.	F	6-3	185	Ponca City, Okla.
10	Grant, James	Sr.	G	5-10	165	Denver, Colo.
22	Haldorson, Burdette	Sr.	C	6-7	207	Austin, Minn.
30	Hannah, George	Jr.	C	6-7	205	Lake Forest, Ill.
11	Harrold, Thomas	Sr.	G	5-11	165	Muncie, Ind.
23	Helzer, Bob	So.	F	6-2	190	Denver, Colo.
20	Jeangerard, Robert	Sr.	F	6-3	195	Wilmette, Ill.
15	Mansfield, Mick	So.	G	6-4	193	Sycamore, Ill.
5	Mock, Charles	Sr.	G	6-0	163	Muncie, Ind.
3	Morrison, Samuel	Jr.	G	5-8	150	Yorktown, Ind.
4	Mowbray, Dave	So.	G	6-1	165	Aurora, Ill.
12	Peterson, William	Jr.	G	6-0	168	Crystal Lake, Ill.
25	Ranglos, James	Jr.	F	6-4	190	La Jolla, Calif.
24	Walter, Wilbert	Sr.	F	6-2	192	Lingle, Wyo.
14	Yardley, Bob	Sr.	F	6-3	170	Newport Beach, Calif.

Home: 9-0 Road: 5-4 Neutral: 5-2



**Burdette Haldorson**

### SEASON NOTES

- CU won a school-record 19 games and its first outright Big Seven basketball championship with an 11-1 record (fourth time CU had won 11 conference games in a season).
- Bob Jeangerard and Burdette Haldorson earned All-Big Seven honors on both AP and UPI teams (a school-first that two CU players on the same teams together).
- Jeangerard was named outstanding player at the NCAA Regional Tournament, while Jim Ranglos was named to the Big Seven All-Tournament team.
- Haldorson became the first CU player to average a double-double for a season (21.0 ppg, 13.8 rpg.).
- On Feb. 26, CU completed one of the most improbable comebacks in Big Seven history, overcoming a 23 point first-half deficit to edge Kansas State 63-60.
- On March 21, CU defeated Big Ten champs Iowa, 75-74, to finish with a No. 15 (AP)/No. 11 (UPI) national ranking.
- Burdette Haldorson set school records in points (524), conference points (287), rebounds (346), free throws (160). He also led the conference in scoring (23.9 ppg.).
- CU set school marks for most points scored in a season (1772), conference season (885), points scored in a game (93).

## 1955-56

M	D	Year	Opponent	Score	FG	FGA	Pct.	FT	FTA	Pct	TR	PF	Pts	Min.
12	3	1955	at Oregon State	W 63-53	18	52	.346	27	41	.659	37	8	63	200
12	5	1955	at Oregon	W 68-49	23	57	.404	22	28	.786	35	15	68	200
12	12	1955	IOWA	W 60-57	24	61	.393	12	30	.400	53	19	60	200
12	16	1955	at Brigham Young	L 53-70	20	74	.270	13	22	.591	37	10	53	200
12	17	1955	at Brigham Young	L 53-84	17	78	.218	19	33	.576	40	19	53	200
12	22	1955	at Colorado State	L 58-60	23	63	.365	12	18	.667	51	13	58	200
12	27	1955	# vs. Oklahoma	W 88-69	27	67	.403	34	46	.739	44	19	88	200
12	29	1955	# vs. Iowa State	L 52-55	19	61	.311	14	21	.667	45	15	52	200
12	30	1955	# vs. Missouri	L 79-82	24	70	.343	31	47	.660	48	23	79	200
1	7	1956	* NEBRASKA	W 78-63	25	66	.379	28	37	.757	48	19	78	200
1	14	1956	* MISSOURI	W 79-72	26	65	.400	27	39	.692	48	26	79	200
1	21	1956	* at Nebraska	W 77-50	32	73	.438	13	21	.619	49	21	77	200
1	23	1956	* at Iowa State	L 68-70	26	55	.473	16	24	.667	40	14	68	200
2	4	1956	* at Kansas State	L 51-82	18	63	.286	15	26	.577	37	17	51	200
2	11	1956	* KANSAS STATE	W 71-53	25	68	.368	21	27	.778	54	10	71	200
2	18	1956	* at Missouri	L 61-86	24	71	.338	13	18	.722	46	27	61	200
2	20	1956	* at Oklahoma	W 61-53	20	56	.357	21	29	.724	41	22	61	200
2	27	1956	* IOWA STATE	L 62-79	21	71	.296	20	27	.741	41	18	62	200
3	2	1956	* at Kansas	L 44-54	18	60	.300	8	20	.400	44	17	44	200
3	5	1956	* OKLAHOMA	W 67-66	19	61	.311	29	36	.806	45	13	67	200
3	10	1956	* KANSAS	W 75-67	30	78	.385	15	20	.750	52	18	75	200

#-Big Seven Christmas Tournament - Kansas City; \*-Big Seven Conference


Player	GP	FG	FGA	Pct	FT	FTA	Pct	TR	RPG	PF	FO	TP	PPG
Ranglos, Jim	21	105	275	.382	101	138	.732	189	9.0	49	1	311	14.8
Hannah, George	21	70	209	.335	74	127	.583	207	9.9	65	2	214	10.2
Peterson, Bill	21	77	220	.350	56	72	.778	78	3.7	31	0	210	10.0
Coffman, Mel	21	70	225	.311	36	52	.692	108	5.1	45	0	176	8.4
Helzer, Bob	21	51	140	.364	74	109	.679	111	5.3	60	1	176	8.4
Mowbray, Dave	21	54	133	.406	25	43	.581	62	3.0	33	1	133	6.3
Norman, Ken	4	6	19	.316	2	3	.667	8	2.0	1	0	14	3.5
Cadle, Jim	16	20	48	.417	11	16	.688	32	2.0	23	1	51	3.2
Nicholson, Dick	18	7	34	.206	13	16	.813	19	1.1	17	0	27	1.5
Gingrich, Joe	7	2	4	.500	4	6	.667	3	0.4	5	0	8	1.1
Jochems, Jim	17	6	23	.261	5	11	.455	20	1.2	14	0	17	1.0
Mansfield, Mick	12	3	18	.167	5	8	.625	14	1.2	9	0	11	0.9
Johnson, Gordon	13	3	12	.250	4	6	.667	6	0.5	3	0	10	0.8
Redhair, George	13	5	10	.500	0	3	.000	5	0.4	8	0	10	0.8
TEAM								73					
	21	479	1370	.350	410	610	.672	935	44.5	363	6	1368	65.1

### 11-10 (7-5 Big Seven) Head Coach: H.B. Lee

Assistant: Bruce Conway

#	Name	Class	Pos.	Ht.	Wt.	Hometown
20	Cadle, Jim	Jr.	F	6-4	180	Newton, Kan.
21	Coffman, Melvin	Sr.	F	6-3	190	Ponca City, Okla.
14	Gingrich, Joe	So.	F	6-1	180	Wakefield, Kan.
30	Hannah, George	Sr.	C	6-7	205	Lake Forest, Ill.
23	Helzer, Bob	Jr.	F	6-2	185	Denver, Colo.
22	Jochems, Jim	So.	C	6-7	190	Denver, Colo.
5	Johnson, Gordon	Jr.	G	6-1	175	Norfolk, Neb.
15	Mansfield, Mick	Jr.	G	6-4	190	Sycamore, Ill.
4	Mowbray, Dave	Jr.	G	6-1	165	Aurora, Ill.
11	Nicholson, Dick	Sr.	F	6-3	180	Boulder, Colo.
10	Norman, Ken	So.	G	6-2	180	Decatur, Ill.
12	Peterson, William	So.	G	6-0	170	Crystal Lake, Ill.
25	Ranglos, James	Sr.	F	6-4	190	La Jolla, Calif.
3	Redhair, George	Jr.	G	6-2	170	Denver, Colo.
24	Wilcox, Frank	So.	C	7-0	185	Denver, Colo.

Home: 6-1 Road: 4-7 Neutral: 1-2



Jim Ranglos

### SEASON NOTES

- Jim Ranglos was the lone Buffalo to earn All-Big Seven honors after a season in which he finished ninth in league scoring (14.8 points per game).
- On Feb. 11, CU beat Kansas State for its 19th straight home victory.
- In the final game for both coaches, CU's H.B. "Bebe" Lee and the Buffs, defeated Dr. Forrest C. "Phog" Allen's Kansas squad, 75-67, to bring an end to two illustrious coaching careers.
- Lee resigned as head coach to become the athletic director at Kansas State College. He coached CU for six years with 63 victories. His teams generated a pair of eight-game winning streaks in 1953-54 and 1954-55.



## 1956-57

M	D	Year	Opponent	Score	FG	FGA	Pct.	FT	FTA	Pct	TR	PF	Pts	Min.
12	3	1956	OREGON STATE	W 67-58	20	65	.308	27	40	.675	56	19	67	200
12	8	1956	at Colorado State	W 65-53	25	67	.373	15	23	.652	67	21	65	200
12	10	1956	COLORADO STATE	W 70-49	21	61	.344	28	36	.778	51	25	70	200
12	15	1956	USC	W 79-76	27	58	.466	25	41	.610	43	25	79	200
12	17	1956	IDAHO	W 71-52	22	56	.393	27	33	.818	42	19	71	200
12	21	1956	at Washington	W 65-53	24	57	.421	17	24	.708	38	10	65	200
12	22	1956	at Washington	L 55-69	22	61	.361	11	19	.579	37	22	55	200
12	27	1956	# vs. Missouri	W 64-55	23	55	.418	18	26	.692	36	16	64	200
12	28	1956	# vs. Michigan State	W 90-87	24	59	.407	42	49	.857	38	21	90	200
12	29	1956	# vs. Kansas	L 54-80	21	58	.362	12	14	.857	28	22	54	200
1	3	1957	at Miami	W 73-66	26	59	.441	21	34	.618	42	18	73	200
1	7	1957	* at Nebraska	L 52-74	16	53	.302	20	32	.625	34	22	52	200
1	12	1957	* NEBRASKA	W 60-56	19	50	.380	22	32	.688	38	20	60	200
1	19	1957	* KANSAS STATE	L 49-61	16	67	.239	17	23	.739	45	20	49	200
2	2	1957	* at Kansas State	L 60-73	19	63	.302	22	36	.611	52	25	60	200
2	4	1957	* at Iowa State	L 71-72	25	55	.455	21	33	.636	41	25	71	200
2	9	1957	* MISSOURI	W 75-70	23	51	.451	29	40	.725	37	25	75	200
2	11	1957	* IOWA STATE	W 59-52	18	45	.400	23	35	.657	36	12	59	200
2	16	1957	* OKLAHOMA	W 75-69	18	38	.474	39	54	.722	45	22	75	200
2	23	1957	* at Missouri	L 62-72	20	63	.317	22	29	.759	35	20	62	200
3	2	1957	* KANSAS	L 57-68	20	50	.400	17	26	.654	38	25	57	200
3	9	1957	* at Kansas	L 63-78	19	61	.311	25	34	.735	38	19	63	200
3	11	1957	* at Oklahoma	W 62-61	18	43	.419	26	34	.765	27	18	62	200


#Big Seven Christmas Tournament - Kansas City; \*Big Seven Conference

Player	GP	FG	FGA	Pct	FT	FTA	Pct	TR	RPG	PF	FO	TP	PPG
Helzer, Bob	11	57	117	.487	53	73	.726	68	6.2	34	1	167	15.2
Mowbray, Dave	23	95	247	.385	83	113	.735	89	3.9	79	4	273	11.9
Cadle, Jim	23	76	197	.386	102	135	.756	122	5.3	78	5	254	11.0
Walker, Don	19	58	149	.389	53	87	.609	137	7.2	60	6	169	8.9
Schroeder, Gerry	23	69	202	.342	50	71	.704	92	4.0	51	1	188	8.2
Nicholson, Dick	22	49	150	.327	77	108	.713	112	5.1	65	5	175	8.0
Jochems, Jim	10	21	47	.447	33	44	.750	72	7.2	19	2	75	7.5
Hayward, Leo	23	45	118	.381	58	87	.667	146	6.3	48	1	148	6.4
Bradley, Walt	16	6	19	.316	4	6	.667	20	1.3	11	0	16	1.0
Michaelson, Dave	18	4	13	.308	7	12	.583	21	1.2	9	0	15	0.8
Johnson, Gordon	15	4	18	.222	2	3	.667	7	0.5	7	0	10	0.7
Bennett, Bob	7	1	4	.250	1	2	.500	4	0.6	2	0	3	0.4
Redhair, George	18	1	14	.071	3	6	.500	8	0.4	7	0	5	0.3
Team								39					
	23	486	1295	.375	526	747	.704	944	41.0	470	25	1498	65.1

### 14-9 (5-7 Big Seven) Head Coach: Sox Walseth Assistant: Bruce Conway

#	Name	Class	Pos.	Ht.	Wt.	Hometown
24	Baskin, Matt	So.	C	6-7	180	Minneapolis, Minn.
12	Bennett, Bob	So.	G	6-1	195	Evanston, Ill.
15	Bradley, Walt	So.	F	6-5	200	Brighton, Colo.
20	Cadle, Jim	Sr.	F	6-4	185	Newton, Kan.
21	Hayward, Leo	Jr.	F	6-5	205	Las Animas, Colo.
23	Helzer, Bob	Sr.	G	6-2	185	Denver, Colo.
22	Jochems, Jim	Jr.	C	6-8	200	Denver, Colo.
5	Johnson, Gordon	Sr.	G	6-1	180	Norfolk, Neb.
14	Michaelson, Dave	So.	F	6-2	185	Minneapolis, Minn.
4	Mowbray, Dave	Sr.	G	6-1	165	Aurora, Ill.
11	Nicholson, Dick	Jr.	F	6-3	185	Boulder, Colo.
3	Redhair, George	Sr.	G	6-2	170	Helena, Mont.
25	Schroeder, Gerry	So.	G	6-1	185	Westminster, Colo.
30	Walker, Don	So.	C	6-6	207	Beverly Hills, Calif.


Home: 8-2 Road: 4-6 Neutral: 2-1



Bob Helzer

### SEASON NOTES

- The CU head-coaching job was taken over by 30-year-old Russell "Sox" Walseth, who replaced H.B. Lee.
- In his first season, Walseth was named Big Seven Coach of the Year.
- On Dec. 3, the Buffs stunned highly regarded Oregon State, 67-58, in Sox Walseth's coaching debut. Jim Jochems scored 18 points, Bob Helzer and Dave Mowbray each added 14. Jochems would be plagued by a knee injury the rest of the season, played in only 10 games.
- After upsetting Missouri, the Buffs set a Big Seven Christmas Tournament record shooting 42-of-49 from the free throw line in a 90-87 victory over Michigan State. This marked the first time a CU team reached the finals of the tournament. CU lost the title game to Kansas, who was led by Wilt Chamberlain's 45 points.
- CU guard Dave Mowbray was selected to the All-Big Seven All-Tournament second team. Mowbray led the Buffs in total points with 273, an average of 11.9 per game.
- After pre-season predictions labeled CU for not much success (five top scorers from a year ago did not return), the Buffs finished 14-9 and tied for fourth in the conference. Only six other CU teams had won more than 14 games.



Sox Walseth  
1956-57 – 1975-76

M	D	Year	Opponent	Score	FG	FGA	Pct.	FT	FTA	Pct	TR	PF	Pts	Min.
12	2	1957	COLORADO STATE	L 55-64	19	59	.322	17	28	.607	31	23	55	200
12	7	1957	at Montana	W 77-60	30	61	.492	17	28	.607	58	24	77	200
12	14	1957	at Michigan State	L 44-84	14	51	.275	16	27	.593	26	24	44	200
12	16	1957	at Illinois	L 46-64	17	71	.239	12	24	.500	39	14	46	200
12	19	1957	DRAKE	L 68-71	23	66	.348	22	29	.759	35	26	68	200
12	23	1957	STANFORD	W 61-58	18	54	.333	25	37	.676	34	18	61	200
12	26	1957	# vs. Iowa State	L 43-81	13	59	.220	17	34	.500	39	27	43	200
12	28	1957	# vs. Oklahoma	L 52-53	18	47	.383	16	26	.615	37	20	52	200
12	30	1957	# vs. Princeton	W 80-64	31	74	.419	18	31	.581	58	23	80	200
1	4	1958	WYOMING	W 66-51	23	64	.359	20	33	.606	53	16	66	200
1	11	1958	* OKLAHOMA	L 41-51	14	59	.237	13	26	.500	35	17	41	200
1	13	1958	* at Kansas	L 46-67	19	58	.328	8	11	.727	35	22	46	200
1	20	1958	* IOWA STATE	W 45-36	13	39	.333	19	24	.792	36	19	45	200
2	1	1958	* at Kansas State	L 54-83	19	65	.292	16	23	.696	39	17	54	200
2	3	1958	* at Oklahoma	L 53-68	19	60	.317	15	30	.500	47	23	53	200
2	8	1958	* MISSOURI	L 51-55 (ot)	17	48	.354	17	25	.680	28	20	51	225
2	10	1958	* KANSAS	L 51-60	15	30	.500	21	27	.778	18	17	51	200
2	15	1958	* KANSAS STATE	L 62-68	24	52	.462	14	24	.583	29	20	62	200
2	17	1958	* at Nebraska	L 41-50	14	56	.250	13	22	.591	33	21	41	200
2	22	1958	AIR FORCE	W 54-50	18	41	.439	18	25	.720	32	10	54	200
3	1	1958	* at Iowa State	L 44-71	15	48	.313	14	31	.452	27	29	44	200
3	3	1958	* at Missouri	W 59-45	15	40	.375	29	38	.763	36	25	59	200
3	8	1958	* NEBRASKA	W 54-52	21	54	.389	12	21	.571	32	15	54	200

#Big Seven Christmas Tournament - Kansas City; \*Big Seven Conference

Player	GP	FG	FGA	Pct	FT	FTA	Pct	TR	RPG	PF	FO	TP	PPG
Schroeder, Gerry	23	103	266	.387	98	134	.731	84	3.7	61	1	304	13.2
Pitts, Larry	21	58	162	.358	56	81	.691	35	1.7	48	1	172	8.2
Hayward, Leo	23	77	188	.410	29	63	.460	123	5.3	46	1	183	8.0
Musciano, John	14	29	85	.341	30	34	.882	29	2.1	27	0	88	6.3
Walker, Don	23	47	165	.285	51	82	.622	151	6.6	75	4	145	6.3
Baskin, Matt	19	25	85	.294	26	44	.591	79	4.2	47	3	76	4.0
Jochems, Jim	21	22	70	.314	24	35	.686	80	3.8	37	2	68	3.2
Bradley, Walt	21	20	54	.370	13	29	.448	57	2.7	26	0	53	2.5
Lewis, Billy	22	20	93	.215	12	41	.293	66	3.0	28	1	52	2.4
Javernick, Frank	16	7	22	.318	22	33	.667	36	2.3	32	2	36	2.3
Barnes, Jim	1	1	1	1.000	0	0	.000	1	1.0	0	0	2	2.0
Bennett, Bob	1	0	1	.000	2	2	1.000	0	0.0	1	0	2	2.0
Bolen, Darrell	10	4	14	.286	6	13	.462	9	0.9	14	0	14	1.4
Lind, Russ	13	7	15	.467	4	7	.571	5	0.4	8	0	18	1.4
Anderson, Larry	17	5	17	.294	10	15	.667	5	0.3	11	0	20	1.2
Michaelson, Dave	13	4	18	.222	6	11	.545	16	1.2	9	0	14	1.1
TEAM								61					
	23	429	1256	.342	389	624	.623	837	36.4	470	15	1247	54.2

### 8-15 (3-9 Big Seven) Head Coach: Sox Walseth

Assistant: Bruce Conway

#	Name	Class	Pos.	Ht.	Wt.	Hometown
0	Anderson, Larry	So.	G	5-8	140	Greeley, Colo.
60	Barnes, Jim	So.	G	5-10	145	Huron, S.D.
54	Baskin, Matt	So.	C	6-7	180	Minneapolis, Minn.
12	Bennett, Bob	Jr.	G	6-1	175	Evanston, Ill.
4	Bolen, Darrell	So.	G	5-11	155	Quinter, Kan.
44	Bradley, Walt	Jr.	F	6-5	200	Brighton, Colo.
34	Hayward, Leo	Sr.	F	6-5	207	Las Animas, Colo.
42	Javernick, Frank	So.	F	6-6	198	Canon City, Colo.
52	Jochems, Jim	Sr.	C	6-8	200	Denver, Colo.
20	Lewis, Billy	So.	G/F	6-3	165	Denver, Colo.
24	Lind, Russ	So.	G	6-2	174	Galesburg, Ill.
30	Michaelson, Dave	Jr.	F	6-2	175	Minneapolis, Minn.
22	Musciano, John	Jr.	F	6-2	180	Camden, N.J.
50	Olson, Jerry	So.	F	6-6	225	Austin, Minn.
10	Pitts, Larry	So.	G	6-1	180	Vincennes, Ind.
32	Pitts, Tom	So.	G/F	6-3	170	Vincennes, Ind.
14	Schroeder, Gerry	Jr.	G	6-1	185	Westminster, Colo.
40	Walker, Don	Jr.	F/C	6-6	205	Beverly Hills, Calif.



Gerry Schroeder

### SEASON NOTES

- On Dec. 7, the Buffs beat Montana and former CU coach Frosty Cox, 77-60.
- On Jan. 20, CU upset conference leader Iowa State to earn Colorado's first victory in Big Eight Conference play.
- On March 8, CU's Gerry Schroeder tipped in a shot at the final buzzer to beat Nebraska, 54-52, for a thrilling finish to the basketball season.
- Schroeder was the lone CU player to average over 10 points a game (13.2 ppg.). His 304 points was the most scored ever by a CU guard.
- On Feb. 10 against Kansas, the Buffaloes "held" Wilt Chamberlain to his lowest point total in his high school, college, and professional career of six points. Chamberlain deliberately held onto the ball choosing to pass the ball to his teammates opposed to shooting.
- Gerry Schroeder (8-of-14) and Larry Pitts (7-of-12) combined for all of CU's 15 made field goals (the rest of the team went 0-for-14) in CU's 59-45 victory at Missouri (Mar. 3). The only two players to score all of CU's points from the field, is believed to be a school record for fewest players to score a basket.

Home: 5-6 Road: 2-7 Neutral: 1-2



## 1958-59

M	D	Year	Opponent	Score	FG	FGA	Pct.	FT	FTA	Pct	TR	PF	Pts	Min.
12	1	1958	at Iowa	L 46-67	18	70	.257	10	19	.526	36	17	46	200
12	5	1958	WASHINGTON	W 70-63 (OT)	25	77	.325	20	28	.714	38	16	70	225
12	6	1958	WASHINGTON	W 69-51	20	65	.308	29	46	.630	47	19	69	200
12	8	1958	MONTANA	W 86-55	33	87	.379	20	33	.606	56	19	86	200
12	13	1958	at Air Force	W 52-44	17	39	.436	18	22	.818	41	21	52	200
12	19	1958	at UCLA	L 48-58	15	59	.254	18	25	.720	50	23	48	200
12	20	1958	at UCLA	L 54-56	20	65	.308	14	26	.538	52	16	54	200
12	28	1958	# vs. Kansas	W 63-52	24	55	.436	15	26	.577	45	16	63	200
12	29	1958	# vs. Nebraska	W 54-50	21	56	.375	12	16	.750	44	18	54	200
12	30	1958	# vs. Kansas State	L 66-67	23	44	.523	20	25	.800	29	22	66	200
1	5	1959	* NEBRASKA	W 57-50	19	53	.358	19	26	.731	31	14	57	200
1	10	1959	* at Kansas State	L 58-89	18	63	.286	22	31	.710	36	24	58	200
1	12	1959	* OKLAHOMA STATE	W 65-52	23	55	.418	19	26	.731	28	17	65	200
1	19	1959	* IOWA STATE	W 73-64	24	65	.369	25	43	.581	37	24	73	200
1	31	1959	* at Kansas	W 66-64	24	66	.364	18	31	.581	46	21	66	200
2	3	1959	* at Missouri	W 65-59	24	60	.400	17	25	.680	47	25	65	200
2	7	1959	* KANSAS STATE	L 59-70	23	68	.338	13	20	.650	53	22	59	200
2	14	1959	* MISSOURI	L 80-85	23	71	.324	34	49	.694	49	30	80	200
2	16	1959	* KANSAS	W 65-53	23	65	.354	19	29	.655	48	20	65	200
2	21	1959	* at Iowa State	W 75-63	26	49	.531	23	29	.793	48	21	75	200
2	23	1959	* at Nebraska	L 61-62	23	54	.426	15	30	.500	40	18	61	200
2	28	1959	* OKLAHOMA	W 73-56	23	42	.548	27	35	.771	46	18	73	200
3	7	1959	* at Oklahoma State	L 51-66	16	44	.364	19	29	.655	25	23	51	200
3	9	1959	* at Oklahoma	L 60-63	20	54	.370	20	23	.870	32	13	60	200


#-Big Eight Christmas Tournament - Kansas City; \*-Big Eight Conference

Player	GP	FG	FGA	Pct	FT	FTA	Pct	TR	RPG	PF	FO	TP	PPG
Schroeder, Gerry	24	115	286	.402	91	119	.765	104	4.3	68	3	321	13.4
Walker, Don	24	110	293	.375	95	159	.597	204	8.5	81	4	315	13.1
Lind, Russ	24	86	223	.386	71	85	.835	71	3.0	32	1	243	10.1
Musciano, John	20	48	117	.410	65	80	.813	49	2.5	45	1	161	8.1
Lewis, Billy	23	52	156	.333	31	57	.544	93	4.0	59	0	135	5.9
Olson, Jerry	24	36	107	.336	38	69	.551	164	6.8	75	4	110	4.6
Mansfield, Mick	24	36	101	.356	25	48	.521	83	3.5	40	0	97	4.0
Javernick, Frank	22	12	50	.240	21	31	.677	65	3.0	39	0	45	2.0
Anderson, Larry	19	12	31	.387	13	17	.765	7	0.4	7	0	37	1.9
Piper, Glen	18	9	24	.375	8	12	.667	13	0.7	11	0	26	1.4
Baskin, Matt	19	7	31	.226	8	14	.571	25	1.3	15	0	22	1.2
Beckner, Joe	12	2	7	.286	0	1	.000	2	0.2	5	0	4	0.3
TEAM								124					
	24	525	1426	.368	466	692	.673	1004	41.8	477	13	1516	63.2

### 14-10 (8-6 Big Eight) Head Coach: Sox Walseth Assistant: Frank Gompert

#	Name	Class	Pos.	Ht.	Wt.	Hometown
0	Anderson, Larry	Jr.	G	5-8	135	Greeley, Colo.
54	Baskin, Matt	Jr.	C	6-7	185	Minneapolis, Minn.
4	Beckner, Joe	So.	G	5-9	160	Richmond, Ind.
44	Bradley, Walt	Sr.	F	6-5	200	Brighton, Colo.
30	Holland, Bob	So.	F	6-3	190	Kiowa, Colo.
42	Javernick, Frank	Jr.	F	6-6	198	Canon City, Colo.
20	Lewis, Billy	Jr.	F	6-3	175	Denver, Colo.
10	Lind, Russ	Jr.	G	6-2	174	Galesburg, Ill.
32	Mansfield, Mick	Sr.	G	6-4	193	Sycamore, Ill.
22	Musciano, John	Sr.	F	6-2	180	Camden, N.J.
50	Olson, Jerry	So.	F	6-6	220	Austin, Minn.
24	Piper, Glen	So.	F	6-3	170	Dodge City, Kan.
14	Schroeder, Gerry	Sr.	G	6-1	180	Westminster, Colo.
40	Walker, Don	Sr.	C	6-6	205	Beverly Hills, Calif.
12	Whissen, Gil	So.	G	6-2	170	Denver, Colo.

Home: 8-2 Road: 4-7 Neutral: 2-1



Don Walker

### SEASON NOTES

- On Dec. 5, the Buffs shocked highly favored Washington, 70-63, in an overtime thriller.
- On Dec. 8, former CU coach Frosty Cox's return to Boulder was spoiled by an 86-55 drubbing by the Buffs.
- On Jan. 19, in one of the most accurate shooting performances in CU history, Russ Lind scored 25 points, shooting 10-of-11 from the field and 5-of-5 from the free throw line in a 73-64 victory over Iowa State.
- On Jan. 31, CU upset Kansas, 66-64, in the Buffaloes' first nationally televised appearance.
- CU guard Gerry Schroeder was named to both the AP and UPI All-Big Eight teams. Schroeder finished a brilliant three-year career with a total of 813 points, the third highest career total for a Buff, only topped by and Burdette Halderson (1125) and Bob Jeangerard (842).
- Schroeder set a school-record for points scored in a season by a guard (321 points).
- Schroeder (13.4 ppg.) and Don Walker (13.1 ppg.) finished ninth and 10th, respectively in Big Eight scoring (all games).
- CU's 8-6 conference mark tied for third, its best conference finish over the last four seasons.

## 1959-60

M	D	Year	Opponent	Score	FG	FGA	Pct.	FT	FTA	Pct	TR	PF	Pts	Min.
12	4	1959	at Colorado State	W 66-55	22	50	.440	22	35	.629	47	18	66	200
12	5	1959	TEXAS TECH	W 69-66	27	66	.409	25	42	.595	65	19	79	200
12	7	1959	NEW MEXICO	W 82-60	34	80	.425	14	24	.583	70	23	82	200
12	9	1959	NEW MEXICO STATE	L 69-77	25	60	.417	19	32	.594	42	19	69	200
12	14	1959	IOWA	W 76-68 (2ot)	26	61	.426	24	38	.632	49	19	76	250
12	18	1959	at California	L 47-51	17	40	.425	13	18	.722	33	13	47	200
12	19	1959	at California	L 46-79	12	38	.316	22	30	.733	34	23	46	200
12	26	1959	# vs. Nebraska	W 64-55	23	54	.426	18	30	.600	56	20	64	200
12	29	1959	# vs. Iowa State	L 41-55	15	63	.238	11	22	.500	54	15	41	200
12	30	1959	# vs. Oklahoma	W 61-57	18	40	.450	25	42	.595	39	18	61	200
1	4	1960	* at Kansas State	L 37-69	13	50	.260	11	20	.550	42	16	37	200
1	8	1960	* OKLAHOMA	L 62-64 (2ot)	15	46	.326	32	48	.667	37	23	62	250
1	11	1960	* KANSAS	W 65-61	28	66	.424	9	15	.600	43	16	65	200
1	16	1960	* NEBRASKA	W 62-57 (ot)	24	62	.387	14	23	.609	49	20	62	225
1	30	1960	* at Nebraska	W 58-54	22	66	.333	14	24	.583	52	14	58	200
2	1	1960	* at Iowa State	W 70-55	22	48	.458	26	31	.839	38	17	70	200
2	6	1960	* KANSAS STATE	W 65-50	18	43	.419	29	37	.784	46	10	65	200
2	8	1960	* OKLAHOMA STATE	W 48-40	16	40	.400	16	28	.571	44	13	48	200
2	15	1960	* MISSOURI	W 63-62	26	70	.371	11	23	.478	53	18	63	200
2	20	1960	* at Kansas	L 67-75	26	68	.382	15	21	.714	45	21	67	200
2	22	1960	* at Missouri	L 73-82	23	64	.359	27	38	.711	55	24	73	200
2	27	1960	* IOWA STATE	L 80-83 (5ot)	30	88	.341	20	36	.556	68	19	80	325
3	3	1960	* at Oklahoma	L 61-63	17	42	.405	27	37	.730	33	18	61	200
3	5	1960	* at Oklahoma State	W 41-39	16	44	.364	9	15	.600	27	11	41	200

# Big Eight Christmas Tournament - Kansas City; \*-Big Eight Conference


Player	GP	FG	FGA	Pct	FT	FTA	Pct	TR	RPG	PF	FO	TP	PPG
Gilmore, Wilky	24	100	267	.375	134	188	.713	254	10.6	66	1	334	13.9
Lind, Russ	24	100	239	.418	83	102	.814	107	4.5	51	3	283	11.8
Williams, Stan	23	80	199	.402	71	118	.602	99	4.3	54	2	231	10.0
Javernick, Frank	24	81	183	.443	59	103	.573	135	5.6	77	5	221	9.2
Voss, Roger	16	44	108	.407	42	71	.592	101	6.3	46	2	130	8.1
Millies, Wayne	24	52	159	.327	23	41	.561	136	5.7	35	1	127	5.3
Lewis, Billy	22	24	81	.296	9	22	.409	38	1.7	27	1	57	2.6
Zyzda, Gene	22	19	53	.358	6	19	.316	45	2.0	32	0	44	2.0
Piper, Glen	11	3	13	.231	15	18	.833	12	1.1	10	0	21	1.9
Gilkey, Grayal	6	3	7	.429	1	2	.500	6	1.0	3	0	7	1.2
Butler, Don	15	6	15	.400	5	7	.714	15	1.0	9	0	17	1.1
Beckner, Joe	19	2	14	.143	4	15	.267	19	1.0	15	0	8	0.4
Gunsauls, Don	8	1	8	.125	1	2	.500	2	0.3	2	0	3	0.4
Whissen, Gil	3	0	1	.000	0	0	.000	0	0.0	0	0	0	0.0
TEAM								152					
	24	515	1347	.382	453	708	.640	1121	46.7	427	15	1483	61.8

### 14-10 (8-6 Big Eight) Head Coach: Sox Walseth

Assistant: Frank Gompert

#	Name	Class	Pos.	Ht.	Wt.	Hometown
3	Beckner, Joe	Jr.	G	5-9	157	Richmond, Ind.
21	Butler, Don	So.	F	6-5	178	Pueblo, Colo.
15	Gilkey, Grayal	So.	F	6-4	171	Aurora, Ill.
22	Gilmore, Maurice	So.	F	6-5	206	New Canaan, Conn.
4	Gunsauls, Don	So.	G	6-2	185	Denver, Colo.
30	Jackson, Dave	Jr.	C	6-8	180	Pueblo, Colo.
23	Javernick, Frank	Sr.	F	6-6	198	Canon City, Colo.
14	Lewis, Billy	Sr.	F	6-3	174	Denver, Colo.
10	Lind, Russ	Sr.	G	6-1	187	Galesburg, Ill.
20	Millies, Wayne	So.	F	6-4	214	Elmhurst, Ill.
12	Piper, Glen	Jr.	F	6-3	160	Dodge City, Kan.
24	Voss, Roger	So.	C	6-7	212	Austin, Minn.
11	Whissen, Gil	So.	G	6-2	178	Denver, Colo.
5	Williams, Stan	So.	G	6-2	186	Denver, Colo.
25	Zyzda, Gene	So.	C	6-8	189	Chicago, Ill.

Home: 8-3 Road: 4-6 Neutral: 2-1



Wilky Gilmore

### SEASON NOTES

- Wilky Gilmore earned UPI All-Big Eight first team honors. He led CU in scoring (13.9 ppg.) and rebounding (10.6 rpg.). It's just the second time a Buff player averaged a double-double for a season (Burdette Haldorson (21.0 ppg, 13.8 rpg., 1954-55).
- On Feb. 6, CU, without two starters, managed to down Kansas State, 65-50, to snap the Wildcats 19-game conference winning streak.
- On Feb. 27, the Buffs lost to Iowa State, 83-80, in five overtimes, which was the longest game ever played in the Big Eight.
- On March 5, Wilky Gilmore ended the Buffs season on a winning note by tipping in a missed Russ Lind shot with two seconds remaining to give CU a 41-39 victory over Oklahoma State.
- Gilmore scored the most points (334) and rebounds (254) by a first-year player.
- Gilmore (13.9 ppg.), Russ Lind (11.8) and Stan Williams (10.0) ranked the top-15 in Big Eight scoring. Gilmore was seventh, Lind was ninth, Williams 14th.
- The 1959-60 team also marked the first time four players eclipsed the 200-point plateau in a single season.
- CU also played four overtime games (going 2-2), it's the most overtime games in any season.



M	D	Year	Opponent	Score	FG	FGA	Pct.	FT	FTA	Pct	TR	PF	Pts	Min.
12	2	1960	at Arizona	W 82-72	22	61	.361	38	56	.679	48	18	82	200
12	3	1960	at Arizona	W 83-60	26	51	.510	31	38	.816	62	20	83	200
12	5	1960	at New Mexico	W 74-65	29	55	.527	16	27	.593	56	14	74	200
12	10	1960	OREGON	W 71-57	24	51	.471	23	41	.561	57	18	71	200
12	12	1960	ILLINOIS	W 90-81	34	65	.523	22	31	.710	57	12	90	200
12	14	1960	NEW MEXICO STATE	W 89-87 (2ot)	33	58	.569	23	31	.742	37	14	89	250
12	17	1960	CREIGHTON	W 76-63	29	63	.460	18	36	.500	62	19	76	200
12	21	1960	at Wichita State	L 54-64	20	52	.385	14	18	.778	42	19	54	200
12	26	1960	# vs. Oklahoma	L 60-64	21	64	.328	18	27	.667	44	18	60	200
12	28	1960	# vs. Oklahoma State	L 60-63	25	67	.373	10	19	.526	50	20	60	200
12	29	1960	## vs. Missouri	W 99-79	35	73	.479	29	43	.674	51	24	99	200
1	7	1961	*% at Iowa State	W 61-60	22	68	.324	17	26	.654	53	13	61	200
1	9	1961	* at Nebraska	L 61-65	27	78	.346	7	16	.438	55	12	61	200
1	14	1961	*% NEBRASKA	W 66-51	26	69	.377	14	22	.636	49	8	66	200
1	16	1961	* OKLAHOMA	L 47-56	16	57	.281	15	21	.714	45	20	47	200
1	28	1961	*% IOWA STATE	W 67-65 (ot)	26	63	.413	15	27	.556	48	25	67	225
2	4	1961	* at Missouri	L 72-90	23	70	.329	26	42	.619	67	24	72	200
2	6	1961	* at Kansas	L 65-88	25	63	.397	15	29	.517	45	22	65	200
2	13	1961	*% KANSAS STATE	W 81-80	26	60	.433	29	38	.763	45	20	81	200
2	18	1961	* KANSAS	L 62-90	27	80	.338	8	20	.400	57	24	62	200
2	20	1961	*% OKLAHOMA STATE	W 63-51	22	41	.537	19	23	.826	34	13	63	200
2	27	1961	*% MISSOURI	W 70-67	27	62	.435	16	36	.444	61	26	70	200
3	4	1961	* at Oklahoma State	L 48-71	19	38	.500	10	22	.455	23	26	48	200
3	6	1961	*% at Oklahoma	W 52-45	22	63	.349	8	15	.533	51	13	52	200
3	11	1961	* at Kansas State	L 65-82	21	54	.389	23	36	.639	47	22	65	200

#-Big Eight Christmas Tournament - Kansas City; \*-Big Eight Conference

Player	GP	FG	FGA	Pct	FT	FTA	Pct	TR	RPG	PF	FO	TP	PPG
Voss, Roger	25	161	366	.440	119	174	.684	252	10.1	78	4	441	17.6
Gilmore, Wilky	21	129	267	.483	104	156	.667	174	8.3	57	1	362	17.2
Charlton, Ken	25	126	313	.403	88	114	.772	219	8.8	59	1	340	13.6
Millies, Wayne	25	42	131	.321	27	54	.500	112	4.5	44	2	111	4.4
Gunsauls, Don	13	22	58	.379	9	13	.692	13	1.0	10	0	53	4.1
Whissen, Gil	12	19	46	.413	10	25	.400	28	2.3	19	0	48	4.0
Lee, Eric	24	31	73	.425	30	51	.588	47	2.0	33	0	92	3.8
Beckner, Joe	24	27	74	.365	30	45	.667	53	2.2	57	2	84	3.5
Carlson, Ozzie	23	26	81	.321	12	34	.353	56	2.4	39	1	64	2.8
Mueller, Milt	23	26	75	.347	10	23	.435	69	3.0	31	0	62	2.7
Butler, Don	10	5	14	.357	6	12	.500	14	1.4	6	0	16	1.6
Gilkey, Grayal	9	3	3	1.000	5	8	.625	6	0.7	2	0	11	1.2
Zyzda, Gene	17	4	17	.235	11	22	.500	23	1.4	15	1	19	1.1
Woodward, Terry	14	5	7	.714	2	7	.286	7	0.5	12	0	12	0.9
Hunter, Doug	4	1	1	1.000	0	0	.000	0	0.0	0	0	2	0.5
Morris, Larry	2	0	0	.000	1	2	.500	0	0.0	1	0	1	0.5
Owen, Bob	4	0	0	.000	0	0	.000	0	0.0	1	0	0	0.0
TEAM								173					
	25	627	1526	.411	464	740	.627	1246	49.8	464	12	1718	68.7


%-In a special ruling by the Big Eight Conference faculty representatives in September, Colorado was forced to forfeit seven victories during the 1960-61 season, six in conference play and the Buffs' lone victory in the pre-season tournament the previous December. The ruling came as a result of CU's Wilky Gilmore's playing in an organized summer league during 1960. At that time, such play was prohibited by conference rules, since rescinded. The ruling revised Colorado's record from 15-10 to 8-17, and the conference finish from a fourthplace tie to last.

### 15-10% (7-7 Big Eight) Head Coach: Sox Walseth

Assistant: Don Walker

#	Name	Class	Pos.	Ht.	Wt.	Hometown
3	Beckner, Joe	Sr.	G	5-9	160	Richmond, Ind.
21	Butler, Don	Jr.	F	6-5	184	Pueblo, Colo.
10	Carlson, Ozzie	Jr.	G	6-1	175	Valley City, N.D.
23	Charlton, Ken	So.	F	6-6	188	Denver, Colo.
20	Gilkey, Grayal	Jr.	F	6-5	185	Aurora, Ill.
12	Gilmore, Wilky	Jr.	F	6-5	204	New Canaan, Conn.
5	Gunsauls, Don	Jr.	G	6-2	178	Denver, Colo.
4	Lee, Eric	So.	G	5-10	155	Denver, Colo.
14	Millies, Wayne	Jr.	F	6-4	221	Elmhurst, Ill.
22	Mueller, Milt	So.	F	6-7	190	Cheyenne, Wyo.
25	Voss, Roger	Jr.	C	6-8	226	Austin, Minn.
11	Whissen, Gil	Jr.	G	6-2	175	Denver, Colo.
15	Woodward, Terry	So.	F	6-5	190	Pierre, S.D.
24	Zyzda, Gene	Jr.	C	6-8	200	Chicago, Ill.

Home: 9-2 Road: 5-6 Neutral: 1-2



Roger Voss

### SEASON NOTES

- On Dec. 5, former CU teammates Sox Walseth and Bob Sweeney pitted their teams against each other with favored Colorado rallying late to secure a 74-65 win over New Mexico.
- Head Coach Sox Walseth was named Big Eight Coach of the Year (his second).
- On Dec. 14, with the score tied at the end of the second overtime, Wilky Gilmore hit two free throws to give CU the win, and the free throws capped a CU season-high 35-point performance by Gilmore.
- On Dec. 19, the Buffs set a new school scoring record in a 99-79 victory over Missouri.
- Gilmore garnered NCAA All-District Five honors. District five was comprised of schools in Missouri, North Dakota, South Dakota, Kansas, Nebraska, Oklahoma, Iowa and parts of Illinois, Ohio, Colorado and Texas.
- The 1960-61 team marked the first time three players scored over 300 points in season. Juniors Roger Voss (441) and Wilky Gilmore (362), sophomore Ken Charlton (340). CU also broke a school record with 1,246 rebounds highlighted with another mark of three players averaging over eight rebounds a game.
- Voss would become just the third player in school history to average a double-double (17.6 ppg., 10.1 rpg.).

## 1961-62

M	D	Year	Opponent	Score	FG	FGA	Pct.	FT	FTA	Pct	TR	PF	Pts	Min.
12	4	1961	at Texas Tech	L 82-84 (2ot)	30	68	.441	22	31	.710	47	20	82	250
12	8	1961	ARIZONA	W 72-51	26	71	.366	20	26	.769	55	19	72	200
12	9	1961	ARIZONA	W 60-57	16	38	.421	28	34	.824	37	10	60	200
12	15	1961	CALIFORNIA	W 63-47	24	48	.500	15	28	.536	45	10	63	200
12	16	1961	CALIFORNIA	W 66-60	21	37	.568	24	33	.727	42	15	66	200
12	19	1961	at Northwestern	L 64-65	20	56	.357	24	38	.632	54	15	64	200
12	21	1961	at Cincinnati	L 67-84	22	53	.415	23	36	.639	44	19	67	200
12	28	1961	# vs. Iowa State	L 52-62	21	73	.288	10	16	.625	50	15	52	200
12	29	1961	# vs. Kansas	L 66-75	22	66	.333	22	34	.647	59	28	66	200
12	30	1961	# vs. Oklahoma State	W 76-67	28	65	.431	20	25	.800	49	22	76	200
1	6	1962	* KANSAS STATE	W 75-61	25	55	.455	25	27	.926	41	18	75	200
1	13	1962	* at Nebraska	W 58-56	20	58	.345	18	25	.720	36	17	58	200
1	15	1962	* at Iowa State	W 58-55	23	61	.377	12	16	.750	55	10	58	200
1	27	1962	* OKLAHOMA STATE	W 64-61	25	48	.521	12	16	.750	55	10	58	200
2	3	1962	* at Oklahoma State	W 54-39	24	51	.471	14	24	.583	40	19	64	200
2	5	1962	* at Oklahoma	W 54-50	21	49	.429	6	12	.500	31	12	54	200
2	10	1962	* NEBRASKA	W 74-63	28	57	.491	12	24	.500	41	9	54	200
2	12	1962	* OKLAHOMA	W 64-56	18	48	.375	18	25	.720	44	18	74	200
2	17	1962	* at Kansas	W 65-61	22	48	.458	28	41	.683	47	16	64	200
2	24	1962	* IOWA STATE	W 74-69	28	58	.483	21	24	.875	42	19	65	200
2	26	1962	* MISSOURI	W 63-58	19	44	.432	25	38	.658	40	19	63	200
3	3	1962	* at Kansas State	L 48-60	21	54	.389	6	16	.375	48	18	48	200
3	5	1962	* at Missouri	W 73-64	22	45	.489	29	36	.806	39	14	73	200
3	10	1962	* KANSAS	W 63-59	22	65	.338	19	29	.655	40	11	63	200
3	16	1962	S vs. Texas Tech	W 67-60	29	61	.475	9	19	.474	46	14	67	200
3	17	1962	S vs. Cincinnati	L 46-73	18	47	.383	10	18	.556	35	14	46	200

#-Big Eight Christmas Tournament - Kansas City; \*-Big Eight Conference; S-NCAA Tournament - Manhattan, Kan.

Player	GP	GFG	FGA	Pct	FT	FTA	Pct	TR	RPG	PF	FO	TP	PPG
Charlton, Ken	25	163	356	.458	172	221	.778	238	9.5	57	1	498	19.9
Gilmore, Wilky	25	117	258	.453	96	142	.676	163	6.5	53	0	330	13.2
Davis, Jim	26	105	209	.502	77	119	.647	216	8.3	84	7	287	11.0
Mueller, Milt	26	75	165	.455	56	80	.700	139	5.3	69	3	206	7.9
Whissen, Gil	22	40	120	.333	18	36	.500	67	3.0	31	0	98	4.5
Lee, Eric	26	41	138	.297	27	41	.659	63	2.4	41	1	109	4.2
Millies, Wayne	23	23	68	.338	13	22	.591	49	2.1	30	1	59	2.6
Sparks, Gene	23	13	52	.250	13	22	.591	29	1.3	25	1	39	1.7
Melton, Lonnie	12	9	16	.563	0	0	.000	3	0.3	3	0	18	1.5
Woodward, Terry	15	5	10	.500	2	5	.400	5	0.3	9	0	12	0.8
Zyzda, Gene	13	2	10	.200	3	7	.429	14	1.1	6	0	7	0.5
McCann, Tom	10	1	6	.167	1	2	.500	2	0.2	0	0	3	0.3
Price, Ed	11	1	15	.067	0	0	.000	3	0.3	5	0	2	0.2
TEAM								157					
	26	595	1423	.418	478	697	.686	1148	44.2	413	14	1668	64.2

### 19-7 (13-1 Big Eight) Head Coach: Sox Walseth

Assistant: Don Walker

#	Name	Class	Pos.	Ht.	Wt.	Hometown (High School)
23	Charlton, Ken	Jr.	F	6-6	191	Denver, Colo. (South)
20	Davis, Jim	So.	C	6-8	201	Muncie, Ind. (Central)
12	Gilmore, Wilky	Sr.	F	6-5	216	New Canaan, Conn.
4	Lee, Eric	Jr.	G	5-10	154	Denver, Colo. (South)
3	Lewis, Duane	So.	G	5-9	153	Burlington, Colo.
22	McCann, Tom	So.	F	6-3	189	Denver, Colo. (East)
10	Melton, Lonnie	So.	G	6-2	160	Las Animas, Colo. (Bent)
14	Millies, Wayne	Sr.	F	6-5	215	Elmhurst, Ill. (York)
13	Mueller, Milt	Jr.	F	6-6	192	Cheyenne, Wyo. (Wells)
5	Price, Ed	So.	G	6-2	175	Wheat Ridge, Colo.
21	Sparks, Gene	So.	F	6-4	196	Cortez, Colo. (Montezuma Co.)
25	Sponholtz, Glenn	So.	C	6-10	227	Chicago, Ill. (W. Community)
11	Whissen, Gil	Sr.	G	6-2	183	Denver, Colo. (South)
15	Woodward, Terry	Jr.	F	6-4	190	Pierre, S.D.
24	Zyzda, Gene	Sr.	C	6-8	200	Chicago, Ill. (Weber)

Home: 11-0 Road: 6-4 Neutral: 2-3



Ken Charlton

### SEASON NOTES

- This was only the second team in CU history to win 19 games. The other was the 1955 team, which went 19-6.
- On March 10, CU rallied from 10 points down with 4:14 remaining to beat Kansas, 63-59 to win the Big Eight Conference title.
- On March 17, CU defeated Texas Tech, 67-60, in the first round of the NCAA playoffs. In the Midwest Regional Championship game, the Buffs fell to defending national champion Cincinnati, 73-46.
- Jim Davis' .502 FG% was the highest ever by a Buff, topping the old mark of .487 by Wilky Gilmore (1960-61).
- Ken Charlton set the single-game and single-season records in free throws for the Buffs, making 19 free throws against Missouri and converting 172 on the season. Charlton's mark of 498 points scored was the second highest single-season total in CU history.
- Wilky Gilmore became the second most prolific scorer in CU history (1,026 points in three years as a Buff).
- Gilmore and Charlton were both named to the All-Big Eight team, marking only the second time CU placed two men on the first team. Burdette Haldorson and Bob Jeangard were the first duo in 1954-55.
- Charlton was named to the All-Big Eight Tournament team. He finished second in conference-only scoring (19.3). Gilmore finished eighth in scoring (13.7).
- CU went unbeaten at home (11-0), the second time with a minimum of 10 games played at home (1937-38:10-0).



## 1962-63

M	D	Year	Opponent	Score	FG	FGA	Pct.	FT	FTA	Pct	TR	PF	Pts	Min.
12	3	1962	WICHITA STATE	W 79-69	22	49	.449	35	46	.761	56	20	79	200
12	7	1962	UCLA	W 82-60	29	57	.509	24	32	.750	52	14	82	200
12	8	1962	NORTHWESTERN	W 69-64	23	46	.500	23	32	.719	36	12	69	200
12	15	1962	PEPPERDINE	W 76-63	28	63	.444	20	29	.690	50	15	76	200
12	18	1962	CREIGHTON	W 76-55	28	62	.452	20	32	.625	16	21	76	200
12	21	1962	at Arizona State	L 53-71	21	68	.309	11	22	.500	44	15	53	200
12	22	1962	at Arizona	L 52-60	15	41	.366	22	33	.667	40	14	52	200
12	26	1962	# vs. Kansas	L 64-70	27	64	.422	10	19	.526	49	13	64	200
12	28	1962	# vs. Nebraska	W 59-47	23	60	.383	13	23	.565	55	13	59	200
12	29	1962	# vs. Missouri	W 74-58	24	50	.480	26	39	.667	54	14	74	200
1	5	1963	* at Kansas	W 73-57	25	40	.625	23	32	.719	38	12	73	200
1	7	1963	* at Nebraska	W 75-47	25	58	.431	25	27	.926	45	15	75	200
1	12	1963	* MISSOURI	W 92-69	32	64	.500	28	35	.800	57	14	92	200
1	14	1963	* KANSAS STATE	W 70-53	28	53	.528	14	18	.778	42	13	70	200
2	2	1963	* at Oklahoma	W 77-68	30	62	.484	17	22	.773	49	16	77	200
2	4	1963	* at Oklahoma State	L 49-52	16	35	.457	17	21	.810	21	17	49	200
2	9	1963	* KANSAS	W 62-52	28	49	.571	6	13	.462	40	10	62	200
2	11	1963	* OKLAHOMA	W 71-60	31	67	.463	9	16	.563	54	9	71	200
2	16	1963	* at Iowa State	L 60-73	26	61	.426	8	11	.727	37	16	60	200
2	18	1963	* at Missouri	L 58-60	21	47	.447	16	21	.762	37	10	58	200
2	23	1963	* OKLAHOMA STATE	W 49-40	15	61	.246	19	24	.792	56	16	49	200
2	25	1963	* IOWA STATE	W 72-59	22	54	.407	28	39	.718	58	13	72	200
3	4	1963	* NEBRASKA	W 80-51	32	71	.451	16	25	.640	59	27	80	200
3	9	1963	* at Kansas State	W 69-56	29	53	.547	11	27	.407	48	11	69	200
3	15	1963	S vs. Oklahoma City	W 78-72	30	62	.484	18	32	.563	53	11	78	200
3	16	1963	S vs. Cincinnati	L 60-67	25	56	.446	10	21	.476	43	19	60	200

#-Big Eight Christmas Tournament - Kansas City; \*-Big Eight Conference; S-NCAA Tournament - Lawrence, Kan.


Player	GP	FG	FGA	Pct	FT	FTA	Pct	TR	RPG	PF	FO	TP	PPG
Charlton, Ken	26	160	337	.475	194	245	.792	214	8.2	51	2	514	19.8
Davis, Jim	26	145	294	.493	70	134	.522	329	12.7	74	0	360	13.8
Mueller, Milt	26	108	213	.507	72	98	.735	216	8.3	69	0	288	11.1
Parsons, George	26	73	183	.399	49	63	.778	79	3.0	46	0	195	7.5
Lee, Eric	26	69	191	.361	44	81	.543	75	2.9	37	1	182	7.0
Melton, Lonnie	25	39	81	.481	6	11	.545	19	0.8	17	0	84	3.4
Sparks, Gene	25	25	57	.439	15	29	.517	60	2.4	31	0	65	2.6
Joyce, Bob	22	14	28	.500	9	10	.900	14	0.6	12	0	37	1.7
Mohr, Adrian	2	1	1	1.000	1	2	.500	2	1.0	1	0	3	1.5
Sponholtz, Glenn	14	6	9	.667	3	5	.600	13	0.9	6	0	15	1.1
McCann, Tom	3	1	2	.500	0	0	.000	1	0.3	1	0	2	0.7
Pike, Allan	9	2	7	.286	2	3	.667	4	0.4	3	0	6	0.7
Saunders, Norm	14	4	16	.250	1	2	.500	15	1.1	9	0	9	0.6
Woodward, Terry	21	5	15	.333	2	4	.500	16	0.8	12	0	12	0.6
Price, Ed	11	2	8	.250	1	2	.500	3	0.3	1	0	5	0.5
Becker, Ralph	7	1	8	.125	0	1	.000	7	1.0	1	0	2	0.3
Casement, Russ	3	0	3	.000	0	1	.000	0	0.0	3	0	0	0.0
TEAM								157					
	26	655	1453	.451	469	691	.679	1224	47.1	374	3	1779	68.4

### 19-7 (11-3 Big Eight) Head Coach: Sox Walseth

Assistant: Dick Nicholson

#	Name	Class	Pos.	Ht.	Wt.	Hometown (High School)
23	Charlton, Ken	Sr.	F	6-6	191	Denver, Colo. (South)
20	Davis, Jim	Jr.	C	6-8	201	Muncie, Ind. (Central)
14	Joyce, Bob	So.	F	6-2	195	Colorado Spgs. Colo.
4	Lee, Eric	Sr.	G	5-10	154	Denver, Colo. (South)
22	McCann, Tom	Jr.	F	6-3	189	Denver, Colo. (East)
10	Melton, Lonnie	Jr.	G	6-2	160	Los Animas, Colo. (Bent)
13	Mueller, Milt	Sr.	F	6-6	192	Cheyenne, Wyo. (Wells)
5	Parsons, George	Jr.	G	6-2	165	London, Ky.
11	Pike, Allan	So.	G	6-2	175	Cherry Creek, Colo.
12	Saunders, Norm	So.	F	6-5	180	Wheat Ridge, Colo.
21	Sparks, Gene	Jr.	F	6-4	196	Cortez, Colo.
25	Sponholtz, Glenn	So.	C	6-10	227	Chicago, Ill. (West)
15	Woodward, Terry	Sr.	F	6-4	190	Pierre, S.D.

Home: 12-0 Road: 4-5 Neutral: 3-2



Milt Mueller

### SEASON NOTES

- CU won 19 games for the second straight season, a school-first. The 38 overall wins and 24 conference triumphs were the best in school history over a two-year span.
- CU went unbeaten at home (12-0) for just the third time with a minimum of 10 home games (1937-38, 1961-62).
- Ken Charlton and Jim Davis became the third CU pair named to All-Big Eight Conference AP & UPI teams (Gilmore/Charlton, 1961-62; Halderson/Jeanerard, 1954-55).
- Charlton scored 514 points, only the second CU player to reach the 500-point plateau in a single season. He would be named to the All-Big Eight All-Tournament team and lead the conference in scoring (19.2).
- Davis led the Big Eight in rebounding (329). He would become the fourth CU player to average a double-double in a season (13.8 ppg., 12.7 rpg.).
- On Dec. 3, CU beat Wichita State, 79-69, in double overtime for the 500th win in CU history.
- On March 9, CU's 69-56 victory over Kansas State in Manhattan gave CU a share of the Big Eight title with the Wildcats. The Buffs advanced to the NCAA playoffs because they had more wins.
- On March 16, CU defeated Oklahoma City in Lawrence, Kan., 72-82, to advance to the NCAA Midwest Regional championship for the second straight year. CU would lose to familiar foe Cincinnati, who had beaten the Buffs in the Midwest Regional championship the previous year.

## 1963-64

M	D	Year	Opponent	Score	FG	FGA	Pct.	FT	FTA	Pct	TR	PF	Pts	Min.
11	30	1963	at Creighton	L 72-85	29	64	.453	14	24	.583	38	19	72	200
12	2	1963	at Wichita State	L 61-71	20	51	.392	21	31	.677	35	30	61	200
12	6	1963	ARIZONA	W 75-60	25	68	.368	25	32	.781	49	20	75	200
12	7	1963	at Air Force	W 70-61	28	59	.475	14	24	.583	40	17	70	200
12	12	1963	HOUSTON	W 72-61	27	64	.422	18	28	.643	60	20	72	200
12	16	1963	ARIZONA STATE	W 93-70	28	52	.538	37	53	.698	50	27	93	200
12	18	1963	CINCINNATI	L 64-82	22	54	.407	20	24	.833	25	26	64	200
12	21	1963	at Wyoming	W 80-74	28	69	.406	24	30	.800	49	18	80	200
12	27	1963	# vs. Kansas	L 67-74	27	66	.409	13	23	.565	45	16	67	200
12	28	1963	# vs. Iowa State	L 65-73	28	64	.438	9	21	.429	33	24	65	200
12	30	1963	# vs. Nebraska	W 80-58	23	60	.383	34	44	.773	54	16	80	200
1	6	1964	* at Kansas State	W 60-59	24	65	.369	12	18	.667	38	11	60	200
1	11	1964	* KANSAS	L 55-73	22	67	.328	11	28	.393	46	21	55	200
1	13	1964	* MISSOURI	W 90-77	32	58	.552	26	40	.650	53	22	90	200
2	1	1964	* at Oklahoma	W 90-77	35	70	.500	20	25	.800	49	24	90	200
2	3	1964	* at Oklahoma State	W 65-59	23	43	.535	19	23	.826	28	17	65	200
2	8	1964	* KANSAS STATE	L 59-60	22	64	.344	15	21	.714	37	20	59	200
2	10	1964	* OKLAHOMA	W 86-65	36	83	.434	14	19	.737	53	26	86	200
2	15	1964	* at Nebraska	W 60-52	19	49	.388	22	31	.710	32	19	60	200
2	17	1964	* at Iowa State	L 58-60 (ot)	22	56	.393	14	21	.667	47	31	58	225
2	24	1964	* OKLAHOMA STATE	W 56-54	21	47	.447	14	19	.737	25	14	56	200
2	29	1964	* at Missouri	L 84-89	29	62	.468	26	36	.722	40	30	84	200
3	2	1964	* at Kansas	L 71-73 (ot)	24	49	.490	23	28	.821	30	20	71	225
3	7	1964	* IOWA STATE	W 90-70	33	73	.452	24	29	.828	51	16	90	200
3	9	1964	* NEBRASKA	W 89-73	33	73	.452	23	33	.697	62	22	89	200

#-Big Eight Christmas Tournament - Kansas City; \*-Big Eight Conference


Player	GP	GS	FG	FGA	Pct	FT	FTA	Pct	TR	RPG	PF	FO	TP	PPG
Davis, Jim	25		161	338	.476	141	204	.691	318	12.7	78	5	463	18.5
Frink, Mike	25		113	260	.435	76	95	.800	86	3.4	46	0	302	12.1
Joyce, Bob	25		118	240	.492	56	75	.747	60	2.4	56	1	292	11.7
Parsons, George	19		46	132	.348	40	59	.678	58	3.1	35	1	132	6.9
Baker, Lynn	25		47	113	.416	70	88	.795	48	1.9	64	4	164	6.6
Saunders, Norm	22		47	119	.395	17	26	.654	71	3.2	57	2	111	5.0
Sparks, Gene	24		41	118	.347	21	32	.656	91	3.8	68	4	103	4.3
Lintz, Jack	24		39	80	.488	19	36	.528	85	3.5	51	2	97	4.0
Gardner, Chuck	21		20	48	.417	22	46	.478	47	2.2	39	0	62	3.0
Thompson, Lew	19		14	41	.341	15	22	.682	15	0.8	15	0	43	2.3
Fuller, Ralph	15		8	15	.533	14	17	.824	12	0.8	9	0	30	2.0
Lewis, Duane	13		3	14	.214	1	2	.500	6	0.5	1	0	7	0.5
Sponholtz, Glenn	10		2	7	.286	0	1	.000	7	0.7	5	0	4	0.4
Yarlott, Mel	12		1	6	.167	0	2	.000	7	0.6	2	0	2	0.2
TEAM									166					
	25		660	1531	.431	492	705	.698	1077	43.1	526	19	1812	72.5

### 15-10 (9-5 Big Eight) Head Coach: Sox Walseth

Assistant: Dick Nicholson

#	Name	Class	Pos.	Ht.	Wt.	Hometown (High School)
4	Baker, Lynn	So.	G	6-1	175	Aurora, Colo. (Central)
20	Davis, Jim	Sr.	C	6-8	202	Muncie, Ind. (Central)
15	Frink, Mike	Jr.	G	6-3	194	Wheat Ridge, Colo.
24	Fuller, Ralph	Jr.	C	6-8	197	Fort Morgan, Colo.
13	Gardner, Chuck	So.	C	6-7	194	Yardley, Pa. (Pennsbury)
14	Joyce, Bob	Jr.	G/F	6-2	203	Colorado Spgs. Colo.
3	Lewis, Duane	So.	G	5-10	157	Burlington, Colo.
23	Lintz, Jack	So.	F	6-8	220	Akron, Colo.
5	Parsons, George	Sr.	G	6-1	168	London, Ky.
12	Saunders, Norm	Jr.	F	6-6	198	Wheat Ridge, Colo.
21	Sparks, Gene	Sr.	F	6-5	204	Cortez, Colo.
25	Sponholtz, Glenn	Jr.	C	6-10	224	Chicago, Ill. (West)
11	Thompson, Lew	Jr.	F	6-3	165	Carbondale, Colo.
22	Yarlott, Mel	So.	G	6-3	193	Boulder, Colo.

Home: 8-3 Road: 6-5 Neutral: 1-2



Jim Davis

### SEASON NOTES

- CU finished the season with a 15-10 record, marking the Buffs' seventh winning season in eight years. The Buffs also recorded their first second-place Big Eight finish.
- On Dec. 16, the Buffs set a new fieldhouse single game high in points with a 93-70 win over Arizona State. The previous high was 92 against Missouri during the 1962-63 season.
- CU set two new team scoring records during the 1963-64 season-1,812 total points (old mark 1,779 previous year) and 1,013 points in Big Eight play (old mark 947 previous year).
- Center Jim Davis finished his career as the Buffs' all-time rebound leader (836 boards). He left CU as the third highest scorer with 1,110 points (Ken Charlton: 1,352 and Burdette Haldorson: 1,125).
- Jim Davis led the conference in rebounding (184, 13.1 rpg.) for the second consecutive year and was selected to the All-Big Eight Conference AP & UPI first team.
- Sox Walseth was named the Big Eight Conference Coach of the Year, his second coaching honor (1956-57, Big Seven).
- Jim Davis was fourth (19.3 ppg.) in conference-only scoring, while Bob Joyce (12.6) and Mike Frink (12.2) were ninth, and tenth, respectively.
- Davis is the only CU player to have a pair of 300-plus rebounding seasons in career (1962-63: 329; 1963-64: 318).
- Davis would average a double-double (18.5 ppg., 12.7 rpg.) for the second straight season. It's the fifth time a CU player has accomplished that feat.



M	D	Year	Opponent	Score	FG	FGA	Pct.	FT	FTA	Pct	TR	PF	Pts	Min.
12	1	1964	DENVER	W 86-74	32	76	.421	22	34	.647	52	26	86	200
12	4	1964	vs. Denver	L 73-84	29	82	.354	15	28	.536	63	37	73	200
12	5	1964	vs. Air Force	W 67-59	25	51	.490	17	30	.567	49	20	67	200
12	10	1964	DRAKE	L 58-60	22	73	.301	14	21	.667	49	22	58	200
12	12	1964	at Northwestern	L 80-87	34	91	.374	12	19	.632	53	20	80	200
12	16	1964	WYOMING	W 68-63	19	46	.413	30	39	.769	41	26	68	200
12	19	1964	at Houston	L 61-70	24	61	.393	13	22	.591	36	20	61	200
12	21	1964	at Texas Tech	L 83-85	33	80	.413	17	19	.895	40	26	83	200
12	28	1964	# vs. Nebraska	W 70-52	23	49	.469	24	34	.706	39	24	70	200
12	29	1964	# vs. Missouri	W 65-61	25	48	.521	15	24	.625	34	21	65	200
12	30	1964	# vs. Kansas	L 51-53	18	49	.367	15	22	.682	33	15	51	200
1	4	1965	* at Missouri	L 58-63	21	50	.420	16	21	.762	48	17	58	200
1	9	1965	* KANSAS STATE	W 80-77	21	38	.553	38	45	.844	38	21	80	200
1	11	1965	* KANSAS	W 61-59	22	52	.423	17	22	.773	40	11	61	200
1	28	1965	* at Oklahoma State	L 55-59 (3ot)	18	48	.375	19	32	.594	41	18	55	275
1	30	1965	* at Oklahoma	W 71-70	25	60	.417	21	26	.808	48	15	71	200
2	6	1965	* NEBRASKA	W 62-52	18	57	.316	26	37	.703	59	17	62	200
2	8	1965	* OKLAHOMA	W 57-55	21	57	.368	15	28	.536	35	19	57	200
2	13	1965	* at Nebraska	L 59-66	21	54	.389	17	26	.654	44	28	59	200
2	15	1965	* at Iowa State	W 79-71	30	59	.508	19	30	.633	33	20	79	200
2	20	1965	* OKLAHOMA STATE	W 57-54	22	48	.458	13	20	.650	35	14	57	200
2	22	1965	* MISSOURI	L 75-80	33	68	.485	9	17	.529	35	19	75	200
2	27	1965	* at Kansas State	L 50-65	18	56	.321	14	27	.519	48	21	50	200
3	1	1965	* at Kansas	L 62-68	26	63	.413	10	13	.769	39	22	62	200
3	6	1965	* IOWA STATE	W 90-65	34	68	.500	22	32	.688	58	26	90	200

#-Big Eight Christmas Tournament - Kansas City; \*-Big Eight Conference


Player	GP	FG	FGA	Pct	FT	FTA	Pct	TR	RPG	PF	FO	TP	PPG
Frink, Pat	25	135	336	.402	106	142	.746	80	3.2	57	3	376	15.0
Gardner, Chuck	24	97	200	.485	83	122	.680	194	8.1	75	4	277	11.5
Frink, Mike	25	88	259	.340	58	88	.659	143	5.7	60	1	234	9.4
Saunders, Norm	25	91	205	.444	44	72	.611	150	6.0	64	2	226	9.0
Baker, Lynn	25	68	154	.442	73	98	.745	104	4.2	81	4	209	8.4
Joyce, Bob	24	57	131	.435	35	45	.778	60	2.5	49	1	149	6.2
Lintz, Jack	22	32	78	.410	25	45	.556	104	4.7	50	3	89	4.0
Bauers, Bob	25	35	80	.438	19	38	.500	60	2.4	46	1	89	3.6
Tait, Karl	13	4	14	.286	2	5	.400	5	0.4	4	0	10	0.8
Thompson, Lew	14	4	14	.286	0	1	.000	12	0.9	12	0	8	0.6
Rowe, Steve	15	2	9	.222	3	6	.500	17	1.1	16	0	7	0.5
Fuller, Ralph	11	1	2	.500	1	1	1.000	7	0.6	5	0	3	0.3
Branch, Milt	5	0	1	.000	1	4	.250	2	0.4	4	0	1	0.2
Hart, Phil	3	0	1	.000	0	0	.000	3	1.0	2	0	0	0.0
TEAM								187					
	25	614	1484	.414	450	667	.675	1128	45.1	525	19	1678	67.1

### 13-12 (8-6 Big Eight) Head Coach: Sox Walseth

Assistant: Dick Nicholson

#	Name	Class	Pos.	Ht.	Wt.	Hometown (High School)
4	Baker, Lynn	Jr.	G	6-1	181	Aurora, Colo. (Central)
21	Bauers, Bob	So.	F	6-5	184	Kansas City, Mo. (Rockhurst)
20	Branch, Milt	So.	F	6-7	177	Denver, Colo. (Manual)
15	Frink, Mike	Sr.	F	6-3	204	Wheat Ridge, Colo.
5	Frink, Pat	So.	G	6-3	184	Wheat Ridge, Colo.
24	Fuller, Ralph	Sr.	C	6-8	210	Fort Morgan, Colo.
13	Gardner, Chuck	Jr.	C	6-7	198	Yardley, Pa. (Pennsbury)
10	Hart, Phil	So.	G	6-0	153	Denver, Colo. (East)
14	Joyce, Bob	Sr.	G	6-2	205	Colorado Spgs. Colo.
23	Lintz, Jack	Jr.	F/C	6-8	223	Akron, Colo.
25	Rowe, Steve	So.	F	6-7	202	Westminster, Colo.
12	Saunders, Norm	Sr.	F	6-6	204	Wheat Ridge, Colo.
3	Tait, Karl	So.	G	6-4	188	Colorado Spgs., Colo. (Wasson)
11	Thompson, Lew	Sr.	F	6-3	160	Carbondale, Colo.

Home: 8-2 Road: 2-8 Neutral: 3-2



Mike Frink

### SEASON NOTES

- Chuck Gardner (AP, UPI) and Pat Frink (UPI) were selected to the All-Big Eight first team. Frink was named the conference's Sophomore of the Year and to the Big Eight Tournament team.
- Gardner and Frink are the fourth CU pair to make first team honors (Charlton/Davis, 1962-63; Gilmore/Charlton, 1961-62; Haldorson/Jeangerard, 1954-55).
- On Jan. 9, four Buffs scored in double figures with Pat Frink (25) leading the way as the Buffs upset conference foe Kansas State, 80-77.
- On Jan. 11, Colorado beat Kansas and snapped the Jayhawks seven-game win streak to record CU's second straight upset in a three day span.
- On Feb. 20, the Buffs never trailed as they knocked off conference leader Oklahoma State, 57-54 to move within one game of the Cowboys for the conference lead.
- Gardner ranked fifth in conference-only scoring (16.4); Frink came in sixth (15.0)
- Gardner was named to the All-Big Eight Academic first team and was a scholastic All-American honorable mention.

## 1965-66

M	D	Year	Opponent	Score	FG	FGA	Pct.	FT	FTA	Pct	TR	PF	Pts	Min.
12	1	1965	TEXAS TECH	W 86-77	34	80	.425	18	29	.621	62	25	86	200
12	2	1965	TULSA	W 79-72	30	53	.566	19	34	.559	40	23	79	200
12	6	1965	NORTHWESTERN	W 70-55	28	69	.406	14	25	.560	58	21	70	200
12	11	1965	at Wichita State	L 81-87	34	70	.486	13	20	.650	41	15	81	200
12	14	1965	CINCINNATI	L 64-67	26	59	.441	12	23	.522	34	21	64	200
12	17	1965	vs. Seattle	L 69-86	23	78	.295	23	36	.639	39	36	69	200
12	18	1965	vs. Baylor	W 83-77	34	66	.515	15	29	.517	50	14	83	200
12	20	1965	at Arizona	W 77-73 (3ot)	28	54	.519	21	28	.750	45	13	77	275
12	28	1965	# vs. Iowa State	L 72-89	30	83	.361	12	23	.522	55	21	72	200
12	29	1965	# vs. Kansas State	L 67-87	22	62	.355	23	53	.434	69	24	67	200
12	30	1965	# vs. Oklahoma State	W 50-49	20	47	.426	10	18	.556	36	8	50	200
1	3	1966	* KANSAS	L 55-69	21	51	.412	13	24	.542	36	23	55	200
1	8	1966	* at Oklahoma	L 58-64	25	55	.455	8	19	.421	45	23	58	200
1	10	1966	* at Oklahoma State	W 61-55	21	46	.457	19	32	.594	44	18	61	200
1	17	1966	* IOWA STATE	W 71-63	28	68	.412	15	27	.556	51	19	71	200
2	5	1966	* at Iowa State	L 65-74	24	71	.338	17	25	.680	37	22	65	200
2	7	1966	* at Missouri	W 65-60	21	48	.438	23	30	.767	40	17	65	200
2	12	1966	* KANSAS STATE	L 55-65	18	49	.367	19	29	.655	34	19	55	200
2	14	1966	* OKLAHOMA STATE	W 63-52	24	40	.600	15	22	.682	34	14	63	200
2	19	1966	* at Kansas State	L 52-68	20	51	.392	12	17	.706	36	16	52	200
2	21	1966	* at Nebraska	L 63-70	24	61	.393	15	25	.600	39	21	63	200
2	26	1966	* MISSOURI	L 63-64	23	47	.489	17	30	.567	36	21	63	200
2	28	1966	* OKLAHOMA	W 92-77	36	66	.545	20	33	.606	53	18	92	200
3	5	1966	* NEBRASKA	W 95-88	35	65	.538	25	30	.833	38	15	95	200
3	7	1966	* at Kansas	L 65-85	23	61	.377	19	24	.792	43	22	65	200

#-Big Eight Christmas Tournament - Kansas City; \*-Big Eight Conference


Player	GP	FG	FGA	Pct	FT	FTA	Pct	TR	RPG	PF	FO	TP	PPG
Gardner, Chuck	25	176	336	.524	154	237	.650	245	9.8	81	3	506	20.2
Bauers, Bob	25	126	285	.442	42	74	.568	135	5.4	78	6	294	11.8
Williams, Chuck	25	93	195	.477	65	105	.619	106	4.2	47	2	251	10.0
Tait, Karl	25	81	220	.368	44	79	.557	106	4.2	52	0	206	8.2
Rebich, Mike	25	83	195	.426	36	55	.655	94	3.8	58	3	202	8.1
Baker, Lynn	1	1	9	.111	3	4	.750	3	3.0	3	0	5	5.0
Lintz, Jack	25	37	83	.446	31	51	.608	97	3.9	61	1	105	4.2
Erfert, Ted	25	24	85	.282	21	39	.538	100	4.0	52	3	69	2.8
Rowe, Steve	23	22	52	.423	10	24	.417	53	2.3	34	0	54	2.3
Greer, Charles	9	5	21	.238	5	6	.833	6	0.7	4	0	15	1.7
Seely, Fred	20	4	15	.267	6	9	.667	7	0.4	9	0	14	0.7
TEAM								156					
	25	652	1496	.436	417	683	.611	1108	44.3	479	18	1721	68.8

### 12-13 (6-8 Big Eight) Head Coach: Sox Walseth

Assistant: Dick Nicholson

#	Name	Class	Pos.	Ht.	Wt.	Hometown (High School)
4	Baker, Lynn	Sr.	G	6-1	186	Aurora, Colo. (Central)
21	Bauers, Bob	Jr.	F	6-5	198	Kansas City, Mo. (Rockhurst)
22	Erfert, Ted	So.	F/C	6-8	218	Longmont, Colo.
13	Gardner, Chuck	Sr.	C	6-7	207	Yardley, Pa. (Pennsbury)
23	Lintz, Jack	Sr.	F	6-8	242	Akron, Colo.
20	McMurtry, Kermit	Jr.	F	6-7	211	Kansas City, Mo. (Central)
12	Rebich, Mike	So.	G	6-2	184	Denver, Colo. (Abraham Lincoln)
25	Rowe, Steve	Jr.	F	6-7	210	Westminster, Colo.
11	Seely, Fred	So.	G	6-1	177	LaFayette, Calif. (Acalanes)
14	Tait, Karl	Jr.	G	6-4	198	Colorado Spgs. Colo. (Wasson)
3	Williams, Chuck	So.	G	6-2	180	Denver, Colo. (East)

Home: 7-4 Road: 3-6 Neutral: 2-3



Chuck Williams

### SEASON NOTES

- Injuries plagued the 1965-66 season: Pat Frink did not play due to an injury that he suffered at practice in early November; Lynn Baker injured his knee in the season opener against Texas Tech and was forced to sit out the remainder of the season.

- Chuck Gardner earned All-Big Eight first team honors (AP & UPI). He led the conference in scoring, finished second in rebounding and field goal percentage and finished fourth in free throw percentage. This 1-2-2-4 finish was the best the Big Eight had on record.

- Gardner became the third player in school history to score over 500 points in a season. His 506 total ranks third all-time.

- On March 5, CU defeated ninth ranked Nebraska 95-88 to knock the Cornhuskers out of a Big Eight Championship tie. CU forward Chuck Gardner drove Nebraska's middle defense crazy scoring 42 points to set a new school scoring record.

- Gardner led the Big Eight (conference-only games) in scoring (20.3 ppg.).



M	D	Year	Opponent	Score	FG	FGA	Pct.	FT	FTA	Pct.	TR	PF	Pts	Min.
12	1	1966	at Texas Tech	L 67-72	24	67	.358	19	28	.679	41	24	67	200
12	3	1966	at Tulsa	W 80-75	30	54	.556	20	36	.556	42	16	80	200
12	5	1966	UTAH	W 93-89	36	66	.545	21	32	.656	43	18	93	200
12	10	1966	AIR FORCE	W 72-62	25	60	.417	22	33	.667	48	20	72	200
12	15	1966	WICHITA STATE	W 85-83	38	74	.514	9	17	.529	34	13	85	200
12	17	1966	ARIZONA	W 91-74	36	83	.434	19	25	.760	46	16	91	200
12	19	1966	at Cincinnati	L 64-66	24	56	.429	16	21	.762	33	21	64	200
12	21	1966	at Drake	L 72-77	27	75	.360	18	26	.692	50	19	72	200
12	28	1966	# vs. Kansas	L 54-72	14	48	.292	26	35	.743	39	16	54	200
12	29	1966	# vs. Missouri	W 92-57	31	66	.470	30	38	.789	60	18	92	200
12	30	1966	# vs. Nebraska	W 73-66	25	50	.500	23	30	.767	35	11	73	200
1	7	1967	* KANSAS STATE	W 71-68	25	42	.595	21	29	.724	24	16	71	200
1	12	1967	* at Iowa State	W 64-52	25	44	.568	14	22	.636	27	17	64	200
1	14	1967	* at Nebraska	L 80-84	29	55	.527	22	31	.710	33	21	80	200
1	17	1967	* KANSAS	W 62-59	25	50	.500	12	24	.500	35	11	62	200
2	2	1967	* at Oklahoma State	W 49-42	19	40	.475	11	13	.846	22	13	49	200
2	4	1967	* at Oklahoma	L 66-71	30	53	.566	6	13	.462	32	16	66	200
2	11	1967	* MISSOURI	W 79-75 (ot)	30	64	.469	19	33	.576	48	16	79	225
2	13	1967	* IOWA STATE	W 67-55	25	51	.490	17	23	.739	37	18	67	200
2	18	1967	* at Kansas State	L 53-55 (ot)	20	49	.408	13	23	.565	49	19	53	225
2	20	1967	* OKLAHOMA	W 83-73	29	48	.604	25	31	.806	31	16	83	200
2	25	1967	* OKLAHOMA STATE	W 57-47	23	45	.511	11	16	.688	33	12	57	200
3	4	1967	* at Missouri	W 66-59	25	56	.446	16	28	.571	46	12	66	200
3	6	1967	* at Kansas	L 59-66	22	56	.393	15	23	.652	39	17	59	200
3	11	1967	* NEBRASKA	W 64-57	22	47	.468	20	28	.714	29	12	64	200

#-Big Eight Christmas Tournament - Kansas City; \*-Big Eight Conference


Player	GP	FG	FGA	Pct	FT	FTA	Pct	TR	RPG	PF	FO	TP	PPG
Frink, Pat	24	165	356	.463	110	158	.696	66	2.8	53	0	440	18.3
Bauers, Bob	25	134	276	.486	70	112	.625	184	7.4	61	1	338	13.5
Baker, Lynn	24	100	191	.524	107	134	.799	90	3.8	67	2	307	12.8
Erfert, Ted	3	11	24	.458	2	4	.500	24	8.0	7	0	24	8.0
Rebich, Mike	25	70	136	.515	21	31	.677	111	4.4	37	0	161	6.4
Tait, Karl	25	57	109	.523	32	63	.508	89	3.6	51	0	146	5.8
Williams, Chuck	18	37	101	.366	28	42	.667	61	3.4	15	0	102	5.7
McMurry, Kermit	21	47	90	.522	15	26	.577	83	4.0	54	1	109	5.2
Rowe, Steve	25	31	80	.388	43	62	.694	86	3.4	53	2	105	4.2
Knous, Bob	6	1	4	.250	6	9	.667	8	1.3	3	0	8	1.3
Bentley, Ed	8	2	4	.500	4	4	1.000	6	0.8	2	0	8	1.0
Seely, Fred	16	2	6	.333	2	3	.667	8	0.5	3	0	6	0.4
Bodam, C.D.	13	0	4	.000	4	4	1.000	2	0.2	0	0	4	0.3
Kern, Mickey	15	2	10	.200	1	6	.167	3	0.2	4	0	5	0.3
TEAM								136					
	25	659	1391	.474	445	658	.676	957	38.3	410	6	1763	70.5

### 17-8 (10-4 Big Eight) Head Coach: Sox Walseth

Assistant: Dick Nicholson

#	Name	Class	Pos.	Ht.	Wt.	Hometown (High School)
4	Baker, Lynn	Sr.	G	6-1	186	Aurora, Colo. (Central)
21	Bauers, Bob	Sr.	F	6-5	198	Kansas City, Mo. (Rockhurst)
15	Bentley, Ed	So.	F	6-5	195	Lake George, N.Y. (Central)
13	Bodam, Carl	Jr.	G	6-0	160	Pueblo, Colo. (Central)
22	Erfert, Ted	Jr.	F/C	6-8	218	Longmont, Colo.
5	Frink, Pat	Jr.	G	6-4	196	Wheat Ridge, Colo.
10	Kern, Mickey	So.	G	5-10	160	Oklahoma City, Okla. (Harding)
23	Knous, Bob	So.	F/C	6-5	195	Denver, Colo. (Washington)
20	McMurry, Kermit	Jr.	F/C	6-7	211	Kansas City, Mo. (Central)
12	Rebich, Mike	Jr.	G/F	6-4	184	Denver, Colo. (Abraham Lincoln)
25	Rowe, Steve	Sr.	F/C	6-7	210	Westminster, Colo.
11	Seely, Fred	Jr.	G	6-1	177	LaFayette, Calif. (Acalanes)
14	Tait, Karl	Jr.	G/F	6-4	198	Colorado Spgs., Colo. (Wasson)
3	Williams, Chuck	Jr.	G	6-2	180	Denver, Colo. (East)

Home: 11-0 Road: 4-7 Neutral: 2-1



Bob Bauers

### SEASON NOTES

- CU won 17 games, the most in four years, in addition winning 10 games in conference play.
- Although the Buffs and the Huskers had identical 10-4 records tying for second place, CU was snubbed by the National Invitational Tournament, despite beating tournament-bound Nebraska in the final game of the season.
- Pat Frink and Lynn Baker were both selected to the All-Big Eight second team.
- Bob Bauers capped his collegiate career leading CU in rebounding (7.4) and finishing second in scoring (13.5). Both were career highs for a season average.
- On Dec. 5, Frink scored 36 points in a 93-89 victory over Utah. This was Frink's first season back after a year of inactivity due to a knee surgery.
- On Jan. 7, CU shot 59.9 percent from the field and stunned highly touted Kansas State 71-68.
- On Jan. 17, CU upset Kansas 62-59 at the CU Fieldhouse. The Jayhawks suffered their lone conference loss and would finish the season No. 3 (AP) and No. 4 UPI in the final polls.

## 1967-68

M	D	Year	Opponent	Score	FG	FGA	Pct.	FT	FTA	Pct	TR	PF	Pts	Min.
12	1	1967	TEXAS TECH	W 87-69	31	66	.470	25	36	.694	45	27	87	200
12	2	1967	at Air Force	W 79-70	32	63	.508	15	36	.417	33	21	79	200
12	4	1967	at Utah	L 84-95	33	79	.418	18	25	.720	46	23	84	200
12	11	1967	TEXAS	W 90-75	34	66	.515	22	29	.759	35	17	90	200
12	13	1967	CREIGHTON	W 67-66 (ot)	25	63	.397	17	29	.586	42	15	67	225
12	16	1967	at Arizona State	L 79-83	27	64	.422	25	36	.694	36	30	79	200
12	18	1967	at Arizona	L 67-76	26	65	.400	15	24	.625	34	17	67	200
12	20	1967	NORTHWESTERN	W 73-68	27	54	.500	19	28	.679	25	15	73	200
12	27	1967	# vs. Iowa State	W 80-62	30	56	.536	20	22	.909	31	17	80	200
12	29	1967	# vs. Kansas State	L 69-74	26	69	.377	17	31	.548	38	26	69	200
12	30	1967	# vs. Oklahoma State	L 59-60	24	59	.407	11	20	.550	31	23	59	200
1	6	1968	* at Kansas	L 50-66	20	57	.351	10	17	.588	23	15	50	200
1	8	1968	* at Missouri	L 66-86	19	73	.260	28	32	.875	37	20	66	200
1	13	1968	* OKLAHOMA STATE	L 60-69	18	48	.375	23	28	.821	25	19	59	200
1	15	1968	* KANSAS STATE	L 56-57 (ot)	20	53	.377	16	20	.800	24	14	56	225
2	1	1968	* at Nebraska	L 73-87	25	68	.368	23	41	.561	35	23	73	200
2	3	1968	* at Iowa State	L 66-84	26	64	.406	14	26	.538	41	32	66	200
2	10	1968	* KANSAS	L 72-75	30	66	.455	12	26	.462	43	23	72	200
2	12	1968	* MISSOURI	W 79-76 (ot)	30	67	.448	19	32	.594	41	27	79	225
2	17	1968	* at Oklahoma State	L 68-70	24	65	.369	20	25	.800	32	25	68	200
2	19	1968	* at Oklahoma	L 68-71	25	60	.417	18	21	.857	27	14	68	200
2	24	1968	* NEBRASKA	W 75-73	25	51	.490	25	31	.806	27	22	75	200
2	28	1968	* IOWA STATE	W 91-76	31	67	.463	29	35	.829	35	22	91	200
3	2	1968	* at Kansas State	L 56-67	23	61	.377	10	17	.588	35	20	56	200
3	7	1968	* OKLAHOMA	L 78-84	32	83	.386	14	22	.636	27	15	78	200

#-Big Eight Christmas Tournament - Kansas City; \*-Big Eight Conference

Player	GP	FG	FGA	Pct	FT	FTA	Pct	TR	RPG	PF	FO	TP	PPG
Frink, Pat	25	185	444	.417	102	147	.694	105	4.2	83	2	472	18.9
Williams, Chuck	25	168	383	.439	113	151	.748	128	5.1	54	1	449	18.0
Rebich, Mike	25	78	200	.390	78	105	.743	153	6.1	72	4	234	9.4
Coleman, Mike	21	54	124	.435	39	74	.527	129	6.1	52	2	147	7.0
McMurry, Kermit	23	51	117	.436	45	68	.662	114	5.0	65	4	147	6.4
Tope, Gordon	25	55	131	.420	33	47	.702	33	1.3	60	3	143	5.7
Erfert, Ted	23	24	67	.358	14	23	.609	61	2.7	51	2	62	2.7
Seely, Fred	18	15	27	.556	8	12	.667	19	1.1	9	0	38	2.1
Bocker, Bud	1	1	1	1.000	0	1	.000	1	1.0	1	0	2	2.0
Swanson, Steve	2	0	0	.000	3	4	.750	0	0.0	0	0	3	1.5
Kern, Mickey	19	9	26	.346	8	16	.500	8	0.4	20	0	26	1.4
Kinkki, Mike	12	6	13	.462	2	5	.400	14	1.2	13	0	14	1.2
Hutchinson, Lloyd	17	5	16	.313	5	13	.385	21	1.2	12	0	15	0.9
Smith, Scoopy	11	4	9	.444	2	2	1.000	7	0.6	7	0	10	0.9
Hyink, Bruce	23	5	18	.278	9	13	.692	31	1.3	20	1	19	0.8
Bodam, C.D.	3	0	1	.000	2	3	.667	1	0.3	1	0	2	0.7
Richardson, Tim	12	3	11	.273	2	5	.400	6	0.5	3	0	8	0.7
TEAM								178					
	25	663	1588	.418	465	689	.675	1009	40.4	523	19	1791	71.6

### 9-16 (3-11 Big Eight) Head Coach: Sox Walseth

Assistant: Dick Nicholson

#	Name	Class	Pos.	Ht.	Wt.	Hometown (High School)
21	Bocker, Bud	So.	F	6-5	198	Downers Grove, Ill.
13	Bodam, Carl	Sr.	G	5-10	157	Pueblo, Colo. (Central)
23	Coleman, Mike	Sr.	F	6-4	196	Grand Rapids, Mich.
22	Erfert, Ted	Jr.	C	6-8	228	Longmont, Colo.
5	Frink, Pat	Sr.	G	6-5	187	Wheat Ridge, Colo.
25	Hyink, Bruce	So.	C	6-10	210	Chicago, Ill. (Sandburg)
30	Hutchinson, Lloyd	Jr.	F	6-4	210	San Diego, Calif. (Hoover)
10	Kern, Mickey	Jr.	G	5-10	167	Oklahoma City, Okla. (Harding)
24	Kinkki, Mike	So.	F	6-9	227	San Diego, Calif. (Mission Bay)
20	McMurry, Kermit	Sr.	F/C	6-7	213	Kansas City, Mo. (Central)
12	Rebich, Mike	Sr.	G/F	6-4	185	Denver, Colo. (Abraham Lincoln)
14	Richardson, Tim	So.	F	6-5	185	Independence, Mo. (Chrisman)
11	Seely, Fred	Sr.	G	6-2	180	LaFayette, Calif. (Acalanes)
15	Smith, Greg	So.	G/F	6-3	180	Camden, N.J.
31	Swanson, Steve	Jr.	G	6-2	185	Wheat Ridge, Colo.
4	Tope, Gordon	So.	G	5-11	155	La Crescenta, Calif. (Valley)
3	Williams, Chuck	Sr.	G	6-2	185	Denver, Colo. (East)

Home: 7-4 Road: 1-10 Neutral: 1-2



Pat Frink

### SEASON NOTES

- Pat Frink was named to the All-Big Eight Second Team, finishing fourth in the conference in scoring (18.9 ppg).
- Chuck Williams capped his collegiate career finishing second in team scoring (18.0 ppg.) seventh in the conference.
- On Feb. 3, Frink scored 28 points against Iowa State to move into second place among the Buffs all-time scorers.
- On Feb. 12, Fred Seely came off the bench to score 16 points in the Buffs' first Big Eight win of the season, a 79-76 victory over Missouri.
- On Feb. 24, CU crippled Nebraska's Big Eight title hopes with a 75-73 victory at the CU Fieldhouse. The loss extended Nebraska's losing streak in Boulder to 15 games.



## 1968-69

M	D	Year	Opponent	Score	FG	FGA	Pct.	FT	FTA	Pct.	TR	PF	Pts	Min.
11	30	1968	at Air Force	W 83-78	32	68	.471	19	32	.594	36	14	83	200
12	2	1968	USC	W 74-54	27	64	.422	20	44	.455	56	27	74	200
12	5	1968	at Texas Tech	W 81-77	30	64	.469	21	39	.538	51	19	81	200
12	7	1968	at Texas	W 73-64	31	72	.431	11	16	.688	41	11	73	200
12	9	1968	at Northwestern	L 66-83	25	63	.397	16	25	.640	34	19	66	200
12	12	1968	ARIZONA STATE	W 112-81	44	82	.537	24	42	.571	46	21	112	200
12	14	1968	FRESNO STATE	W 86-78	29	68	.426	28	47	.596	43	22	86	200
12	16	1968	NEW MEXICO	W 79-72	28	58	.483	23	31	.742	31	17	79	200
12	19	1968	ARIZONA	W 70-69	24	66	.364	22	30	.733	46	11	70	200
12	26	1968	# vs. Oklahoma	W 63-56	24	58	.414	15	25	.600	36	10	63	200
12	29	1968	# vs. Kansas	L 55-60	21	52	.404	13	18	.722	25	19	55	200
12	30	1968	# vs. Kansas State	W 78-75	31	67	.463	16	27	.593	36	18	78	200
1	4	1969	* at Oklahoma	W 80-56	26	44	.591	26	38	.684	24	21	78	200
1	6	1969	* at Oklahoma State	W 78-68	26	44	.591	26	38	.684	24	21	78	200
1	11	1969	* IOWA STATE	W 68-67	28	79	.354	12	22	.546	41	17	68	200
1	13	1969	* KANSAS STATE	W 73-69	28	68	.412	17	22	.773	38	15	73	200
2	1	1969	* at Kansas	L 70-80	24	77	.312	22	33	.667	41	18	70	200
2	3	1969	* at Missouri	W 80-79 (ot)	26	52	.500	28	36	.778	27	27	80	225
2	8	1969	* NEBRASKA	W 83-81	32	68	.471	19	33	.576	42	19	83	200
2	10	1969	* OKLAHOMA	W 92-69	38	81	.469	16	23	.696	43	15	92	200
2	15	1969	* at Kansas State	L 68-70	23	64	.359	22	33	.667	43	24	68	200
2	17	1969	* OKLAHOMA STATE	W 73-66	28	55	.509	17	28	.607	41	16	73	200
2	22	1969	* at Iowa State	L 76-80 (ot)	30	69	.435	16	24	.667	36	20	76	225
2	24	1969	* at Nebraska	L 65-79	27	65	.415	11	17	.647	32	20	65	200
3	1	1969	* KANSAS	W 75-67	27	63	.429	21	25	.840	45	16	75	200
3	8	1969	* MISSOURI	W 92-73	30	68	.441	32	44	.727	49	21	92	200
3	13	1969	S vs. Colorado State	L 56-64	21	70	.300	14	24	.583	40	24	56	200
3	15	1969	S vs. Texas A&M	W 97-82	41	72	.569	15	26	.577	43	27	97	200


#-Big Eight Christmas Tournament - Kansas City; \*-Big Eight Conference; S-NCAA Tournament - Manhattan, Kan.

Player	GP	FG	FGA	Pct	FT	FTA	Pct	TR	RPG	PF	FO	TP	PPG
Meely, Cliff	28	271	590	.459	125	208	.601	337	12.0	79	1	667	23.8
Smith, Ron	17	75	161	.466	64	96	.667	131	7.7	44	2	214	12.6
Tope, Gordon	28	107	236	.453	133	158	.842	60	2.1	61	2	347	12.4
Coleman, Mike	27	111	125	.888	79	127	.622	219	8.1	81	1	301	11.1
Mitchell, Dudley	28	97	244	.398	11	23	.478	44	1.6	45	0	205	7.3
Wedgeworth, Tim	27	63	128	.492	29	51	.569	93	3.4	46	3	155	5.7
Richardson, Tim	23	20	50	.400	33	50	.660	31	1.3	22	1	73	3.2
Hutchinson, Lloyd	28	21	50	.420	11	26	.423	50	1.8	51	3	53	1.9
Kern, Mickey	25	9	42	.214	25	39	.641	32	1.3	29	0	43	1.7
Erfert, Ted	28	19	44	.432	8	19	.421	45	1.6	38	0	46	1.6
Smith, Scoopy	22	7	23	.304	8	17	.471	9	0.4	11	0	22	1.0
Kinkki, Mike	3	1	1	1.000	0	0	.000	0	0.0	0	0	2	0.7
Jameson, Terry	14	2	7	.286	5	8	.625	2	0.1	2	0	9	0.6
Hyink, Bruce	13	1	7	.143	3	7	.429	9	0.7	8	0	5	0.4
Maulsby, Ron	11	2	6	.333	0	0	.000	9	0.8	1	0	4	0.4
TEAM								138					
	28	806	1714	.470	534	829	.644	1209	43.2	518	13	2146	76.6

### 21-7 (10-4 Big Eight) Head Coach: Sox Walseth

Assistant: Chuck Gardner

#	Name	Class	Pos.	Ht.	Wt.	Hometown (High School)
23	Coleman, Mike	Jr.	F	6-4	196	Grand Rapids, Mich.
22	Erfert, Ted	Sr.	F	6-8	230	Longmont, Colo.
21	Hutchinson, Lloyd	Sr.	C	6-4	210	San Diego, Calif. (Hoover)
25	Hyink, Bruce	Jr.	C	6-10	210	Chicago, Ill. (Sandburg)
3	Jameson, Terry	So.	G	5-11	165	Denver, Colo. (Regis)
10	Kern, Mickey	Sr.	G	5-11	167	Oklahoma City, Okla. (Harding)
24	Kinkki, Mike	Jr.	F	6-9	227	San Diego, Calif. (Mission Bay)
30	Lee, David	So.	C	6-10	190	Lafayette, Colo.
12	Maulsby, Ron	So.	G	6-1	170	Boulder, Colo. (Fairview)
20	Meely, Cliff	So.	F	6-7	215	Chicago, Ill. (Harlan/Northeastern JC)
5	Mitchell, Dudley	So.	G	6-3	180	Denver, Colo. (Thomas Jefferson)
14	Richardson, Tim	Jr.	F	6-5	185	Independence, Mo. (Chrisman)
13	Smith, Ron	So.	C	7-2	200	Pueblo, Colo. (Centennial)
15	Smith, Scoopy	Jr.	C	6-3	180	Camden, N.J.
31	Swanson, Steve	Sr.	G	6-2	185	Wheat Ridge, Colo.
4	Tope, Gordon	Jr.	G	5-11	155	La Crescenta, Calif. (Valley)
11	Wedgeworth, Tim	So.	F	6-6	190	Denver, Colo. (Manual)



Cliff Meely

### SEASON NOTES

- CU won 20 games for the first time in its history (21) and went unbeaten at home (12-0) for just the fourth time with a minimum of 10 home games (1937-38, 1961-62, 1962-63).
- The Buffs finished the season No. 12 in the final UPI top-20 poll, and No. 18 in the *Associated Press* poll.
- Cliff Meely closed out the conference portion of his first season with 348 points, an average of 24.9 points per game, to become the first player to win the conference scoring title in his first season since KU's Wilt Chamberlain (25.4 ppg. in 1957). In the process, Meely topped Chamberlain's total points (310) record for sophomores.
- Meely became the fifth CU player to lead the Big Eight in conference-only scoring. He also led in all games (23.8). Overall, Ron Smith (12.6) was 13th; Gordon Tope (12.4) was 15th, and Mike Coleman (11.1) was 20th.
- Meely was named unanimous Big Eight Player of the Year, and Sophomore Player of the Year.
- Meely shattered CU's single season scoring mark (667 pts.) and became just the fourth player to grab 300+ rebounds in a season (337, second all-time).
- On Mar. 8, CU won the Big Eight championship, beating Missouri 92-73 for the Buffs' school record 20th win. It was CU's fifth Big Eight title.
- On Mar. 15, CU capped the season with a 97-82 victory over Texas A&M, securing a third-place finish in the NCAA Midwest Regional Tournament.
- CU set a team record for most points scored in a season (2,146). It's also the first time four players averaged over 10 points a game.
- Head Coach Sox Walseth was named Big Eight Coach of the Year. It was his third conference coach of the year honor.

Home: 12-0 Road: 6-5 Neutral: 3-2

## 1969-70

M	D	Year	Opponent	Score	FG	FGA	Pct.	FT	FTA	Pct	TR	PF	Pts	Min.
12	1	1969	AIR FORCE	W 81-58	33	72	.458	15	18	.833	34	19	81	200
12	3	1969	CAL-IRVINE	W 80-65	26	54	.481	28	43	.651	39	21	80	200
12	5	1969	at USC	L 74-88	29	84	.345	16	21	.762	33	17	74	200
12	6	1969	at Santa Barbara	W 73-70	31	58	.534	11	15	.733	29	14	73	200
12	10	1969	EVANSVILLE	W 97-66	36	63	.571	25	35	.714	49	16	97	200
12	11	1969	TEXAS TECH	W 75-56	28	59	.475	19	27	.704	38	14	75	200
12	19	1969	^ vs. Washington State	L 74-84	24	68	.353	26	35	.743	54	21	74	200
12	20	1969	^ vs. St. Joseph's (Pa.)	L 79-81	34	82	.415	11	20	.550	54	25	79	200
12	27	1969	# vs. Nebraska	W 72-60	28	52	.538	16	22	.727	41	13	72	200
12	29	1969	# vs. Missouri	W 75-73	27	72	.375	21	32	.656	50	24	75	200
12	30	1969	# vs. Oklahoma	L 72-73	30	76	.395	12	24	.500	46	13	72	200
1	12	1970	* at Creighton	L 60-65	24	58	.414	12	21	.571	36	24	60	200
1	17	1970	* at Nebraska	L 58-60	22	58	.379	14	22	.636	32	17	58	200
1	19	1970	* at Iowa State	W 85-67	28	56	.500	29	38	.763	42	19	85	200
1	24	1970	* OKLAHOMA STATE	L 62-65	21	59	.356	20	33	.606	36	21	62	200
1	28	1970	* OKLAHOMA	W 104-78	39	87	.448	26	42	.619	43	21	104	200
1	31	1970	* at Kansas	L 73-75	29	59	.492	15	24	.625	34	22	73	200
2	2	1970	* at Missouri	L 73-90	30	68	.441	13	23	.565	33	24	73	200
2	7	1970	* KANSAS STATE	W 72-59	29	61	.475	14	29	.483	42	9	72	200
2	10	1970	* NEBRASKA	W 76-59	27	62	.435	22	36	.611	32	12	76	200
2	14	1970	* at Oklahoma State	L 57-64	22	55	.400	13	16	.813	36	22	57	200
2	16	1970	* at Oklahoma	L 77-84	29	85	.341	19	25	.760	49	20	77	200
2	21	1970	* KANSAS	W 81-73	30	73	.411	21	26	.808	48	13	81	200
2	26	1970	* at Kansas State	L 69-79	27	71	.380	15	26	.577	33	18	69	200
3	5	1970	* IOWA STATE	W 107-79	44	84	.524	19	27	.704	56	19	107	200
3	7	1970	* MISSOURI	W 80-69	25	60	.417	30	46	.652	38	18	80	200

#-Big Eight Christmas Tournament - Kansas City; \*-Big Eight Conference; ^-Lobo Classic, Albuquerque, N.M.


Player	GP	FG	FGA	Pct	FT	FTA	Pct	TR	RPG	PF	FO	TP	PPG
Meely, Cliff	26	197	482	.409	150	224	.670	332	12.8	84	6	544	20.9
Tope, Gordon	26	121	307	.394	116	146	.795	59	2.3	70	2	358	13.8
Mitchell, Dudley	26	117	259	.452	24	33	.727	74	2.8	62	3	258	9.9
Coleman, Mike	26	98	237	.414	56	85	.659	172	6.6	71	1	252	9.7
Creighton, Jim	26	86	161	.534	61	84	.726	177	6.8	62	4	233	9.0
Wedgeworth, Tim	14	35	66	.530	23	36	.639	61	4.4	27	0	93	6.6
Shell, Freddie	24	54	111	.486	24	47	.511	63	2.6	27	0	132	5.5
Richardson, Tim	14	6	13	.462	8	17	.471	27	1.9	12	0	20	1.4
Hyink, Bruce	19	8	19	.421	8	19	.421	20	1.1	22	0	24	1.3
Jameson, Terry	22	10	17	.588	7	15	.467	19	0.9	23	0	27	1.2
Smith, Scoopy	16	7	22	.318	3	12	.250	15	0.9	8	0	17	1.1
Bush, Bob	10	3	11	.273	2	6	.333	7	0.7	6	0	8	0.8
Pickens, Boyd	13	4	14	.286	2	4	.500	10	0.8	8	0	10	0.8
Maulsby, Ron	17	5	16	.313	0	3	.000	6	0.4	9	0	10	0.6
TEAM								47					
	26	751	1735	.433	484	731	.662	1089	41.9	491	16	1986	76.4

### 14-12 (7-7 Big Eight) Head Coach: Sox Walseth

Assistant: Chuck Gardner

#	Name	Class	Pos.	Ht.	Wt.	Hometown (High School)
10	Bush, Bob	So.	G	6-1	180	Keenesburg, Colo.
23	Coleman, Mike	Sr.	F	6-5	205	Grand Rapids, Mich. (Ottawa Hill)
24	Creighton, Jim	So.	F	6-7	195	Denver, Colo. (North)
25	Hyink, Bruce	Sr.	C	6-10	210	Chicago, Ill. (Sandburg)
3	Jameson, Terry	Jr.	G	5-11	170	Denver, Colo. (Regis)
12	Maulsby, Ron	Jr.	G	6-2	185	Boulder, Colo. (Fairview)
20	Meely, Cliff	Jr.	C	6-8	215	Chicago, Ill. (Harlan/Northeastern JC)
5	Mitchell, Dudley	Jr.	G	6-3	190	Denver, Colo. (Thomas Jefferson)
21	Pickens, Boyd	So.	F	6-6	195	Aurora, Colo. (Central)
14	Richardson, Tim	Sr.	F	6-5	185	Independence, Mo.
31	Shell, Freddie	Jr.	G	6-2	180	Chicago, Ill. (Harlan)
15	Smith, Scoopy	Sr.	G	6-3	185	Camden, N.J.
4	Tope, Gordon	Sr.	G	5-11	165	La Crescenta, Calif. (Valley)
11	Wedgeworth, Tim	Jr.	F	6-6	190	Denver, Colo. (Manual)

Home: 10-1 Road: 2-8 Neutral: 2-3



Gordon Tope

### SEASON NOTES

- The Buffs started the season ranked 10th in the AP pre-season basketball poll.
- Cliff Meely and Gordon Tope were named Big Eight Conference first team selections. It's the fifth time a CU pair were named to the first team (Gardner/P. Frink, 1964-65; Charlton/Davis, 1962-63; Gilmore/Charlton, 1961-62; Halderson/Jeanerard, 1954-55).
- Cliff Meely finished third in Big Eight scoring (20.9), while teammate Gordon Tope was 10th (13.8 ppg.). Meely was second in rebounding (12.8); Tope (.731) and Jim Creighton (.711) were 10th and 11th, respectively in FT%. Creighton finished second in FG% (.531).
- On Dec. 27, the Buffs defeated Nebraska, 72-60, for CU's 11th straight win over the Huskers.
- On Dec. 29, after trailing by 15 points at the half, the Buffs rallied to beat Missouri 75-73 and advanced to the Big Eight Christmas Tournament final.
- Cliff Meely finished second in the conference in rebounding (196) and third in scoring (295).
- Meely scored 544 points to rank second among all CU scorers; his 332 rebounds ranks third.



M	D	Year	Opponent	Score	FG	FGA	Pct.	FT	FTA	Pct	TR	PF	Pts	Min.
12	1	1970	NEW MEXICO	L 63-66	27	59	.458	9	21	.429	31	25	63	200
12	2	1970	AIR FORCE	W 84-66	36	64	.563	12	26	.462	36	20	84	200
12	7	1970	UTEP	W 78-68	25	44	.568	28	37	.757	34	19	78	200
12	8	1970	CAL-SANTA BARBARA	W 61-59	22	57	.386	17	26	.654	33	19	61	200
12	21	1970	at Wichita State	L 69-79	31	67	.463	7	14	.500	36	15	69	200
12	22	1970	at Texas Tech	W 67-66	24	43	.558	19	31	.613	37	15	67	200
12	28	1970	# vs. Kansas State	W 59-56	18	51	.353	23	37	.622	39	18	59	200
12	29	1970	# vs. Nebraska	L 67-77	29	54	.537	9	20	.450	21	16	67	200
12	30	1970	# vs. Iowa State	W 70-64	25	62	.403	20	32	.625	38	23	70	200
1	2	1971	at Long Beach State	L 62-84	25	66	.379	12	21	.571	43	24	62	200
1	4	1971	at San Diego State	W 85-77	35	71	.493	15	22	.682	34	15	85	200
1	6	1971	at Cal-Irvine	W 68-65	27	53	.509	14	21	.667	31	11	68	200
1	16	1971	* at Oklahoma	L 73-88	27	72	.375	19	29	.655	31	18	73	200
1	18	1971	* at Oklahoma State	W 62-59	26	55	.473	10	19	.526	36	20	62	200
1	23	1971	* IOWA STATE	W 95-82	37	71	.521	21	29	.724	39	15	95	200
1	30	1971	* KANSAS STATE	W 86-72	37	71	.521	12	26	.462	24	25	86	200
2	6	1971	* at Missouri	L 76-81	29	66	.439	18	28	.643	29	21	76	200
2	8	1971	* at Kansas	L 67-91	24	61	.393	19	22	.864	33	21	67	200
2	13	1971	* OKLAHOMA	W 99-69	40	72	.556	19	22	.864	45	16	99	200
2	16	1971	* NEBRASKA	L 63-65	26	64	.406	11	21	.524	31	20	63	200
2	20	1971	* at Kansas State	L 72-84	30	75	.400	12	20	.600	37	22	72	200
2	27	1971	* KANSAS	L 65-66	27	57	.474	11	18	.611	31	18	65	200
3	1	1971	* MISSOURI	L 71-76	28	67	.418	15	23	.652	36	28	71	200
3	6	1971	* at Nebraska	L 71-85	23	72	.319	15	27	.556	39	19	71	200
3	8	1971	* at Iowa State	W 77-73	30	54	.556	17	31	.548	50	10	77	200
3	11	1971	* OKLAHOMA STATE	W 90-68	38	67	.567	14	23	.609	42	19	90	200

#-Big Eight Christmas Tournament - Kansas City; \*-Big Eight Conference


Player	GP	FG	FGA	Pct	FT	FTA	Pct	TR	RPG	PF	FO	TP	PPG
Meely, Cliff	26	282	566	.498	165	237	.696	302	11.6	79	3	729	28.0
Creighton, Jim	26	126	237	.532	91	139	.655	212	8.2	59	3	343	13.2
Mitchell, Dudley	26	132	311	.424	21	31	.677	53	2.0	54	1	285	11.0
Aaker, Steve	26	58	150	.387	37	67	.552	119	4.6	70	4	153	5.9
Shell, Freddie	23	35	94	.372	16	30	.533	61	2.7	40	1	86	3.7
Maulsby, Ron	25	23	45	.511	8	17	.471	29	1.2	30	0	54	2.2
Teets, Marc	26	24	66	.364	9	17	.529	22	0.8	30	0	57	2.2
Hofman, Bob	26	16	29	.552	19	43	.442	26	1.0	42	2	51	2.0
McCoy, Larry	22	16	42	.381	12	21	.571	22	1.0	23	0	44	2.0
Mitchell, Doug	20	17	34	.500	5	12	.417	24	1.2	12	1	39	2.0
Bush, Bob	5	0	2	.000	2	2	1.000	2	0.4	0	0	2	0.4
Pickens, Boyd	16	3	8	.375	0	1	.000	8	0.5	9	0	6	0.4
Smith, John	16	3	9	.333	0	4	.000	13	0.8	10	0	6	0.4
TEAM	26	735	1593	.461	385	621	.620	1012	38.9	458	15	1855	71.3

### 14-12 (6-8 Big Eight) Head Coach: Sox Walseth

Assistant: Chuck Gardner

#	Name	Class	Pos.	Ht.	Wt.	Hometown (High School)
25	Aaker, Steve	Jr.	F	6-6	205	Wheat Ridge, Colo.
10	Bush, Bob	Jr.	G	6-1	180	Keenesburg, Colo.
24	Creighton, Jim	Jr.	C	6-7	190	Denver, Colo. (North)
4	Hofman, Bob	So.	G	5-10	155	Pasadena, Calif.
3	Jameson, Terry	Sr.	G	5-11	170	Denver, Colo. (Regis)
31	Kelly, Pat	So.	G/F	6-2	180	Denver, Colo. (Regis)
12	Maulsby, Ron	Sr.	G	6-2	185	Boulder, Colo. (Fairview)
15	McCoy, Larry	Jr.	G	6-3	170	Wheat Ridge, Colo.
20	Meely, Cliff	Sr.	F/C	6-8	215	Chicago, Ill. (Harlan/Northeastern JC)
22	Mitchell, Doug	So.	F	6-4	215	Littleton, Colo. (Arapahoe)
5	Mitchell, Dudley	Sr.	G	6-3	195	Denver, Colo. (Thomas Jefferson)
21	Pickens, Boyd	Jr.	F	6-6	200	Aurora, Colo. (Hinkley)
13	Shell, Freddie	Sr.	G/F	6-1	180	Chicago, Ill. (Harlan)
23	Smith, John	So.	C	6-7	190	Pueblo, Colo. (Centennial)
14	Teets, Marc	So.	G/F	6-3	180	Wheat Ridge, Colo.
11	Wilkerson, Mill	So.	F	6-2	170	Pueblo, Colo. (Centennial)

Home: 7-4 Road: 5-7 Neutral: 2-1



Cliff Meely

### SEASON NOTES

- Senior Cliff Meely firmly established himself as the greatest scorer in Big Eight history. Meely was the first player in the Big Eight to average more than 30 points per game in conference play during a single season.
- Meely garnered first-team All-America and All-Big Eight honors.
- Meely scored 427 conference points, an average of 30.5 points per game, in 14 league contests to win the scoring title for the second time in three years.
- On Dec. 22, Meely became CU's all-time leading scorer with a 22-point performance against Texas Tech, surpassing Ken Charlton (1,342 points).
- On Feb. 13, Meely scored a Big Eight record 47 points with 25 rebounds in a 99-69 win over Oklahoma.
- Jim Creighton was 13th in Big Eight scoring (13.2 ppg.), all games, and fifth in FG% (.538).
- Meely became the first CU player to average at least 20 points in three straight seasons. He was the fifth different player to record a season double-double, doing it three times.
- Meely held 14 of 19 Fieldhouse single-game records including points (47), rebounds (25) and field goals made (19).

## 1971-72

M	D	Year	Opponent	Score	FG	FGA	Pct.	FT	FTA	Pct.	TR	PF	Pts	Min.
12	1	1971	SAN DIEGO STATE	L 68-79	20	62	.323	13	18	.722	41	14	53	200
12	4	1971	at Air Force	L 77-78	30	64	.469	17	24	.708	43	23	77	200
12	6	1971	WASHINGTON	L 67-72	23	60	.383	21	31	.677	29	15	67	200
12	8	1971	WICHITA STATE	L 55-70	22	64	.344	11	16	.688	29	15	55	200
12	10	1971	TEXAS TECH	W 89-77	39	65	.600	11	20	.550	21	17	89	200
12	21	1971	at UTEP	L 57-83	20	50	.400	17	27	.630	19	19	57	200
12	22	1971	at New Mexico State	L 53-71	20	65	.308	13	19	.684	47	14	53	200
12	27	1971	# vs. Oklahoma State	W 83-62	31	57	.544	21	36	.583	37	25	83	200
12	29	1971	# vs. Missouri	L 57-86	19	56	.339	19	29	.655	33	21	57	200
12	30	1971	# vs. Iowa State	L 82-87	31	61	.508	20	29	.690	34	25	82	200
1	4	1972	at Tulane	W 75-74 (ot)	26	56	.464	23	31	.742	40	34	75	225
1	6	1972	at Houston	L 66-70	26	53	.491	14	22	.636	28	14	66	200
1	15	1972	* at Nebraska	L 55-67	19	47	.404	17	26	.654	29	17	55	200
1	17	1972	* at Iowa State	L 59-76	22	57	.386	15	23	.652	37	12	59	200
1	22	1972	* KANSAS	W 74-69	25	55	.455	24	32	.750	41	15	74	200
1	29	1972	* MISSOURI	L 67-79	26	69	.377	15	22	.682	31	17	67	200
2	5	1972	* at Oklahoma	L 65-78	27	66	.409	11	21	.524	40	19	65	200
2	7	1972	* at Oklahoma State	L 53-72	22	50	.440	9	20	.450	21	14	53	200
2	12	1972	* KANSAS STATE	L 71-89	27	67	.403	17	36	.472	40	25	71	200
2	14	1972	* IOWA STATE	W 82-75	29	62	.468	24	35	.686	32	14	82	200
2	19	1972	* at Missouri	L 52-59	17	50	.340	18	23	.783	38	17	52	200
2	21	1972	* at Kansas	L 59-71	22	55	.400	15	21	.714	36	17	59	200
2	26	1972	* NEBRASKA	W 67-57	24	59	.407	19	34	.559	36	14	67	200
2	28	1972	* OKLAHOMA	L 66-74	28	75	.373	10	16	.625	43	16	66	200
3	4	1972	* at Kansas State	L 55-73	24	65	.369	7	15	.467	40	20	55	200
3	8	1972	* OKLAHOMA STATE	W 61-59	24	62	.387	13	20	.650	39	15	61	200

#-Big Eight Christmas Tournament - Kansas City; \*-Big Eight Conference


Player	GP	FG	FGA	Pct	FT	FTA	Pct	TR	RPG	PF	FO	TP	PPG
Creighton, Jim	26	160	373	.429	136	222	.613	264	10.2	64	3	456	17.5
Wedman, Scott	26	132	291	.454	68	103	.660	228	8.8	75	4	332	12.8
Haven, Lee	26	85	204	.417	69	99	.697	96	3.7	48	1	239	9.2
Wright, Jerry	23	89	222	.401	32	45	.711	47	2.0	70	0	210	9.1
Teets, Marc	22	44	109	.404	22	30	.733	28	1.3	41	1	110	5.0
Pickens, Boyd	26	37	110	.336	39	62	.629	84	3.2	52	3	113	4.3
Hofman, Bob	2	3	10	.300	2	3	.667	7	3.5	4	0	8	4.0
McCoy, Larry	19	27	55	.491	14	20	.700	31	1.6	17	0	68	3.6
Smith, John	23	29	62	.468	12	29	.414	43	1.9	41	4	70	3.0
Kelly, Pat	25	21	63	.333	13	22	.591	34	1.4	28	0	55	2.2
Mullin, Daryl	16	8	25	.320	2	3	.667	4	0.3	11	0	18	1.1
Chaussee, Mike	18	8	24	.333	2	4	.500	15	0.8	7	0	18	1.0
England, Tim	14	4	8	.500	6	9	.667	8	0.6	1	0	14	1.0
Bush, Bob	9	2	13	.154	3	3	1.000	1	0.1	5	0	7	0.8
Kennedy, Tom	6	0	2	.000	0	1	.000	1	0.2	2	0	0	0.0
TEAM								65					
	26	649	1571	.413	420	655	.641	956	36.8	466	16	1718	66.1

### 7-19 (4-10 Big Eight) Head Coach: Sox Walseth

#### Assistant: Chuck Gardner

#	Name	Class	Pos.	Ht.	Wt.	Hometown (High School)
	Aaker, Steve	Sr.	F	6-5	215	Wheat Ridge, Colo.
22	Bush, Bob	So.	G	6-2	190	Keenesburg, Colo.
10	Chaussee, Mike	So.	F	6-5	190	Colorado Spgs., Colo. (Wasson)
24	Creighton, Jim	Sr.	C	6-7	190	Denver, Colo. (North)
25	England, Tim	So.	F	6-4	185	Pueblo, Colo. (South)
15	Haven, Lee	So.	G/F	6-4	195	Newport Beach, Calif. (Harbor)
12	Hofman, Bob	Jr.	G	5-11	165	Pasadena, Calif.
12	Kelly, Pat	So.	F	6-2	180	Denver, Colo. (Regis)
22	Kennedy, Tom	So.	C	6-7	190	Palos Verdes Estates, Calif.
11	McCoy, Larry	Sr.	G/F	6-3	180	Wheat Ridge, Colo.
	Mitchell, Doug	Jr.	F	6-4	210	Littleton, Colo. (Arapahoe)
3	Mullin, Darryl	So.	G	5-9	150	Los Angeles, Calif. (Locke)
21	Pickens, Boyd	Sr.	F/C	6-6	200	Aurora, Colo. (Hinkley)
	Smiley, Tim	So.	G	6-2	175	Cherry Creek, Colo.
23	Smith, John	Jr.	C	6-6	195	Pueblo, Colo. (Centennial)
14	Teets, Marc	Jr.	G	6-3	180	Wheat Ridge, Colo.
	Tiefel, Doug	So.	F	6-4	170	Denver, Colo. (North)
4	Wedman, Scott	So.	F	6-5	190	Denver, Colo. (Mullen)
	Williams, Marty	So.	F	6-2	175	Alameda, Colo.
5	Wright, Jerome	Jr.	G	6-1	170	Muncie, Ind. (South)

Home: 5-6 Road: 1-11 Neutral: 1-2



Jim Creighton

### SEASON NOTES

- Jim Creighton, a Big Eight first team selection, capped his final season leading the Buffs in scoring (17.5 ppg.) and rebounding (10.2 rpg.). He would also become the sixth different player at CU to average a double-double, ninth time overall
- Creighton finished fourth in the Big Eight in both scoring and rebounding.
- First-year standout Scott Wedman was 14th in scoring (12.8 ppg.) and seventh in rebounding (8.8 rpg.).
- Forward Doug Mitchell missed the 1971-72 campaign after undergoing knee surgery to repair ligament damage before the season.
- On Jan. 4, the Buffs edged Tulane in overtime, 75-74, after trailing 64-58 with 90 seconds remaining in regulation.
- On Jan. 22, the Buffs beat Kansas 74-69 for CU's first Big Eight victory of the season.
- On March 8, the Buffs finished the season by defeating Oklahoma State 61-59 behind Jim Creighton's 16 points and 12 rebounds.



## 1972-73

M	D	Year	Opponent	Score	FG	FGA	Pct.	FT	FTA	Pct.	TR	PF	Pts	Ast	TO	Min.
12	2	1972	AIR FORCE	W 60-52	25	58	.431	10	15	.667	31	14	60		18	200
12	4	1972	HOUSTON	L 72-77	31	70	.443	10	15	.667	32	17	72		18	200
12	6	1972	TULANE	W 97-86	40	86	.465	17	24	.708	47	27	97		14	200
12	9	1972	NEW MEXICO STATE	W 89-77	31	64	.484	25	35	.714	38	31	87		18	200
12	11	1972	LONG BEACH STATE	L 69-93	31	78	.397	7	15	.467	35	19	69		19	200
12	23	1972	at New Mexico	L 71-92	27	63	.429	17	25	.680	30	27	71			200
12	27	1972	# vs. Missouri	L 78-98	31	67	.463	16	24	.667	32	19	78	7	19	200
12	29	1972	# vs. Oklahoma State	L 61-66	24	70	.343	13	18	.722	36	21	61	10	12	200
12	30	1972	# vs. Kansas	W 71-68	28	66	.424	15	26	.577	38	12	71	12	16	200
1	2	1973	at San Diego State	L 60-65	26	67	.388	8	14	.571	40	22	60			200
1	8	1973	at UNLV	L 62-64	29	75	.387	4	8	.500	38	18	62			200
1	13	1973	* at Kansas	L 58-67	24	64	.375	10	13	.769	31	22	58	3	22	200
1	15	1973	* at Missouri	W 81-79 (ot)	32	71	.451	17	22	.773	19	23	81		19	225
1	22	1973	* OKLAHOMA STATE	W 72-68	33	80	.413	6	9	.667	33	20	72		13	200
1	27	1973	* OKLAHOMA	W 90-69	37	72	.514	16	24	.667	33	25	90		15	200
2	3	1973	* at Iowa State	W 83-81 (ot)	27	58	.466	25	30	.833	32	18	79		15	225
2	6	1973	* at Nebraska	W 67-59	32	79	.405	7	15	.467	42	14	71		12	200
2	10	1973	* KANSAS STATE	L 62-81	28	70	.400	6	11	.545	39	22	62			200
2	12	1973	at Creighton	L 67-76	27	50	.540	13	18	.722	27	25	67			200
2	17	1973	* MISSOURI	W 77-68 (ot)	33	78	.423	11	18	.611	43	25	77			225
2	19	1973	* KANSAS	W 72-66	28	66	.424	16	32	.500	48	19	72			200
2	24	1973	* at Oklahoma State	L 66-70	25	69	.362	16	24	.667	42	29	66			200
2	26	1973	* at Oklahoma	L 68-78									68			
3	3	1973	* IOWA STATE	W 79-74	34	51	.667	15	18	.833	22	26	83			200
3	6	1973	* NEBRASKA	W 71-63	32	79	.405	7	15	.467	42	14	71		12	200
3	10	1973	* at Kansas State	L 66-76	31	73	.425	4	6	.667	33	16	66		12	200

#-Big Eight Christmas Tournament - Kansas City; \*-Big Eight Conference


Player	GP	FG	FGA	Pct	FT	FTA	Pct	TR	RPG	PF	FO	TP	PPG
Wedman, Scott	26	185	383	.483	90	111	.811	242	9.3	88	4	460	17.7
Logan, Dave	13	67	172	.390	27	46	.587	69	5.3	21	0	161	12.4
Haven, Lee	23	105	225	.467	50	70	.714	74	3.2	38	1	260	11.3
Teets, Marc	26	81	215	.377	18	25	.720	31	1.2	52	3	180	6.9
Aaker, Steve	26	74	168	.440	23	53	.434	146	5.6	86	5	171	6.6
Wright, Jerry	24	70	158	.443	17	25	.680	48	2.0	40	0	157	6.5
Cole, Bill	26	55	120	.458	42	57	.737	90	3.5	93	10	152	5.8
Kelly, Pat	25	54	130	.415	5	12	.417	61	2.4	45	0	113	4.5
Mitchell, Doug	15	29	66	.439	6	9	.667	25	1.7	20	0	64	4.3
Mueller, Greg	15	17	40	.425	6	8	.750	27	1.8	14	0	40	2.7
Smith, John	6	5	10	.500	3	5	.600	8	1.3	6	0	13	2.2
Hofman, Bob	24	15	42	.357	13	25	.520	15	0.6	32	0	43	1.8
Wrigley, Ron	22	8	28	.286	22	38	.579	24	1.1	12	0	38	1.7
Arguello, Rick	4	3	3	1.000	0	0	.000	3	0.8	0	0	6	1.5
England, Tim	9	2	5	.400	5	7	.714	7	0.8	1	0	9	1.0
Carpenter, Jim	2	0	0	.000	0	0	.000	0	0.0	0	0	0	0.0
Dunsmoor, Kurt	2	0	0	.000	0	0	.000	1	0.5	1	0	0	0.0
TEAM								109					
	26	770	1765	.436	327	491	.666	980	37.7	549	23	1867	71.8

### 13-13 (9-5 Big Eight) Head Coach: Sox Walseth

Assistants: Gary Hulst, Sessions Harlan

#	Name	Class	Pos.	Ht.	Wt.	Hometown (High School)
15	Aaker, Steve	Sr.	F	6-5	215	Wheat Ridge, Colo.
	Arguello, Rick	So.	G	5-10	146	Westin, Colo. (Primer)
	Carpenter, Jim	So.	C	6-8	200	Thornton, Colo. (Highland)
12	Cole, Bill	Jr.	F	6-5	210	Denver, Colo. (Mullen)
	Crawford, Del	So.	G	6-0	165	Denver, Colo. (East)
	Cummins, Jim	Fr.	F	6-5	165	Fort Lupton, Colo.
	Dunsmoor, Kurt	So.	G	6-2	190	Fowler, Colo.
25	England, Tim	Jr.	F	6-4	190	Pueblo, Colo. (South)
	Engles, Chris	So.	G	5-11	175	Boulder, Colo. (Fairview)
11	Haven, Lee	Jr.	G/F	6-4	210	Newport Beach, Calif. (Harbor)
3	Hofman, Bob	Jr.	G	5-11	160	Pasadena, Calif.
4	Kelly, Pat	Jr.	G	6-2	187	Denver, Colo. (Regis)
	Lawrence, Tom	Fr.	G	6-2	180	Aurora, Colo. (Central)
22	Logan, David	Fr.	F	6-5	215	Wheat Ridge, Colo. (Wheat Ridge)
22	Mitchell, Doug	Jr.	F	6-4	210	Littleton, Colo. (Arapahoe)
21	Mueller, Greg	Fr.	F	6-7	195	Denver, Colo. (St. Francis)
	Mullin, Darryl	Jr.	G	5-10	162	Los Angeles, Calif. (Locke)
23	Smith, John	Sr.	C	6-8	200	Pueblo, Colo. (Centennial)
10	Teets, Marc	Sr.	G	6-3	180	Wheat Ridge, Colo.
14	Wedman, Scott	Jr.	F	6-7	215	Denver, Colo. (Mullen)
	Williams, Marty	So.	F	6-3	180	Alameda, Colo.
24	Wrigley, Ron	So.	C	6-7	200	San Diego, Calif. (St. Augustine)
5	Wright, Jerry	Sr.	G	6-2	180	Muncie, Ind. (South)

Home: 9-3 Road: 3-8 Neutral: 1-2



Scott Wedman

### SEASON NOTES

- Head Coach Sox Walseth won his fifth conference coach of the year honor (Big Eight: 1961-62, 1962-63, 1968-69, 1972-73. Big Seven: 1956-57).
- Forward Scott Wedman was named All-Big Eight First Team.
- Wedman finished second in the conference in totaling 278 points and an 19.8 per game average. He led the Buffs with a 17.7 ppg. and 9.3 rpg. average.
- Dave Logan (12.4 ppg.) became the first CU freshman to average over 10 points in a season.
- On Jan. 15, the Buffs defeated nationally ranked Missouri, 81-79, in overtime behind Lee Haven's 28 points. The Tigers would finish the season No. 15 AP/No. 17 UPI.
- On Feb. 3, CU played its best all-around game of the season in an 83-81 upset of Iowa State, which saw the Buffs shoot a blistering 66.7 percent from the field.
- On March 6, the Buffs beat Nebraska, 71-63, for CU's 14th win against the Cornhuskers in the last 18 games.

## 1973-74

M	D	Year	Opponent	Score	FG	FGA	Pct.	FT	FTA	Pct	TR	PF	Pts	Ast	TO	Min.
12	1	1973	at Air Force	W 65-61	21	60	.350	23	40	.575	48	19	65			200
12	3	1973	ARIZONA	L 76-91	32	90	.356	12	16	.750	37	21	76		19	200
12	5	1973	LONG BEACH STATE	W 73-71	35	80	.438	3	4	.750	31	10	73		13	200
12	8	1973	UNLV	L 81-86	33	64	.516	15	25	.600	20	22	81		18	200
12	10	1973	at St. Louis	L 66-76	30	68	.441	6	12	.500	37	22	66			200
12	15	1973	SAN DIEGO STATE	W 82-69	31	62	.500	20	35	.571	40	32	82		20	200
12	22	1973	CREIGHTON	W 73-68	31	66	.470	11	17	.647	29	17	73		12	200
12	26	1973	# vs. Kansas	W 73-71	26	54	.481	21	31	.677	32	20	73	17	16	200
12	28	1973	# vs. Missouri	L 83-89	37	65	.569	9	11	.818	22	23	83	23	13	200
12	29	1973	# vs. Kansas State	L 82-84	35	67	.522	12	15	.800	31	20	82	19	14	200
1	3	1974	at Fresno State	L 70-80	30	79	.380	10	12	.833	40	21	70	13	15	200
1	5	1974	at UC-Santa Barbara	L 77-80	35	62	.565	7	10	.700	30	23	77	16	17	200
1	12	1974	* at Oklahoma State	W 67-65	25	53	.472	17	24	.708	34	24	67			200
1	14	1974	* at Oklahoma	L 66-91	25	63	.397	16	23	.696	28	15	66		17	200
1	19	1974	* IOWA STATE	L 66-81	28	64	.438	10	21	.476	26	22	66		20	200
1	21	1974	* OKLAHOMA STATE	W 90-67	35	69	.507	20	25	.800	38	14	90		24	200
1	26	1974	* MISSOURI	W 81-68	31	71	.437	19	28	.679	47	24	81		19	200
2	2	1974	* at Kansas State	L 56-57	26	71	.366	4	5	.800	33	25	56		9	200
2	4	1974	* at Kansas	L 66-81	27	71	.380	12	24	.500	29	18	66	7	13	200
2	9	1974	* OKLAHOMA	L 70-81	28	79	.354	14	21	.667	39	21	70		18	200
2	12	1974	* NEBRASKA	W 65-64	26	63	.413	13	20	.650	27	11	65		5	200
2	16	1974	* KANSAS STATE	L 74-76	34	72	.472	6	8	.750	28	18	74		17	200
2	23	1974	* at Missouri	L 68-72	30	64	.469	8	17	.471	33	19	68			200
2	25	1974	* at Iowa State	L 61-69	26	70	.371	9	14	.643	44	21	61			200
3	2	1974	* KANSAS	L 68-70	27			14	17	.824			68			200
3	5	1974	* at Nebraska	L 42-65	15	68	.221	12	20	.600	41	20	42	7	21	200

#-Big Eight Christmas Tournament - Kansas City; \*-Big Eight Conference


Player	GP	FG	FGA	Pct	FT	FTA	Pct	TR	RPG	PF	FO	TP	PPG
Wedman, Scott	23	199	372	.535	61	97	.629	214	9.3	70	4	459	20.0
Logan, Dave	26	176	414	.425	61	88	.693	175	6.7	43	0	413	15.9
Haven, Lee	26	68	191	.356	41	61	.672	57	2.2	38	0	177	6.8
Lawrence, Tony	25	74	175	.423	21	30	.700	43	1.7	29	1	169	6.8
Wrigley, Ron	26	43	115	.374	51	76	.671	124	4.8	47	0	137	5.3
Cole, Bill	26	47	110	.427	28	44	.636	56	2.2	91	7	122	4.7
Mitchell, Doug	26	55	142	.387	10	16	.625	62	2.4	44	0	120	4.6
Kelly, Pat	26	50	115	.435	15	25	.600	40	1.5	48	0	115	4.4
Hofman, Bob	26	17	50	.340	22	34	.647	20	0.8	51	0	56	2.2
McDonald, Fred	21	20	51	.392	6	11	.545	52	2.5	40	1	46	2.2
England, Tim	2	1	2	.500	0	1	.000	1	0.5	0	0	2	1.0
Konopka, Bruno	14	5	21	.238	4	6	.667	3	0.2	7	0	14	1.0
Sferra, Jay	2	1	2	.500	0	1	.000	0	0.0	1	0	2	1.0
Layne, Doug	9	2	3	.667	2	4	.500	6	0.7	3	0	6	0.7
Hunt, Brad	1	0	0	.000	0	0	.000	0	0.0	0	0	0	0.0
TEAM								120					
	26	758	1763	.430	322	494	.652	973	37.4	512	13	1838	70.7

### 9-17 (4-10 Big Eight) Head Coach: Sox Walseth

Assistants: Gary Hulst, Sessions Harlan

#	Name	Class	Pos.	Ht.	Wt.	Hometown (High School)
	Arguello, Rick	Jr.	G	5-10	146	Westin, Colo. (Primero)
	Burns, Lewis	Jr.	C	6-5	220	Indianapolis, Ind. (Northwest)
	Carpenter, Jim	Jr.	C	6-8	200	Thornton, Colo. (Highland)
12	Cole, Bill	Sr.	F/C	6-5	205	Denver, Colo. (Mullen)
	Cummins, Jim	So.	F	6-5	185	Fort Lupton, Colo.
	Dunsmoor, Kurt	Jr.	G	6-2	190	Fowler, Colo.
10	England, Tim	Sr.	F	6-4	185	Pueblo, Colo. (South)
11	Haven, Lee	Sr.	G/F	6-5	205	Newport Beach, Calif. (Harbor)
3	Hofman, Bob	Sr.	G	5-11	160	Pasadena, Calif.
21	Hunt, Brad	Fr.	F	6-3	160	Morrison, Colo. (Bear Creek)
4	Kelly, Pat	Sr.	G	6-2	185	Denver, Colo. (Regis)
10	Konopka, Bruno	Jr.	F	6-5	200	Denver, Colo. (Thomas Jefferson)
5	Lawrence, Tony	Jr.	G	6-4	190	South Bend, Ind. (Adams)
	Lawrence, Tom	So.	G	6-2	185	Aurora, Colo. (Central)
21	Layne, Doug	So.	C	6-10	205	Oakland, Calif. (Castlemont)
22	Logan, David	So.	F	6-5	215	Wheat Ridge, Colo. (Wheat Ridge)
23	McDonald, Fred	Jr.	C	6-11	215	Oakland, Calif. (St. Elizabeth)
15	Mitchell, Doug	Sr.	G	6-4	210	Littleton, Colo. (Arapahoe)
	Mueller, Greg	So.	C	6-7	200	Denver, Colo. (St. Francis)
14	Sferra, Jay	Fr.	G	5-11	150	Syracuse, N.Y. (Christian Bros.)
14	Wedman, Scott	Sr.	F	6-7	215	Denver, Colo. (Mullen)
24	Wrigley, Ron	Jr.	C	6-7	205	San Diego, Calif. (St. Augustine)

Home: 6-6 Road: 2-9 Neutral: 1-2



Dave Logan

### SEASON NOTES

- Scott Wedman was named an All-Big Eight First Team selection for the second-straight year.
- Wedman ranked third on CU's career rebounding charts, collecting 684 boards (9.1 rpg.); and the fourth most prolific scorer 1,251 points (16.7 ppg.).
- On Dec. 1, CU shot just 35 percent from the field and 23-of-40 FTs to defeat Air Force, 65-61.
- On Dec. 26, CU upset Kansas, 73-71 in the conference opener. KU would finish No. 7 (AP) and No. 10 (UPI) in the final polls.
- On Jan. 21, Scott Wedman scored 24 points with 11 rebounds in CU's 90-67 win over Oklahoma State.
- Wedman would be named to the 1970's Big Eight All-Decade second team.
- The 1973-74 team suffered 17 losses, 10 of which occurred 10 points or less (total of 53 points, 5.3 ppg.).



## 1974-75

M	D	Year	Opponent	Score	FG	FGA	Pct.	FT	FTA	Pct	TR	PF	Pts	Ast	TO	Min.
11	30	1974	at California	L 78-98	37	81	.457	4	9	.444	37	18	78	18	14	200
12	4	1974	ST. LOUIS	W 85-81	32	68	.471	21	25	.840	31	21	85	18		200
12	7	1974	FRESNO STATE	L 75-78	32	72	.444	11	15	.733	38	13	75	20	19	200
12	12	1974	AIR FORCE	W 70-65	26	67	.388	18	22	.818	41	13	70	17	12	200
12	16	1974	CALIFORNIA	L 76-85	33	76	.434	10	22	.455	27	21	76	23	15	200
12	19	1974	SAN DIEGO STATE	W 85-84	40	81	.494	5	8	.625	34	19	85	24	25	200
12	21	1974	at Arizona	L 63-84	27	65	.415	9	13	.692	33	23	63	9	34	200
12	27	1974	# vs. Iowa State	L 82-107	35	80	.438	12	22	.545	59	32	82	16	36	200
12	28	1974	# vs. Missouri	L 57-73	22	52	.423	13	19	.684	35	27	57	13	23	200
12	30	1974	# vs. Oklahoma State	L 73-101	27	67	.403	19	23	.826	24	19	73	15	25	200
1	3	1975	at Washington	L 61-90	24	68	.353	13	16	.813	37	18	61	20	15	200
1	4	1975	at Long Beach State	L 77-91	33	74	.446	11	17	.647	38	26	77	13	21	200
1	18	1975	* at Oklahoma	L 62-113	23	64	.359	16	25	.640	27	19	62	2	23	200
1	22	1975	* KANSAS STATE	L 72-87	30	64	.469	12	16	.750	25	22	72	20	14	200
1	25	1975	* at Nebraska	L 59-85	20	59	.339	19	29	.655	35	21	59	10	21	200
1	29	1975	* at Kansas	L 59-81	21	56	.375	17	24	.708	31	26	59	11	23	200
2	1	1975	* IOWA STATE	L 90-101	35	83	.422	20	27	.741	37	18	90	22	19	200
2	5	1975	* OKLAHOMA STATE	W 83-62	33	72	.458	17	21	.810	41	26	83	17	15	200
2	8	1975	* at Missouri	L 73-93									75			200
2	12	1975	* at Kansas State	L 66-80	28	65	.431	10	10	1.000	30	20	66		21	200
2	15	1975	* NEBRASKA	W 62-61	19	63	.302	24	34	.706	54	30	62	9		200
2	19	1975	* OKLAHOMA	W 90-87	31	67	.463	28	32	.875	35	25	90	18		200
2	22	1975	* at Iowa State	L 96-119	38	77	.494	20	30	.667	46	27	96	12		200
3	1	1975	* KANSAS	L 76-78	33	69	.478	10	24	.417	27	22	76	9	16	200
3	5	1975	* at Oklahoma State	L 85-87	33	63	.524	19	25	.760	37	26	85	3	17	200
3	8	1975	* MISSOURI	W 106-97	38	73	.521	30	39	.769	49	34	106	24	21	200

#-Big Eight Christmas Tournament - Kansas City; \*-Big Eight Conference


Player	GP	FG	FGA	Pct	FT	FTA	Pct	TR	RPG	PF	FO	Ast	APG	TP	PPG
Lawrence, Tony	25	160	354	.452	72	91	.791	77	3.1	65	5	65	2.6	392	15.7
Mueller, Greg	25	136	301	.452	63	95	.663	150	6.0	91	8	21	0.8	335	13.4
Wrigley, Ron	26	92	213	.432	111	144	.771	186	7.2	73	5	42	1.6	295	11.3
Vaculik, Larry	26	95	200	.475	30	40	.750	158	6.1	48	1	29	1.1	220	8.5
McDonald, Fred	19	66	115	.574	21	33	.636	72	3.8	65	7	17	0.9	153	8.1
Konopka, Bruno	24	49	120	.408	20	26	.769	53	2.2	47	1	24	1.0	118	4.9
Hunt, Brad	26	59	142	.415	8	9	.889	27	1.0	30	1	21	0.8	126	4.8
Sferra, Jay	26	42	108	.389	31	46	.674	19	0.7	67	3	102	3.9	115	4.4
Cummins, Jim	3	6	12	.500	0	0	.000	6	2.0	3	0	4	1.3	12	4.0
Wente, Tom	23	19	68	.279	18	27	.667	64	2.8	35	2	11	0.5	56	2.4
Schoenhoff, Kurt	17	15	32	.469	10	25	.400	23	1.4	14	0	5	0.3	40	2.4
Arguello, Rick	22	20	49	.408	9	13	.692	22	1.0	25	0	32	1.5	49	2.2
Miller, Mike	14	11	35	.314	5	5	1.000	23	1.6	19	1	3	0.2	27	1.9
Berry, Alvin	8	5	19	.263	4	7	.571	8	1.0	8	0	6	0.8	14	1.8
Bolen, Dave	5	2	8	.250	1	1	1.000	4	0.8	5	0	3	0.6	5	1.0
Carpenter, Jim	6	2	10	.200	0	2	.000	12	2.0	2	0	3	0.5	4	0.7
White, Tom	7	1	7	.143	2	6	.333	3	0.4	2	0	5	0.7	4	0.6
Dunsmoor, Kurt	1	0	0	.000	0	0	.000	0	0.0	2	0	0	0.0	0	0.0
Greene, Ted	1	0	0	.000	0	0	.000	1	1.0	0	0	0	0.0	0	0.0
TEAM								182							
	26	780	1793	.435	405	570	.711	1060	40.8	601	34	393	15.1	1965	75.6

### 7-19 (4-10 Big Eight) Head Coach: Sox Walseth

Assistants: Sessions Harlan, Bob Portman

#	Name	Class	Pos.	Ht.	Wt.	Hometown (High School)
3	Arguello, Rick	Sr.	G	5-10	146	Westin, Colo. (Primer)
12	Berry, Alvin	Fr.	F	6-4	185	Detroit, Mich. (Northeastern)
3	Bolen, Dave	Fr.	F	6-4	170	Bonn, West Germany (American)
	Burns, Lewis	Jr.	F	6-5	220	Indianapolis, Ind. (Northwest)
23	Carpenter, Jim	Jr.	C	6-8	200	Thornton, Colo. (Highland)
14	Cummins, Jim	So.	G	6-5	185	Fort Lupton, Colo.
	Dunsmoor, Kurt	Jr.	G	6-2	190	Fowler, Colo.
10	Hunt, Brad	So.	G/F	6-3	170	Bear Creek, Colo.
12	Konopka, Bruno	Fr.	F	6-5	200	Denver, Colo. (Thomas Jefferson)
	Lawrence, Tom	So.	G	6-2	185	Aurora, Colo.
5	Lawrence, Tony	Sr.	G	6-4	190	South Bend, Ind. (Adams)
	Logan, David	Jr.	G/F	6-5	215	Wheat Ridge, Colo. (Wheat Ridge)
23	McDonald, Fred	Sr.	C	6-11	215	Oakland, Calif. (St. Elizabeth)
11	Miller, Mike	So.	C	6-8	195	Bloomington, Ind.
15	Mueller, Greg	So.	F/C	6-7	210	Denver, Colo. (St. Francis)
	Mullin, Darryl	Sr.	G	5-10	160	Los Angeles, Calif.
14	Schoenhoff, Kurt	Fr.	F	6-7	200	Proviso, Ill. (W. Proviso)
4	Sferra, Jay	So.	G	5-10	150	Syracuse, N.Y. (Christian Bros.)
22	Vaculik, Larry	Fr.	F	6-8	200	Omaha, Neb. (Ryan)
21	Wente, Tom	Fr.	C	6-8	195	Rochester, Minn. (Lourdes)
24	Wrigley, Ron	Sr.	C	6-7	205	San Diego, Calif. (St. Augustine)

Home: 7-5 Road: 0-11 Neutral: 0-3



Tony Lawrence

### SEASON NOTES

- Tony Lawrence closed his CU career leading the Buffs in scoring (15 ppg.) and at the free throw line (.791).
- On Feb. 5, an 83-62 victory over Oklahoma State snapped the Buffs school record 11-game losing streak and gave CU their first conference win of the season.
- On Feb. 19, the Buffs converted 28-of-32 free throws en route to a 90-87 victory over Oklahoma.
- On March 8, the Buffs closed out the season with a 106-97 win over Missouri, led by Ron Wrigley's 21 points and 11 rebounds.
- Wrigley wrapped up his senior campaign finishing first in rebounding (7.2 rpg.) and third in scoring (11.3 ppg.).

## 1975-76

M	D	Year	Opponent	Score	FG	FGA	Pct.	FT	FTA	Pct.	TR	PF	Pts	Ast	TO	Blk	Stl	Min.
11	29	1975	NEW MEXICO	L 75-78	25	62	.403	25	34	.735	41	25	75	18	19			200
12	1	1975	NORTHEAST LOUISIANA	W 90-73	35	68	.515	20	26	.769	39	20	90	21	23			200
12	3	1975	UNLV	L 88-118	37	80	.463	14	22	.636	54	19	88	27	32			200
12	6	1975	at Air Force	W 52-49	19	49	.388	14	19	.737	45	26	52	8	24	2	1	200
12	13	1975	UTEP	L 65-75	22	58	.379	21	35	.600	37	29	65	11	19			200
12	17	1975	UC-SANTA BARBARA	L 56-70	22	59	.373	12	15	.800	28	10	56	10				200
12	20	1975	at USC	L 72-94	31	67	.463	10	16	.625	33	31	72	12	28	6	4	200
12	27	1975	# vs. Oklahoma	W 61-59	28	55	.509	5	8	.625	29	16	61	13	25	1	5	200
12	29	1975	# vs. Kansas	L 50-70	20	52	.385	10	17	.588	19	9	50	14	11	2	1	200
12	30	1975	# vs. Kansas State	L 55-60	25	52	.481	5	12	.417	25	15	55	12	17	1	8	200
1	3	1976	at Long Beach State	L 64-67	24	50	.480	16	24	.667	28	21	64	7	12	1	2	200
1	5	1976	at San Diego State	L 72-78	33	66	.500	6	9	.667	38	23	72	22	23			200
1	17	1976	* OKLAHOMA	W 71-69 (2ot)	27	58	.466	17	20	.850	33	21	71	22	15			250
1	21	1976	* at Kansas State	L 63-70	28	64	.438	7	8	.875	30		63	7	21	2	7	200
1	24	1976	* NEBRASKA	L 64-66	25	53	.472	14	18	.778	31	24	64	21	9			200
1	28	1976	* KANSAS	L 50-51	20	59	.339	10	17	.588	32	16	50	6				200
1	31	1976	* at Iowa State	L 71-82	25	65	.385	21	28	.750	41	26	71	15				200
2	4	1976	* at Oklahoma State	L 76-85	30	65	.462	16	22	.727	49	23	76	4	20	1	0	200
2	7	1976	* MISSOURI	L 78-98	36	77	.468	6	9	.667	39	29	78	6	21			200
2	11	1976	* KANSAS STATE	L 47-57	20	55	.364	7	11	.636	32	14	47	7	16			200
2	14	1976	* at Nebraska	L 61-80	23	57	.404	15	24	.625	32	21	61	8	25			200
2	18	1976	* at Oklahoma	L 69-81									69					200
2	21	1976	* IOWA STATE	W 92-83	34	65	.523	24	34	.706	39	26	92	15	23			200
2	28	1976	* at Kansas	W 68-66	28	59	.475	12	15	.800	38	13	68	10	15	4	5	200
3	3	1976	* OKLAHOMA STATE	W 86-83 (ot)	35	66	.530	16	20	.800	35	26	86	10	16			225
3	6	1976	* at Missouri	L 60-95									60					200

#-Big Eight Christmas Tournament - Kansas City; \*-Big Eight Conference


Player	GP	FG	FGA	Pct	FT	FTA	Pct	TR	RPG	PF	FO	Ast	APG	TP	PPG
Lewis, Emmett	26	170	363	.468	49	67	.731	55	2.1	61	5	29	1.1	389	15.0
Logan, Dave	19	87	222	.392	69	96	.719	123	6.5	16	1	38	2.0	243	12.8
Mueller, Greg	26	125	280	.446	64	83	.771	128	4.9	91	0	36	1.4	314	12.1
Vaculik, Larry	26	101	200	.505	39	54	.722	188	7.2	69	2	30	1.2	241	9.3
Sferra, Jay	26	81	214	.379	37	48	.771	27	1.0	80	6	104	4.0	199	7.7
Schoenhoff, Kurt	26	38	82	.463	38	59	.644	96	3.7	51	2	13	0.5	114	4.4
Wente, Tom	23	36	69	.522	8	18	.444	90	3.9	57	3	15	0.7	80	3.5
Bullard, Clayton	26	18	49	.367	17	23	.739	23	0.9	17	0	21	0.8	53	2.0
Cummins, Jim	26	17	36	.472	11	14	.786	22	0.8	15	0	18	0.7	45	1.7
Hinga, Tom	11	8	22	.364	1	6	.167	11	1.0	18	0	2	0.2	17	1.5
Bolen, Dave	22	11	42	.262	4	12	.333	41	1.9	36	1	8	0.4	26	1.2
Hicks, Al	13	7	11	.636	1	3	.333	16	1.2	14	0	0	0.0	15	1.2
Berry, Alvin	12	4	13	.308	4	6	.667	8	0.7	6	0	6	0.5	12	1.0
Benjamin, Greg	6	1	5	.200	2	3	.667	3	0.5	3	0	1	0.2	4	0.7
White, Tom	3	1	4	.250	0	0	.000	1	0.3	2	0	0	0.0	2	0.7
TEAM								228							
	26	705	1612	.437	344	492	.699	1060	40.8	536	20	321	12.3	1754	67.5

### 7-19 (4-10 Big Eight) Head Coach: Sox Walseth

Assistants: Sessions Harlan, Bob Portman

#	Name	Class	Pos.	Ht.	Wt.	Hometown (High School)
33	Benjamin, Greg	Fr.	G/F	6-4	192	Thornton, Colo. (Highland)
31	Berry, Alvin	So.	G/F	6-4	173	Detroit, Mich. (Northeastern)
30	Bolen, Dave	So.	G/F	6-5	179	Bonn, West Germany (American H.S.)
25	Bullard, Clayton	Fr.	G	6-3	167	Omaha, Neb. (Central)
12	Cummins, Jim	Jr.	G/F	6-5	179	Fort Lupton, Colo.
23	Hicks, Alfred	Fr.	F/C	6-8	199	Denver, Colo. (South)
32	Hinga, Tom	Fr.	G/F	6-5	191	Muncie, Ind. (Northside)
10	Lewis, Emmett	Fr.	G	6-1	171	Gary, Ind. (Emerson)
24	Logan, David	Jr.	G/F	6-5	226	Wheat Ridge, Colo. (Wheat Ridge)
15	Mueller, Greg	Jr.	F/C	6-7	220	Denver, Colo. (St. Francis)
14	Schoenhoff, Kurt	So.	F/C	6-6	206	Westchester, Ill. (W. Proviso)
4	Sferra, Jay	Jr.	G	5-11	145	Syracuse, N.Y. (Christian Bros.)
22	Vaculik, Larry	So.	F/C	6-9	210	Omaha, Neb. (Ryan)
21	Wente, Tom	So.	F/C	6-8	206	Rochester, Minn. (Lourdes)
5	White, Tom	Sr.	G	6-0	176	Security, Colo. (Widefield)

Home: 4-8 Road: 2-9 Neutral: 1-2



Emmett Lewis

### SEASON NOTES

- On Nov. 29, freshman guard Emmett Lewis scored 31 points in his first collegiate game, a 78-75 loss to New Mexico.
- Lewis' 31 points is a CU freshman record in a college debut since the NCAA allowed freshmen to participate (Jan. 8, 1972).
- Lewis would become the first CU freshman to lead the team in scoring (15.0 ppg.) and first of four straight years leading the team in scoring.
- On Jan. 17, CU opened Big Eight Conference play with a 71-69 victory over Oklahoma. Dave Logan led the way for the Buffs with 19 points and eight rebounds.
- CU led the Big Eight in free throw percentage, connecting on 188-255 free throws for a .737 team average.
- Sox Walseth would coach his last season (20 years) with the men's basketball team becoming the all-time winningest coach in school history (261-245, .516). He was conference coach of the year five times; won three Big Eight titles; won 19 or more games three times; and tallied a top-4 or better placing in the conference 11 times.
- On April 4, Bill Blair was named CU's 12th head coach.



## 1976-77

M	D	Year	Opponent	Score	FG	FGA	Pct.	FT	FTA	Pct	TR	PF	Pts	Ast	TO	Blk	Stl	Min.
11	27	1976	at New Mexico	L 82-90	30	77	.390	22	27	.815	56		82					200
11	29	1976	at UTEP	L 67-84	23	50	.460	21	25	.840	24		67					200
12	4	1976	AIR FORCE	W 75-56	30	69	.435	15	22	.682	40		75		21			200
12	6	1976	JACKSONVILLE	W 89-72	36	63	.571	17	23	.739	22		89					200
12	11	1976	ARKANSAS-LITTLE ROCK	W 97-73	43	80	.538	11	18	.611	57	20	97	34	18	4	5	200
12	15	1976	LONG BEACH STATE	W 76-70	24	50	.480	28	41	.683	39	26	76	22	23	4	14	200
12	18	1976	FORT LEWIS	W 99-76	42	83	.506	15	21	.714	41	27	99	29	16	4	12	200
12	21	1976	at Washington	L 62-81	25	71	.352	12	17	.706	39		62					200
12	28	1976	% vs. Nebraska	W 55-50	24	55	.436	7	14	.500	39		55					200
12	29	1976	% vs. Missouri	L 77-86	34	63	.540	9	13	.692	28		77					200
12	30	1976	% vs. Kansas State	L 55-62	24	50	.480	7	13	.538	27		55					200
1	3	1977	at UNLV	L 91-113	29	67	.433	33	44	.750	42		91					200
1	8	1977	* IOWA STATE	L 80-86	37	81	.457	6	10	.600	39		80					200
1	12	1977	* at Nebraska	L 54-69	20	55	.364	14	28	.500	34		54					200
1	15	1977	* KANSAS STATE	W 78-75	32	64	.500	14	15	.933	34		78		20			200
1	19	1977	* MISSOURI	L 83-90	34	74	.459	15	19	.789	32		83					200
1	22	1977	* at Oklahoma	L 55-62	23	55	.418	9	11	.818	34	17	55	7	20	1	12	200
1	26	1977	* at Oklahoma State	L 68-78	27	63	.429	14	19	.737	39		68					200
1	29	1977	* at Kansas	L 70-79	23	55	.418	24	34	.706	32		70					200
2	2	1977	* NEBRASKA	L 62-73	28	55	.509	6	11	.545	25		62					200
2	5	1977	* at Kansas State	L 61-73	24	55	.436	13	14	.929	34		61					200
2	9	1977	* at Iowa State	W 64-62	21	41	.512	22	30	.733	41		64					200
2	11	1977	* KANSAS	W 58-49	20	50	.400	18	26	.692	36		58					200
2	12	1977	* OKLAHOMA	W 79-65	30	55	.545	19	25	.760	25	27	79	27	15	1	6	200
2	16	1977	* at Missouri	L 74-101	33	69	.478	8	15	.533	29		74					200
2	19	1977	* OKLAHOMA STATE	W 63-52	23	54	.426	17	24	.708	42		63					200
2	26	1977	# at Oklahoma	L 56-68	25	63	.397	6	8	.750	36	25	56	12	17	1	4	200

%-Big Eight Christmas Tournament - Kansas City; \*-Big Eight Conference; #-Big Eight Conference Playoff

Player	GP	FG	FGA	Pct	FT	FTA	Pct	TR	RPG	PF	FO	Ast	APG	TP	PPG
Lewis, Emmett	27	221	465	.475	87	114	.763	111	4.1	92	8	68	2.5	529	19.6
Vaculik, Larry	27	121	251	.482	58	80	.725	178	6.6	92	4	45	1.7	300	11.1
Bullard, Clayton	27	91	218	.417	79	103	.767	112	4.1	77	2	72	2.7	261	9.7
Ellis, Toney	27	99	242	.409	47	64	.734	73	2.7	83	5	138	5.1	245	9.1
Benjamin, Greg	27	55	111	.495	44	62	.710	107	4.0	73	2	30	1.1	154	5.7
Bolen, Dave	24	58	116	.500	18	34	.529	62	2.6	76	7	25	1.0	134	5.6
Sferra, Jay	14	23	60	.383	17	20	.850	12	0.9	30	2	36	2.6	63	4.5
Hinga, Tom	21	27	48	.563	11	23	.478	30	1.4	48	2	11	0.5	65	3.1
Schoenhoff, Kurt	27	24	60	.400	24	42	.571	88	3.3	69	4	16	0.6	72	2.7
Cummins, Jim	24	25	48	.521	9	13	.692	27	1.1	18	1	11	0.5	59	2.5
Knoche, Chris	18	10	17	.588	7	12	.583	13	0.7	8	0	3	0.2	27	1.5
Hicks, Al	4	2	4	.500	1	1	1.000	9	2.3	4	0	0	0.0	5	1.3
Vinson, Tim	10	6	15	.400	0	0	.000	2	0.2	4	0	4	0.4	12	1.2
Tolley, Royce	13	3	9	.333	0	0	.000	3	0.2	0	0	4	0.3	6	0.5
TEAM								138							
	27	765	1664	.460	402	568	.708	965	35.7	674	37	463	17.1	1932	71.6

### 11-16 (5-9 Big Eight) Head Coach: Bill Blair

Assistants: Kevin O'Connor, Terry Truax

#	Name	Class	Pos.	Ht.	Wt.	Hometown (High School)
33	Benjamin, Greg	So.	F	6-4	199	Thornton, Colo. (Highland)
30	Bolen, Dave	Jr.	F	6-4	178	Bonn, West Germany (American H.S.)
25	Bullard, Clayton	So.	F	6-3	164	Omaha, Neb. (Central)
12	Cummins, Jim	Sr.	G	6-5	179	Fort Lupton, Colo.
11	Ellis, Toney	Fr.	G	6-0	170	Washington, D.C. (DeMatha)
23	Hicks, Alfred	So.	C	6-7	192	Denver, Colo. (South)
32	Hinga, Tom	So.	G/F	6-4	190	Muncie, Ind. (Northside)
10	Lewis, Emmett	So.	G	6-1	172	Gary, Ind. (Emerson)
14	Schoenhoff, Kurt	Jr.	F/C	6-6	209	Westchester, Ill. (W. Proviso)
4	Sferra, Jay	Sr.	G	5-9	160	Syracuse, N.Y. (Christian Bros.)
22	Vaculik, Larry	Jr.	C	6-8	215	Omaha, Neb. (Ryan)

Home: 9-3 Road: 1-11 Neutral: 1-2



Larry Vaculik

### SEASON NOTES

- Emmett Lewis capped one of the best seasons by a Buff averaging 19.6 ppg. He scored 529 points, fourth most in school history.
- Lewis led the Big Eight in scoring (19.6 ppg.).
- In Bill Blair's first season as head coach, he led CU to an 11-16 record and a 5-9 mark in conference play.
- On Nov. 27, Emmett Lewis scored a game-high 29 points in a season-opening loss at New Mexico, 90-82.
- On Jan. 15, Emmett Lewis paced the Buffs with 26 points to lead CU to its first conference victory, a 78-75 win over Kansas State.
- On Feb. 26, CU lost to Oklahoma, 68-56, in the inaugural Big Eight Postseason Tournament.
- Since 1948, Lewis is just the ninth player to lead CU in scoring in back-to-back seasons.



Billy Blair  
1976-77 – 1980-81

## 1977-78

M	D	Year	Opponent	Score	FG	FGA	Pct.	FT	FTA	Pct	TR	PF	Pts	Ast	TO	Blk	Stl	Min.
11	26	1977	SOUTHERN COLORADO	W 86-57	36	78	.462	14	19	.737	53	22	86	28	17	2	10	200
11	30	1977	at Air Force	L 56-75	25	59	.424	6	9	.667	29	24	56	13	25	2	5	200
12	2	1977	at UCLA	L 70-104	29	69	.420	12	19	.632	36	35	70	11	29	3	0	200
12	6	1977	SAN JOSE STATE	W 75-62	28	68	.412	19	34	.559	48	21	75	21	20	5	6	200
12	10	1977	DOANE	W 103-61	38	80	.475	27	37	.730	56	24	103	31	19	6	8	200
12	15	1977	WASHINGTON	L 70-81	25	70	.357	20	28	.714	36	31	70	26	20	1	4	200
12	17	1977	NORTHERN COLORADO	W 78-58	28	53	.528	22	33	.667	39	24	78	21	22	2	9	200
12	19	1977	at Jacksonville	W 62-61	24	46	.522	14	21	.667	22	23	62	2	11	3	3	200
12	21	1977	at Stetson	W 65-53	31	52	.596	3	4	.750	27	19	65	7	19	0	10	200
12	27	1977	% vs. Kansas State	L 72-82	32	69	.464	8	14	.571	48	26	72	15	24	2	1	200
12	29	1977	% vs. Oklahoma State	L 65-71	26	54	.481	13	15	.867	38	27	65	15	25	2	9	200
12	30	1977	% vs. Iowa State	L 79-83	30	70	.429	19	26	.731	30	30	79	12	16	0	3	200
1	8	1978	* at Iowa State	L 64-84	23	54	.426	18	23	.783	36	27	64	12	18	6	3	200
1	11	1978	* NEBRASKA	W 73-64	24	48	.500	25	34	.735	47	20	73	12	21	7	4	200
1	14	1978	* at Kansas State	L 52-68	22	48	.458	8	9	.889	28	18	52	4	21	1	5	200
1	18	1978	* at Missouri	L 68-70 (ot)	31	57	.544	6	13	.462	38	28	68	12	21	0	7	225
1	21	1978	* OKLAHOMA	L 66-73	20	31	.645	26	35	.743	41	31	66	22	18	5	2	200
1	25	1978	* OKLAHOMA STATE	L 64-70	27	63	.429	10	14	.714	30	24	64	15	7	3	1	200
1	28	1978	* at Kansas	L 56-85	19	52	.365	18	31	.581	31	19	56	10	21	3	5	200
2	1	1978	* at Nebraska	L 75-86	31	61	.508	13	17	.765	30	21	75	14	23	0	5	200
2	4	1978	* KANSAS STATE	L 80-86	35	62	.565	10	14	.714	29	30	80	21	15	0	0	200
2	8	1978	* IOWA STATE	W 70-64	20	50	.400	30	39	.769	33	28	70	11	19	3	1	200
2	11	1978	* at Oklahoma	L 52-63	21	56	.375	10	16	.625	35	24	52	2	23	2	12	200
2	15	1978	* MISSOURI	W 69-63	28	60	.467	13	20	.650	34	28	69	17	14	3	3	200
2	18	1978	* at Oklahoma State	L 68-79	32	74	.432	4	7	.571	44	27	68	2	11	0	1	200
2	25	1978	* KANSAS	L 60-70	20	50	.400	20	30	.667	36	25	60	14	25	2	1	200
2	28	1978	# at Kansas	L 66-82	27	70	.386	12	20	.600	49	21	66	15	23	4	6	200

%-Big Eight Christmas Tournament - Kansas City; \*-Big Eight Conference; #-Big Eight Conference Playoff

Player	GP	FG	FGA	Pct	FT	FTA	Pct	TR	RPG	PF	FO	TP	PPG	Ast	APG	TO	A/TO	Blk	Stl
Lewis, Emmett	25	133	305	.436	56	81	.691	85	3.4	72	3	322	12.9	44	1.8	58	0.8	0	24
Vaculik, Larry	27	134	270	.496	55	79	.696	185	6.9	84	5	323	12.0	21	0.8	48	0.4	17	10
Rutledge, Rob	27	105	220	.477	52	61	.852	73	2.7	77	4	262	9.7	42	1.6	66	0.6	1	7
Ellis, Toney	27	93	204	.456	40	58	.690	63	2.3	79	3	226	8.4	86	3.2	71	1.2	1	45
Johnson, Brian	24	56	149	.376	46	63	.730	101	4.2	75	8	158	6.6	17	0.7	71	0.2	7	5
Bullard, Clayton	23	51	110	.464	25	37	.676	56	2.4	50	1	127	5.5	55	2.4	37	1.5	2	8
Austin, Craig	26	53	113	.469	34	54	.630	68	2.6	69	1	140	5.4	13	0.5	36	0.4	10	7
Tuz, Jacques	26	38	92	.413	36	52	.692	71	2.7	54	3	112	4.3	39	1.5	55	0.7	15	11
Benjamin, Greg	21	23	58	.397	22	31	.710	50	2.4	41	1	68	3.2	22	1.0	26	0.8	4	4
Schoenhoff, Kurt	19	15	23	.652	15	34	.441	34	1.8	30	1	45	2.4	15	0.8	18	0.8	0	2
Bolen, Dave	10	8	23	.348	6	8	.750	16	1.6	15	1	22	2.2	9	0.9	8	1.1	4	0
Netherton, Dave	26	20	56	.357	9	20	.450	73	2.8	26	1	49	1.9	6	0.2	33	0.2	7	1
Hinga, Tom	5	2	4	.500	2	3	.667	4	0.8	3	0	6	1.2	5	1.0	2	2.5	0	5
Tolley, Royce	12	1	7	.143	2	2	1.000	3	0.3	2	0	4	0.3	12	1.0	6	2.0	0	1
TEAM								127											
	27	732	1634	.448	400	583	.686	1009	37.4	677	32	1864	69.0	386	14.3	535	0.7	68	130

### 9-18 (3-11 Big Eight) Head Coach: Bill Blair

Assistants: Kevin O'Connor, Terry Traux, Alvin Gentry

#	Name	Class	Pos.	Ht.	Wt.	Hometown (High School)
3	Austin, Craig	Fr.	F/C	6-8	219	Wheat Ridge, Colo. (Wheat Ridge)
33	Benjamin, Greg	Jr.	F	6-3	192	Thornton, Colo. (Highland)
30	Bolen, Dave	Sr.	F	6-5	178	Bonn, West Germany (American H.S.)
25	Bullard, Clayton	Jr.	G	6-3	167	Omaha, Neb. (Central)
11	Ellis, Toney	So.	G	5-11	157	Washington, D.C. (DeMatha)
15	Feeney, Jim	Fr.	G	5-11	169	Boulder, Colo. (Fairview)
32	Hinga, Tom	Jr.	F	6-4	191	Muncie, Ind. (Northside)
44	Johnson, Brian	Fr.	F	6-8	214	Englewood, Colo. (Cherry Creek)
10	Lewis, Emmett	Jr.	G	6-0	174	Gary, Ind. (Emerson)
20	Netherton, Dave	Fr.	C	6-9	207	Pueblo, Colo. (East)
43	Rutledge, Bobby	So.	G	6-6	160	Riviera Beach, Fla. (Miami-Dade JC)
14	Schoenhoff, Kurt	Sr.	F/C	6-5	215	Westchester, Ill. (W. Proviso)
24	Tolley, Royce	So.	G	6-2	180	Perry Park, Colo. (Douglas County)
23	Tuz, Jacques	Fr.	G/F	6-5	185	Newport Beach, Calif. (Corona Del Mar)
22	Vaculik, Larry	Sr.	F	6-8	218	Omaha, Neb. (Archbishop Ryan)

Home: 7-5 Road: 2-10 Neutral: 0-3



Jacques Tuz

### SEASON NOTES

- Emmett Lewis became the first CU player to lead the Buffs in scoring three straight years. He also finished 13th overall in Big Eight scoring (12.9 ppg.).
- Larry Vaculik was sixth in blocked shots (6.3 bpg), 10th in rebounding (6.9) and 16th in scoring (12.0 ppg) in the Big Eight.
- Toney Ellis finished third in assists (3.2 apg.) and fourth in steals (1.7 spg.) among Big Eight leaders. The steals total was a CU high (45).
- On Dec. 10, CU recorded its widest margin of victory of the season in a 103-61 victory over Doane College. The 103 points was also the Buffs' single-game season high.
- On Jan. 18, Vaculik recorded a season high 30 points and 14 rebounds in a 70-68 overtime loss to Missouri.
- Bobby Rutledge finished second in the Big Eight in field goal percentage (.852), while Brian Johnson was 10th (.730).



## 1978-79

M	D	Year	Opponent	Score	FG	FGA	Pct.	FT	FTA	Pct.	TR	PF	Pts	Ast	TO	Blk	Stl	Min.
11	25	1978	AIR FORCE	W 54-50	21	50	.420	12	16	.750	30	21	54	10	16	1	1	200
11	27	1978	STETSON	W 74-71	26	58	.448	22	30	.733	34	19	74	11	18	3	4	200
11	29	1978	COLORADO MINES	W 100-78	41	80	.513	18	23	.783	56	21	100	12	19	5	6	200
12	2	1978	SOUTH DAKOTA STATE	W 66-62	24	49	.490	18	26	.692	28	21	66	5	15	2	5	200
12	9	1978	SOUTHERN METHODIST	W 72-70	28	54	.519	16	25	.640	25	20	72	15	12	2	1	200
12	11	1978	at Utah State	L 70-91	24	64	.375	22	29	.759	38	29	70	12	16	2	2	200
12	13	1978	DENVER	W 97-70	38	64	.594	21	26	.808	42	21	97	14	20	3	3	200
12	16	1978	NORTHERN COLORADO	W 78-56	30	66	.455	18	26	.692	47	24	78	8	21	3	5	200
12	19	1978	at San Jose State	W 72-71	33	55	.600	6	11	.545	22	18	72	14	2	2	4	200
12	27	1978	% vs. Oklahoma State	W 66-64	23	61	.377	20	28	.714	45	24	66	13	14	3	4	200
12	29	1978	% vs. Nebraska	W 74-61	29	50	.580	16	22	.727	38	24	74	12	15	1	6	200
12	30	1978	% vs. Kansas	L 66-72	29	56	.518	8	13	.615	32	25	66	11	18	3	5	200
1	10	1979	* at Kansas State	L 56-58	26	47	.553	4	5	.800	21	14	56	9	22	5	11	200
1	13	1979	* NEBRASKA	W 64-61	25	52	.481	14	22	.636	33	22	64	7	13	1	6	200
1	17	1979	* at Iowa State	L 59-60	28	50	.560	3	8	.375	32	19	59	15	22	0	6	200
1	20	1979	* at Oklahoma	L 64-72	30	62	.484	4	6	.667	36	21	64	12	17	2	2	200
1	24	1979	* MISSOURI	W 82-69	30	58	.517	22	30	.733	27	25	82	9	10	0	6	200
1	27	1979	* OKLAHOMA STATE	W 63-55	25	49	.510	13	20	.650	30	18	63	14	17	2	2	200
1	31	1979	* at Kansas	L 51-56	23	56	.411	5	10	.500	33	23	51	8	17	5	7	200
2	3	1979	* at Nebraska	L 52-79	15	38	.395	22	29	.759	19	24	52	11	22	3	10	200
2	7	1979	* IOWA STATE	W 78-71	27	56	.482	24	32	.750	36	24	78	9	13	3	6	200
2	10	1979	* KANSAS STATE	L 57-59	20	56	.357	17	20	.850	31	24	57	13	12	7	7	200
2	14	1979	* at Missouri	L 69-81	28	70	.400	13	18	.722	34	24	69	12	23	5	5	200
2	17	1979	* OKLAHOMA	L 62-67	25	51	.490	12	18	.667	29	20	62	6	14	3	2	200
2	21	1979	* at Oklahoma State	L 53-55	20	36	.556	13	18	.722	26	18	53	13	12	4	0	200
2	24	1979	* KANSAS	L 60-71	27	58	.466	6	11	.545	32	27	60	14	21	2	4	200
2	27	1979	# at Oklahoma	L 57-77	25	61	.410	7	9	.778	39	26	57	10	18	2	3	200

%-Big Eight Christmas Tournament - Kansas City; \*-Big Eight Conference; #-Big Eight Conference Playoff

Player	GP	GS	FG	FGA	Pct	FT	FTA	Pct	TR	RPG	PF	FO	TP	PPG	Ast	APG	TO	A/TO	Blk	Stl	Min
Lewis, Emmett	26	24	183	387	.473	74	103	.718	93	3.6	51	0	440	16.9	48	1.8	50	1.0	2	23	739
Johnson, Brian	27	27	111	226	.491	56	78	.718	192	7.1	100	8	278	10.3	25	.9	75	0.3	8	9	792
Ellis, Toney	27	27	115	240	.479	32	41	.780	52	1.9	62	2	262	9.7	71	2.6	64	1.1	2	29	819
Austin, Craig	27	23	84	167	.503	52	70	.743	120	4.4	100	11	220	8.1	22	.8	52	0.4	15	9	613
Magno, Jack	27	11	62	108	.574	44	57	.772	82	3.0	75	5	168	6.2	20	.7	35	0.6	9	9	596
Bullard, Clayton	15	12	30	70	.429	17	24	.708	37	2.5	36	1	77	5.1	19	1.3	23	0.8	2	9	381
Benjamin, Greg	17	3	30	58	.517	16	20	.800	46	2.7	27	0	76	4.5	12	.7	23	0.5	2	3	237
Gorman, Mike	27	4	34	88	.386	52	77	.675	38	1.4	76	4	120	4.4	57	2.1	58	1.0	3	21	536
Netherton, Dave	25	4	39	78	.500	20	41	.488	80	3.2	48	0	98	3.9	4	.2	33	0.1	30	5	350
Washington, Joe	19	0	17	44	.386	7	10	.700	24	1.3	5	0	41	2.2	11	.6	12	0.9	0	3	164
Tolley, Royce	17	0	10	21	.476	4	6	.667	6	0.4	5	0	24	1.4	6	.4	8	0.8	1	2	95
Beckom, Dave	9	0	4	15	.267	2	8	.250	14	1.6	7	0	10	1.1	2	.2	6	0.3	0	1	67
Hinga, Tom	3	0	1	4	.250	0	1	.000	2	0.7	2	0	2	0.7	0	0	0	0.0	0	0	9
Van Deren, Scott	1	0	0	0	.000	0	0	.000	1	1.0	0	0	0	0.0	0	.0	0	0.0	0	0	2
TEAM									124												
	27		720	1506	.478	376	536	.701	911	33.7	594	31	1816	67.3	297	11.0	439	0.7	74	123	5400

### 14-13 (4-10 Big Eight) Head Coach: Bill Blair

Assistants: Kevin O'Connor, Terry Traux, Alvin Gentry

#	Name	Class	Pos.	Ht.	Wt.	Hometown (High School)
3	Austin, Craig	So.	F/C	6-8	215	Wheat Ridge, Colo. (Wheat Ridge)
13	Beckom, Dave	Jr.	F	6-6	215	Pittsburgh, Pa. (Penn Hall)
33	Benjamin, Greg	Sr.	G/F	6-4	200	Thornton, Colo. (Highland)
25	Bullard, Clayton	Sr.	G/F	6-3	175	Omaha, Neb. (Central)
11	Ellis, Toney	Jr.	G	6-0	163	Washington, D.C. (DeMatha)
5	Gorman, Mike	Jr.	G	5-11	175	Orlando, Fla. (Lake City JC)
32	Hinga, Tom	Sr.	F	6-4	195	Muncie, Ind. (Northside)
44	Johnson, Brian	So.	F	6-8	215	Englewood, Colo. (Cherry Creek)
10	Lewis, Emmett	Sr.	G	6-1	175	Gary, Ind. (Emerson)
22	Magno, Jack	Fr.	F	6-8	200	Boulder, Colo. (Boulder)
20	Netherton, Dave	So.	C	6-9	210	Pueblo, Colo. (East)
24	Tolley, Royce	Jr.	G	6-0	180	Perry Park, Colo. (Douglas County)
14	Washington, Joe	Fr.	G	6-1	175	Hyattsville, Md. (DeMatha)

Home: 11-3 Road: 1-9 Neutral: 2-1



Brian Johnson

### SEASON NOTES

- Emmett Lewis finished second in Big Eight scoring (16.9 ppg.) and was named to the Big Eight All-Conference first team (AP & UPI) for the first time in his career.
- Lewis moved into second place on the Buffs' all-time scoring list finishing his four-year career (1,680 points). His career point total ranked ninth on the Big Eight's all-time scoring list.
- CU came roaring out of the gates, winning 10 of its first 11 games of the season to mark the best start in school history.
- On Dec. 2, CU's 66-62 victory over South Dakota State in Boulder marked the program's 700th win.
- On Dec. 30, in the Big Eight Christmas Tournament, the Buffs finished a surprising second, losing to Kansas. Lewis was named to the all-tournament team.
- The Buffs finished the season 14-13. It was the first time that a CU team had finished above .500 since the 1970-71 season.
- CU played its last game at the Balch Fieldhouse on Feb. 24 falling to KU, 71-60. The Buffaloes played 41 seasons in Balch (1937-42, '44-79) with a record of 298-115 (.722), including 11 undefeated seasons.
- Brian Johnson was named to the All-Big Eight Academic team.

## 1979-80

M	D	Year	Opponent	Score	FG	FGA	Pct.	FT	FTA	Pct	TR	PF	Pts	Ast	TO	Blk	Stl	Min.
12	1	1979	NEW MEXICO	W 86-78	28	45	.622	30	39	.769	31	20	86	17	19	0	6	200
12	3	1979	EASTERN MONTANA	W 83-63	31	63	.492	21	29	.724	42	18	83	23	14	3	11	200
12	5	1979	at Air Force	W 70-65	28	54	.519	14	18	.778	31	14	70	14	11	1	1	200
12	8	1979	at Southern Methodist	L 65-86	30	71	.423	5	10	.500	31	25	65	18	12	1	2	200
12	12	1979	ADAMS STATE	W 81-71	29	69	.420	23	31	.742	40	19	81	21	13	6	12	200
12	15	1979	UTAH STATE	W 84-79	36	68	.529	12	23	.522	43	20	84	17	23	2	6	200
12	17	1979	U.S. INTERNATIONAL	W 63-60 (ot)	27	59	.458	9	15	.600	39	16	63	12	17	1	7	225
12	19	1979	CENTRAL STATE	W 98-69	43	86	.500	12	17	.706	52	22	98	26	13	2	7	200
12	21	1979	COLORADO STATE	W 96-82	35	59	.593	26	29	.897	35	26	96	25	15	0	7	200
12	27	1979	at Long Beach State	L 72-89	28	63	.444	16	22	.727	22	27	72	11	8	1	6	200
12	29	1979	MIDWESTERN STATE	W 86-70	40	61	.656	6	9	.667	25	13	86	25	15	2	5	200
1	3	1980	REDLANDS	W 85-52	32	69	.464	21	32	.656	44	11	85	26	9	3	8	200
1	5	1980	* OKLAHOMA	W 65-64	25	50	.500	15	20	.750	27	13	65	11	12	0	6	200
1	12	1980	* at Oklahoma State	W 58-56	22	42	.524	14	16	.875	30	22	58	8	15	0	0	200
1	16	1980	* KANSAS STATE	L 65-71	28	66	.424	9	12	.750	35	22	65	14	9	3	9	200
1	19	1980	* NEBRASKA	L 44-53	16	43	.372	12	16	.750	24	21	44	11	11	1	4	200
1	23	1980	* at Missouri	L 45-78	17	45	.378	11	17	.647	19	23	45	3	12	1	3	200
1	26	1980	* at Kansas	L 61-75	23	53	.434	15	23	.652	26	19	61	5	8	2	4	200
1	30	1980	* IOWA STATE	W 78-68	21	45	.467	36	39	.923	34	18	78	8	15	5	7	200
2	2	1980	* OKLAHOMA STATE	W 82-75	29	54	.537	24	32	.750	36	24	82	16	9	4	6	200
2	6	1980	* at Kansas State	L 61-62 (ot)	24	44	.545	13	20	.650	26	13	61	9	9	1	2	225
2	9	1980	* at Oklahoma	W 60-59	29	59	.492	2	2	1.000	30	21	60	10	9	1	5	200
2	13	1980	* MISSOURI	L 68-83	28	63	.444	12	15	.800	25	28	68	15	13	3	3	200
2	16	1980	* at Nebraska	W 56-55	21	43	.488	14	14	1.000	22	19	56	9	10	0	5	200
2	20	1980	* KANSAS	W 81-72	26	52	.500	29	35	.829	36	16	81	14	14	2	4	200
2	23	1980	* at Iowa State	L 65-66	25	65	.385	15	20	.750	31	20	65	9	17	1	18	200
2	26	1980	# at Kansas	L 65-75	25	55	.455	15	18	.833	27	24	65	9	13	0	8	200

\*-Big Eight Conference; #-Big Eight Conference Playoff

Player	GP	GS	FG	FGA	Pct	FT	FTA	Pct	OR	DR	TR	RPG	PF	FO	TP	PPG	Ast	APG	TO	A/TO	Blk	Stl	Min
Hunter, Jo Jo	26	22	155	307	.505	77	90	.856	24	39	63	2.4	48	1	387	14.9	62	2.4	58	1.1	1	38	781
Austin, Craig	24	23	116	204	.569	60	81	.741	46	80	126	5.3	83	6	292	12.2	20	0.8	36	0.6	14	16	670
Ellis, Toney	27	25	103	223	.462	51	66	.773	19	36	55	2.0	59	2	257	9.5	114	4.2	55	2.1	1	36	821
Johnson, Brian	27	27	85	210	.405	71	97	.732	58	132	190	7.0	96	8	241	8.9	35	1.3	37	0.9	11	17	816
Magno, Jack	27	3	72	127	.567	65	79	.823	28	62	90	3.3	83	4	209	7.7	16	0.6	25	0.6	4	7	516
Addison, John	27	12	78	187	.417	38	51	.745	22	41	63	2.3	42	2	194	7.2	29	1.1	31	0.9	1	13	549
Williams, Jerry	10	7	31	81	.383	7	12	.583	21	27	48	4.8	22	0	69	6.9	16	1.6	22	0.7	0	5	255
Tuz, Jacques	23	12	59	111	.532	38	60	.633	21	43	64	2.8	56	3	156	6.8	28	1.2	30	0.9	14	11	496
Smith, Donald	16	0	20	37	.541	14	21	.667	2	7	9	0.6	11	0	54	3.4	19	1.2	25	0.8	0	5	168
Washington, Joe	19	0	16	32	.500	6	9	.667	7	6	13	0.7	10	0	38	2.0	12	0.6	6	2.0	0	3	128
McClanahan, Kevin	4	0	1	3	.333	3	4	.750	1	1	2	0.5	3	0	5	1.3	1	0.3	4	0.3	0	2	10
Tolley, Royce	25	4	9	20	.450	0	0	.000	3	11	14	0.6	19	0	18	0.7	33	1.3	17	1.9	0	8	210
Needham, Bart	5	0	1	5	.200	1	2	.500	1	4	5	1.0	2	0	3	0.6	1	0.2	0	0.0	0	1	20
Halderson, Brian	5	0	0	2	.000	0	1	.000	1	0	1	0.2	0	0	0	0.0	1	0.2	0	0.0	0	0	10
TEAM												120											
	27		746	1549	.482	431	573	.752	254	489	863	32.0	534	26	1923	71.2	387	14.3	346	1.1	46	162	5450

### 17-10 (7-7 Big Eight) Head Coach: Bill Blair

Assistants: Mike Mitchell, Terry Taux, Mark Bianchi

#	Name	Class	Pos.	Ht.	Wt.	Hometown (High School)
4	Addison, John	Fr.	G/F	6-6	185	Independence, Mo. (Pembroke Country Day)
3	Austin, Craig	Jr.	F/C	6-8	225	Wheat Ridge, Colo. (Wheat Ridge)
11	Ellis, Toney	Sr.	G	6-0	168	Washington, D.C. (DeMatha)
35	Hunter, Jo Jo	Jr.	G	6-3	185	Washington, D.C. (Mackin)
44	Johnson, Brian	Jr.	F	6-8	220	Englewood, Colo. (Cherry Creek)
22	Magno, Jack	So.	F	6-8	205	Boulder, Colo. (Boulder)
15	Smith, Donald	So.	G	6-1	170	Pensacola, Fla. (Washington)
24	Tolley, Royce	Sr.	G	6-0	175	Perry Park, Colo. (Douglas County)
23	Tuz, Jacques	So.	F	6-7	205	Newport Beach, Calif. (Corona Del Mar)
14	Washington, Joe	So.	G	6-2	185	Hyattsville, Md. (DeMatha)
33	Williams, Jerry	Jr.	F	6-5	210	Chicago, Ill. (Julian)

Home: 13-3 Road: 4-7 Neutral: 0-0



Jo Jo Hunter

### SEASON NOTES

- CU's 17-10 record marked the program's best since 1968-69 (21-7). This was only the sixth time in history that CU had won 17 games in a single season.
- On Nov. 8, the first game at the new CU Events/Conference Center was played as the Russian National Team defeated the Buffaloes 88-73 in an exhibition in front of 9,679 fans.
- On Dec. 21, the Buffs played Colorado State for the first time in a decade. CU defeated the Rams, 96-82, before a crowd of 7,812, the largest audience of the season.
- On Jan. 30, against Iowa State, CU sank 36-of-39 free throws, including a record-setting 16-of-16 by Jo Jo Hunter, as CU defeated the Cyclones 78-68.
- Craig Austin set a school record for field goal percentage in a season, hitting 116-of-204 shots for a .569 mark. He was an honorable mention among the Big Eight AP and UPI teams.
- Brian Johnson was named to the All-Big Eight Academic team for the second straight year.
- Jo Jo Hunter was named to the Big Eight Conference UPI second team and the AP's third team.
- CU won a then-school-best 13 home games.



## 1980-81

M	D	Year	Opponent	Score	FG	FGA	Pct.	FT	FTA	Pct	TR	PF	Pts	Ast	TO	Blk	Stl	Min.
11	28	1980	at New Mexico	W 77-65	27	50	.540	23	30	.767	42	20	77	13	25	6	3	200
12	3	1980	at UTEP	L 52-67	20	45	.444	12	17	.706	27	25	52	3	21	5	5	200
12	6	1980	NEW MEXICO STATE	W 103-67	38	71	.535	27	48	.563	53	32	103	17	13	5	8	200
12	8	1980	ST. FRANCIS	W 74-37	28	59	.475	18	24	.750	50	12	74	15	15	6	7	200
12	13	1980	at Tennessee	L 69-87	30	56	.536	9	10	.900	26	23	69	14	15	5	6	200
12	16	1980	ADAMS STATE	W 118-75	50	83	.602	18	25	.720	49	22	118	30	16	11	16	200
12	20	1980	at Colorado State	W 91-69	42	76	.553	7	9	.778	42	18	91	14	14	1	5	200
12	22	1980	BAYLOR	W 78-72	29	67	.433	20	30	.667	37	20	78	19	9	2	7	200
12	29	1980	SOUTHWEST TEXAS STATE	W 60-55	21	60	.350	18	27	.667	46	19	60	7	18	6	9	200
12	30	1980	CHAPMAN	W 86-68	33	70	.471	20	29	.690	46	16	86	10	16	2	10	200
1	3	1981	LONG BEACH STATE	W 56-46	20	55	.364	16	24	.667	45	16	56	14	15	5	8	200
1	7	1981	WISCONSIN-PARKSIDE	W 91-51	38	76	.500	15	22	.682	53	22	91	29	15	5	14	200
1	10	1981	* at Oklahoma State	L 67-84	28	53	.528	11	16	.688	32	26	67	11	25	3	4	200
1	17	1981	* KANSAS STATE	L 62-63 (ot)	27	53	.509	8	15	.533	28	29	62	14	15	2	7	225
1	21	1981	* at Nebraska	W 62-59	25	33	.758	12	12	1.000	24	14	62	5	22	0	4	200
1	24	1981	* at Kansas	L 59-66	27	55	.491	5	10	.500	27	21	59	2	9	2	0	200
1	28	1981	* OKLAHOMA	W 75-53	30	58	.517	15	18	.833	40	19	75	24	15	4	11	200
1	31	1981	* at Missouri	L 58-66	25	55	.455	8	14	.571	29	32	58	11	15	2	5	200
2	4	1981	* IOWA STATE	W 73-63	34	62	.548	5	7	.714	39	13	73	27	23	4	12	200
2	7	1981	* at Kansas State	L 62-82	25	57	.439	12	21	.571	28	30	62	13	12	0	5	200
2	11	1981	* NEBRASKA	L 56-57	21	45	.467	14	17	.824	28	19	56	12	10	3	8	200
2	14	1981	* OKLAHOMA STATE	W 85-57	36	63	.571	13	20	.650	47	23	85	26	13	2	9	200
2	18	1981	* at Oklahoma	L 71-77	30	70	.429	11	16	.688	41	17	71	16	14	1	4	200
2	21	1981	* KANSAS	W 53-50	20	43	.465	13	14	.929	29	16	53	16	13	2	5	200
2	25	1981	* MISSOURI	L 62-73	25	58	.431	12	17	.706	30	29	62	17	11	5	8	200
2	28	1981	* at Iowa State	L 56-67	27	53	.509	2	2	1.000	22	19	56	15	15	8	3	200
3	3	1981	^ at Nebraska	W 70-66	23	40	.575	24	31	.774	28	27	70	9	18	0	5	200
3	6	1981	# vs. Kansas State	L 61-64	26	50	.520	9	15	.600	33	20	61	12	11	1	1	200

\*-Big Eight Conference; ^-Big Eight Conference Playoff; #-Big Eight Tournament - Kansas City


Player	GP	GS	FG	FGA	Pct	FT	FTA	Pct	OR	DR	TR	RPG	PF	FO	TP	PPG	Ast	APG	TO	A/TO	Blk	Stl	Min
Hunter, Jo Jo	28	28	213	413	.516	109	129	.845	21	49	70	2.5	60	2	535	19.1	66	2.4	76	0.9	4	19	856
Cooper, Joe	28	22	126	219	.575	43	66	.652	78	121	199	7.1	93	6	295	10.5	14	0.5	54	0.3	57	41	660
Tuz, Jacques	28	27	97	187	.519	30	49	.612	33	65	98	3.5	65	1	224	8.0	75	2.7	40	1.9	14	26	714
Humphries, Jay	28	19	74	143	.517	31	47	.660	12	47	59	2.1	79	4	179	6.4	99	3.5	47	2.1	4	41	762
Austin, Craig	20	7	53	111	.477	20	33	.606	24	47	71	3.6	56	4	126	6.3	12	0.6	36	0.3	7	9	399
Kelley, Vince	28	6	71	137	.518	35	58	.603	50	55	105	3.8	45	0	177	6.3	9	0.3	35	0.3	4	16	528
Johnson, Brian	28	21	59	122	.484	45	68	.662	59	86	145	5.2	85	5	163	5.8	26	0.9	53	0.5	1	13	575
Washington, Joe	28	9	49	106	.462	25	34	.735	5	28	33	1.2	39	2	123	4.4	66	2.4	42	1.6	1	7	483
Bryant, Freddie	6	0	8	15	.533	3	6	.500	1	8	9	1.5	5	0	19	3.2	0	0.0	1	0.0	5	0	32
Worthington, Doug	26	1	32	92	.348	20	24	.833	9	52	61	2.3	56	1	84	3.2	19	0.7	34	0.6	1	8	353
Wilkes, Johnny	7	0	6	20	.300	6	6	1.000	3	8	11	1.6	4	0	18	2.6	4	0.6	5	0.8	0	3	53
Tearney, Russ	9	0	6	21	.286	2	4	.500	3	3	6	0.7	1	0	14	1.6	7	0.8	1	7.0	0	1	41
Rayford, Curtis	19	0	7	22	.318	7	14	.500	4	11	15	0.8	7	0	21	1.1	16	0.8	5	3.2	0	6	139
Helms, Brad	5	0	2	6	.333	1	2	.500	1	0	1	0.2	1	0	5	1.0	1	0.2	1	1.0	0	0	14
Needham, Bart	6	0	2	2	1.000	0	0	.000	2	8	10	1.7	3	0	4	0.7	1	0.2	2	0.5	0	0	16
TEAM											128												
	28		805	1616	.498	377	540	.698	305	588	1021	36.5	599	25	1987	71.0	415	14.8	432	1.0	98	190	5625

### 16-12 (5-9 Big Eight) Head Coach: Bill Blair

Assistants: Mike Mitchell, Terry Traux, Mark Bianchi

#	Name	Class	Pos.	Ht.	Wt.	Hometown (High School)
3	Austin, Craig	Sr.	F/C	6-8	225	Wheat Ridge, Colo. (Wheat Ridge)
42	Bryant, Freddie	Fr.	C	6-10	210	Detroit, Mich. (Chadsey)
13	Cooper, Joe	Sr.	C	6-10	230	Houston, Texas (Kashmere/Tulsa)
11	Helms, Brad	Fr.	G	6-1	175	Fullerton, Calif. (Sunny Hills)
24	Humphries, Jay	Fr.	G	6-3	175	Inglewood, Calif. (Inglewood)
35	Hunter, Jo Jo	Sr.	G	6-3	185	Washington, D.C. (Mackin)
44	Johnson, Brian	Sr.	F	6-8	235	Englewood, Colo. (Cherry Creek)
25	Kelley, Vince	Fr.	F	6-7	210	Inglewood, Calif. (Inglewood)
22	Needham, Bart	So.	F	6-8	205	Buena Vista, Colo. (Buena Vista)
10	Rayford, Curtis	Jr.	G	5-10	155	Chicago, Ill. (Martin Luther King)
32	Tearney, Russell	Fr.	G	6-5	190	Silver Spring, Md. (Springbrook)
23	Tuz, Jacques	Jr.	F	6-7	205	Newport Beach, Calif. (Corona Del Mar)
14	Washington, Joe	Jr.	G	6-2	175	Washington, D.C. (DeMatha)
5	Wilkes, Johnny	Fr.	G	6-6	195	Los Angeles, Calif. (Dorsey)
4	Worthington, Doug	Sr.	F	6-4	195	Buffalo, N.Y. (Bishop Timon)

Home: 12-3 Road: 4-8 Neutral: 0-1



Joe Cooper

### SEASON NOTES

- Jo Jo Hunter won the Big Eight scoring title (19.1 ppg.) scoring 535 points.
- Hunter garnered first-team All-Big Eight accolades, named to the conference all-tournament team, and earned honorable mention All-America honors.
- Jay Humphries was named to the Big Eight All-Freshman team (led CU in assists and steals).
- Hunter finished the season No. 29 nationally in free throw percentage (.845).
- On March 3, CU won at Nebraska, 70-66, and became just the second team in the five-year history of the Big Eight playoffs to win on the road.
- On March 6, CU made its first appearance in the Big Eight "final four" at Kansas City, falling to Kansas State 64-61.
- On March 13, CU's head coach Bill Blair announced his resignation. After leading Colorado to a 16-12 record (67-69, .493). Blair joined the New Jersey Nets coaching staff, where he became an assistant coach under Larry Brown.
- On April 4, Tom Apke was named as Colorado's 13th head basketball coach.

## 1981-82

M	D	Year	Opponent	Score	FG	FGA	Pct.	FT	FTA	Pct	OR	DR	TR	PF	Pts	Ast	TO	Blk	Stl	Min.
11	28	1981	MIDWESTERN STATE	W 62-50	26	50	.520	10	18	.556	10	29	39	17	62	18	19	4	9	200
12	1	1981	at Baylor	L 59-64	24	56	.429	11	18	.611	10	16	26	22	59	9	15	1	4	200
12	3	1981	at Texas	L 64-76	28	59	.475	8	11	.727	10	20	30	21	64	18	19	2	4	200
12	5	1981	UTEP	W 88-71	31	53	.585	26	35	.743	14	16	30	18	88	24	15	6	6	200
12	8	1981	TENNESSEE	L 63-64	25	51	.490	13	14	.929	5	15	20	21	63	22	10	2	11	200
12	10	1981	WYOMING	W 75-73	27	62	.435	21	28	.750	14	13	27	18	75	19	6	1	16	200
12	16	1981	WASHBURN	W 72-58	28	52	.538	16	23	.696	12	33	45	18	72	19	19	6	8	200
12	19	1981	COLORADO STATE	W 54-53 (ot)	21	43	.488	12	23	.522	14	19	33	12	54	17	17	3	12	225
12	21	1981	^vs. Idaho State	W 58-52	21	45	.467	16	24	.667	10	24	34	16	58	16	14	2	3	200
12	22	1981	at UNLV	W 65-59	22	36	.611	21	29	.724	5	23	28	14	65	16	19	0	2	200
12	28	1981	at Cincinnati	L 76-87	33	71	.465	10	13	.769	17	17	34	22	76	16	14	2	1	200
1	6	1982	WISCONSIN-PARKSIDE	W 95-77	38	58	.655	19	27	.704	16	24	40	13	95	29	19	4	7	200
1	9	1982	* MISSOURI	L 50-72	19	58	.328	12	18	.667	16	14	30	23	50	16	15	0	5	200
1	13	1982	* OKLAHOMA	W 99-88	35	60	.583	29	39	.744	14	19	33	20	99	31	16	5	11	200
1	16	1982	* KANSAS STATE	L 68-78	27	73	.370	14	20	.700	20	15	35	19	68	19	5	3	7	200
1	20	1982	* at Iowa State	L 58-62	24	60	.400	10	15	.667	11	21	32	24	58	10	11	1	6	200
1	23	1982	* OKLAHOMA STATE	L 90-95 (ot)	33	72	.458	24	28	.857	15	18	33	27	90	25	21	2	9	225
1	27	1982	* at Kansas	L 60-74	26	70	.371	8	11	.727	14	22	36	20	60	8	9	1	2	200
1	30	1982	* NEBRASKA	L 57-74	21	47	.447	15	21	.714	12	14	26	23	57	10	10	1	3	200
2	3	1982	* at Missouri	L 54-80	21	66	.318	12	13	.923	13	15	28	23	54	11	17	2	5	200
2	6	1982	* at Kansas State	L 58-65	25	46	.543	8	12	.667	5	10	15	21	58	15	8	1	5	200
2	10	1982	* IOWA STATE	W 74-64	27	44	.614	20	34	.588	9	23	32	21	74	21	13	5	9	200
2	13	1982	* at Oklahoma	L 87-102	34	64	.531	19	23	.826	10	19	29	22	87	19	18	3	6	200
2	17	1982	* KANSAS	W 89-80	31	49	.633	27	32	.844	4	22	26	16	89	26	14	2	8	200
2	20	1982	* at Oklahoma State	L 70-82	30	68	.441	10	11	.909	10	20	30	21	70	8	16	1	5	200
2	24	1982	* at Nebraska	L 57-79	22	42	.524	13	22	.591	5	15	20	21	57	11	15	1	2	200
3	2	1982	# at Missouri	L 60-72	23	46	.500	14	19	.737	3	17	20	23	60	14	20	2	11	200

\*-Big Eight Conference; #-Big Eight Conference Playoff; ^-Las Vegas, Nev.


Player	GP	GS	FG	FGA	Pct	FT	FTA	Pct	OR	DR	TR	RPG	PF	FO	TP	PPG	Ast	APG	TO	A/TO	Blk	Stl	Min
Tuz, Jacques	27	27	141	266	.530	93	115	.809	56	147	203	7.5	91	5	375	13.9	66	2.4	68	1.0	18	48	903
Kelley, Vince	27	27	141	314	.449	80	107	.748	66	107	173	6.4	72	3	362	13.4	54	2.0	65	0.8	19	19	867
Gonzalez, Rob	27	27	114	218	.523	49	61	.803	30	59	89	3.3	92	6	277	10.3	63	2.3	64	1.0	4	14	819
Humphries, Jay	27	27	113	242	.467	53	83	.639	22	49	71	2.6	86	4	279	10.3	116	4.3	64	1.8	7	52	948
Houston, Billy	27	0	71	154	.461	41	54	.759	23	16	39	1.4	25	0	183	6.8	29	1.1	31	0.9	2	15	381
Washington, Joe	27	27	73	156	.468	38	56	.679	28	19	47	1.7	63	1	184	6.8	88	3.3	35	2.5	1	12	754
Cornish, Kevin	25	0	35	79	.443	31	54	.574	24	32	56	2.2	70	2	101	4.0	27	1.1	38	0.7	4	6	430
Rayford, Curtis	21	0	14	28	.500	13	19	.684	1	10	11	0.5	10	1	41	2.0	17	0.8	11	1.5	0	6	175
Thompson, Billy	13	0	6	10	.600	11	13	.846	2	9	11	0.8	8	0	23	1.8	2	0.2	6	0.3	0	2	47
Bryant, Freddie	13	0	8	16	.500	5	14	.357	6	12	18	1.4	9	0	21	1.6	1	0.1	5	0.2	7	2	61
Helms, Brad	7	0	3	5	.600	4	4	1.000	1	1	2	0.3	7	0	10	1.4	0	0.0	3	0.0	0	0	18
Tearney, Russ	11	0	3	13	.231	0	1	.000	2	3	5	0.5	3	0	6	0.5	2	0.2	4	0.5	1	1	47
TEAM											86												
	27		722	1501	.481	418	581	.719	261	464	811	30.3	536	22	1862	69.0	465	17.2	394	1.2	63	177	5450

### 11-16 (3-11 Big Eight) Head Coach: Tom Apke

Assistants: Randy Eckler, Alvin Gentry, Bob Hofman

#	Name	Class	Pos.	Ht.	Wt.	Hometown (High School)
42	Bryant, Freddie	So.	C	6-10	210	Detroit, Mich. (Chadsey)
11	Cornish, Kevin	Jr.	G	6-3	175	Aurora, Colo. (Hinkley)
30	Gonzalez, Rob	Jr.	F	6-7	215	Detroit, Mich. (Catholic Central)
15	Helms, Brad	So.	G	6-1	175	Fullerton, Calif. (Sunny Hills)
12	Houston, Bill	Jr.	G	6-1	160	Cincinnati, Ohio (Hughes)
24	Humphries, Jay	So.	G	6-3	175	Inglewood, Calif. (Inglewood)
25	Kelley, Vince	So.	F	6-7	205	Inglewood, Calif. (Inglewood)
22	Needham, Bart	Jr.	F	6-8	205	Buena Vista, Colo. (Buena Vista)
10	Rayford, Curtis	Sr.	G	5-10	155	Chicago, Ill. (Martin Luther King)
32	Tearney, Russell	So.	G	6-5	190	Silver Spring, Md. (Springbrook)
12	Thompson, Billy	Fr.	G	6-4	185	Boulder, Colo. (Fairview)
23	Tuz, Jacques	Sr.	F	6-7	205	Newport Beach, Calif. (Corona Del Mar)
14	Washington, Joe	Sr.	G	6-2	175	Washington, D.C. (DeMatha)

Home: 9-5 Road: 1-11 Neutral: 1-0



Vince Kelley

### SEASON NOTES

- Jacques Tuz earned All-Big Eight honorable mention.
- The 1981-82 had four players average 10 or more points in a season for the first since 1968-69
- On Dec. 8, the Buffs fell to Tennessee in Boulder 64-63, marking the first win by a non-Big Eight team in the CU Events Center in the building's three-year history.
- On Dec. 10, the Buffs' late rally helped propel CU over nationally ranked Wyoming, 75-73.
- On Feb. 17, the Buffs upset Kansas in Boulder, 89-80. Jacques Tuz scored 26 points (8-of-13 from the field; 10-of-11 from the free throw line). He also added 12 rebounds, six assists, five steals and two blocked shots. His performance helped earn him Big Eight Player-of-the-Week honors.
- Tuz led CU in scoring (13.9 ppg.), rebounding (7.5), and field goal percentage (.530).



Tom Apke  
1981-82 – 1985-86



## 1982-83

M	D	Year	Opponent	Score.	FG	FGA	Pct.	FT	FTA	Pct	OR	DR	TR	PF	Pts	Ast	TO	Blk	Stl	Min.
11	26	1982	OREGON TECH	W 92-63	41	75	.547	10	18	.556	23	22	45	18	92	26	12	3	13	200
11	29	1982	NORTH DAKOTA	W 88-53	39	66	.591	10	19	.526	20	32	52	27	88	25	19	3	16	200
12	2	1982	DUKE	W 79-70	24	47	.511	31	40	.775	10	21	31	17	79	19	17	2	10	200
12	4	1982	TEXAS	W 75-48	34	62	.548	7	10	.700	14	29	43	11	75	24	13	6	14	200
12	8	1982	at Colorado State	W 57-55	22	49	.449	13	18	.722	9	16	25	14	57	13	4	3	8	200
12	11	1982	at Loyola-Chicago	W 72-71	28	54	.519	16	20	.800	6	17	23	15	72	9	14	1	8	200
12	18	1982	CINCINNATI	W 79-65	32	63	.508	15	20	.750	17	25	42	14	79	24	15	3	8	200
12	21	1982	at Texas Christian	L 52-77	25	61	.410	2	4	.500	11	16	27	14	52	13	12	1	5	200
12	28	1982	at Wyoming	L 57-74	18	50	.360	21	29	.724	10	15	25	16	57	10	17	4	6	200
1	3	1983	at New Mexico State	L 76-80	35	59	.593	6	14	.429	8	17	25	25	76	24	15	1	10	200
1	5	1983	LEWIS	W 79-64	29	52	.558	21	30	.700	5	20	25	17	79	23	10	1	9	200
1	10	1983	LOYOLA-MARYMOUNT	W 82-77	28	56	.500	26	35	.743	12	21	33	15	82	20	21	3	10	200
1	13	1983	* at Kansas State	L 56-62	26	67	.388	4	7	.571	15	20	35	20	56	11	13	1	7	200
1	15	1983	WISCONSIN-MILWAUKEE	W 81-66	32	71	.451	17	23	.739	14	21	35	12	81	20	16	4	21	200
1	22	1983	* NEBRASKA	W 72-69	21	37	.568	30	38	.789	5	19	24	18	72	17	12	13	12	200
1	26	1983	* at Iowa State	L 78-82	32	67	.478	14	17	.824	9	19	28	24	78	19	8	1	9	200
1	29	1983	* at Oklahoma	L 79-97	38	81	.469	3	5	.600	12	22	34	18	79	29	11	1	7	200
2	2	1983	* MISSOURI	L 65-68 (2ot)	26	53	.491	13	15	.867	9	21	30	31	65	16	14	3	6	250
2	5	1983	* OKLAHOMA STATE	L 91-96 (4ot)	34	66	.515	23	32	.719	11	29	40	32	91	27	22	3	9	300
2	10	1983	* at Kansas	W 75-74	26	49	.531	23	31	.742	7	18	25	19	75	12	11	2	6	200
2	12	1983	* at Nebraska	L 56-68	25	49	.510	6	9	.667	6	22	28	21	56	16	16	2	3	200
2	16	1983	* IOWA STATE	L 67-69	26	60	.433	15	19	.789	10	32	42	20	67	19	17	2	9	200
2	19	1983	* KANSAS STATE	W 66-65	25	50	.500	16	21	.762	13	15	28	18	66	15	11	1	11	200
2	23	1983	* at Missouri	L 53-88	22	62	.355	9	19	.474	16	15	31	19	53	14	18	2	9	200
2	26	1983	* OKLAHOMA	L 84-94	41	83	.494	2	2	1.000	11	20	31	18	84	33	8	1	14	200
3	2	1983	* at Oklahoma State	L 73-75	33	65	.508	7	12	.583	13	23	36	21	73	10	16	0	7	200
3	5	1983	* KANSAS	L 63-74	30	74	.405	3	7	.429	16	22	38	20	63	23	12	2	13	200
3	8	1983	# at Missouri	L 73-88	32	68	.471	9	13	.692	11	18	29	28	73	20	10	3	5	200

\*-Big Eight Conference; #-Big Eight Conference Playoff


Player	GP	GS	FG	FGA	Pct	FT	FTA	Pct	OR	DR	TR	RPG	PF	FO	TP	PPG	Ast	APG	TO	A/TO	Blk	Stl	Min
Humphries, Jay	28	28	170	339	.501	60	95	.632	28	63	91	3.3	98	5	400	14.3	174	6.2	85	2.0	6	115	1034
Houston, Billy	28	23	151	317	.476	50	61	.820	29	44	73	2.6	38	1	352	12.6	104	3.7	37	2.8	4	31	901
Downs, Randy	27	27	127	251	.506	68	82	.829	46	75	121	4.5	81	4	322	11.9	42	1.6	41	1.0	22	22	778
Kelley, Vince	28	28	129	296	.436	70	114	.614	91	163	254	9.1	88	5	328	11.7	54	1.9	57	0.9	23	41	995
Gonzalez, Rob	28	23	96	173	.555	75	82	.915	22	76	98	3.5	74	5	267	9.5	45	1.6	55	0.8	7	17	764
Cornish, Kevin	28	26	61	107	.570	21	40	.525	30	57	87	3.1	59	2	143	5.1	48	1.7	36	1.3	5	16	550
Yowell, Don	28	0	33	75	.440	12	26	.462	16	26	42	1.5	45	0	78	2.8	9	0.3	28	0.3	5	5	261
Reid, Mike	23	5	24	66	.364	9	14	.643	4	8	12	0.5	34	0	57	2.5	36	1.6	25	1.4	0	8	245
Thompson, Billy	13	0	12	19	.632	3	4	.750	5	2	7	0.5	6	0	27	2.1	6	0.5	3	2.0	0	5	70
Hughes, Jeff	15	0	15	39	.385	0	0	.000	2	3	5	0.3	9	0	30	2.0	7	0.5	10	0.7	0	3	91
Needham, Bart	6	0	2	4	.500	2	3	.667	0	6	6	1.0	4	0	6	1.0	1	0.2	1	1.0	0	0	15
Helms, Brad	5	0	2	4	.500	0	0	.000	1	2	3	0.6	3	0	4	0.8	4	0.8	4	1.0	0	0	14
Tearney, Russ	9	0	2	6	.333	2	6	.333	3	1	4	0.4	4	0	6	0.7	1	0.1	1	1.0	0	2	32
TEAM	28		824	1696	.486	372	527	.706	286	539	909	32.5	561	51	2052	73.3	551	19.7	386	1.4	72	265	5750

### 13-15 (3-11 Big Eight) Head Coach: Tom Apke

Assistants: Randy Eckker, Alvin Gentry, Bob Hofman

#	Name	Class	Pos.	Ht.	Wt.	Hometown (High School)
11	Cornish, Kevin	Sr.	G	6-3	175	Aurora, Colo. (Hinkley)
45	Downs, Randy	Fr.	C	6-9	210	LaPuente, Calif. (Nogales)
30	Gonzalez, Rob	Sr.	F	6-7	215	Detroit, Mich. (Catholic Central)
15	Helms, Brad	Jr.	G	6-1	175	Fullerton, Calif. (Sunny Hills)
12	Houston, Bill	Sr.	G	6-1	160	Cincinnati, Ohio (Hughes)
22	Hughes, Jeff	Fr.	G	6-2	185	Fountain Valley, Calif. (Fountain Valley)
24	Humphries, Jay	Jr.	G	6-3	175	Inglewood, Calif. (Inglewood)
25	Kelley, Vince	Jr.	F	6-7	205	Inglewood, Calif. (Inglewood)
23	Needham, Bart	Sr.	F	6-8	205	Buena Vista, Colo. (Buena Vista)
14	Reid, Mike	Fr.	G	6-1	170	Rock Island, Ill. (Rock Island)
52	Roberts, Ron	Fr.	F	6-8	210	West New York, N.J. (Memorial)
44	Tearney, Russell	Jr.	G	6-5	190	Silver Spring, Md. (Springbrook)
21	Thompson, Billy	So.	G	6-5	185	Boulder, Colo. (Fairview)
55	Yowell, Don	Fr.	F	6-8	185	Arvada, Colo. (Arvada)

Home: 10-5 Road: 3-10 Neutral: 0-0



Billy Houston

### SEASON NOTES

- Jay Humphries was selected to the Big Eight All-Conference (AP & UPI) second team, and he earned AP All-America honorable mention.
- Humphries led the Buffs in scoring (14.3), assists (17.4), steals (11.5), becoming the first CU player ever to play over 1,000 minutes (1,034).
- Randy Downs averaged 11.9 points per game, becoming only the third CU freshman to average over 10 points a game (Emmett Lewis: 15.0, 1975-76; Dave Logan: 12.4, 1972-73).
- Ron Gonzalez led the nation in free throw shooting (.915); Jay Humphries also led the country in steals.
- On Dec. 18, Billy Houston made a season-high 11 field goals as CU downed Cincinnati 79-65. The win improved the Buffs season record to 7-0.
- On Jan. 15, in an 81-66 victory over UW-Milwaukee, Jay Humphries recorded a CU record 10 steals in one game.
- Humphries led the Big Eight Conference in steals, averaging 4.1 per game.
- Billy Thompson was named to the Big Eight All-Academic first team.
- Six of CU's 11 Big Eight losses were by six points or less, including a pair of multi-overtime losses.

## 1983-84

M	D	Year	Opponent	Score	FG	FGA	Pct.	FT	FTA	Pct	OR	DR	TR	PF	Pts	Asst	TO	Blk	Stl	Min.
11	25	1983	ROCKHURST	W 87-77	34	67	.507	19	31	.613	21	25	46	17	87	17	16	3	10	200
11	28	1983	REGIS	W 58-42	24	52	.462	10	17	.588	14	29	43	15	58	17	14	4	9	200
12	3	1983	OREGON	W 61-59	25	54	.463	11	15	.733	11	16	27	17	61	11	10	5	11	200
12	5	1983	at Utah	L 85-91	33	60	.550	19	31	.613	11	23	34	20	85	20	15	3	6	200
12	7	1983	COLORADO STATE	W 69-58	21	49	.429	27	29	.931	8	34	42	12	69	13	16	5	11	200
12	10	1983	at Cal-Irvine	W 96-85	36	49	.735	23	32	.719	5	22	27	22	95	20	22	3	14	200
12	19	1983	at Iowa	L 56-72	19	54	.352	18	27	.667	11	30	41	18	56	12	21	3	5	200
12	21	1983	at Duke	L 72-79	28	55	.509	16	25	.640	9	22	31	29	72	17	25	4	9	200
12	27	1983	TEXAS CHRISTIAN	W 70-65	27	59	.458	16	24	.667	17	20	37	10	70	19	11	1	13	200
12	30	1983	LOYOLA-CHICAGO	L 75-77	26	55	.473	23	26	.885	17	23	40	13	75	15	19	3	9	200
1	5	1984	WYOMING	W 70-63	22	49	.449	26	37	.703	11	27	38	22	70	16	12	2	9	200
1	9	1984	PEPPERDINE	W 74-57	28	63	.444	18	25	.720	20	34	54	17	74	23	17	6	9	200
1	12	1984	at Marquette	W 66-62	25	43	.581	16	28	.571	7	21	28	16	66	17	16	3	6	200
1	14	1984	* at Kansas	L 48-53	19	56	.339	10	13	.769	17	19	36	17	48	8	18	2	8	200
1	18	1984	* OKLAHOMA	L 89-100 (2ot)	36	74	.486	17	25	.680	15	31	46	31	89	23	18	1	15	250
1	21	1984	* at Oklahoma State	L 74-76 (ot)	28	59	.475	18	24	.750	16	18	34	25	74	14	19	2	5	200
1	25	1984	* KANSAS STATE	W 74-66	30	57	.526	14	22	.636	12	19	31	17	74	24	12	1	9	200
1	28	1984	* NEBRASKA	W 60-57	22	41	.537	16	24	.667	6	26	32	16	60	19	14	2	8	200
2	1	1984	* at Missouri	L 51-89	19	68	.279	13	23	.565	18	19	37	20	51	8	23	1	9	200
2	8	1984	* IOWA STATE	W 98-88	35	57	.614	28	35	.800	9	27	36	21	98	26	15	3	8	200
2	11	1984	* OKLAHOMA STATE	W 83-72	35	63	.556	13	17	.765	12	20	32	16	83	28	9	3	8	200
2	15	1984	* at Oklahoma	L 64-74	25	59	.424	14	20	.700	15	25	40	26	64	9	16	0	7	200
2	18	1984	* at Oklahoma	L 80-93	37	69	.536	6	7	.857	7	22	29	15	80	25	13	0	3	200
2	22	1984	* MISSOURI	W 73-66	23	39	.590	27	33	.818	6	20	26	12	73	19	15	3	8	200
2	25	1984	* at Nebraska	L 67-75	27	47	.574	13	16	.813	7	14	21	17	67	13	16	0	6	200
2	29	1984	* KANSAS	W 89-85	28	56	.500	33	45	.733	10	23	33	15	89	21	14	5	17	200
3	3	1984	* at Iowa State	L 62-70	26	63	.413	10	15	.667	14	21	35	25	62	14	10	0	4	200
3	7	1984	^ at Iowa State	W 65-62	24	41	.585	17	25	.680	8	19	27	17	65	16	16	1	5	200
3	9	1984	# vs. Oklahoma	L 78-90	36	60	.600	6	12	.500	9	14	23	23	78	17	17	0	7	200

\*-Big Eight Conference; ^-Big Eight Conference Playoff; #-Big Eight Conference - Kansas City


Player	GP	GS	FG	FGA	Pct	FT	FTA	Pct	OR	DR	TR	RPG	PF	FO	TP	PPG	Asst	APG	TO	A/TO	Blk	Stl	Min
Humphries, Jay	29	29	170	334	.509	108	137	.788	24	70	94	3.2	87	3	448	15.4	173	6.0	90	1.9	3	101	1120
Downs, Randy	29	29	167	287	.582	104	128	.813	53	101	154	5.3	75	2	438	15.1	29	1.0	56	0.5	13	11	926
Stivins, Alex	29	29	143	257	.556	66	121	.545	100	166	266	9.2	79	1	352	12.1	83	2.9	80	1.0	29	43	980
Kelley, Vince	29	29	116	268	.433	81	109	.743	60	138	198	6.8	94	7	313	10.8	55	1.9	70	0.8	11	27	975
Reid, Mike	29	24	94	220	.427	66	105	.629	30	51	81	2.8	80	4	254	8.8	87	3.0	72	1.2	3	44	813
Pruitt, Tony	27	5	67	146	.459	42	56	.750	22	31	53	2.0	64	4	176	6.5	47	1.7	43	1.1	3	14	563
Yowell, Don	29	0	19	40	.475	19	25	.760	13	28	41	1.4	30	0	57	2.0	7	0.2	19	0.4	3	3	199
Tearney, Russ	21	0	10	19	.526	5	7	.714	3	5	8	0.4	9	0	25	1.2	5	0.2	7	0.7	0	1	98
Dunlap, Darren	13	0	2	11	.182	5	9	.556	0	2	2	0.2	1	0	9	0.7	2	0.2	3	0.7	0	0	21
Anderson, Barry	20	0	6	27	.222	0	3	.000	3	21	24	1.2	21	0	12	0.6	12	0.6	14	0.9	3	4	140
Cunningham, Brian	12	0	3	4	.750	1	3	.333	2	3	5	0.4	1	0	7	0.6	1	0.1	2	0.5	1	0	28
Davis, Brad	8	0	1	5	.200	0	0	.000	1	1	2	0.3	0	0	2	0.3	0	0.0	3	0.0	0	0	12
TEAM	29		798	1618	.493	497	703	.707	334	654	1006	34.7	574	71	2153	74.2	534	18.4	460	1.2	69	248	5875

### 16-13 (6-8 Big Eight) Head Coach: Tom Apke

Assistants: Randy Eckker, Alvin Gentry, Ralph Patterson

#	Name	Class	Pos.	Ht.	Wt.	Hometown (High School)
12	Anderson, Barry	Jr.	F	6-6	200	Denver, Colo. (Montbello)
30	Cunningham, Brian	Fr.	F	6-7	205	Denver, Colo. (Lutheran)
34	Davis, Brad	Fr.	G	6-4	185	Golden, Colo. (Wheat Ridge)
45	Downs, Randy	So.	C	6-9	220	LaPuente, Calif. (Nogales)
35	Dunlap, Darren	Fr.	G	6-3	180	Colorado Spgs., Colo. (Palmer)
24	Humphries, Jay	Sr.	G	6-3	185	Inglewood, Calif. (Inglewood)
25	Kelley, Vince	Sr.	F	6-7	210	Inglewood, Calif. (Inglewood)
10	Pruitt, Tony	Jr.	G	6-4	190	Chicago, Ill. (Simeon)
14	Reid, Mike	So.	G	6-1	180	Rock Island, Ill. (Rock Island)
32	Stivins, Alex	Jr.	F	6-8	205	Lincoln, Neb. (East)
44	Tearney, Russell	Sr.	G	6-5	190	Silver Spring, Md. (Springbrook)
55	Yowell, Don	So.	F	6-9	220	Arvada, Colo. (Arvada)

Home: 13-2 Road: 3-10 Neutral: 0-1



Jay Humphries

### SEASON NOTES

- Jay Humphries (third nationally in steals) was selected to the Big Eight All-Conference (AP & UPI) first team and an honorable mention All-American. He was also named to the UPI All-Defensive conference team.
- Alex Stivins was a Big Eight Conference (AP & UPI) second team selection.
- Humphries finished his career with 562 assists and 309 steals, both are first all-time among CU players.
- On Nov. 25, in a season opening 87-77 victory over Rockhurst College, Humphries led the Buffs with 31 points, nine assists, seven rebounds and six steals.
- On March 7, CU's 65-62 win at Iowa State earned the team its second trip to the league's final four in Kansas City. CU became the first team in league history to win twice on the road in league playoffs.
- For the second consecutive season, CU set a new attendance record. In 14 games, CU drew a record 104,545 fans, only the second time in history the Buffs eclipsed the magical 100,000-mark.
- The Buffs posted a 13-2 home mark, second best home record in the Big Eight Conference.
- Stivins was named to the Big Eight All-Academic first team.
- Randy Downs named to the Big Eight All-Tournament team; he shot a school-record best 58.2 FG%.
- CU tied the school mark for home wins (13).



## 1984-85

M	D	Year	Opponent	Score	FG	FGA	Pct.	FT	FTA	Pct	OR	DR	TR	PF	Pts	Ast	TO	Blk	Stl	Min.
11	24	1984	ELMHURST	W 89-75	39	61	.639	11	19	.579	13	26	39	18	89	26	21	5	8	200
11	26	1984	CAL-IRVINE	W 80-73	26	60	.433	28	35	.800	7	30	37	13	80	19	13	5	8	200
11	28	1984	REGIS	W 55-51	21	42	.500	13	20	.650	12	19	31	12	55	12	12	5	4	200
12	1	1984	UTAH	W 89-80	33	61	.541	23	31	.742	14	33	47	19	89	28	16	3	2	200
12	5	1984	at Colorado State	L 64-70	23	57	.404	18	29	.621	14	19	33	20	64	14	15	6	10	200
12	8	1984	at Oregon	L 60-79	25	66	.379	10	14	.714	14	17	31	21	60	15	16	3	2	200
12	14	1984	at Wyoming	L 68-72	27	59	.458	14	22	.636	10	22	32	19	68	13	7	4	2	200
12	22	1984	SOUTHERN COLORADO	W 101-71	35	59	.593	31	42	.738	15	32	47	20	101	26	16	4	11	200
12	27	1984	TEXAS TECH	L 75-76 (ot)	28	47	.596	19	30	.633	9	27	36	17	75	24	17	3	5	225
1	2	1985	HARTFORD	W 81-67	28	56	.500	25	31	.806	12	34	46	19	81	21	20	3	5	200
1	5	1985	MARQUETTE	L 52-67	22	57	.386	8	16	.500	17	26	43	24	52	14	15	4	3	200
1	8	1985	at Pepperdine	L 64-90	27	52	.519	10	25	.400	9	18	27	22	64	18	19	1	4	200
1	10	1985	at Loyola-Marymount	L 71-80	25	62	.403	21	30	.700	17	30	47	27	71	19	23	2	6	200
1	16	1985	* at Oklahoma State	L 76-94	28	63	.444	20	29	.690	12	23	35	27	76	21	10	3	3	200
1	19	1985	* KANSAS STATE	W 74-63	27	53	.509	20	31	.645	17	27	44	20	74	20	16	3	7	200
1	23	1985	* at Nebraska	L 67-85	29	58	.500	9	16	.563	11	21	32	20	67	22	15	0	7	200
1	26	1985	* KANSAS	L 68-70	24	56	.429	20	26	.769	8	24	32	21	68	20	13	2	8	200
1	29	1985	* OKLAHOMA	L 71-90	30	68	.441	11	16	.688	13	30	43	17	71	25	17	3	5	200
2	2	1985	* at Missouri	L 69-77	29	68	.426	11	18	.611	16	18	34	32	69	13	18	3	9	200
2	4	1985	* at Kansas	L 69-88	29	65	.446	11	16	.688	15	16	31	18	69	16	19	1	7	200
2	7	1985	* IOWA STATE	W 72-70	29	59	.492	14	23	.609	11	21	32	15	72	22	11	5	11	200
2	13	1985	* NEBRASKA	W 64-61	25	55	.455	14	23	.609	12	27	39	12	64	17	12	6	7	200
2	16	1985	* OKLAHOMA STATE	W 88-83	33	66	.500	22	27	.815	17	25	42	19	88	26	10	3	5	200
2	20	1985	* at Oklahoma	L 80-110	27	59	.458	26	33	.788	10	23	33	18	80	16	31	2	5	200
2	23	1985	* at Kansas State	L 67-76	30	59	.508	7	15	.467	11	18	29	21	67	10	16	3	11	200
2	27	1985	* MISSOURI	W 88-79 (ot)	28	60	.467	32	39	.821	15	36	51	22	88	23	18	8	6	225
3	2	1985	* at Iowa State	L 63-70	25	67	.373	13	16	.813	10	31	41	23	63	15	7	4	5	200
3	6	1985	# vs. Iowa State	L 52-76	19	54	.352	14	20	.700	14	23	37	20	52	7	17	1	3	200

\*-Big Eight Conference; #-Big Eight Tournament - Kansas City


Player	GP	GS	FG	FGA	Pct	FT	FTA	Pct	OR	DR	TR	RPG	PF	FO	TP	PPG	Ast	APG	TO	A/TO	Blk	Stl	Min
Downs, Randy	28	28	178	324	.549	102	133	.767	58	111	169	6.0	73	1	458	16.4	42	1.5	65	0.6	28	16	922
Stivrins, Alex	27	27	170	334	.509	85	129	.659	116	201	317	11.7	74	3	425	15.7	99	3.7	71	1.4	33	38	966
Pruitt, Tony	28	28	102	215	.474	70	87	.805	20	63	83	3.0	79	3	274	9.8	71	2.5	45	1.6	5	17	832
Reid, Mike	28	28	89	215	.414	76	111	.685	22	59	81	2.9	95	4	254	9.1	156	5.6	89	1.8	8	44	861
Lee, Michael	28	1	90	225	.400	35	55	.636	14	38	52	1.9	53	0	215	7.7	44	1.6	54	0.8	4	26	513
Flory, Mike	15	11	33	69	.478	24	35	.686	33	46	79	5.3	46	5	90	6.0	42	2.8	23	1.8	2	6	380
Williams, Torin	28	4	54	140	.386	32	51	.627	29	60	89	3.2	47	0	140	5.0	23	0.8	18	1.3	6	6	484
Yowell, Don	13	13	15	42	.357	9	16	.563	12	25	37	2.8	25	0	39	3.0	15	1.2	24	0.6	3	2	250
Wilke, Scott	26	0	18	36	.500	22	44	.500	17	30	47	1.8	26	0	58	2.2	5	0.2	19	0.3	2	2	155
Dunlap, Darren	26	0	17	37	.459	17	26	.654	2	15	17	0.7	31	1	51	2.0	23	0.9	32	0.7	1	11	216
Cunningham, Brian	6	0	3	7	.429	3	4	.750	2	2	4	0.7	3	0	9	1.5	1	0.2	0	0	3	1	48
Davis, Brad	11	0	2	5	.400	0	1	.000	1	3	4	0.4	4	0	4	0.4	1	0.1	0	0	0	0	23
TEAM	28		771	1649	.468	475	692	.686	358	693	1051	37.5	610	95	2061	73.6	544	19.4	445	1.2	95	169	5650

### 11-17 (5-9 Big Eight) Head Coach: Tom Apke

Assistants: Randy Eckner, Alvin Gentry, Ralph Patterson

#	Name	Class	Pos.	Ht.	Wt.	Hometown (High School)
12	Anderson, Barry	Sr.	F	6-6	200	Denver, Colo. (Montbello)
30	Cunningham, Brian	So.	F	6-7	210	Denver, Colo. (Lutheran)
34	Davis, Brad	So.	G	6-4	185	Golden, Colo. (Wheat Ridge)
45	Downs, Randy	Jr.	C	6-9	225	LaPuente, Calif. (Nogales)
15	Dunlap, Darren	So.	G	6-3	180	Colorado Spgs., Colo. (Palmer)
31	Flory, Mike	Fr.	G	6-6	200	Rhineland, Wis. (Rhineland)
11	Lee, Michael	Fr.	G	6-4	185	Las Vegas, Nev. (Western)
10	Pruitt, Tony	Sr.	G	6-4	190	Chicago, Ill. (Simeon)
4	Reid, Mike	Jr.	G	6-1	180	Rock Island, Ill. (Rock Island)
32	Stivrins, Alex	Sr.	F	6-8	220	Lincoln, Neb. (East)
54	Wilke, Scott	Fr.	F/C	6-9	230	Panama, Iowa (Harlan)
44	Williams, Torin	Fr.	F/C	6-9	210	Los Angeles, Calif. (Verbum Dei)
55	Yowell, Don	Jr.	F	6-9	220	Arvada, Colo. (Arvada)

Home: 11-4 Road: 0-12 Neutral: 0-1



Randy Downs

### SEASON NOTES

- Alex Stivrins was selected to the Big Eight All-Conference (AP & UPI) second team.
- Randy Downs led the Buffs in scoring (16.4 ppg.). He became only the third player in CU history to reach the 1,000-point plateau as a junior.
- Stivrins finished sixth nationally in rebounding (11.7 rpg.) and averaged a double-double (15.7 ppg.).
- Michael Lee was named to the UPI All-Off-The-Bench first team.
- CU enjoyed another fine season at home, as the Buffs posted an 11-4 mark in Boulder, including a 5-2 in league play.
- Stivrins became the seventh player at CU to average a double-double, and CU's first since 1971-72 (Jim Creighton).
- Stivrins was named the Big Eight NCAA Postgraduate Scholarship winner, he also made the Academic All-Conference team for the second straight year.
- From Feb. 7 through Feb. 16, CU won three-straight conference games - all at home (Iowa State, Nebraska, Oklahoma State). It was CU's first three game win streak in conference play in nine years (1976-77).

## 1985-86

M	D	Year	Opponent	Score	FG	FGA	Pct.	FT	FTA	Pct	OR	DR	TR	PF	Pts	Asst	TO	Blk	Stl	Min.
11	23	1985	FORT LEWIS	W 84-68	32	55	.582	20	26	.769	8	26	34	20	84	13	17	3	8	200
11	26	1985	PHILLIPS	W 81-59	33	61	.541	15	22	.682	13	27	40	19	81	23	18	2	9	200
11	30	1985	DETROIT	W 84-71	30	53	.566	24	32	.750	11	22	33	18	84	17	13	4	6	200
12	2	1985	SANTA CLARA	W 101-71	37	68	.544	27	36	.750	15	25	40	26	101	22	14	1	13	200
12	4	1985	at Tulsa	L 65-76	27	54	.500	11	16	.688	9	19	28	19	65	12	15	3	4	200
12	7	1985	WYOMING	W 74-71	24	46	.522	26	36	.722	8	18	26	19	74	15	17	3	8	200
12	11	1985	COLORADO STATE	W 78-65	29	46	.630	20	27	.741	7	20	27	18	78	20	18	2	6	200
12	14	1985	at Utah	L 62-82	26	60	.433	10	18	.556	7	23	30	21	62	12	12	4	5	200
12	21	1985	BRADLEY	L 69-79	25	61	.410	19	24	.792	15	28	43	20	69	14	19	2	4	200
12	28	1985	at Texas Tech	W 70-62	28	42	.667	14	17	.824	4	21	25	19	70	21	16	3	5	200
1	6	1986	ST. MARY'S	W 80-70	29	51	.569	22	32	.688	13	23	36	17	80	20	12	4	4	200
1	8	1986	at Dayton	L 66-67	25	44	.568	16	17	.941	5	22	27	17	66	15	17	1	4	200
1	11	1986	at Marquette	L 71-91	22	46	.478	27	31	.871	7	17	24	25	71	19	24	2	5	200
1	15	1986	* OKLAHOMA	L 82-94	33	58	.569	16	19	.842	5	28	33	23	82	20	18	3	6	200
1	18	1986	* KANSAS STATE	L 69-77 (ot)	29	66	.439	11	16	.688	7	33	40	23	69	21	12	3	7	225
1	21	1986	* at Iowa State	L 62-90	24	55	.436	14	21	.667	11	14	25	20	62	19	22	2	2	200
1	25	1986	* Oklahoma State	L 76-83	29	63	.460	18	28	.643	15	23	38	26	76	22	15	3	11	200
1	28	1986	* at Missouri	L 67-83	26	50	.520	15	21	.714	6	13	19	24	67	11	17	4	6	200
2	1	1986	* NEBRASKA	L 60-77	25	48	.521	10	14	.714	9	11	20	19	60	20	13	1	4	200
2	5	1986	* at Kansas	L 64-100	26	53	.491	12	19	.632	8	15	23	24	64	12	20	3	3	200
2	8	1986	* at Kansas State	L 53-79	23	50	.460	7	14	.500	8	15	23	15	53	9	20	2	3	200
2	12	1986	* IOWA STATE	L 57-83	26	56	.464	5	7	.714	12	16	28	14	57	18	24	4	8	200
2	15	1986	* at Oklahoma	L 73-117	29	76	.382	15	20	.750	10	21	31	20	73	11	17	1	6	200
2	19	1986	* KANSAS	L 74-79	32	58	.552	10	13	.769	11	22	33	22	74	22	16	1	8	200
2	22	1986	* at Oklahoma State	L 85-90	32	70	.457	21	24	.875	11	25	36	31	85	13	14	2	3	200
2	26	1986	* at Nebraska	L 72-79	31	53	.585	10	11	.909	4	22	26	27	72	23	15	0	7	200
3	1	1986	* MISSOURI	L 86-94	37	67	.552	12	18	.667	13	14	27	29	86	23	17	1	10	200
3	7	1986	# vs. Iowa State	L 60-78	22	65	.338	16	19	.842	10	29	39	23	60	13	17	4	7	200

\*-Big Eight Conference; #-Big Eight Tournament - Kansas City

Player	GP	GS	FG	FGA	Pct	FT	FTA	Pct	OR	DR	TR	RPG	PF	FO	TP	PPG	Asst	APG	TO	A/TO	Blk	Stl	Min
Bullard, Matt	28	28	142	235	.604	72	88	.818	57	122	179	6.4	94	7	356	12.7	86	3.1	64	1.3	32	22	869
Downs, Randy	28	19	137	257	.533	74	100	.740	54	124	178	6.4	59	0	348	12.4	34	1.2	41	0.8	11	11	728
Williams, Torin	28	24	144	274	.526	57	75	.760	24	99	123	4.4	71	1	345	12.3	29	1.0	50	0.6	8	6	841
Lee, Michael	28	25	107	261	.410	61	79	.772	13	43	56	2.0	65	2	275	9.8	59	2.1	60	1.0	5	46	807
Wilke, Scott	28	9	96	171	.561	68	87	.782	44	63	107	3.8	84	3	260	9.3	29	1.0	53	0.5	4	16	491
Reid, Mike	28	25	73	151	.483	60	80	.750	9	34	43	1.5	87	4	206	7.4	167	6.0	77	2.2	3	41	780
Penix, Jeff	27	3	33	86	.384	11	20	.550	6	12	18	0.7	27	0	77	2.9	23	0.5	44	0.5	1	7	391
Dunlap, Darren	3	0	2	7	.286	4	6	.667	0	1	1	0.3	4	0	8	2.7	4	1.3	2	2.0	0	2	24
Yowell, Don	25	0	21	38	.553	17	26	.654	15	22	37	1.5	38	1	59	2.4	10	0.5	22	0.5	2	4	208
Kuosman, David	24	4	19	45	.422	8	14	.571	2	13	15	0.6	33	0	46	1.9	34	1.4	35	1.0	0	8	269
Countryman, Kenny	18	3	12	38	.316	8	20	.400	10	11	21	1.2	24	1	32	1.8	16	1.1	15	1.1	0	6	169
Robinson, Brian	15	0	5	12	.417	3	3	1.000	3	7	10	0.7	12	0	13	0.9	0	0.0	6	0.0	2	3	48
TEAM											66												
	28		791	1575	.502	443	598	.741	265	588	854	30.5	641	85	2084	74.4	527	18.8	474	1.1	68	172	5625

### 8-20 (0-14 Big Eight) Head Coach: Tom Apke

Assistants: Randy Eckkar, Floyd Kerr, Ralph Patterson

#	Name	Class	Pos.	Ht.	Wt.	Hometown (High School)
50	Bullard, Matt	Fr.	F/C	6-10	210	West Des Moines, Iowa (Valley)
23	Countryman, Ken	Fr.	F	6-3	175	Los Angeles, Calif. (Beverly Hills)
45	Downs, Randy	Sr.	C	6-9	225	LaPuente, Calif. (Nogales)
15	Dunlap, Darren	Jr.	G	6-3	180	Colorado Spgs., Colo. (Palmer)
33	Kuosman, David	Fr.	G	6-4	170	Colorado Spgs., Colo. (Mitchell)
11	Lee, Michael	So.	G	6-4	185	Las Vegas, Nev. (Western)
21	Penix, Jeff	Fr.	G	6-0	175	Las Vegas, Nev. (Chaparral)
4	Reid, Mike	Sr.	G	6-1	180	Rock Island, Ill. (Rock Island)
30	Robinson, Brian	Fr.	G/F	6-5	195	Denver, Colo. (George Washington)
54	Wilke, Scott	So.	F/C	6-9	230	Panama, Iowa (Harlan)
44	Williams, Torin	So.	F	6-9	220	Los Angeles, Calif. (Verbum Dei)
55	Yowell, Don	Sr.	F	6-9	220	Arvada, Colo. (Arvada)

Home: 7-8 Road: 1-11 Neutral: 0-1



**Matt Bullard**

### SEASON NOTES

- Matt Bullard was named to UPI's All-Freshman team, as he became only the second player ever to lead CU in scoring as a freshman. He was named an AP & UPI conference honorable mention.
- Bullard's 12.7 ppg. average was the second best ever by a frosh, topped only by Emmett Lewis (14.9 in 1975-76). Bullard also shot school record 60.4 FG%, that ranked second in the conference. Bullard is the fourth CU frosh to average 10+ or points a game.
- On Dec. 11, CU's 78-65 victory over Colorado State marked the 800th win in the program's history.
- On March 1, a 94-86 loss to Missouri gave Colorado the dubious distinction of being the only team in Big Eight history to go winless in league play.
- This was only the second 20-loss season in CU history, as the Buffs also ended the year with a seven-game home losing streak and a nine-game road losing skid.
- Mike Reid was named to the Big Eight All-Academic first team.
- The 1985-86 team had at least three seniors on the roster for the fifth straight year.
- Tom Apke coached the Buffs for four years from 1981-86 (59-81, .421).
- On April 2, Tom Miller was named CU's 14th head basketball coach.



# COLORADO BUFFALOES

## 1986-87

M	D	Year	Opponent		Score	FG	FGA	Pct.	3FG	3FGA	3Pct.	FT	FTA	Pct	OR	DR	TR	PF	Pts	Asst	TO	Blk	Stl	Min.
11	28	1986	WEBER STATE	W	73-57	30	56	.536	0	2	.000	13	20	.650	11	27	38	19	73	17	15	5	7	200
12	2	1986	UTAH	W	68-61	25	47	.532	1	4	.250	17	23	.739	9	23	32	27	68	14	21	4	5	200
12	6	1986	at Wyoming	L	42-55	17	45	.378	0	3	.000	8	14	.571	8	20	28	23	42	10	19	2	7	200
12	11	1986	at Colorado State	L	64-67 (ot)	27	53	.509	2	5	.400	8	12	.667	5	24	29	20	64	18	13	5	5	225
12	13	1986	* at Kansas	L	56-59	20	49	.408	0	2	.000	16	26	.615	10	15	25	21	56	11	6	0	10	200
12	18	1986	at Tulsa	W	53-51	20	47	.426	0	1	.000	13	25	.520	8	32	40	20	53	11	16	2	4	200
12	29	1986	at Cal-Santa Barbara	L	72-73	27	55	.491	1	3	.333	17	21	.810	17	14	31	24	72	18	17	0	7	200
12	31	1986	at San Diego	L	51-61	20	48	.417	3	5	.600	8	11	.727	10	22	32	25	51	15	17	2	7	200
1	3	1987	MARQUETTE	L	68-83	27	49	.551	3	9	.333	11	18	.611	9	14	23	21	68	18	18	5	8	200
1	5	1987	at Detroit	L	61-62	29	60	.483	0	3	.000	3	9	.333	13	25	38	19	61	27	14	2	7	200
1	7	1987	at Loyola-Chicago	W	65-64	26	50	.520	0	0	.000	14	18	.778	8	26	34	25	66	14	20	2	5	200
1	10	1987	DAYTON	W	77-59	28	50	.560	1	2	.500	20	29	.690	8	27	35	18	77	23	12	4	5	200
1	12	1987	CALIFORNIA	W	76-61	29	56	.518	0	0	.000	18	28	.643	14	29	43	16	76	23	11	5	7	200
1	14	1987	* at Iowa State	L	52-66	26	56	.464	0	2	.000	0	1	.000	7	26	33	18	52	15	17	4	4	200
1	17	1987	* at Nebraska	L	66-86	24	63	.381	1	3	.333	17	25	.680	15	18	33	23	66	13	17	1	3	200
1	21	1987	* KANSAS STATE	L	61-92	23	53	.434	2	3	.667	13	19	.684	13	19	32	16	61	17	19	5	4	200
1	24	1987	* at Missouri	L	56-77	19	43	.442	0	0	.000	18	25	.720	12	14	26	24	56	10	19	1	7	200
1	27	1987	* OKLAHOMA	L	62-87	25	65	.385	3	11	.273	9	13	.692	12	25	37	17	62	16	15	1	6	200
1	31	1987	at Illinois	L	65-69	24	54	.444	1	4	.250	16	22	.727	17	21	38	19	65	15	18	2	4	200
2	4	1987	* at Oklahoma State	L	57-68	18	46	.391	1	6	.167	20	31	.645	14	24	38	30	57	14	23	4	6	200
2	7	1987	* NEBRASKA	L	65-68	25	50	.500	2	4	.500	13	17	.765	11	24	35	22	65	20	13	8	3	200
2	11	1987	* at Kansas State	L	56-74	19	43	.442	1	6	.167	17	23	.739	10	20	30	24	56	8	24	1	6	200
2	14	1987	* IOWA STATE	W	77-74	26	48	.542	1	2	.500	24	30	.800	12	23	35	15	77	18	16	1	8	200
2	18	1987	* at Oklahoma	L	84-108	33	54	.611	7	9	.778	11	16	.688	10	23	33	19	84	19	29	3	3	200
2	21	1987	* MISSOURI	L	68-76	25	51	.490	1	7	.143	17	22	.773	10	23	33	21	68	15	15	4	4	200
2	25	1987	* KANSAS	W	66-56	23	48	.479	2	4	.500	18	32	.563	13	22	35	19	66	13	16	2	7	200
2	28	1987	* OKLAHOMA STATE	W	55-53	21	42	.500	1	1	1.000	12	18	.667	7	31	38	15	55	15	22	9	5	200
3	6	1987	# vs. Missouri	L	59-65	22	51	.431	0	4	.000	15	18	.833	12	29	41	18	59	7	18	2	3	200

\*-Big Eight Conference; #-Big Eight Tournament - Kansas City

Player	GP	GS	FG	FGA	Pct	3FG	3FGA	Pct	FT	FTA	Pct	OR	DR	TR	RPG	PF	FO	TP	PPG	Asst	APG	TO	A/TO	Blk	Stl	Min
Bullard, Matt	28	28	182	349	.521	5	26	.192	95	128	.742	77	183	260	9.3	100	6	464	16.6	61	2.2	62	1.0	35	20	938
Wilke, Scott	28	28	172	330	.521	0	3	.000	103	146	.705	61	127	188	6.7	100	6	447	16.0	55	2.0	79	0.7	14	24	906
Lee, Michael	26	13	74	205	.361	9	26	.346	47	79	.595	18	41	59	2.3	60	1	204	7.8	63	2.4	66	1.0	3	24	689
Becker, Dan	28	22	78	156	.500	2	4	.500	50	69	.725	35	85	120	4.3	59	1	208	7.4	48	1.7	63	0.8	19	18	758
Penix, Jeff	28	23	46	104	.442	13	27	.481	24	36	.667	6	19	25	0.9	50	1	129	4.6	56	2.0	74	0.8	0	18	677
Robinson, Brian	28	6	52	110	.473	0	1	.000	22	36	.611	34	40	74	2.6	67	0	126	4.5	25	0.9	46	0.5	4	10	440
Countryman, Kenny	28	15	26	67	.388	2	5	.400	18	27	.667	18	38	56	2.0	55	0	72	2.6	72	2.6	41	1.8	3	32	523
Kuosman, David	28	5	28	54	.519	2	10	.200	10	14	.714	6	27	33	1.2	38	0	68	2.4	36	1.3	28	1.3	1	9	348
Vaughan, Brent	27	0	19	52	.365	0	1	.000	14	26	.538	10	24	34	1.3	44	1	52	1.9	13	0.5	18	0.7	6	3	286
Nash, Kerry	14	0	1	4	.250	1	2	.500	2	3	.667	2	4	6	0.4	4	0	5	0.4	4	0.3	3	1.3	0	0	47
Lenderman, Brent	7	0	0	0	.000	0	0	.000	1	2	.500	1	2	3	0.4	1	0	1	0.1	1	0.1	0	0.0	0	0	9
Conger, Matt	3	0	0	1	.000	0	0	.000	0	0	.000	0	0	0	0.0	0	0	0	0.0	0	0.0	0	0.0	0	0	4
TEAM	28		678	1432	.474	77	198	.389	387	571	.678	295	626	945	33.8	638	95	1820	65.0	456	16.3	491	0.9	85	158	5625

### 9-19 (3-11 Big Eight) Head Coach: Tom Miller

Assistants: Brad Nadborne, Mike Connors, Bill Perkins

#	Name	Class	Pos.	Ht.	Wt.	Hometown (High School)
22	Becker, Dan	So.	F	6-7	205	Winnipeg, Manitoba (Fort Richmond)
50	Bullard, Matt	So.	F	6-10	200	West Des Moines, Iowa (Valley)
3	Countryman, Ken	So.	G	6-3	175	Los Angeles, Calif. (Beverly Hills)
33	Kuosman, David	So.	G	6-4	175	Colorado Spgs., Colo. (Mitchell)
24	Lee, Michael	Jr.	G	6-4	185	Las Vegas, Nev. (Western)
10	Nash, Kerry	Fr.	G	6-1	165	Denver, Colo. (George Washington)
21	Penix, Jeff	So.	G	6-0	175	Las Vegas, Nev. (Chaparral)
23	Robinson, Brian	So.	F	6-5	195	Denver, Colo. (George Washington)
32	Vaughan, Brent	Fr.	F	6-8	185	Bloomington, Ind. (South)
54	Wilke, Scott	Jr.	C	6-9	230	Panama, Iowa (Harlan)
44	Williams, Torin	Jr.	F	6-10	220	Los Angeles, Calif. (Verbum Dei)

Home: 7-5 Road: 2-13 Neutral: 0-1



Scott Wilke

### SEASON NOTES

- On Dec. 18, in CU's first ever ESPN appearance, the Buffs defeated Tulsa behind Matt Bullard's 15 points and nine assists.

- On Feb. 14, Bullard's 3-point shot with seven seconds remaining snapped CU's 26-game losing streak against Big Eight opponents, as the Buffaloes edged Iowa State 77-74.

- On Feb. 25, CU outscored Kansas 42-38 in the second half to stun the No. 16 Jayhawks 65-56 at the Coors Events Center.

- Ken Countryman became the first player since 1984-85 to lead the team in both assists (72) and steals (32).

- Matt Bullard scored 464 points ranking as the 11th most for a season in CU history; his 260 rebounds were the ninth highest season total.

- The Buffs' 1-2 scoring punch of Matt Bullard and Scott Wilke turned out to be the third highest scoring combination in CU history. Bullard and Wilke both received All-Big Eight AP & UPI honorable mention honors.



Tom Miller  
1986-87 – 1989-90

M	D	Year	Opponent	Score	FG	FGA	Pct.	3FG	3FGA	3Pct.	FT	FTA	Pct	OR	DR	TR	PF	Pts	Asst	TO	Blk	Stl	Min.
11	28	1987	WASHINGTON	W 75-61	27	50	.540	0	2	.000	21	28	.750	9	23	32	22	75	17	18	3	4	200
11	30	1987	at Utah	L 64-93	23	58	.397	2	8	.250	16	25	.640	10	11	21	14	64	10	14	4	8	200
12	2	1987	WYOMING	L 68-100	25	66	.379	2	10	.200	16	29	.552	16	20	36	19	68	15	17	1	8	200
12	4	1987	ARKANSAS-LITTLE ROCK	L 57-62	19	48	.396	1	4	.250	18	26	.692	12	26	38	22	57	14	25	2	5	200
12	7	1987	at Purdue	L 54-72	21	54	.389	3	6	.500	9	14	.643	11	30	41	26	54	12	25	4	5	200
12	9	1987	at Bradley	L 78-94	29	66	.439	3	9	.333	17	24	.708	15	25	40	23	78	16	12	1	5	200
12	19	1987	at Weber State	W 72-69	32	52	.615	0	0	.000	8	15	.533	11	19	30	19	72	21	20	4	8	200
12	22	1987	LOYOLA-CHICAGO	L 76-79	33	65	.508	0	1	.000	10	12	.833	11	21	32	16	76	20	12	1	4	200
12	30	1987	^ vs. Illinois	L 68-86	26	64	.406	1	6	.167	15	22	.682	19	20	39	23	68	14	24	4	9	200
1	2	1988	at Santa Clara	L 60-75	19	53	.358	5	14	.357	17	23	.739	14	17	31	26	60	11	21	5	9	200
1	4	1988	at St. Mary's	L 66-77	22	60	.367	9	16	.563	13	17	.765	12	24	36	27	66	16	15	3	9	200
1	9	1988	SAN DIEGO	W 83-72	27	47	.574	1	4	.250	28	41	.683	8	22	30	14	83	21	9	4	7	200
1	11	1988	COLORADO STATE	W 60-44	20	49	.408	2	7	.286	18	24	.750	13	34	47	22	60	17	17	6	5	200
1	16	1988	* at Oklahoma State	L 71-86	27	57	.474	5	11	.455	12	22	.545	14	21	35	21	71	15	6	3	19	200
1	20	1988	* OKLAHOMA	L 76-96	32	60	.533	2	5	.400	10	20	.500	9	31	40	19	76	22	26	5	4	200
1	27	1988	* KANSAS STATE	L 60-68	25	55	.455	1	8	.125	9	10	.900	9	20	29	20	60	14	11	3	5	200
1	30	1988	* NEBRASKA	L 57-63	23	48	.479	3	10	.300	8	12	.667	9	18	27	15	57	15	17	1	7	200
2	3	1988	* at Missouri	L 69-99	27	74	.365	5	15	.333	10	12	.833	12	17	29	24	69	11	12	3	10	200
2	6	1988	* at Kansas	L 62-73	24	60	.400	7	18	.389	7	15	.467	12	17	29	22	62	12	16	1	5	200
2	10	1988	* IOWA STATE	W 87-75	32	57	.561	1	1	1.000	22	30	.733	12	27	39	14	87	18	12	5	5	200
2	13	1988	* OKLAHOMA STATE	W 73-71	28	50	.560	3	6	.500	14	23	.609	11	23	34	24	73	20	19	4	4	200
2	16	1988	* at Kansas State	L 65-83	22	57	.386	6	16	.375	15	23	.652	10	14	24	15	65	9	6	0	4	200
2	21	1988	* at Nebraska	L 67-75	27	59	.458	3	11	.273	10	20	.500	8	28	36	25	67	15	13	0	5	200
2	24	1988	* MISSOURI	W 87-78	31	51	.608	0	4	.000	25	32	.781	6	23	29	16	87	18	18	2	7	200
2	27	1988	* at Oklahoma	L 84-134	31	75	.413	4	8	.500	18	27	.667	14	27	41	20	84	15	26	3	6	200
3	2	1988	* KANSAS	L 64-85	23	60	.383	2	10	.200	16	21	.762	12	17	29	22	64	14	11	2	6	200
3	5	1988	* at Iowa State	L 62-98	25	70	.357	5	11	.455	7	11	.636	16	24	40	18	62	15	27	4	12	200
3	11	1988	# vs. Oklahoma	L 66-99	22	72	.306	2	12	.167	20	27	.741	18	38	56	23	66	8	24	2	13	200


\*-Big Eight Conference; #-Big Eight Tournament - Kansas City; ^-Mile High Classic - Denver

Player	GP	GS	FG	FGA	Pct	3FG	3FGA	Pct	FT	FTA	Pct	OR	DR	TR	RPG	PF	FO	TP	PPG	Asst	APG	TO	A/TO	Blk	Stl	Min
Wilke, Scott	28	28	241	447	.539	5	12	.417	114	172	.663	82	152	234	8.4	97	2	601	21.5	64	2.3	72	0.9	21	31	1012
Robinson, Brian	28	24	105	219	.479	0	1	.000	61	80	.763	52	96	148	5.3	80	3	271	9.7	24	0.9	53	0.5	7	10	698
Becker, Dan	28	14	78	183	.426	5	7	.714	43	70	.614	38	75	113	4.0	57	2	204	7.3	39	1.4	62	0.6	12	16	647
Lee, Michael	21	15	51	146	.349	10	31	.323	38	51	.745	7	32	39	1.9	42	1	150	7.1	47	2.2	56	0.8	3	18	491
Wise, Stevie	28	18	58	150	.387	12	51	.235	40	52	.769	12	52	64	2.3	46	1	168	6.0	79	2.8	69	1.1	2	24	611
Vaughan, Brent	28	13	51	109	.468	4	12	.333	32	38	.842	32	46	78	2.8	64	1	138	4.9	14	0.5	20	0.7	8	11	550
Chapman, Torrance	26	15	43	103	.417	1	11	.091	27	50	.540	17	47	64	2.5	64	0	114	4.4	63	2.4	64	1.0	10	28	533
Molis, Brian	26	2	37	104	.356	26	63	.413	10	19	.526	13	28	41	1.6	39	0	110	4.2	35	1.3	24	1.5	4	15	365
Countryman, Kenny	9	4	8	16	.500	6	10	.600	8	10	.800	2	4	6	0.7	9	0	30	3.3	21	2.3	15	1.4	0	12	110
Guest, Rodell "House"	28	6	26	88	.295	2	3	.667	23	41	.561	39	51	90	3.2	50	3	77	2.8	14	0.5	27	0.5	10	11	345
Penix, Jeff	16	0	9	39	.231	4	17	.235	10	14	.714	5	5	10	0.6	7	0	32	2.0	8	0.5	12	0.7	0	1	97
Markham, Bill	3	0	2	2	1.000	0	0	.000	0	0	.000	0	2	2	0.7	0	0	4	1.3	0	0.0	0	0.0	3	0	14
Nash, Kerry	15	2	7	13	.538	0	1	.000	1	4	.250	1	6	7	0.5	2	0	15	1.0	10	0.7	8	1.3	0	4	81
Kuosman, David	18	0	6	17	.353	3	13	.231	2	4	.500	3	2	5	0.3	14	0	17	0.9	7	0.4	4	1.8	0	2	42
Jackson, Steve	3	0	0	1	.000	0	1	.000	0	0	.000	0	0	0	0.0	1	0	0	0.0	0	0.0	0	0.0	0	2	4
TEAM															77											
	28		722	1637	.441	78	233	.335	409	605	.676	303	598	978	34.9	572	13	1931	69.0	425	15.2	486	0.9	80	185	5600

### 7-21 (3-11 Big Eight) Head Coach: Tom Miller

Assistants: Brad Nadborne, Mike Connors, Bill Perkins

#	Name	Class	Pos.	Ht.	Wt.	Hometown (High School)
15	Axley, Steve	Fr.	G	6-1	180	Tulsa, Okla. (Bishop Kelly)
22	Becker, Dan	Jr.	F	6-7	220	Winnipeg, Manitoba (Fort Richmond)
4	Chapman, Torrance	Jr.	G	6-3	180	Maywood, Ill. (Proviso East)
3	Countryman, Ken	Jr.	G	6-3	175	Los Angeles, Calif. (Beverly Hills)
30	Guest, Rodell	Fr.	F	6-5	215	Dayton, Ohio (Jefferson)
11	Jackson, Steve	Jr.	G	5-10	160	Denver, Colo. (Mullen)
33	Kuosman, David	Jr.	G	6-4	190	Colorado Spgs., Colo. (Mitchell)
24	Lee, Michael	Sr.	G	6-4	185	Las Vegas, Nev. (Western)
44	Markham, Bill	Fr.	C	6-11	230	Arlington Heights, Ill. (Hersey)
14	Molis, Brian	Fr.	G	6-4	185	Westchester, Ill. (St. Joseph's)
10	Nash, Kerry	So.	G	6-1	165	Denver, Colo. (George Washington)
21	Penix, Jeff	Jr.	G	6-0	175	Las Vegas, Nev. (Chaparral)
23	Robinson, Brian	Jr.	F	6-5	200	Denver, Colo. (George Washington)
32	Vaughan, Brent	So.	F	6-8	200	Bloomington, Ind. (South)
54	Wilke, Scott	Sr.	C	6-10	230	Panama, Iowa (Harlan)
12	Wise, Steve	Fr.	G	6-2	175	Detroit, Mich. (Southwestern)



Brian Robinson

### SEASON NOTES

- Scott Wilke was named to the All-Big Eight AP & UPI second team.
- Wilke averaged 21.5 points a game, the first time a CU player averaged that many since Scott Wedman in 1973-4 (20.0 ppg.).
- On Nov. 28, Wilke scored 24 points to lead CU to its 12th consecutive home-opening victory at the Events Center, as the Buffs defeated the Washington 75-61.
- On Jan. 9, CU broke a four-game losing streak as Wilke scored 24 points to lead the Buffs to a 83-72 victory over San Diego. Wilke's second basket of the evening gave him his 1000th career point, which made him the 14th Buff to reach the milestone.
- On Feb. 13, CU won its 500th game in Boulder, as the Buffs beat Oklahoma State 73-71.
- David Kuosman was named to the All-Big Eight Academic team.

Home: 6-7 Road: 1-12 Neutral: 0-2



## 1988-89

M	D	Year	Opponent	Score	FG	FGA	Pct.	3FG	3FGA	3Pct.	FT	FTA	Pct	OR	DR	TR	PF	Pts	Asst	TO	Blk	Stl	Min.
11	25	1988	SANTA BARBARA	L 70-71	21	57	.368	3	9	.333	25	36	.694	11	28	39	19	70	15	14	1	4	200
11	27	1988	at Washington	L 87-97	35	76	.461	2	10	.200	15	20	.750	18	21	39	27	87	18	22	2	10	200
11	30	1988	at Colorado State	L 72-73	28	51	.549	4	6	.667	12	16	.750	9	17	26	21	72	17	10	1	8	200
12	4	1988	^ vs. Purdue	W 67-66	27	65	.415	3	11	.273	10	14	.714	12	24	36	20	67	10	15	3	7	200
12	6	1988	UTAH	W 68-65	26	48	.542	0	4	.000	16	23	.696	12	20	32	19	68	11	18	1	5	200
12	8	1988	at Arkansas-Little Rock	L 66-89	23	59	.390	3	12	.250	17	30	.567	14	29	43	19	66	14	21	3	8	200
12	11	1988	ST. LOUIS	W 85-76 (ot)	28	58	.483	2	8	.250	27	45	.600	16	31	47	23	85	16	11	3	5	225
12	14	1988	at Wyoming	L 68-81	28	58	.483	1	7	.143	11	21	.524	13	23	36	31	68	14	19	2	4	200
12	23	1988	NORTHERN ARIZONA	W 82-59	33	65	.508	4	7	.571	12	19	.632	13	32	45	25	82	25	16	7	7	200
12	28	1988	% vs. Michigan State	L 57-60	24	57	.421	3	12	.250	6	10	.600	12	26	38	15	57	16	17	11	7	200
12	29	1988	% vs. St. Joseph's	W 72-54	25	52	.481	4	9	.444	18	30	.600	18	27	45	19	72	16	16	3	4	200
12	30	1988	% vs. Middle Tennessee St.	L 105-107 (ot)	37	68	.544	4	12	.333	27	34	.794	8	27	35	15	105	18	12	4	6	225
1	2	1989	at California	L 54-70	21	51	.412	2	17	.118	10	12	.833	9	26	35	29	54	14	19	4	2	200
1	7	1989	* MISSOURI	L 75-84	25	59	.424	4	12	.333	21	28	.750	15	22	37	22	75	13	15	1	5	200
1	11	1989	* at Iowa State	L 77-81 (ot)	32	66	.485	1	7	.143	12	16	.750	14	24	38	23	77	13	22	7	6	225
1	18	1989	* at Kansas State	L 84-98	32	60	.533	5	13	.385	15	21	.714	5	19	24	20	84	21	9	1	3	200
1	21	1989	* KANSAS	L 74-89	25	56	.446	4	14	.286	20	26	.769	13	19	32	17	74	15	22	1	8	200
1	25	1989	* at Oklahoma	L 86-122	32	73	.438	3	14	.214	19	25	.760	17	20	37	28	86	8	29	6	7	200
2	1	1989	* OKLAHOMA STATE	W 102-86	35	63	.556	6	11	.545	26	39	.667	17	32	49	27	102	18	19	6	3	200
2	8	1989	* NEBRASKA	W 83-80	31	61	.508	1	7	.143	20	25	.800	13	28	41	14	83	21	23	2	5	200
2	11	1989	* at Oklahoma State	L 82-100	32	70	.457	1	11	.091	17	23	.739	12	24	36	22	82	10	21	4	7	200
2	15	1989	* KANSAS STATE	L 79-87	32	60	.533	2	9	.222	13	19	.684	14	16	30	19	79	16	12	4	4	200
2	18	1989	* OKLAHOMA	L 88-106	33	76	.434	4	12	.333	18	30	.600	16	36	52	24	88	18	14	4	4	200
2	22	1989	* at Nebraska	L 59-97	23	68	.338	2	12	.167	11	18	.611	8	23	31	32	59	11	26	2	10	200
2	25	1989	* at Kansas	L 83-111	28	60	.467	6	12	.500	21	27	.778	6	15	21	32	83	16	20	3	10	200
3	1	1989	* IOWA STATE	L 68-83	27	70	.386	2	15	.133	12	16	.750	16	16	32	17	68	17	12	1	6	200
3	4	1989	* at Missouri	L 65-66	22	43	.512	6	11	.545	15	18	.833	4	21	25	22	65	9	15	2	4	200
3	10	1989	# vs. Oklahoma	L 87-95 (2ot)	32	81	.395	6	19	.316	17	23	.739	26	36	62	28	87	15	15	5	3	250

\*-Big Eight Conference; #-Big Eight Tournament - Kansas City; ^-Mile High Classic - Denver; %-Far West Classic - Portland, Ore.

Player	GP	GS	FG	FGA	Pct	3FG	3FGA	Pct	FT	FTA	Pct	OR	DR	TR	RPG	PF	FO	TP	PPG	Asst	APG	TO	A/TO	Blk	Stl	Min
Vandiver, Shaun	28	28	198	367	.540	1	4	.250	112	146	.767	91	204	295	10.5	101	8	509	18.2	56	2.0	80	0.7	16	14	991
Robinson, Brian	22	15	101	196	.515	6	12	.500	57	99	.576	46	71	117	5.3	65	4	265	12.0	24	1.1	53	0.5	2	8	545
Wise, Stevie	28	21	113	275	.411	40	125	.320	39	57	.684	9	55	64	2.3	70	2	305	10.9	86	3.1	83	1.0	9	37	814
Morton, Reggie	28	27	98	219	.447	15	58	.259	55	71	.775	26	57	83	3.0	76	1	266	9.5	100	3.6	69	1.4	0	25	934
Becker, Dan	28	13	85	183	.464	3	13	.231	73	98	.745	34	69	103	3.7	65	5	246	8.8	30	1.1	53	0.6	28	15	600
Hunter, James	5	2	11	22	.500	0	0	.000	8	12	.667	6	11	17	3.4	12	1	30	6.0	2	0.4	11	0.2	1	1	98
Guest, Rodell "House"	28	20	63	144	.438	1	4	.250	35	64	.547	48	70	118	4.2	91	5	162	5.8	38	1.4	45	0.8	22	14	536
Robinson, Randy	27	2	35	80	.438	0	7	.000	15	31	.484	26	34	60	2.2	43	1	85	3.1	26	1.0	24	1.1	4	15	325
Molis, Brian	26	6	25	77	.325	7	35	.200	20	22	.909	10	23	33	1.3	31	0	77	3.0	18	0.7	16	1.1	4	11	250
Penix, Jeff	26	2	28	74	.378	6	21	.286	11	16	.688	5	18	23	0.9	21	0	73	2.8	27	1.0	23	1.2	0	6	264
Vaughan, Brent	26	4	23	52	.442	2	7	.286	24	27	.889	16	15	31	1.2	26	0	72	2.8	7	0.3	19	0.4	7	11	253
Kuosman, David	18	0	10	31	.323	7	17	.412	9	13	.692	3	4	7	0.4	20	0	36	2.0	11	0.6	3	3.7	0	5	70
Markham, Bill	11	0	7	10	.700	0	0	.000	5	8	.625	3	9	12	1.1	8	0	19	1.7	0	0.0	4	0.0	1	0	42
Wynne, Tom	2	0	0	1	.000	0	0	.000	0	0	.000	0	0	0	0.0	0	0	0	0.0	0	0.0	1	0.0	0	0	3
TEAM															85											
	28		797	1731	.460	88	303	.290	463	664	.697	323	640	1048	37.4	629	27	2145	76.6	425	15.2	484	0.9	94	162	5725

### 7-21 (2-12 Big Eight) Head Coach: Tom Miller

Assistants: Mike Connors, Bobby Wilkerson, Gerry Freitas

#	Name	Class	Pos.	Ht.	Wt.	Hometown (High School)
22	Becker, Dan	Sr.	F	6-7	220	Winnipeg, Manitoba (Fort Richmond)
33	Guest, Rodell	So.	F	6-5	215	Dayton, Ohio (Jefferson)
34	Hunter, James	Fr.	G	6-4	185	Detroit, Mich. (Southwestern)
3	Kuosman, David	Sr.	G	6-4	190	Colorado Spgs., Colo. (Mitchell)
44	Markham, Bill	Fr.	C	6-11	230	Arlington Heights, Ill. (Hersey)
14	Molis, Brian	So.	G	6-4	185	Westchester, Ill. (St. Joseph's)
15	Morton, Reggie	Jr.	G	6-1	175	Derby, Kan. (Derby)
21	Penix, Jeff	Sr.	G	6-0	175	Las Vegas, Nev. (Chaparral)
23	Robinson, Brian	Sr.	F	6-5	225	Denver, Colo. (George Washington)
25	Robinson, Randy	Fr.	F	6-5	185	San Diego, Calif. (Kearny)
35	Vandiver, Shaun	So.	C	6-10	220	Boilingbrook, Ill. (Romeoville)
32	Vaughan, Brent	Jr.	F	6-8	200	Bloomington, Ind. (South)
12	Wise, Steve	So.	G	6-2	175	Detroit, Mich. (Southwestern)
4	Wynne, Tom	So.	G	6-5	200	Rockville, Md. (Rockville)

Home: 5-6 Road: 0-12 Neutral: 2-3



Reggie Morton

### SEASON NOTES

- Shaun Vandiver earned Big Eight Conference Newcomer of the Year (AP & UPI) and All-Big Eight second team honors (AP & UPI).
- Vandiver led the Big Eight in rebounding (10.5 rpg.) in all games and conference-only (10.0 rpg.).
- Vandiver became the eighth player at CU to average a double-double (18.2 ppg., 10.5 rpg.). His scoring average was sixth in the Big Eight and his rebounding average was No. 15 nationally.
- On Feb. 1, CU forward Brian Robinson scored 24 points with 12 rebounds, and Brent Vaughan added a career-high 20 points as CU knocked off Oklahoma State, 102-86, to snap a seven-game losing streak and picked up the teams' first conference victory of the season.
- On Feb. 8, Robinson poured in a career high 29 points with 11 rebounds, and Shaun Vandiver added 27 points and 15 rebounds, as CU held off Nebraska 83-80.
- CU forward Brent Vaughn was selected to the All-Big Eight Academic first-team.
- Vandiver was one of two Big Eight players to average a double-double (OU's Stacey King).
- Vandiver scored 509 points ranking ninth on the CU scoring list.

## 1989-90

M	D	Year	Opponent	Score	FG	FGA	Pct.	3FG	3FGA	3Pct.	FT	FTA	Pct	OR	DR	TR	PF	Pts	Asst	TO	Blk	Stl	Min.
11	24	1989	RICE	W 102-86	33	60	.550	7	14	.500	29	40	.725	10	32	42	29	102	19	18	4	5	200
11	27	1989	VALPARAISO	W 93-53	36	52	.692	4	8	.500	17	29	.586	7	29	36	17	93	18	10	3	6	200
11	30	1989	WYOMING	W 81-77	36	66	.545	1	9	.111	12	24	.500	13	17	30	16	85	20	12	2	11	200
12	2	1989	at Northern Arizona	W 70-54	28	61	.459	3	9	.333	11	13	.846	16	37	53	21	70	21	8	5	5	200
12	4	1989	ILLINOIS STATE	W 85-79	30	61	.492	0	5	.000	25	37	.676	10	30	40	19	85	13	17	9	2	200
12	8	1989	vs. Utah State	W 104-90	37	64	.578	5	10	.500	25	31	.806	13	21	34	24	104	20	19	2	7	200
12	9	1989	vs. Hawai'i	L 77-86	31	67	.463	2	4	.500	22	29	.759	14	17	31	15	86	20	7	2	9	200
12	13	1989	UC-IRVINE	W 98-83	40	79	.506	7	16	.438	11	16	.688	14	19	33	22	98	20	14	8	11	200
12	23	1989	at St. Louis	L 72-77	31	68	.456	6	18	.333	4	10	.400	10	34	44	24	72	14	24	5	8	200
12	29	1989	^ vs. Massachusetts	L 71-78	22	66	.333	4	18	.222	23	29	.793	11	24	35	27	71	12	10	3	4	200
12	30	1989	^ vs. North Carolina	L 101-106	39	73	.534	11	20	.550	12	17	.706	9	26	35	26	101	26	12	1	6	200
1	2	1990	at Eastern Michigan	L 86-109	31	66	.470	7	18	.389	17	24	.708	13	24	37	28	86	16	19	5	6	200
1	6	1990	* OKLAHOMA	L 61-66	25	54	.463	7	21	.333	4	4	1.000	4	23	27	13	61	13	11	2	6	200
1	13	1990	* KANSAS STATE	W 79-62	24	53	.453	6	13	.462	25	31	.806	10	28	38	20	79	18	7	4	2	200
1	17	1990	WISCONSIN-MILWAUKEE	92-74	36	67	.537	5	13	.385	15	22	.682	13	31	44	17	92	18	13	4	5	200
1	20	1990	* at Iowa State	L 95-117	40	79	.506	4	15	.267	11	19	.579	14	24	38	34	95	19	14	2	6	200
1	24	1990	* OKLAHOMA STATE	L 68-71	30	57	.526	3	6	.500	5	10	.500	8	27	35	25	68	21	14	1	5	200
1	27	1990	* MISSOURI	L 89-104	33	73	.452	8	23	.348	15	21	.714	12	22	34	25	89	18	17	5	8	200
1	31	1990	* at Kansas	L 69-90	22	60	.367	0	6	.000	25	34	.735	17	27	44	21	69	5	21	1	4	200
2	4	1990	* at Missouri	L 69-93	26	59	.441	4	18	.222	13	28	.464	13	24	37	27	69	11	11	2	5	200
2	7	1990	* NEBRASKA	L 82-91	29	64	.453	9	17	.529	15	29	.517	15	24	39	16	82	19	11	2	6	200
2	10	1990	* at Kansas State	L 65-93	28	70	.400	5	22	.227	4	11	.364	12	22	34	24	65	11	16	2	4	200
2	13	1990	* IOWA STATE	W 83-60	29	58	.500	2	7	.286	23	30	.767	14	31	45	21	83	17	9	0	4	200
2	16	1990	* at Oklahoma	L 64-86	24	65	.369	2	14	.143	14	17	.824	17	19	36	15	64	10	16	6	4	200
2	21	1990	* KANSAS	L 71-103	25	62	.403	2	8	.250	19	30	.633	16	18	34	18	71	16	20	3	5	200
2	25	1990	* at Oklahoma State	L 74-81	29	64	.453	9	18	.500	7	10	.700	20	14	34	27	74	15	19	2	7	200
2	28	1990	* at Nebraska	L 82-96	33	70	.471	7	21	.333	9	14	.643	13	16	29	25	82	21	14	0	7	200
3	9	1990	# vs. Missouri	W 92-88 (ot)	29	52	.558	6	12	.500	28	42	.667	9	26	35	19	92	11	13	6	5	225
3	10	1990	# vs. Oklahoma State	W 82-72	30	53	.566	4	11	.364	18	23	.783	10	28	38	21	82	12	10	2	2	200
3	11	1990	# vs. Oklahoma	L 80-92	27	68	.397	6	20	.300	20	25	.800	18	27	45	25	80	10	21	4	5	200

\*-Big Eight Conference; ^-Mile High Classic - Denver; #-Big Eight Tournament - Kansas City

Player	GP	GS	FG	FGA	Pct	3FG	3FGA	Pct	FT	FTA	Pct	OR	DR	TR	RPG	PF	FO	TP	PPG	Asst	APG	TO	A/TO	Blk	Stl	Min
Vandiver, Shaun	30	28	274	462	.593	3	14	.214	117	171	.684	111	225	336	11.2	102	3	668	22.3	62	2.1	76	0.8	36	18	1032
Wise, Stevie	30	30	195	449	.434	76	223	.341	133	158	.842	32	67	99	3.3	64	1	599	20.0	110	3.7	71	1.5	7	49	1034
Morton, Reggie	30	29	154	341	.452	43	115	.374	36	58	.621	28	71	99	3.3	67	1	387	12.9	143	4.8	87	1.6	2	27	1017
Ali, Asad	30	20	80	167	.479	0	0	.000	48	75	.640	50	81	131	4.4	98	5	208	6.9	34	1.1	56	0.6	9	17	691
Vaughan, Brent	30	19	69	151	.457	19	46	.413	32	43	.744	21	67	88	2.9	83	4	189	6.3	41	1.4	29	1.4	9	19	731
Guest, Rodell "House"	30	21	73	170	.429	0	1	.000	41	75	.547	53	103	156	5.2	100	4	187	6.2	26	0.9	56	0.5	24	17	671
Walters, Cody	29	0	23	53	.434	4	10	.400	30	46	.652	20	38	58	2.0	71	1	80	2.8	21	0.7	32	0.7	1	3	374
Markham, Bill	25	2	17	38	.447	0	1	.000	12	21	.571	8	15	23	0.9	29	0	46	1.8	5	0.2	4	1.3	7	2	134
Terrell, Johnny	29	1	18	52	.346	0	8	.000	14	21	.667	4	18	22	0.8	40	0	50	1.7	30	1.0	22	1.4	2	7	257
Wynne, Tom	4	0	2	4	.500	2	3	.667	0	1	.000	0	4	4	1.0	2	0	6	1.5	0	0.0	2	0.0	0	0	11
Ball, Steve	16	0	6	12	.500	0	2	.000	5	12	.417	3	6	9	0.6	5	0	17	1.1	6	0.4	3	2.0	0	5	48
Garcia, Gerardo	7	0	0	2	.000	0	0	.000	0	1	.000	0	3	3	0.4	4	0	0	0.0	2	0.3	1	2.0	0	0	12
Purchase, Brian	4	0	0	1	.000	0	0	.000	0	2	.000	1	1	2	0.5	0	0	0	0.0	0	0.0	0	0.0	0	0	6
Williams, Alfred	1	0	0	0	.000	0	0	.000	0	0	.000	0	1	1	1.0	0	0	0	0.0	0	0.0	0	0.0	0	1	1
Woolfork, Ronnie	4	0	0	1	.000	0	0	.000	0	1	.000	1	0	1	0.3	1	0	0	0.0	0	0.0	0	0.0	0	0	6
TEAM															108											
	30		911	1903	.479	147	423	.348	468	685	.683	332	700	1140	38.0	666	19	2437	81.2	480	16.0	439	1.1	97	165	6025

### 12-18 (2-12 Big Eight) Head Coach: Tom Miller

Assistants: Mike Connors, Bobby Wilkerson, Gerry Freitas

#	Name	Class	Pos.	Ht.	Wt.	Hometown (High School)
11	Ali, Asad	Jr.	F	6-7	210	Las Vegas, Nev. (Rancho)
14	Ball, Steve	Fr.	G	6-1	185	Kirkville, Mo. (Kirkville)
33	Guest, Rodell	Jr.	F	6-6	220	Dayton, Ohio (Jefferson)
34	Hunter, James	So.	G/F	6-5	190	Detroit, Mich. (Southwestern)
44	Markham, Bill	So.	C	6-11	230	Arlington Heights, Ill. (Hersey)
15	Morton, Reggie	Sr.	G	6-1	175	Derby, Kan. (Derby)
3	Terrell, Johnny	Fr.	G	6-3	180	Inglewood, Calif. (Inglewood)
35	Vandiver, Shaun	Jr.	C	6-10	220	Boilingbrook, Ill. (Romeoville)
32	Vaughan, Brent	Sr.	F	6-8	200	Bloomington, Ind. (South)
24	Walters, Cody	Jr.	G/F	6-5	195	Hutchington, Kan. (Hutchington)
12	Wise, Steve	Jr.	G	6-3	180	Detroit, Mich. (Southwestern)
22	Wynne, Tom	Jr.	G	6-5	200	Rockville, Md. (Rockville)

Home: 8-5 Road: 1-9 Neutral: 3-4



Shaun Vandiver

### SEASON NOTES

- Shaun Vandiver (22.3 ppg.) and Steve Wise (20.0) finished the season as the Big Eight's No. 1 and 2 scorers, respectively, marking the first time two Buffs have accomplished that.
- Vandiver was selected to the All-Big Eight first team (AP & UPI); named honorable mention All-American.
- Wise earned All-Big Eight honorable mention honors (AP & UPI).
- On March 9-11, CU, seeded last at the conference tourney, pulled off back-to-back upsets over Missouri and Oklahoma State to become the first eighth-seeded team to make it to the championship game of the Big Eight Postseason Tournament.
- Vandiver scored 75 points (sixth-best all-time tourney effort) and grabbed 41 rebounds (tournament record) in CU's three games. He became only the third tournament MVP to come from a losing team.
- Vandiver scored the second-most points (668) in school history. Cliff Meely scored 729 in 1970-71.
- Head coach Tom Miller ended his four-year run (1986-90) with a record of 35-79 (.307).
- On March 29, Joe Harrington was named as CU's 15th head basketball coach.



# COLORADO BUFFALOES

## 1990-91

M	D	Year	Opponent	Score	FG	FGA	Pct.	3FG	3FGA	3Pct.	FT	FTA	Pct	OR	DR	TR	PF	Pts	Asst	TO	Blk	Stl	Min.
11	23	1990	CAL STATE-NORTHRI	W 113-89	43	89	.483	5	21	.238	22	32	.688	25	34	59	15	113	30	24	2	12	200
11	26	1990	at Rice	L 68-77	27	73	.370	4	22	.182	10	14	.714	13	23	36	18	68	10	10	4	8	200
11	28	1990	at Texas-San Antonio	W 100-89	39	65	.600	4	8	.500	18	28	.643	12	25	37	16	100	12	22	2	16	200
12	1	1990	at Southwest Missouri	W 78-60	35	62	.565	3	7	.429	5	10	.500	9	23	32	17	78	13	11	8	7	200
12	4	1990	WISCONSIN-GREEN BAY	L 78-83	31	59	.525	9	19	.474	7	12	.583	13	19	32	18	78	17	18	1	6	200
12	7	1990	^ CENTRAL CONN. STATE	W 124-108	48	92	.522	2	14	.143	26	41	.634	19	40	59	16	124	32	23	11	17	200
12	8	1990	^ EASTERN MICHIGAN	W 88-81	31	64	.484	6	15	.400	20	24	.833	10	22	32	15	88	21	9	1	6	200
12	12	1990	at Wyoming	L 60-62	26	59	.441	2	12	.167	6	12	.500	10	30	40	16	60	12	10	7	7	200
12	23	1990	STANFORD	W 89-79	33	57	.579	9	19	.474	14	21	.667	7	19	26	17	89	19	14	2	3	200
12	29	1990	TENNESSEE STATE	W 124-82	48	90	.533	8	22	.364	20	30	.667	22	35	57	22	124	31	17	5	7	200
1	2	1991	at San Diego	W 89-82 (ot)	30	71	.423	6	14	.429	23	26	.885	16	27	43	26	89	15	26	4	7	225
1	5	1991	* IOWA STATE	W 105-81	41	78	.526	12	24	.500	11	14	.786	14	19	33	18	105	25	12	1	13	200
1	9	1991	at Wake Forest	W 89-72	28	52	.538	6	8	.750	27	30	.900	11	25	36	11	89	10	11	1	4	200
1	12	1991	* at Oklahoma	L 97-113	37	82	.451	3	20	.150	20	28	.714	14	19	33	27	97	11	12	2	9	200
1	19	1991	SOUTHWEST MISSOURI	W 69-67	22	44	.500	6	16	.375	19	25	.760	7	25	32	21	69	16	9	7	5	200
1	22	1991	* NEBRASKA	W 86-69	27	70	.386	7	25	.280	25	29	.862	16	37	53	20	86	17	17	4	3	200
1	26	1991	* at Kansas	L 62-95	24	54	.444	2	9	.222	12	19	.632	11	24	35	24	62	6	30	4	10	200
1	30	1991	* OKLAHOMA STATE	L 66-76	27	64	.422	5	19	.263	7	12	.583	15	16	31	17	66	14	9	4	7	200
2	2	1991	* at Kansas State	L 72-73	27	52	.519	5	11	.455	13	15	.867	9	13	22	16	72	16	14	5	5	200
2	6	1991	* MISSOURI	L 67-75 (ot)	25	74	.338	8	24	.333	9	12	.750	21	25	46	19	67	16	17	5	5	225
2	9	1991	* at Nebraska	L 72-86	27	71	.380	7	27	.259	11	17	.647	13	20	33	23	72	17	10	2	9	200
2	13	1991	* KANSAS STATE	W 85-71	28	53	.528	8	15	.533	21	28	.750	7	23	30	16	85	21	14	4	8	200
2	16	1991	* at Iowa State	W 84-78	31	57	.544	3	6	.500	19	27	.704	11	23	34	22	84	18	16	2	6	200
2	20	1991	* KANSAS	W 79-71	29	61	.475	10	21	.476	11	13	.846	12	27	39	13	79	21	13	6	2	200
2	24	1991	* at Oklahoma State	L 67-79	22	43	.512	3	11	.273	20	25	.800	7	21	28	25	67	10	19	3	1	200
2	27	1991	* OKLAHOMA	L 68-69	30	68	.441	4	21	.190	4	8	.500	11	22	33	17	68	19	11	5	6	200
3	2	1991	* at Missouri	L 51-76	16	61	.262	4	27	.148	15	26	.577	16	22	38	21	51	9	12	4	8	200
3	8	1991	# vs. Kansas	L 76-82	25	59	.424	4	15	.267	22	29	.759	17	23	40	23	76	10	17	5	9	200
3	13	1991	& MICHIGAN	W 71-64	22	58	.379	3	14	.214	24	30	.800	14	23	37	16	71	12	7	2	10	200
3	18	1991	& WYOMING	W 83-75	32	62	.516	4	16	.250	15	21	.714	11	19	30	15	83	23	10	3	9	200
3	21	1991	& ARKANSAS STATE	W 81-75	26	40	.650	7	11	.636	22	26	.846	2	14	16	17	81	16	7	1	9	200
3	25	1991	& vs. Oklahoma	L 78-88	29	80	.363	6	27	.222	14	20	.700	23	16	39	25	78	17	13	0	10	200
3	27	1991	& vs. Massachusetts	W 98-91	30	53	.566	5	9	.556	33	45	.733	12	22	34	18	98	18	17	2	11	200

\*-Big Eight Conference; #-Big Eight Tournament - Kansas City; &-NIT-Neutral Site Games at Madison Square Garden, New York, N.Y.; ^-Mile High Classic - Boulder

Player	GP	GS	FG	FGA	Pct	3FG	3FGA	Pct	FT	FTA	Pct	OR	DR	TR	RPG	PF	FO	TP	PPG	Asst	APG	TO	A/TO	Blk	Stl	Min
Vandiver, Shaun	33	33	278	478	.582	6	19	.316	137	182	.753	114	217	331	10.0	105	5	699	21.2	65	2.0	73	0.9	38	17	1122
Wise, Stevie	33	33	223	541	.412	86	271	.317	123	161	.764	31	70	101	3.1	73	1	655	19.8	102	3.1	96	1.1	5	69	1127
Hunter, James	33	32	127	294	.432	40	103	.388	46	67	.687	41	82	123	3.7	77	2	340	10.3	62	1.9	75	0.8	9	38	1026
Law, Billy	33	31	67	170	.394	22	75	.293	98	122	.803	20	81	101	3.1	79	1	254	7.7	170	5.2	75	2.3	7	55	937
Guest, Rodell "House"	33	30	96	203	.473	0	1	.000	59	92	.641	69	116	185	5.6	95	3	251	7.6	28	0.8	47	0.6	42	26	859
Gentry, Charles	2	0	5	11	.455	0	0	.000	2	6	.333	1	7	8	4.0	0	0	12	6.0	4	2.0	2	2.0	0	3	25
Ali, Asad	33	1	78	151	.517	2	7	.286	28	34	.824	48	70	118	3.6	68	3	186	5.6	36	1.1	39	0.9	7	14	520
Walters, Cody	33	5	49	122	.402	20	52	.385	20	35	.571	22	34	56	1.7	67	1	138	4.2	48	1.5	32	1.5	7	25	564
Robinson, Randy	26	0	36	77	.468	0	7	.000	17	27	.630	31	19	50	1.9	28	0	89	3.4	22	0.8	18	1.2	1	9	236
Terrell, Johnny	12	0	15	27	.556	2	5	.400	6	10	.600	1	3	4	0.3	4	0	38	3.2	9	0.8	11	0.8	0	5	69
Elmburg, Eric	6	0	4	9	.444	1	6	.167	0	0	.000	1	1	2	0.3	1	0	9	1.5	0	0.0	1	0.0	0	1	15
Markham, Bill	25	0	16	28	.571	0	0	.000	5	7	.714	5	13	18	0.7	20	0	37	1.5	3	0.1	8	0.4	6	0	108
Mann, Cornell	7	0	2	6	.333	1	3	.333	4	6	.667	0	6	6	0.9	3	0	9	1.3	12	1.7	8	1.5	0	1	42
TEAM															108											
	33		996	2117	.470	180	549	.328	545	749	.728	384	719	1211	36.7	620	16	2717	82.3	561	17.0	485	1.2	122	263	6650

### 19-14 (5-9 Big Eight) Head Coach: Joe Harrington

Assistants: Tom Abatemarco, Dereck Whittenburg,

Scott Sanderson

#	Name	Class	Pos.	Ht.	Wt.	Hometown (High School)
11	Ali, Asad	Sr.	F	6-7	210	Las Vegas, Nev. (Rancho)
13	Gentry, Charles	Fr.	F	6-7	210	Dallas, Texas (Kimball)
33	Guest, Rodell	Sr.	F	6-5	240	Dayton, Ohio (Jefferson)
34	Hunter, James	Jr.	G/F	6-6	225	Detroit, Mich. (Southwestern)
15	Law, Billy	Jr.	G	5-10	170	Oklahoma City, Okla. (Southeast)
42	Lockley, Larry	Jr.	G	6-3	185	Los Angeles, Calif. (Banning)
32	Mann, Cornell	Fr.	G	6-1	185	Ferndale, Mich. (Ferndale)
44	Markham, Bill	Jr.	C	6-11	245	Arlington Heights, Ill. (Hersey)
25	Robinson, Randy	So.	F	6-7	215	San Diego, Calif. (Kearny)
3	Terrell, Johnny	So.	G	6-3	180	Inglewood, Calif. (Inglewood)
35	Vandiver, Shaun	Sr.	C	6-10	240	Boilingbrook, Ill. (Romeoville)
24	Walters, Cody	Sr.	G/F	6-5	195	Hutchington, Kan. (Hutchington)
12	Wise, Steve	Sr.	G	6-4	200	Detroit, Mich. (Southwestern)

Home: 13-4 Road: 5-8 Neutral: 1-2



Shaun Vandiver, Cliff Meely, Stevie Wise

### SEASON NOTES

- Shaun Vandiver averaged 21.2 points and 10 rebounds per game, to earn first team All-Big Eight honors (AP & UPI) and a spot on the NIT all-tournament team.

- Vandiver is the first CU player to average a double-double in all three years since Cliff Meely (1968-71).

- Stevie Wise was an All-Big Eight second team selection (AP & UPI).

- The Buffs' win at Iowa State snapped their 56-game regular-season road-losing streak in league play.

- CU ended a 22-year postseason drought earning a berth to the 1991 National Invitation Tournament, finishing third.

- CU won their last game of the season for the first time in 16 seasons.

- The Buffs finished the season with a 19-14 record, their best in 21 seasons.

- The Events/Conference Center, home of the Buffaloes, was renamed the Coors Events Center.



Joe Harrington

1990-91 – 1995-96

## 1991-92

M	D	Year	Opponent	Score	FG	FGA	Pct.	3FG	3FGA	3Pct.	FT	FTA	Pct	OR	DR	TR	PF	Pts	Ast	TO	Blk	Stl	Min.
11	25	1991	TOWSON STATE	W 93-83	29	54	.537	4	9	.444	31	49	.633	15	28	43	24	93	16	20	6	7	200
11	30	1991	at Stanford	L 58-71	23	54	.426	4	11	.364	8	15	.533	11	22	33	27	58	9	19	4	10	200
12	2	1991	at UC-Irvine	W 73-70 (2ot)	26	69	.377	3	13	.231	18	24	.750	17	26	43	26	73	11	22	5	13	250
12	6	1991	^ MERCER	W 78-61	30	54	.556	3	7	.429	15	20	.750	10	27	37	14	78	16	23	5	9	200
12	7	1991	^ GEORGIA	W 69-58	21	55	.382	1	5	.200	26	34	.765	14	22	36	16	69	12	13	4	9	200
12	11	1991	WYOMING	L 58-60	24	50	.480	5	10	.500	5	12	.417	9	19	28	20	58	18	21	4	10	200
12	21	1991	NORTHERN ARIZONA	W 90-66	34	66	.515	8	16	.500	14	21	.667	12	26	38	13	90	19	18	2	12	200
12	23	1991	TEXAS-SAN ANTONIO	W 101-86	39	73	.534	7	15	.467	16	19	.842	14	22	36	17	101	22	12	3	9	200
12	28	1991	at Colorado State	W 75-57	29	56	.518	5	12	.417	12	17	.706	10	28	38	22	75	14	16	3	7	200
1	2	1992	at Wisconsin-Green Bay	L 60-69	20	47	.426	1	14	.071	19	27	.704	14	14	28	22	60	8	14	6	7	200
1	4	1992	at North Carolina	L 64-85	24	70	.343	6	13	.462	10	18	.556	18	27	45	19	64	10	17	3	7	200
1	7	1992	SAN DIEGO	W 71-63	24	56	.429	4	9	.444	19	35	.543	16	21	37	18	71	15	13	4	8	200
1	11	1992	* NEBRASKA	L 74-84	29	67	.433	6	24	.250	10	14	.714	11	17	28	20	74	23	14	4	12	200
1	15	1992	COLORADO STATE	W 76-59	28	56	.500	7	14	.500	13	24	.542	13	26	39	16	76	21	9	6	9	200
1	18	1992	* KANSAS	L 80-81	28	60	.467	4	15	.267	20	35	.571	15	19	34	23	80	16	15	8	11	200
1	25	1992	* at Missouri	L 52-69	23	57	.404	1	9	.111	5	16	.313	7	22	29	18	52	6	14	3	10	200
2	1	1992	* at Kansas State	L 56-62	22	51	.431	5	14	.357	7	18	.389	10	18	28	21	56	15	17	5	8	200
2	5	1992	* OKLAHOMA	W 70-68 (ot)	21	56	.375	4	12	.333	24	38	.632	18	28	46	18	70	13	20	6	8	225
2	10	1992	* at Iowa State	L 82-96 (ot)	32	68	.471	4	20	.200	14	22	.636	15	20	35	23	82	14	21	6	10	225
2	12	1992	* OKLAHOMA STATE	W 57-53	23	48	.479	2	8	.250	9	13	.692	9	19	28	16	57	13	12	7	9	200
2	15	1992	* at Kansas	L 45-82	13	53	.245	1	12	.083	18	31	.581	15	16	31	12	45	8	30	5	13	200
2	19	1992	* MISSOURI	W 77-60	29	51	.569	4	10	.400	15	19	.789	5	22	27	14	77	22	11	7	12	200
2	22	1992	* at Oklahoma	L 83-99	30	73	.411	9	21	.429	14	25	.560	22	22	44	23	83	13	15	5	3	200
2	26	1992	* KANSAS STATE	L 66-74	24	61	.393	4	24	.167	14	22	.636	9	21	30	25	66	12	10	5	11	200
2	29	1992	* at Nebraska	L 70-84	29	69	.420	4	22	.182	8	19	.421	18	23	41	26	70	19	18	6	10	200
3	4	1992	* at Oklahoma State	L 63-69	24	46	.522	0	7	.000	15	24	.625	11	17	28	23	63	9	15	0	6	200
3	7	1992	* IOWA STATE	W 87-83	26	51	.510	2	7	.286	33	41	.805	16	21	37	13	87	16	18	5	6	200
3	13	1992	# vs. Kansas	L 66-84	22	66	.333	7	16	.438	15	23	.652	16	17	33	23	66	9	11	4	9	200

\*-Big Eight Conference; #-Big Eight Tournament - Kansas City; ^-Mile High Classic - Boulder

Player	GP	GS	FG	FGA	Pct	3FG	3FGA	Pct	FT	FTA	Pct	OR	DR	TR	RPG	PF	FO	TP	PPG	Ast	APG	TO	A/TO	Blk	Stl	Min
Boyce, Donnie	28	28	163	389	.419	25	90	.278	66	117	.564	48	85	133	4.8	95	5	417	14.9	87	3.1	105	0.8	27	68	938
Robinson, Randy	28	19	162	295	.549	9	29	.310	62	90	.689	58	75	133	4.8	98	7	395	14.1	49	1.8	69	0.7	19	63	854
Law, Billy	28	28	81	225	.360	34	97	.351	98	138	.710	27	87	114	4.1	84	5	294	10.5	151	5.4	71	2.1	3	59	983
Dean, Mark	28	10	86	170	.506	0	1	.000	70	93	.753	81	87	168	6.0	53	0	242	8.6	16	0.6	37	0.4	5	16	671
Hunter, James	25	15	78	190	.411	20	62	.323	29	38	.763	28	48	76	3.0	48	0	205	8.2	41	1.6	45	0.9	1	9	598
Hodges, Poncho	28	27	65	137	.474	0	1	.000	61	127	.480	52	119	171	6.1	80	1	191	6.8	9	0.3	66	0.1	73	18	829
Price, Greg	15	1	18	36	.500	5	12	.417	5	9	.556	5	13	18	1.2	21	0	46	3.1	3	0.2	8	0.4	1	4	124
Terrell, Johnny	19	2	21	61	.344	6	30	.200	8	11	.727	5	12	17	0.9	24	1	56	2.9	14	0.7	20	0.7	1	1	157
Golgart, Sande	24	9	24	51	.471	2	5	.400	13	21	.619	13	15	28	1.2	16	0	63	2.6	12	0.5	11	1.1	2	6	243
Stephens, Joe	19	0	12	38	.316	5	19	.263	7	11	.636	3	5	8	0.4	13	0	36	1.9	1	0.1	10	0.1	0	2	90
Pulliam, Anthony	26	0	14	38	.368	9	23	.391	6	16	.375	5	11	16	0.6	13	0	43	1.7	17	0.7	16	1.1	0	8	179
Koonce, Nathan	3	0	2	3	.667	0	0	.000	0	0	.000	3	1	4	1.3	0	0	4	1.3	0	0.0	0	0.0	0	0	5
Markham, Bill	11	1	0	4	.000	0	0	.000	2	4	.500	0	2	2	0.2	7	0	2	0.2	0	0.0	0	0.0	0	1	29
TEAM												15	23	38												
	28		726	1637	.444	137	435	.315	434	691	.628	358	606	964	34.4	569	52	2023	72.3	409	14.6	462	0.9	332	255	5700

### 13-15 (4-10 Big Eight) Head Coach: Joe Harrington Assistants: Tom Abatemarco, Dereck Whittenburg, Scott Sanderson

#	Name	Class	Pos.	Ht.	Wt.	Hometown (High School)
24	Boyce, Donnie	Fr.	G/F	6-5	195	Maywood, Ill. (Proviso East)
52	Dean, Mark	So.	F	6-8	200	Nassau, Bahamas (Bailey)
21	Golgart, Sande	Fr.	G/F	6-6	190	Arvada, Colo. (Arvada)
2	Hodges, Poncho	Jr.	C	6-9	230	Seat Pleasant, Md. (De Matha)
34	Hunter, James	Sr.	G/F	6-4	220	Detroit, Mich. (Southwestern)
15	Law, Billy	Sr.	G	5-10	170	Oklahoma City, Okla. (Southeast)
44	Markham, Bill	Sr.	C	6-11	245	Arlington Heights, Ill. (Hersey)
4	Price, Greg	Sr.	F/C	6-11	210	Littleton, Colo. (Arapahoe)
10	Pulliam, Anthony	Fr.	G	6-3	185	Rock Island, Ill. (Rock Island)
25	Robinson, Randy	Jr.	F	6-7	215	San Diego, Calif. (Kearny)
32	Stephens, Joe	Fr.	F	6-7	210	Houston, Texas (North Shore)
3	Terrell, Johnny	Jr.	G	6-1	180	Inglewood, Calif. (Inglewood)

Home: 11-4 Road: 2-10 Neutral: 0-1



Billy Law

### SEASON NOTES

- Donnie Boyce led the team in points (14.9 ppg.), was second in assists (3.1 apg.), third in rebounds (4.8 rpg.); and was selected to the Big Eight All-Freshman team.
- Boyce became the third freshman to lead the team in scoring and first since Matt Bullard (1985-86).
- CU earned the nickname of "Wednesday Warriors" after pulling off three upset defeats of top-ranked teams on successive Wednesdays. During the first three Wednesdays of February, the Buffs surprised No. 22 Oklahoma, No. 2 Oklahoma State, and No. 9 Missouri.
- Poncho Hodges finished No. 16 nationally in blocked shots (73).
- Randy Robinson led the Buffs from the field with a 54.9 FG% tying for 10th at CU.
- Boyce scored 21 points in first game with CU making it the second-best debut since Emmett Lewis (31 pts.) in 1975.
- CU played their way to an 11-4 home record and a .733 winning percentage.



M	D	Year	Opponent	Score	FG	FGA	Pct.	3FG	3FGA	3Pct.	FT	FTA	Pct.	OR	DR	TR	PF	Pts	Asst	TO	Blk	Stl	Min.
12	1	1992	COLORADO STATE	W 72-63	24	51	.471	5	11	.455	19	31	.613	13	21	34	26	72	16	22	5	14	200
12	4	1992	^ WAGNER	W 74-66	27	56	.482	6	13	.462	14	31	.452	20	27	47	15	74	20	22	10	8	200
12	5	1992	^ MIDDLE TENNESSEE STATEW	97-57	39	63	.619	4	7	.571	15	22	.682	11	32	43	14	97	26	11	7	12	200
12	8	1992	WISCONSIN-GREEN BAY	W 86-61	26	53	.491	5	16	.313	29	42	.690	12	25	37	22	86	17	15	5	17	200
12	19	1992	at Wyoming	L 72-79	27	69	.391	5	27	.185	13	29	.448	21	16	37	27	72	16	18	5	8	200
12	27	1992	# vs. St. Francis	W 79-61	27	47	.574	2	5	.400	23	38	.605	13	34	47	20	79	14	28	8	8	200
12	28	1992	# at Indiana	L 65-85	28	73	.384	2	14	.143	7	10	.700	19	24	43	17	65	15	19	6	7	200
12	30	1992	at Georgia	L 63-75	27	59	.458	4	12	.333	5	13	.385	17	20	37	24	63	11	25	4	7	200
1	2	1993	at Missouri-Kansas City	L 59-63	22	44	.500	5	11	.455	10	19	.526	10	22	32	18	59	15	19	4	6	200
1	6	1993	CENTENARY	W 117-96	42	74	.568	4	16	.250	29	39	.744	21	34	55	26	117	29	17	4	10	200
1	9	1993	* MISSOURI	L 87-91	27	67	.403	7	24	.292	26	34	.765	17	22	39	33	87	19	15	3	6	200
1	13	1993	BUFFALO	W 93-50	35	60	.583	2	9	.222	21	27	.778	12	29	41	19	93	24	24	10	17	200
1	16	1993	* at Kansas State	L 78-83 (ot)	32	61	.525	1	6	.167	13	25	.520	15	16	31	26	78	15	22	4	9	225
1	20	1993	MISSOURI-KANSAS CITY	W 88-66	27	64	.422	4	14	.286	30	39	.769	18	30	48	23	88	15	16	3	5	200
1	23	1993	* KANSAS	L 51-82	19	49	.388	2	9	.222	11	16	.688	6	16	22	18	51	11	19	5	12	200
1	25	1993	* NEBRASKA	L 67-82	24	53	.453	3	7	.429	16	26	.615	10	18	28	20	67	11	16	9	8	200
1	31	1993	* at Oklahoma	L 70-94	28	66	.424	1	6	.167	13	20	.650	20	22	42	20	70	5	25	7	4	200
2	3	1993	* OKLAHOMA STATE	L 61-85	24	57	.421	7	17	.412	6	14	.429	8	21	29	20	61	16	24	8	7	200
2	6	1993	* at Iowa State	L 74-94	32	68	.471	5	14	.357	5	15	.333	17	29	46	25	74	10	28	1	5	200
2	13	1993	* at Oklahoma State	L 59-77	20	50	.400	5	14	.357	14	23	.609	9	19	28	17	59	9	21	6	5	200
2	16	1993	* KANSAS STATE	W 88-77	30	51	.588	5	8	.625	23	35	.657	9	24	33	20	88	17	13	10	8	200
2	20	1993	* OKLAHOMA	W 84-80	25	57	.439	8	15	.533	26	35	.743	20	25	45	15	84	22	13	5	4	200
2	24	1993	* at Nebraska	L 67-76	17	56	.304	3	18	.167	30	39	.769	16	19	35	27	67	8	20	4	10	200
2	27	1993	* at Kansas	L 68-72	25	56	.446	5	12	.417	13	21	.619	13	18	31	18	68	7	19	7	11	200
3	3	1993	* IOWA STATE	L 66-67	27	55	.491	4	12	.333	8	15	.533	10	30	40	15	66	13	14	7	4	200
3	6	1993	* at Missouri	L 53-70	18	50	.360	4	14	.286	13	21	.619	8	26	34	23	53	5	21	6	15	200
3	12	1993	# vs. Kansas	L 65-82	17	38	.447	3	6	.500	28	38	.737	10	21	31	22	65	5	21	5	5	200

\*-Big Eight Conference; #-Big Eight Tournament - Kansas City; ^-Mile High Classic - Boulder; #-Hoosier Classic (Bloomington, Ind.)

Player	GP	GS	FG	FGA	Pct	3FG	3FGA	Pct	FT	FTA	Pct	OR	DR	TR	RPG	PF	FO	TP	PPG	Asst	APG	TO	A/TO	Blk	Stl	Min
Boyce, Donnie	27	25	184	404	.455	23	73	.315	124	194	.639	70	98	168	6.2	91	6	515	19.1	96	3.6	96	1.0	18	52	896
Robinson, Randy	27	27	151	322	.469	28	81	.346	81	122	.664	42	86	128	4.7	101	9	411	15.2	72	2.7	113	0.6	14	56	843
Hodges, Poncho	27	27	110	203	.542	0	0	.000	107	158	.677	77	125	202	7.5	63	3	327	12.1	17	0.6	63	0.3	58	14	849
Allen, Ted	27	22	88	161	.547	4	10	.400	34	53	.642	54	97	151	5.6	94	4	214	7.9	23	0.9	71	0.3	53	27	623
Terrell, Johnny	26	7	40	112	.357	21	67	.313	18	24	.750	10	18	28	1.1	43	1	119	4.6	22	0.8	26	0.8	2	11	359
Dean, Mark	4	0	6	14	.429	0	0	.000	3	8	.375	5	14	19	4.8	5	0	15	3.8	0	0.0	6	0.0	1	3	64
Hefty, Pete	25	17	24	66	.364	11	28	.393	35	49	.714	7	32	39	1.6	61	3	94	3.8	54	2.2	51	1.1	3	27	523
Golgart, Sande	27	5	39	79	.494	6	17	.353	12	21	.571	24	32	56	2.1	37	0	96	3.6	37	1.4	25	1.5	1	18	475
Schulte, Jon	24	1	29	58	.500	0	0	.000	18	39	.462	26	37	63	2.6	34	1	76	3.2	11	0.5	25	0.4	7	5	251
Williams, Kirk	20	1	18	37	.486	6	11	.545	14	24	.583	6	16	22	1.1	20	0	56	2.8	20	1.0	17	1.2	1	6	173
Stephens, Joe	11	0	10	27	.370	3	11	.273	4	8	.500	3	8	11	1.0	5	0	27	2.5	2	0.2	5	0.4	1	2	65
Pulliam, Anthony	23	3	17	64	.266	9	39	.231	10	17	.588	11	30	41	1.8	17	0	53	2.3	37	1.6	28	1.3	0	11	304
TEAM	27		716	1547	.463	111	337	.329	460	717	.642	374	641	1015	37.6	571	27	2003	74.2	391	14.5	526	0.7	159	232	5425

### 10-17 (2-12 Big Eight) Head Coach: Joe Harrington Assistants: Tom Abatemarco, Dereck Whittenburg, Scott Sanderson

#	Name	Class	Pos.	Ht.	Wt.	Hometown (High School)
45	Allen, Ted	So.	F/C	6-10	225	Las Vegas, Nev. (Rancho)
24	Boyce, Donnie	So.	G	6-5	195	Maywood, Ill. (Proviso East)
52	Dean, Mark	Jr.	F	6-8	200	Nassau, Bahamas (Bailey)
43	Frandeen, Rich	Fr.	F	6-8	200	Edina, Minn. (Edina)
21	Golgart, Sande	So.	G/F	6-6	190	Arvada, Colo. (Arvada)
12	Hefty, Pete	Fr.	G	6-0	170	Wheat Ridge, Colo. (Wheat Ridge)
33	Hodges, Poncho	Sr.	C	6-9	230	Seat Pleasant, Md. (De Matha)
4	Jacobson, Anders	Jr.	G/F	6-7	190	Littleton, Colo. (Littleton)
22	Koonce, Nathan	So.	F	6-6	210	Montrose, Colo. (Montrose)
19	Page, Dameon	Fr.	G	6-5	195	Colorado Spgs., Colo. (Sierra)
10	Pulliam, Anthony	So.	G	6-3	185	Rock Island, Ill. (Rock Island)
25	Robinson, Randy	Sr.	G/F	6-7	215	San Diego, Calif. (Kearny)
55	Schulte, Jon	Jr.	F/C	6-10	220	Harrisville, R.I. (Burrillville)
32	Stephens, Joe	So.	F	6-7	210	Houston, Texas (North Shore)
3	Terrell, Johnny	Sr.	G	6-1	180	Inglewood, Calif. (Inglewood)
23	Williams, Kirk	Fr.	G	6-4	175	Las Vegas, Nev. (Valley)

Home: 9-5 Road: 0-10 Neutral: 1-2



Poncho Hodges

### SEASON NOTES

- CU had multiple players receive post-season honors, including All-Big Eight first team (Donnie Boyce), Phillips 66 Academic All-Big Eight Team (Kirk Williams), All-Big Eight Defensive Team (Poncho Hodges), All-Big Eight Most Improved Team (Poncho Hodges).

- Donnie Boyce continued to develop and prove himself as a top-notch player in the Big Eight. Boyce led CU and was second in the Big Eight in points per game (19.1); he also led CU in assists per game (3.6), and was second in rebounds per game (6.2).

- Poncho Hodges (30, 2.1) and Ted Allen (27, 1.9) finished first and second, respectively in the conference blocked shots, marking the first time since 1953 that two teammates ranked one-two in that category.

- Ted Allen was named to the Hoosier Classic All-Tournament Team with a career-best 11 rebounds vs. IU.

- The Buffs began the season with a 5-1 mark after six games, notching the best starting record in the Joe Harrington era.

- For the fourth straight season the Buffaloes finished with an above .500 winning percentage at home.

M	D	Year	Opponent	Score	FG	FGA	Pct.	3FG	3FGA	3Pct.	FT	FTA	Pct	OR	DR	TR	PF	Pts	Ast	TO	Blk	Stl	Min.
11	29	1993	NORTH TEXAS	W 76-58	31	63	.492	1	8	.125	13	23	.565	12	26	38	18	76	16	14	7	9	200
12	3	1993	^ SAM HOUSTON STATE	W 75-51	26	55	.473	2	11	.182	21	32	.656	16	28	44	16	75	16	21	12	9	200
12	4	1993	^ LASALLE	W 84-65	32	72	.444	4	11	.364	16	24	.667	23	26	49	21	84	21	15	7	8	200
12	6	1993	at Colorado State	L 85-97	33	71	.465	8	17	.471	11	15	.733	14	23	37	26	85	15	18	6	11	200
12	9	1993	WYOMING	L 79-87	24	66	.364	4	15	.267	27	37	.730	19	20	39	23	79	13	18	7	6	200
12	21	1993	CAL STATE-FULLERTON	W 79-69	24	58	.414	3	9	.333	28	48	.583	14	27	41	18	79	15	16	6	6	200
12	28	1993	at Nevada	L 68-78	25	65	.385	4	18	.222	14	24	.583	18	26	44	21	68	15	17	7	11	200
12	30	1993	MARYLAND-EASTERN SHORE	W 75-62	28	60	.467	1	7	.143	18	29	.621	11	21	32	18	75	20	23	11	11	200
1	3	1994	at Illinois State	L 63-76	24	54	.444	1	11	.091	14	27	.519	11	27	38	25	63	15	28	4	12	200
1	8	1994	* at Nebraska	L 67-106	25	74	.338	1	12	.083	16	27	.593	20	23	43	20	67	11	20	1	9	200
1	12	1994	MISSOURI-KANSAS CITY	W 84-76	30	55	.545	2	7	.286	22	30	.733	14	17	31	21	84	22	15	3	14	200
1	15	1994	* MISSOURI	L 72-80	26	54	.481	2	8	.250	18	24	.750	11	24	35	18	72	14	11	8	7	200
1	17	1994	CAL STATE-NORTHRIIDGE	W 100-85	34	59	.576	4	7	.571	28	36	.778	12	29	41	20	100	25	14	6	8	200
1	19	1994	* NEBRASKA	W 86-81	27	63	.429	2	9	.222	30	37	.811	24	29	53	15	86	22	15	4	2	200
1	22	1994	* at Kansas State	L 65-71	22	52	.423	1	4	.250	20	25	.800	8	26	34	23	65	8	22	1	5	200
1	26	1994	CAL STATE-SACRAMENTO	W 80-56	30	70	.429	2	7	.286	18	27	.667	23	36	59	15	80	17	16	5	6	200
1	29	1994	* KANSAS	L 53-87	19	60	.317	1	9	.111	14	29	.483	20	24	44	13	53	8	23	6	11	200
2	1	1994	* at Iowa State	L 69-99	27	58	.466	3	15	.200	12	19	.632	9	22	31	13	69	16	19	2	4	200
2	5	1994	* KANSAS STATE	W 67-61	24	53	.453	3	6	.500	16	23	.696	14	28	42	17	67	16	16	7	11	200
2	9	1994	* at Missouri	L 70-82	27	62	.435	6	12	.500	10	14	.714	9	28	37	25	70	13	14	3	2	200
2	12	1994	* at Oklahoma	L 85-98	27	56	.482	3	10	.300	28	46	.609	17	27	44	27	85	9	24	2	4	200
2	19	1994	* IOWA STATE	L 78-81	30	74	.405	4	14	.286	14	24	.583	26	21	47	17	78	19	12	5	7	200
2	21	1994	* OKLAHOMA STATE	L 56-73	22	65	.338	2	14	.143	10	14	.714	18	24	42	20	56	14	14	7	4	200
2	26	1994	* at Kansas	L 62-106	21	71	.296	4	19	.211	16	20	.800	11	18	29	21	62	7	13	7	7	200
3	2	1994	* OKLAHOMA	L 84-92	26	65	.400	6	17	.353	26	43	.605	15	28	43	21	84	22	14	11	9	200
3	5	1994	* at Oklahoma State	L 68-83	24	58	.414	7	14	.500	13	17	.765	9	26	35	24	68	7	12	3	3	200
3	11	1994	# vs. Missouri	L 62-64	23	52	.442	7	12	.583	9	17	.529	9	26	35	17	62	12	17	4	5	200

\*-Big Eight Conference; #-Big Eight Tournament - Kansas City; ^-Mile High Classic - Boulder

Player	GP	GS	FG	FGA	Pct	3FG	3FGA	Pct	FT	FTA	Pct	OR	DR	TR	RPG	PF	FO	TP	PPG	Ast	APG	TO	A/TO	Blk	Stl	Min
Boyce, Donnie	26	26	189	471	.401	39	123	.317	165	233	.708	58	115	173	6.7	84	2	582	22.4	116	4.5	99	1.2	40	59	893
Dean, Mark	26	26	165	337	.490	2	10	.200	71	147	.483	103	143	246	9.5	77	3	403	15.5	17	0.7	70	0.2	6	25	831
Allen, Ted	27	24	85	195	.436	8	29	.276	56	74	.757	54	100	154	5.7	96	6	234	8.7	55	2.0	79	0.7	55	19	724
Page, Dameon	9	0	20	55	.364	4	21	.190	22	31	.710	2	8	10	1.1	10	0	66	7.3	12	1.3	20	0.6	0	4	110
Edmonds, Fred	26	16	69	170	.406	1	4	.250	42	68	.618	49	52	101	3.9	52	1	181	7.0	43	1.7	43	1.0	23	15	607
Tuck, Mack	10	0	26	70	.371	9	31	.290	3	6	.500	7	12	19	1.9	19	0	64	6.4	18	1.8	18	1.0	4	8	158
Golgart, Sande	27	27	55	115	.478	3	17	.176	41	62	.661	41	77	118	4.4	62	4	154	5.7	53	2.0	42	1.3	5	29	710
Jensen, Greg	24	3	41	80	.513	3	7	.429	31	34	.912	30	40	70	2.9	51	3	116	4.8	13	0.5	17	0.8	5	8	412
Hefty, Pete	26	3	23	73	.315	12	37	.324	25	30	.833	4	34	38	1.5	29	0	83	3.2	42	1.6	33	1.3	0	16	392
Williams, Kirk	27	8	24	73	.329	6	21	.286	23	33	.697	12	23	35	1.3	28	0	77	2.9	41	1.5	29	1.4	5	16	356
Frandeen, Rich	23	2	14	26	.538	1	3	.333	3	13	.231	12	18	30	1.3	28	0	32	1.4	2	0.1	10	0.2	9	3	236
TEAM	27		711	1665	.427	111	355	.313	489	743	.658	411	676	1087	40.3	562	54	2022	74.9	424	15.7	464	0.9	352	202	5429

### 10-17 (2-12 Big Eight) Head Coach: Joe Harrington

Assistants: Ricardo Patton, Scott Sanderson, David Moe

#	Name	Class	Pos.	Ht.	Wt.	Hometown (High School)
45	Allen, Ted	Jr.	F/C	6-10	225	Las Vegas, Nev. (Rancho)
24	Boyce, Donnie	Jr.	G	6-5	195	Maywood, Ill. (Proviso East)
52	Dean, Mark	Sr.	F	6-8	200	Nassau, Bahamas (Bailey)
31	Edmonds, Fred	Fr.	F	6-6	200	Denver, Colo. (George Washington)
43	Frandeen, Rich	Fr.	F	6-8	200	Edina, Minn. (Edina)
21	Golgart, Sande	Jr.	G/F	6-6	190	Arvada, Colo. (Arvada)
12	Hefty, Pete	So.	G	6-0	170	Wheat Ridge, Colo. (Wheat Ridge)
42	Jensen, Greg	Fr.	F	6-7	210	Eagle Grove, Iowa (Eagle Grove)
22	Koonce, Nathan	Jr.	F	6-6	210	Montrose, Colo. (Montrose)
13	Melvin, Charlie	Fr.	F/C	6-10	200	Los Alamos, N.M. (Los Alamos)
44	Paddock, Chris	Fr.	C	6-11	220	Abilene, Texas (Cooper)
20	Page, Dameon	Fr.	G	6-5	195	Colorado Spgs., Colo. (Sierra)
32	Tuck, Mack	Fr.	G	6-6	190	Abilene, Texas (Mineola)
23	Williams, Kirk	So.	G	6-4	175	Las Vegas, Nev. (Valley)

Home: 10-6 Road: 0-10 Neutral: 0-1



Ted Allen

### SEASON NOTES

- Donnie Boyce garnered All Big-Eight (AP) first team accolades for the second straight year. He led all conference-only scorers with 26.8 ppg. (second in all games, 22.4 ppg.).

- The 22.4 ppg. average was the third highest average by a Buff only behind Cliff Meely (28.0: 1970-71; 23.8: 1968-69).

- Ted Allen was second (all games) and fourth (conference) blocked shots; and Mark Dean was runner-up in games rebounding (9.5 rpg.).

- At the end of his junior year, Boyce ranked among CU's best on the career list: tied for second in steals (179); sixth in scoring (1,514 points); No. 7 in assists (299); and No. 20 in rebounds (474).

- Boyce scored 16 points against Colorado State (Dec. 16) putting him over the 1,000-point career; making him the 17th player in CU school history to reach the 1,000-point plateau.

- CU breezed its way through the Mile High Classic, notching its fourth straight title in the event. Boyce led the way for the Buffaloes, averaging 21 points and 5 rebounds on his way to earning the tournament's most outstanding player award.

- On March 5, in a game against Oklahoma State, Donnie Boyce set a school record for most points in a half with 31. Boyce ended the game with a team season-high 46 points.



## 1994-95

M	D	Year	Opponent	Score	FG	FGA	Pct.	3FG	3FGA	3Pct.	FT	FTA	Pct	OR	DR	TR	PF	Pts	Ast	TO	Blk	Stl	Min.
11	29	1994	COLORADO STATE	W 78-57	26	71	.366	2	12	.167	24	36	.667	24	25	49	24	78	11	20	5	15	200
12	2	1994	^ EASTERN WASHINGTON	W 87-67	32	61	.525	4	12	.333	19	28	.679	18	21	39	20	87	18	20	13	14	200
12	3	1994	^ HOFSTRA	W 96-77	34	58	.586	8	21	.381	20	33	.606	10	24	34	20	96	25	18	5	13	200
12	6	1994	at Wyoming	W 75-69	23	45	.511	1	5	.200	28	40	.700	11	23	34	25	75	12	19	7	13	200
12	17	1994	NEVADA	L 91-92	34	61	.557	7	12	.583	16	21	.762	10	23	33	24	91	21	16	6	5	200
12	20	1994	at North Texas	W 88-70	36	65	.554	7	19	.368	9	16	.563	11	21	32	20	88	11	16	2	4	200
12	22	1994	MONTANA STATE	L 72-74	23	54	.426	10	24	.417	16	27	.593	14	29	43	19	72	17	20	10	9	200
12	30	1994	at Houston	W 85-66	31	68	.456	5	15	.333	18	32	.563	22	28	50	22	85	17	19	3	13	200
1	2	1995	LIBERTY	W 93-77	34	64	.531	5	13	.385	20	29	.690	14	23	37	23	93	26	19	8	13	200
1	7	1995	* IOWA STATE	W 71-57	25	58	.431	4	18	.222	17	27	.630	12	21	33	21	71	13	16	4	15	200
1	11	1995	at Missouri-Kansas City	W 100-92	36	61	.590	6	12	.500	22	34	.647	14	17	31	29	100	13	15	4	12	200
1	14	1995	* at Oklahoma	L 83-98	31	64	.484	9	23	.391	12	17	.706	9	20	29	30	83	18	15	2	7	200
1	17	1995	TEXAS-SAN ANTONIO	W 97-60	37	75	.493	8	21	.381	15	28	.536	16	34	50	13	97	26	10	9	11	200
1	21	1995	* KANSAS	L 77-91	26	73	.356	7	25	.280	18	24	.750	20	16	36	22	77	17	15	4	17	200
1	26	1995	* at Missouri	L 80-85	33	71	.465	5	16	.313	9	16	.563	17	19	36	32	80	14	18	1	12	200
1	28	1995	* OKLAHOMA STATE	L 63-82	25	60	.417	8	23	.348	5	6	.833	9	14	23	23	63	17	16	5	10	200
1	31	1995	* at Kansas	L 77-99	28	71	.394	5	19	.263	16	20	.800	12	20	32	35	77	9	16	3	11	200
2	4	1995	* at Oklahoma State	L 67-94	24	62	.387	4	20	.200	15	22	.682	13	14	27	23	67	13	14	0	12	200
2	8	1995	* NEBRASKA	L 86-100	32	64	.500	8	17	.471	14	23	.609	11	15	26	23	86	20	16	6	16	200
2	11	1995	* KANSAS STATE	W 84-68	31	54	.574	7	16	.438	15	24	.625	11	24	35	21	84	22	16	5	7	200
2	15	1995	* OKLAHOMA	L 75-82	32	70	.457	4	20	.200	7	16	.438	16	20	36	23	75	20	9	5	9	200
2	18	1995	* at Iowa State	L 68-108	23	67	.343	6	17	.353	16	22	.727	14	14	28	26	68	11	17	2	8	200
2	22	1995	WASHINGTON	W 67-64	25	56	.446	4	9	.444	13	27	.481	14	21	35	14	67	18	22	5	16	200
2	25	1995	* at Nebraska	W 80-74	30	61	.492	4	13	.308	16	24	.667	16	32	48	24	80	21	16	3	5	200
3	1	1995	* MISSOURI	W 81-76	28	64	.438	6	15	.400	19	27	.704	14	20	34	24	81	21	8	7	7	200
3	4	1995	* at Kansas State	W 70-51	21	57	.368	6	15	.400	22	28	.786	20	29	49	21	70	13	15	4	4	200
3	10	1995	# vs. Oklahoma	L 53-71	19	65	.292	2	18	.111	13	17	.765	13	30	43	23	53	13	13	5	4	200
3	15	1995	& at New Mexico	L 83-98	29	67	.433	14	33	.424	11	15	.733	17	27	44	19	83	15	27	6	3	200

\*-Big Eight Conference; #-Big Eight Tournament - Kansas City; &-NIT; ^-Mile High Classic - Boulder

Player	GP	GS	FG	FGA	Pct	3FG	3FGA	Pct	FT	FTA	Pct	OR	DR	TR	RPG	PF	FO	TP	PPG	Ast	APG	TO	A/TO	Blk	Stl	Min
Boyce, Donnie	26	26	157	384	.409	42	133	.316	125	177	.706	55	115	170	6.5	76	1	481	18.5	106	4.1	79	1.3	29	66	801
Tuck, Mack	28	15	154	303	.508	54	120	.450	50	73	.685	50	79	129	4.6	81	2	412	14.7	78	2.8	70	1.1	14	34	742
Edmonds, Fred	23	10	86	187	.460	0	2	.000	46	72	.639	41	39	80	3.5	57	1	218	9.5	12	0.5	37	0.3	6	14	500
Allen, Ted	28	18	102	192	.531	14	30	.467	35	53	.660	54	84	138	4.9	71	2	253	9.0	30	1.1	55	0.5	53	27	602
Golgart, Sande	28	28	62	120	.517	4	14	.286	48	71	.676	35	64	99	3.5	65	2	176	6.3	69	2.5	47	1.5	3	22	640
Kritza, Ted	27	11	68	125	.544	0	4	.000	32	58	.552	40	56	96	3.6	66	1	168	6.2	8	0.3	24	0.3	12	10	406
Higgins, Keith	28	26	59	152	.388	13	51	.255	40	65	.615	36	44	80	2.9	75	3	171	6.1	71	2.5	49	1.4	8	72	739
Carter, Leroy	28	0	48	132	.364	27	85	.318	33	46	.717	19	30	49	1.8	47	0	156	5.6	32	1.1	40	0.8	1	18	390
Jensen, Greg	28	3	46	99	.465	1	3	.333	22	32	.688	24	41	65	2.3	58	2	115	4.1	13	0.5	19	0.7	12	12	352
Frier, Howard	10	0	7	15	.467	1	6	.167	7	15	.467	3	15	18	1.8	5	0	22	2.2	8	0.8	9	0.9	1	2	85
Daniel, Matt	27	3	19	58	.328	10	35	.286	7	17	.412	10	26	36	1.3	41	0	55	2.0	45	1.7	31	1.5	0	8	342
TEAM	28		808	1767	.457	166	483	.344	445	679	.655	402	624	1026	36.6	642	14	2227	79.5	472	16.9	460	1.0	139	285	5599

### 15-13 (5-9 Big Eight) Head Coach: Joe Harrington

Assistants: Ricardo Patton, Scott Sanderson, David Moe

#	Name	Class	Pos.	Ht.	Wt.	Hometown (High School)
45	Allen, Ted	Sr.	F/C	6-10	225	Las Vegas, Nev. (Rancho)
24	Boyce, Donnie	Sr.	G	6-5	195	Maywood, Ill. (Proviso East)
11	Carter, Leroy	Fr.	G	6-4	205	Memphis, Tenn. (Hillcrest)
12	Daniel, Matt	Fr.	G	5-11	160	Jonesboro, Ark. (Jonesboro)
31	Edmonds, Fred	So.	F	6-6	200	Denver, Colo. (George Washington)
43	Frandeen, Rich	So.	F	6-8	200	Edina, Minn. (Edina)
5	Frier, Howard	Fr.	G	6-3	185	Suffolk, Va. (Nansemond River)
21	Golgart, Sande	Sr.	G/F	6-6	190	Arvada, Colo. (Arvada)
23	Higgins, Keith	Jr.	G/F	6-4	180	Los Angeles, Calif. (Locke)
42	Jensen, Greg	So.	F	6-7	210	Eagle Grove, Iowa (Eagle Grove)
40	Kritza, Ted	Fr.	F	6-7	230	Colorado Spgs., Colo. (Palmer)
32	Tuck, Mack	So.	G	6-6	190	Mineola, Texas (Mineola)

Home: 9-6 Road: 6-6 Neutral: 0-1



Donnie Boyce

### SEASON NOTES

- After throwing down a fast break dunk, Donnie Boyce surpassed Cliff Meely (1967-71) to become CU's all-time leading scorer. Boyce would finish his illustrious career with 1,995.
- In Boyce's final season he led the team at 18.5 points, 4.1 assists and 6.5 rebounds per game.
- CU received a bid to the 1995 NIT, only the second postseason invitation in 25 years.
- CU won four in a row from Feb. 22 thru Mar. 4, it's the longest win streak that late in the season since winning five straight Feb. 23-Mar. 15, 1963.
- The Buffs finished the season over .500 for the first time under Coach Joe Harrington.
- The Buffs again won the Mile High Classic in resounding fashion, beating Eastern Washington and Hofstra by a combined total of 39 points. It was the fifth consecutive time the Buffaloes won their home tournament.
- On Jan. 7, the Buffs ended their 16-game losing streak against ranked teams defeating No. 16 Iowa State 71-57. CU forced a school record 31 turnovers.
- On Jan. 17 against Texas-San Antonio, Ted Allen blocked five shots to become CU's all-time leader in blocks.

## 1995-96

M	D	Year	Opponent	Score	FG	FGA	Pct.	3FG	3FGA	3Pct.	FT	FTA	Pct	OR	DR	TR	PF	Pts	Ast	TO	Blk	Stl	Min.
11	24	1995	at UC-Santa Barbara	L 47-71	16	54	.296	1	13	.077	14	22	.636	9	30	39	20	47	11	21	6	2	200
11	27	1995	NORTHWESTERN STATE	W 85-82	26	50	.520	4	11	.364	29	44	.659	8	23	31	25	85	17	18	7	13	200
11	29	1995	TENNESSEE STATE	W 86-72	31	61	.508	9	15	.600	15	22	.682	11	31	42	19	86	22	13	5	8	200
12	2	1995	GEORGE MASON	W 132-117 (ot)	49	75	.653	5	20	.250	29	43	.674	13	44	57	28	132	44	22	13	6	225
12	6	1995	at Colorado State	L 71-91	22	64	.344	5	21	.238	22	30	.733	13	11	24	23	71	7	12	1	10	200
12	9	1995	HOUSTON	W 77-74	31	68	.456	7	19	.368	8	14	.571	20	21	41	21	77	24	18	4	7	200
12	13	1995	WYOMING	L 81-83	27	51	.529	5	10	.500	22	27	.815	12	22	34	23	81	19	25	4	7	200
12	22	1995	TEXAS-SAN ANTONIO	W 92-77	34	61	.557	6	15	.400	18	26	.692	14	35	49	20	92	29	21	9	6	200
12	28	1995	IOWA	L 85-100	31	68	.456	13	24	.542	10	17	.588	11	21	32	17	85	21	13	5	9	200
1	2	1996	at Washington	L 68-76	29	60	.483	3	13	.231	7	14	.500	15	20	35	23	68	7	19	2	2	200
1	6	1996	* at Missouri	L 66-77	24	59	.407	7	19	.368	11	19	.579	11	25	36	25	66	10	24	1	7	200
1	10	1996	* at Nebraska	L 74-79	30	71	.423	3	12	.250	11	21	.524	21	25	46	23	74	11	19	5	5	200
1	13	1996	* KANSAS STATE	L 57-70	22	58	.379	7	17	.412	6	12	.500	9	27	36	17	57	14	17	5	7	200
1	16	1996	SOUTHERN UTAH	L 80-82 (ot)	30	62	.484	10	23	.435	10	11	.909	10	27	37	21	80	21	17	10	2	225
1	20	1996	* KANSAS	L 78-80	29	62	.468	9	15	.600	11	15	.733	13	23	36	29	78	22	25	5	7	200
1	24	1996	* IOWA STATE	L 63-75	26	66	.394	7	23	.304	4	7	.571	19	21	40	16	63	17	15	5	5	200
1	29	1996	* MISSOURI	W 106-94	32	67	.478	8	15	.533	34	42	.810	20	25	45	28	106	25	15	5	9	200
2	3	1996	* at Oklahoma State	L 73-96	28	62	.452	6	14	.429	11	16	.688	11	20	31	15	73	11	19	9	5	200
2	7	1996	* at Kansas State	W 64-63 (ot)	22	61	.361	3	11	.273	17	22	.773	13	32	45	24	64	14	17	3	7	225
2	10	1996	MISSOURI-KANSAS CITY	W 84-55	31	68	.456	7	17	.412	15	18	.833	21	30	51	12	84	24	23	2	15	200
2	14	1996	* at Kansas	L 70-85	25	60	.417	5	17	.294	15	20	.750	9	30	39	24	70	11	26	8	13	200
2	17	1996	* OKLAHOMA	L 88-119	27	62	.435	9	21	.429	25	26	.962	10	13	23	16	88	17	12	4	10	200
2	21	1996	* at Oklahoma	L 59-81	22	56	.393	4	11	.364	11	14	.786	9	28	37	16	59	14	29	2	8	200
2	24	1996	* OKLAHOMA STATE	L 64-66	26	53	.491	3	11	.273	9	21	.429	12	29	41	17	64	22	17	2	4	200
2	28	1996	* NEBRASKA	W 78-64	25	61	.410	8	17	.471	20	28	.714	16	29	45	15	78	16	15	2	7	195
3	2	1996	* at Iowa State	L 65-74	27	65	.415	5	12	.417	6	9	.667	12	26	38	24	65	13	12	1	7	200
3	8	1996	# vs. Kansas	L 55-88	20	67	.299	0	13	.000	15	22	.682	20	34	54	25	55	9	26	5	4	200

\*-Big Eight Conference; #-Big Eight Tournament - Kansas City

Player	GP	GS	FG	FGA	Pct	3FG	3FGA	Pct	FT	FTA	Pct	OR	DR	TR	RPG	PF	FO	TP	PPG	Ast	APG	TO	A/TO	Blk	Stl	Min
Billups, Chauncey	26	25	145	351	.413	45	127	.354	130	151	.861	54	111	165	6.3	75	3	465	17.9	143	5.5	118	1.2	4	42	919
Tuck, Mack	26	19	166	378	.439	63	159	.396	49	88	.557	55	86	141	5.4	75	2	444	17.1	87	3.3	94	0.9	10	32	859
Moore, Martice	26	25	164	335	.490	25	62	.403	49	68	.721	56	141	197	7.6	76	5	402	15.5	65	2.5	70	0.9	43	39	896
Edmonds, Fred	10	10	58	102	.569	0	0	.000	27	46	.587	24	37	61	6.1	38	3	143	14.3	15	1.5	21	0.7	13	9	329
Kritza, Ted	22	19	54	116	.466	0	0	.000	29	38	.763	36	52	88	4.0	60	3	137	6.2	18	0.8	25	0.7	16	14	442
Melvin, Charlie	26	5	40	82	.488	0	0	.000	45	67	.672	34	80	114	4.4	43	1	125	4.8	16	0.6	35	0.5	18	18	397
Jensen, Greg	27	16	40	102	.392	1	6	.167	35	47	.745	31	59	90	3.3	62	2	116	4.3	13	0.5	42	0.3	18	12	475
Carter, Leroy	10	1	11	40	.275	7	24	.292	8	12	.667	5	12	17	1.7	16	0	37	3.7	18	1.8	14	1.3	0	5	139
Daniel, Matt	23	0	26	69	.377	15	42	.357	12	16	.750	7	24	31	1.3	36	1	79	3.4	42	1.8	32	1.2	1	6	309
Griffin, Dennis	24	5	20	45	.444	0	0	.000	15	33	.455	23	44	67	2.8	46	1	55	2.3	5	0.2	12	0.4	3	5	300
Frier, Howard	27	9	18	45	.400	3	7	.429	6	16	.375	8	33	41	1.5	38	1	45	1.7	49	1.8	44	1.1	4	10	388
Miller, Jamie	6	1	0	7	.000	0	2	.000	0	0	.000	3	0	3	0.5	1	0	0	0.0	1	0.2	2	0.5	0	0	18
TEAM												24	26	50												
	27		742	1672	.444	159	429	.371	405	582	.696	360	705	1065	39.4	566	22	2048	75.9	472	17.5	509	0.9	130	192	5471

Following the Southern Utah game, Jan. 16, Joe Harrington resigned as head coach and Ricardo Patton was named interim head coach. Patton was then appointed head coach on a permanent basis March 5.

### 9-18 (3-11 Big Eight) Head Coach: Joe Harrington/

Ricardo Patton

Assistants: Ricardo Patton, Scott Sanderson, David Moe

#	Name	Class	Pos.	Ht.	Wt.	Hometown (High School)
4	Billups, Chauncey	Fr.	G	6-3	191	Denver, Colo. (George Washington)
11	Carter, Leroy	So.	G	6-4	205	Memphis, Tenn. (Hillcrest)
12	Daniel, Matt	So.	G	5-11	160	Jonesboro, Ark. (Jonesboro)
31	Edmonds, Fred	Jr.	F	6-6	200	Denver, Colo. (George Washington)
5	Frier, Howard	So.	G	6-3	185	Suffolk, Va. (Nansemond River)
21	Gilchrist, Devon	Fr.	G	6-4	185	Minneapolis, Minn. (St. Thomas)
45	Griffin, Dennis	Jr.	C	6-9	247	Thatcher, Ariz. (Eastern Arizona)
42	Jensen, Greg	Jr.	F	6-7	210	Eagle Grove, Iowa (Eagle Grove)
40	Kritza, Ted	So.	F	6-7	230	Colorado Spgs., Colo. (Palmer)
13	Melvin, Charlie	So.	C	6-10	225	Los Alamos, N.M. (Los Alamos)
3	Moore, Martice	Jr.	F	6-8	234	Atlanta, Ga. (Oak Hill/Georgia Tech)
44	Thompson, Charles	Fr.	F	6-8	207	Miami, Fla. (Miami Norland)
32	Tuck, Mack	Jr.	G/F	6-6	190	Mineola, Texas (Mineola)

Home: 8-8 Road: 1-9 Neutral: 0-1



Chauncey Billups

### SEASON NOTES

- Chauncey Billups became the fourth CU freshman to lead the Buffs in scoring with a school record 17.9 ppg. He would score 31 points in his second career game, the most points by any CU freshman. He's the sixth CU frosh to average 10 or more points at the end of the season.
- Midway through the season, after suffering an 82-80 overtime loss to Southern Utah, head coach Joe Harrington resigned and Ricardo Patton was named interim head coach.
- On Jan. 29, 1996, Ricardo Patton won his first game as CU's head coach, as his Buffs beat Missouri 106-94. The game was televised on ESPN's "Big Monday," and the win was CU's first on ESPN since they upset No. 2 Oklahoma State in 1992.
- Billups earned Big Eight Freshman of the Year and the coaches All-Big Eight Second Team. He scored the most points by freshman (465) and the only CU frosh in history to break the 30-point in a single game (he did four times).
- On Dec. 2, Billups recorded the first ever triple-double by a Buff, and the sixth in Big Eight history with 24 points, 11 rebounds and 11 assists against George Mason.
- On Feb. 7, CU turned in one of its best performances of the year in a 64-63 overtime win at Kansas State. The win marked the first overtime road win in Big Eight play since beating Missouri 81-79 in January of 1973.
- On March 5, Patton was named head coach on a permanent basis, making him CU's 16th head coach.



M	D	Year	Opponent	Score	FG	FGA	Pct.	3FG	3FGA	3Pct.	FT	FTA	Pct.	OR	DR	TR	PF	Pts	Asst	TO	Blk	Stl	Min.
11	24	1996	DRAKE	W 82-80 (ot)	32	63	.508	3	9	.333	15	28	.536	17	29	46	19	82	27	23	8	6	225
11	29	1996	^ vs. Auburn	W 78-72 (ot)	24	44	.545	1	3	.333	29	40	.725	10	21	31	22	78	10	21	3	7	225
11	30	1996	^ vs. Virginia Tech	W 63-56	23	43	.535	0	4	.000	17	25	.680	7	22	29	22	63	14	12	0	4	200
12	1	1996	^ vs. Louisville	L 82-92	25	55	.455	8	19	.421	24	31	.774	10	22	32	30	82	11	13	5	6	200
12	5	1996	TEXAS-ARLINGTON	W 81-52	29	68	.426	7	19	.368	16	26	.615	18	29	47	12	81	20	15	8	12	200
12	7	1996	at George Mason	L 81-85	30	78	.385	5	22	.227	16	24	.667	13	39	52	26	81	12	23	5	14	200
12	10	1996	at Wyoming	W 84-68	34	66	.515	5	11	.455	11	18	.611	12	24	36	22	84	16	7	0	5	200
12	12	1996	COLORADO STATE	W 76-69	31	72	.431	6	16	.375	8	14	.571	16	28	44	20	76	25	12	8	10	200
12	21	1996	UC-SANTA BARBARA	W 76-55	29	58	.500	5	9	.556	13	18	.722	8	25	33	13	76	25	13	10	17	200
12	23	1996	at Georgia	L 52-62	20	78	.256	3	18	.167	9	18	.500	31	23	54	21	52	9	16	6	6	200
12	28	1996	at Missouri-Kansas City	W 82-61	34	56	.607	3	6	.500	11	12	.917	10	19	29	20	82	24	18	7	12	200
12	30	1996	NORTHWESTERN STATE	W 82-70	24	53	.453	1	4	.250	33	51	.647	14	30	44	23	82	11	16	6	5	200
1	4	1997	* NEBRASKA	W 79-73	27	68	.397	6	16	.375	19	33	.576	20	23	43	19	79	21	15	7	12	200
1	7	1997	* at Missouri	W 87-78	27	60	.450	3	8	.375	30	46	.652	15	22	37	19	87	9	11	3	12	200
1	11	1997	* at Texas Tech	W 80-78	29	64	.453	8	13	.615	14	18	.778	13	28	41	27	80	13	13	8	3	200
1	15	1997	* OKLAHOMA STATE	W 78-74 (ot)	27	60	.450	8	16	.500	16	25	.640	8	21	29	12	78	19	8	5	5	225
1	18	1997	* IOWA STATE	W 70-45	24	58	.414	5	9	.556	17	21	.810	15	25	40	15	70	16	12	6	8	200
1	21	1997	* at Baylor	W 74-70	26	63	.413	5	12	.417	17	22	.773	19	22	41	17	74	7	12	7	2	200
1	26	1997	* KANSAS	L 68-77	19	64	.297	6	18	.333	24	28	.857	13	25	38	21	68	12	12	5	10	200
1	29	1997	* at Kansas State	W 69-60	23	56	.411	6	13	.462	17	23	.739	11	30	41	24	69	14	14	3	8	200
2	5	1997	* at Nebraska	L 69-77	24	59	.407	7	15	.467	14	20	.700	14	24	38	16	69	9	17	9	7	200
2	8	1997	* TEXAS A&M	W 77-64	25	62	.403	7	18	.389	20	26	.769	10	28	38	16	77	14	17	8	10	200
2	12	1997	* at Oklahoma	L 66-91	24	70	.343	8	21	.381	10	11	.909	17	16	33	23	66	10	13	1	6	200
2	15	1997	* at Kansas	L 74-114	27	62	.435	3	12	.250	17	24	.708	10	17	27	21	74	14	20	6	11	200
2	19	1997	* KANSAS STATE	W 67-57	23	51	.451	3	9	.333	18	33	.545	5	29	34	22	67	19	11	9	9	200
2	22	1997	* MISSOURI	W 84-75	22	53	.415	4	10	.400	36	49	.735	15	24	39	18	84	13	15	5	11	200
2	24	1997	WOFFORD	W 65-58	20	62	.323	2	11	.182	23	40	.575	21	34	55	16	65	16	9	10	5	200
2	26	1997	* at Iowa State	L 54-65	19	47	.404	2	8	.250	25	29	.862	6	29	35	13	65	17	9	3	4	200
3	1	1997	* TEXAS	W 83-60	30	69	.435	2	12	.167	21	28	.750	14	40	54	23	83	22	11	11	7	200
3	7	1997	# vs. Oklahoma	L 41-55	12	48	.250	2	15	.133	15	22	.682	11	20	31	22	41	4	14	1	10	200
3	13	1997	S vs. Indiana	W 80-62	33	68	.485	7	9	.778	7	9	.778	9	32	41	21	80	12	11	3	6	200
3	15	1997	S vs. North Carolina	L 56-73	25	62	.403	3	18	.167	3	10	.300	8	23	31	22	56	11	10	2	7	200

\*-Big 12 Conference; #-Big 12 Tournament - Kansas City; S-NCAA Tournament - Winston-Salem, N.C.; ^-Big Island Invitational - Hilo, Hawaii

Player	GP	GS	FG	FGA	Pct	3FG	3FGA	Pct	FT	FTA	Pct	OR	DR	TR	RPG	PF	FO	TP	PPG	Asst	APG	TO	A/TO	Blk	Stl	Min
Billups, Chauncey	29	29	152	368	.413	75	187	.401	176	206	.854	33	108	141	4.9	53	0	555	19.1	139	4.8	84	1.7	4	62	947
Edmonds, Fred	32	32	156	330	.473	0	0	.000	89	140	.636	93	111	204	6.4	98	4	401	12.5	50	1.6	48	1.0	33	29	890
Moore, Martice	32	30	115	320	.359	40	111	.360	51	65	.785	52	150	202	6.3	83	2	321	10.0	63	2.0	59	1.1	42	37	975
DeGray, Ronnie	31	29	88	186	.473	0	1	.000	40	77	.519	52	103	155	5.0	102	7	216	7.0	28	0.9	36	0.8	39	22	728
Melvin, Charlie	32	2	68	148	.459	0	1	.000	42	67	.627	50	71	121	3.8	75	2	178	5.6	11	0.3	34	0.3	20	19	505
Hughes, Marlon	32	0	47	135	.348	12	44	.273	44	61	.721	13	28	41	1.3	40	1	150	4.7	34	1.1	40	0.9	3	22	383
Smith, Will	31	25	46	135	.341	1	6	.167	45	58	.776	23	38	61	2.0	49	0	138	4.5	25	0.8	30	0.8	7	8	487
Frier, Howard	29	5	47	94	.500	1	5	.200	29	72	.403	17	55	72	2.5	36	1	124	4.3	74	2.6	52	1.4	8	35	628
Jensen, Greg	32	5	54	111	.486	9	25	.360	16	28	.571	29	59	88	2.8	46	0	133	4.2	15	0.5	23	0.7	10	9	420
Barksdale, Alan	8	2	10	29	.345	9	22	.409	0	1	.000	1	13	14	1.8	8	0	29	3.6	9	1.1	8	1.1	1	5	116
Griffin, Dennis	32	1	35	77	.455	0	0	.000	13	22	.591	22	30	52	1.6	48	1	83	2.6	12	0.4	17	0.7	7	6	300
Gilchrist, Devon	14	0	5	15	.333	0	0	.000	2	6	.333	0	4	4	0.3	4	0	12	0.9	3	0.2	6	0.5	2	2	63
Brownstein, Rick	5	0	0	4	.000	0	0	.000	0	0	.000	0	2	2	0.4	2	0	0	0.0	3	0.6	1	3.0	0	2	17
Townsend, Josh	5	0	0	7	.000	0	4	.000	0	0	.000	0	1	1	0.2	0	0	0	0.0	3	0.6	1	3.0	1	0	15
TEAM												45	46	91								2				
	32		823	1959	.420	147	406	.362	547	803	.681	430	819	1249	39.0	644	18	2340	73.1	469	14.7	441	1.1	177	258	6475

### 22-10 (11-5 Big 12) Head Coach: Ricardo Patton

Assistants: Terry Dunn, David Moe, Shane Wagner

#	Name	Class	Pos.	Ht.	Wt.	Hometown (High School)
32	Barksdale, Alan	Fr.	G	6-3	195	Livingston, La. (Central)
4	Billups, Chauncey	So.	G	6-3	202	Denver, Colo. (George Washington)
52	DeGray, Ronnie	Jr.	F	6-6	195	Leesville, La. (Leesville/Howard CC [Texas])
31	Edmonds, Fred	Sr.	F	6-5	204	Denver, Colo. (George Washington)
5	Frier, Howard	Jr.	G	6-2	188	Suffolk, Va. (Nansemond River)
21	Gilchrist, Devon	Fr.	G	6-4	198	Minneapolis, Minn. (St. Thomas)
45	Griffin, Dennis	Sr.	C	6-9	231	Thatcher, Ariz. (Eastern Arizona)
12	Hughes, Marlon	Jr.	G	6-0	181	Chicago, Ill. (Hillcrest/Pratt CC [Kan.])
42	Jensen, Greg	Sr.	F	6-6	212	Eagle Grove, Iowa (Eagle Grove)
13	Melvin, Charlie	Jr.	C	6-10	206	Los Alamos, N.M. (Los Alamos)
3	Moore, Martice	Sr.	F	6-7	211	Atlanta, Ga. (Oak Hill/Georgia Tech)
10	Smith, Will	Fr.	F	6-6	206	Memphis, Tenn. (Hamilton)
15	Townsend, Josh	Fr.	G	6-3	185	Littleton, Colo. (Columbine)

Home: 13-1 Away: 6-6 Neutral: 3-3

### SEASON NOTES

- The Big Eight Conference adopted Texas, Texas A&M, Texas Tech, and Baylor and became the Big 12 Conference.
- Chauncey Billups was a first team *Basketball Times* All-American, a Big 12 First Team selection and an AP Second Team All-American. He's the eighth CU All-American (ninth overall honor).
- On Dec. 5, Chauncey Billups surpassed the career 500-point barrier. With his 17-point performance against Texas Arlington, Billups matched Shaun Vandiver as the fastest CU player to reach the 500-point plateau after only 28 games as a Buff.
- On Jan. 11, CU upset No. 20 Texas Tech in Lubbock, 80-78 breaking what was the nation's longest current home-court winning streak (35 games). It was also CU's first road win against a nationally ranked team since 1973. The win improved the Buffs' conference record to 3-0 for the first time since 1968-69.
- With a win over Wofford in February, CU recorded 20 wins for only the second time in program history.
- The Buffaloes were selected to play in the NCAA Tournament for the first time since 1968-69.
- In the first game of the NCAA Tournament against Indiana, Chauncey Billups scored 24 points and became just the 19th player in CU history to record 1,000 points in his career. The win over Indiana was the 22nd of the season, a then-school record.
- At season's end, Chauncey Billups closed the book on his storied collegiate career and declared for the NBA Draft. He was selected third overall by the Boston Celtics.



**Ricardo Patton**  
1996-97 – 2006-07

# COLORADO BUFFALOES

## 1997-98

M	D	Year	Opponent	Score	FG	FGA	Pct.	3FG	3FGA	3Pct.	FT	FTA	Pct	OR	DR	TR	PF	Pts	Ast	TO	Blk	Stl	Min.
11	16	1997	SOUTHEAST MISSOURI	W 62-59	24	59	.407	3	11	.273	11	14	.786	11	24	35	14	62	15	12	3	8	200
11	19	1997	WYOMING	L 58-62	13	43	.302	3	14	.214	29	46	.630	19	17	36	21	58	9	9	4	8	200
11	22	1997	NORTHWESTERN STATE	W 76-58	27	70	.386	8	20	.400	14	27	.519	19	28	47	19	76	22	12	6	12	200
11	25	1997	NORTH CAROLINA A&T	W 77-55	26	59	.441	4	13	.308	21	27	.778	12	36	48	17	77	19	11	7	7	200
11	27	1997	NORFOLK STATE	W 67-56	24	58	.414	7	18	.389	12	23	.522	21	21	42	5	67	15	10	7	8	200
12	2	1997	at Colorado State	L 68-91	21	50	.420	8	19	.421	18	25	.720	14	18	32	20	68	13	21	5	5	200
12	9	1997	GEORGIA	L 73-84	28	67	.418	8	17	.471	9	12	.750	14	25	39	15	73	20	13	8	6	200
12	20	1997	^ vs. Massachusetts	L 68-79	22	58	.379	6	10	.600	18	32	.563	22	19	41	21	68	8	15	1	4	200
12	22	1997	DENVER	W 72-54	26	59	.441	2	8	.250	18	23	.783	12	32	44	15	72	20	22	2	13	200
12	29	1997	CENTENARY	W 86-85	32	70	.457	3	14	.214	18	22	.818	18	33	51	17	85	22	13	7	5	200
1	3	1998	* OKLAHOMA	L 68-69	23	48	.479	6	15	.400	16	20	.800	6	22	28	19	68	17	12	5	7	200
1	7	1998	* at Kansas	L 62-111	24	68	.353	3	14	.214	11	16	.688	18	18	36	19	62	7	21	1	3	200
1	11	1998	* at Nebraska	L 72-87	20	63	.317	7	25	.280	25	37	.676	17	19	36	22	72	9	18	5	9	200
1	17	1998	* MISSOURI	W 81-78	27	57	.474	5	11	.455	22	28	.786	10	24	34	17	81	23	12	4	9	200
1	21	1998	* BAYLOR	W 84-71	29	53	.547	9	16	.563	17	21	.810	8	17	25	14	84	22	8	3	7	200
1	25	1998	* at Kansas State	L 60-78	20	65	.308	7	24	.292	13	25	.520	15	23	38	20	60	13	12	3	8	200
1	28	1998	* at Texas A&M	W 68-67	25	70	.357	7	26	.269	11	19	.579	22	21	43	16	68	22	14	2	6	200
1	31	1998	* KANSAS STATE	W 77-66	23	57	.404	7	15	.467	24	32	.750	17	28	45	19	77	16	11	2	4	200
2	3	1998	* at Oklahoma State	L 74-86 (ot)	26	62	.419	8	21	.381	14	20	.700	8	23	31	23	74	12	18	1	5	225
2	7	1998	* IOWA STATE	W 70-52	25	54	.463	3	10	.300	17	20	.850	13	24	37	16	70	17	10	2	5	200
2	11	1998	* TEXAS TECH	W 91-80 (2ot)	31	82	.378	2	14	.143	27	33	.818	27	35	62	17	91	17	12	4	4	250
2	14	1998	* at Iowa State	L 63-80	21	56	.375	8	16	.500	13	14	.929	10	25	35	25	63	11	17	0	5	200
2	16	1998	* KANSAS	L 72-81	25	65	.385	5	19	.263	17	24	.708	14	19	33	21	72	14	9	7	6	200
2	21	1998	* NEBRASKA	L 71-79	25	74	.338	6	29	.207	15	27	.556	22	24	46	19	71	19	13	8	7	200
2	25	1998	* at Missouri	L 67-86	24	50	.480	3	12	.250	16	26	.615	12	24	36	18	67	11	24	3	5	200
2	28	1998	* at Texas	W 81-64	29	63	.460	8	16	.500	15	29	.517	17	27	44	19	81	14	16	1	8	200
3	5	1998	# vs. Kansas State	L 61-75	21	58	.362	7	17	.412	12	16	.750	10	24	34	24	61	10	16	4	3	200

\*-Big 12 Conference; #-Big 12 Tournament - Kansas City; ^-Las Vegas, Nev.

Player	GP	GS	FG	FGA	Pct	3FG	3FGA	Pct	FT	FTA	Pct	OR	DR	TR	RPG	PF	FO	TP	PPG	Ast	APG	TO	A/TO	Blk	Stl	Min
Price, Kenny	27	24	127	312	.407	90	214	.421	48	60	.800	32	86	118	4.4	44	1	392	14.5	54	2.0	45	1.2	3	21	842
DeGray, Ronnie	27	26	112	261	.429	1	2	.500	104	145	.717	75	126	201	7.4	90	0	329	12.2	33	1.2	40	0.8	40	26	815
Melvin, Charlie	27	27	110	228	.482	0	0	.000	75	113	.664	84	122	206	7.6	86	5	295	10.9	36	1.3	42	0.9	33	18	735
Hughes, Marlon	27	20	91	248	.367	20	85	.235	63	82	.768	29	50	79	2.9	64	1	265	9.8	96	3.6	70	1.4	1	32	706
Smith, Will	27	13	46	137	.336	4	15	.267	52	70	.743	34	35	69	2.6	55	0	148	5.5	25	0.9	36	0.7	6	9	416
Frier, Howard	26	11	38	95	.400	1	6	.167	40	70	.571	18	55	73	2.8	52	0	117	4.5	100	3.8	60	1.7	8	34	595
Mosley, Jamahl	19	1	29	66	.439	0	0	.000	25	37	.676	30	46	76	4.0	26	0	83	4.4	10	0.5	17	0.6	11	8	314
Thomas, Aki	27	2	45	116	.388	8	39	.205	21	37	.568	22	41	63	2.3	37	0	119	4.4	15	0.6	31	0.5	2	10	313
Jones, Dwight	26	11	37	99	.374	27	66	.409	2	4	.500	9	23	32	1.2	17	0	103	4.0	43	1.7	17	2.5	1	11	439
Renfro, Ernest	25	0	21	48	.438	0	1	.000	12	21	.571	14	20	34	1.4	16	0	54	2.2	0	0.0	16	0.0	3	5	215
Bell, Micah	14	0	3	18	.167	1	11	.091	10	16	.625	0	2	2	0.1	4	0	17	1.2	2	0.1	3	0.7	0	3	57
Townsend, Josh	5	0	2	5	.400	1	3	.333	1	2	.500	0	1	1	0.2	1	0	6	1.2	2	0.4	3	0.7	0	0	17
Christ, J.R.	2	0	0	5	.000	0	0	.000	0	1	.000	1	4	5	2.5	0	0	0	0.0	1	0.5	4	0.3	1	0	11
TEAM	27		661	1638	.404	153	442	.346	453	658	.688	406	652	1058	39.2	492	7	1928	71.4	417	15.4	386	1.1	109	177	5475

### 13-14 (7-9 Big 12) Head Coach: Ricardo Patton

Assistants: Terry Dunn, David Moe, Shane Wagner

#	Name	Class	Pos.	Ht.	Wt.	Hometown (High School)
11	Bell, Micah	Fr.	G	6-3	190	Wyoming, Mich. (Wyoming Park)
40	Christ, J.R.	Fr.	F	6-8	210	St. Louis, Mo. (Lindbergh)
52	DeGray, Ronnie	Sr.	F	6-6	210	Leesville, La. (Leesville/Howard CC [Texas])
5	Frier, Howard	Sr.	G	6-2	188	Suffolk, Va. (Nansemond River)
21	Gilchrist, Devon	So.	G	6-4	198	Minneapolis, Minn. (St. Thomas)
12	Hughes, Marlon	Sr.	G	6-0	181	Chicago, Ill. (Hillcrest/Pratt CC [Kan.])
31	Jones, Dwight	Jr.	G	5-11	190	Beaufort, N.C. (East Carteret/Dodge City CC [Kan.])
13	Melvin, Charlie	Sr.	C	6-10	225	Los Alamos, N.M. (Los Alamos)
50	Mosley, Jamahl	Fr.	F	6-8	225	San Diego, Calif. (Rancho Buena Vista)
3	Price, Kenny	Jr.	G	6-4	190	Springfield, Mo. (Glendale/Westlake CC [Ft. Smith, Ark.])
32	Renfro, Ernest	Fr.	F	6-7	220	Memphis, Tenn. (Hillcrest)
10	Smith, Will	So.	F	6-6	206	Memphis, Tenn. (Hamilton)
42	Thomas, Aki	Fr.	G	6-8	205	New York, N.Y. (MCSM)
15	Townsend, Josh	So.	G	6-3	185	Littleton, Colo. (Columbine)

Home: 11-5 Road: 2-7 Neutral: 0-2



Ronnie DeGray

### SEASON NOTES

- CU would cruise through their non-conference schedule, finishing with an 8-4 record, and the ninth consecutive season over .500 against non-conference opponents.
- Kenny Price scored a team season-high 28 points in a conference victory over Texas late in the season. Price drained eight 3-pointers to set a new single-game record.
- Price's eight treys against Texas brought his total to 90 on the season and moved him into first place atop CU's all-time single-season 3-pointers made list.
- On Feb. 16, against No. 4 Kansas, CU drew a season-high attendance of 10,822; it was also the third most attended game of the season, home or away.
- Kenny Price was named the Big 12 Newcomer of the Year.
- Price and Ronnie DeGray were conference honorable mentions.
- Jamahl Mosley was an All-Big 12 Academic First Team selection.



M	D	Year	Opponent	Score	FG	FGA	Pct.	3FG	3FGA	3Pct.	FT	FTA	Pct	OR	DR	TR	PF	Pts	Ast	TO	Blk	Stl	Min.
11	14	1998	DENVER	W 69-66	26	70	.371	8	20	.400	9	18	.500	12	35	47	14	69	19	13	1	8	200
11	17	1998	COLORADO STATE	W 75-67	17	43	.395	7	14	.500	34	41	.829	8	25	33	22	75	11	14	3	7	200
11	20	1998	ELON COLLEGE	W 107-69	39	63	.619	15	25	.600	14	21	.667	11	28	39	16	107	35	17	7	11	200
11	22	1998	STEPHEN F. AUSTIN	W 83-55	36	73	.493	4	20	.200	7	10	.700	13	29	42	10	83	18	13	2	14	200
11	26	1998	^ vs. Kentucky	L 52-64	20	73	.274	2	28	.071	10	19	.526	21	19	40	21	52	8	15	3	10	200
11	27	1998	^ vs. Xavier	L 61-74	18	48	.375	3	23	.130	22	36	.611	16	19	35	24	61	7	26	1	7	200
11	29	1998	^ vs. American (P.R.)	W 101-56	41	73	.562	9	19	.474	10	18	.556	19	22	41	13	101	28	8	7	12	200
12	2	1998	VCU	W 78-76	26	66	.394	10	30	.333	16	26	.615	13	24	37	12	78	21	13	5	12	200
12	5	1998	IDAHO STATE	W 90-63	29	58	.500	12	25	.480	20	32	.625	11	20	31	15	90	17	9	4	12	200
12	9	1998	at Wyoming	L 66-67	21	65	.323	3	15	.200	21	31	.677	19	21	40	22	66	13	18	4	8	200
12	21	1998	TEXAS-ARLINGTON	W 97-72	34	75	.453	12	21	.571	17	26	.654	18	22	40	12	97	23	12	5	13	200
12	28	1998	! vs. Boston	W 88-51	35	59	.593	7	18	.389	11	17	.647	7	30	37	16	88	23	11	3	8	200
12	29	1998	! at Montana State	L 75-78	28	68	.412	7	19	.368	12	16	.750	11	23	34	20	75	13	15	4	10	200
1	2	1999	* TEXAS	L 68-73	25	62	.403	7	19	.368	11	18	.611	13	26	39	26	68	12	14	5	7	200
1	9	1999	* at Oklahoma	L 75-89	23	66	.348	7	18	.389	22	25	.880	15	24	39	25	75	9	15	1	4	200
1	13	1999	* at Iowa State	L 51-60	18	52	.346	1	14	.071	14	19	.737	9	25	34	23	51	9	19	3	8	200
1	16	1999	* MISSOURI	W 82-63	30	56	.536	9	18	.500	13	25	.520	7	27	34	19	82	13	17	5	10	200
1	20	1999	* at Kansas State	L 52-76	18	58	.310	5	19	.263	11	20	.550	11	17	28	21	52	10	18	1	7	200
1	23	1999	* at Nebraska	L 55-72	19	64	.297	7	24	.292	10	20	.500	15	22	37	19	55	6	23	4	13	200
1	27	1999	* IOWA STATE	W 64-44	26	57	.456	4	10	.400	8	10	.800	12	23	35	13	64	12	7	4	5	200
1	30	1999	* at Kansas	L 74-77	29	59	.492	4	13	.308	12	16	.750	7	19	26	25	74	14	16	2	8	200
2	3	1999	* NEBRASKA	L 52-57	19	60	.317	6	14	.429	8	17	.471	17	24	41	22	52	8	20	4	8	200
2	7	1999	* KANSAS	L 80-86	25	68	.368	10	29	.345	20	29	.690	12	28	40	27	80	19	11	1	10	200
2	10	1999	* OKLAHOMA STATE	W 83-80	22	57	.386	7	15	.467	32	41	.780	18	23	41	24	83	13	12	1	3	200
2	13	1999	* at Missouri	L 56-87	18	55	.327	3	17	.176	17	31	.548	11	26	37	15	56	10	17	3	5	200
2	17	1999	* TEXAS A&M	W 71-61	23	57	.404	7	22	.318	18	28	.643	16	28	44	19	71	20	21	7	8	200
2	20	1999	* at Baylor	W 73-56	28	57	.491	5	17	.294	12	22	.545	11	33	44	19	73	14	14	2	7	200
2	24	1999	* at Texas Tech	W 78-68	27	60	.450	5	15	.333	19	25	.760	10	30	40	20	78	11	12	5	10	200
2	27	1999	* KANSAS STATE	W 69-60	22	63	.349	7	24	.292	18	26	.692	11	29	40	20	69	13	8	4	6	200
3	4	1999	# vs. Iowa State	W 69-61	24	62	.387	6	17	.353	15	21	.714	10	33	43	20	69	12	12	8	4	200
3	5	1999	# vs. Texas	L 76-82	24	62	.387	14	24	.583	14	23	.609	13	28	41	24	76	16	14	8	8	200
3	10	1999	& PEPPERDINE	W 65-61	23	45	.511	0	9	.000	19	24	.792	6	28	34	13	65	13	17	7	6	200
3	16	1999	& at Colorado State	L 76-86	26	72	.361	5	18	.278	19	24	.792	21	17	38	23	76	12	15	2	12	200

\*-Big 12 Conference; #-Big 12 Tournament - Kansas City; &-NIT; ^-San Juan, P.R.; !-Montana State Invitational, Bozeman, Mont.

Player	GP	GS	FG	FGA	Pct	3FG	3FGA	Pct	FT	FTA	Pct	OR	DR	TR	RPG	PF	FO	TP	PPG	Ast	APG	TO	A/TO	Blk	Stl	Min
Price, Kenny	32	27	155	392	.395	97	257	.377	60	81	.741	41	86	127	4.0	41	0	467	14.6	53	1.7	53	1.0	5	27	929
Manlove, Tyron	12	8	57	145	.393	13	37	.351	14	24	.583	20	28	48	4.0	38	1	141	11.8	18	1.5	27	0.7	4	17	262
Walls, Jaquay	33	27	114	291	.392	28	92	.304	129	175	.737	14	90	104	3.2	95	5	385	11.7	129	3.9	105	1.2	7	46	801
Mohr, Nick	10	0	41	91	.451	8	31	.258	16	21	.762	9	25	34	3.4	14	0	106	10.6	14	1.4	14	1.0	4	17	191
Mosley, Jamahl	21	18	72	152	.474	0	0	.000	78	100	.780	53	93	146	7.0	57	2	222	10.6	14	0.7	36	0.4	18	10	555
Smith, Will	33	21	97	226	.429	4	17	.235	52	75	.693	54	77	131	4.0	63	0	250	7.6	30	0.9	39	0.8	12	21	680
Jones, Dwight	33	19	67	179	.374	49	134	.366	18	24	.750	26	50	76	2.3	29	0	201	6.1	50	1.5	20	2.5	1	36	742
Thomas, Aki	32	9	67	140	.479	2	4	.500	43	80	.538	36	109	145	4.5	74	2	179	5.6	13	0.4	36	0.4	21	15	539
Williams, Kyle	16	3	31	74	.419	13	38	.342	14	22	.636	10	9	19	1.2	19	0	89	5.6	11	0.7	18	0.6	2	14	168
Carter, Carlton	33	13	76	173	.439	0	2	.000	29	49	.592	52	94	146	4.4	82	6	181	5.5	15	0.5	43	0.3	39	11	571
Renfro, Ernest	33	9	43	89	.483	0	0	.000	27	68	.397	33	45	78	2.4	46	0	113	3.4	16	0.5	24	0.7	10	14	470
Winston, Jose	33	10	19	74	.257	4	21	.190	35	56	.625	31	74	105	3.2	76	2	77	2.3	119	3.6	69	1.7	3	53	692
TEAM	33		839	2026	.414	218	633	.344	515	775	.665	418	824	1242	37.6	634	18	2411	73.1	482	14.6	486	1.0	126	281	6600

### 18-15 (7-9 Big 12) Head Coach: Ricardo Patton

Assistants: Terry Dunn, David Moe, Aki Collins

#	Name	Class	Pos.	Ht.	Wt.	Hometown (High School)
21	Carter, Carlton	Fr.	F	6-10	200	Trenton, N.J. (Solebury Academy)
31	Jones, Dwight	Sr.	G	5-11	180	Beaufort, N.C. (East Carteret/Dodge City CC [Kan.])
32	Manlove, Tyron	So.	G/F	6-4	220	Portland, Ore. (Wilson)
24	Mohr, Nick	Fr.	G	6-4	180	Littleton, Colo. (Columbine)
5	Mosley, Jamahl	So.	F	6-8	235	San Diego, Calif. (Rancho Buena Vista)
3	Price, Kenny	Sr.	G	6-4	190	Springfield, Mo. (Glendale/Westlake CC [Ft. Smith, Ark.])
23	Renfro, Ernest	So.	F	6-7	245	Memphis, Tenn. (Hillcrest)
10	Smith, Will	Jr.	F	6-6	230	Memphis, Tenn. (Hamilton)
42	Thomas, Aki	So.	G	6-8	220	New York, N.Y. (MCSM)
15	Townsend, Josh	Sr.	G	6-3	185	Littleton, Colo. (Columbine)
4	Walls, Jaquay	Jr.	G	6-3	170	Brooklyn, N.Y. (Grady/Compton JC)
11	Williams, Kyle	Fr.	G	6-6	190	Burlington, N.J. (Burlington City)
12	Winston, Jose	Fr.	G	6-0	180	Milwaukee, Wis. (Vincent)

Home: 13-3 Road: 2-9 Neutral: 3-3



Kenny Price

### SEASON NOTES

- Kenny Price set a school single-game record with nine 3-pointers against Texas at the Big 12 Championship. His 97 3-pointers on the season is also a school record.
- Jaquay Walls was named to the All-Big 12 All-Underrated Team as well as earning All-Big 12 Honorable Mention status. Kenny Price was named to the All-Big 12 third team, while ranking third in the conference in points per game.
- Nick Mohr became the seventh CU freshman to average double-digits points (10.6 ppg.) in his first year. He played only 10 games because of a torn ACL.
- With a win over Iowa State (March 4), the Buffs broke a nine-game conference tournament losing streak.
- In March, CU was selected to play in the National Invitational Tournament. It marked the second time in three years under head coach Ricardo Patton that the Buffs qualified for postseason play.

# COLORADO BUFFALOES

## 1999-2000

M	D	Year	Opponent	Score	FG	FGA	Pct.	3FG	3FGA	3Pct.	FT	FTA	Pct	OR	DR	TR	PF	Pts	Ast	TO	Blk	Stl	Min.
11	19	1999	ST. MARY'S	W 67-56	25	65	.385	7	13	.538	10	19	.526	21	27	48	17	67	14	17	6	13	200
11	23	1999	REGIS	W 85-47	32	71	.451	4	13	.308	17	27	.630	24	28	52	13	85	20	11	6	9	200
11	25	1999	YALE	W 65-50	22	68	.324	0	7	.000	21	29	.724	25	27	52	9	65	12	14	10	11	200
11	28	1999	at VCU	L 78-82 (ot)	28	67	.418	5	16	.313	17	29	.586	19	29	48	27	78	15	15	3	10	225
12	4	1999	CALIFORNIA	W 80-62	31	67	.463	4	11	.364	14	24	.583	18	27	45	19	80	28	6	5	10	200
12	8	1999	at Colorado State	L 57-79	24	57	.421	3	8	.375	6	12	.500	11	27	38	17	57	11	15	4	4	200
12	18	1999	EASTERN WASHINGTON	W 79-61	28	57	.491	4	12	.333	19	27	.704	11	29	40	12	79	16	11	1	9	200
12	21	1999	NEW MEXICO STATE	W 76-53	26	58	.448	3	10	.300	21	33	.636	14	30	44	18	76	16	11	1	8	200
12	27	1999	^ vs. Villanova	W 79-56	27	57	.474	3	13	.231	22	32	.688	16	27	43	15	79	10	21	4	12	200
12	29	1999	^ at Hawaii	L 74-76	27	64	.422	4	14	.286	16	20	.800	14	17	31	22	74	12	19	0	10	200
12	30	1999	^ vs. Gonzaga	W 81-77	28	49	.571	5	12	.417	20	29	.690	8	28	36	12	81	11	20	2	4	200
1	4	2000	at Denver	W 73-49	28	61	.459	3	9	.333	14	23	.609	13	34	47	17	73	16	13	1	9	200
1	8	2000	* KANSAS	L 69-84	18	67	.269	7	22	.318	26	34	.765	22	22	44	15	69	13	16	5	6	200
1	12	2000	* at Missouri	L 86-100	31	65	.477	5	14	.357	19	28	.679	14	15	29	26	86	17	11	1	9	200
1	16	2000	* at Iowa State	L 72-86	28	59	.475	7	18	.389	9	14	.643	10	19	29	23	72	11	14	3	5	200
1	19	2000	* OKLAHOMA	W 88-80	29	53	.547	3	7	.429	27	40	.675	10	28	38	21	88	20	13	0	9	200
1	22	2000	* KANSAS STATE	W 78-70	24	59	.407	6	20	.300	24	32	.750	11	26	37	14	78	15	15	6	7	200
1	24	2000	* at Kansas	L 74-89	29	75	.387	2	10	.200	14	25	.560	22	19	41	25	74	12	16	1	14	200
1	29	2000	* at Texas	L 65-75	21	58	.362	6	16	.375	17	20	.850	12	22	34	30	65	12	15	4	6	200
2	2	2000	* MISSOURI	L 81-86	31	67	.463	2	12	.167	17	25	.680	12	27	39	25	81	15	15	5	8	200
2	5	2000	* at Kansas State	W 67-63	22	50	.440	7	18	.389	16	19	.842	10	24	34	16	67	15	15	1	10	200
2	8	2000	* NEBRASKA	W 70-58	22	57	.386	4	15	.267	22	33	.667	14	28	42	18	70	13	20	7	7	200
2	11	2000	* at Texas A&M	L 69-74	25	56	.446	9	21	.429	10	19	.526	9	22	31	25	69	20	13	5	13	200
2	15	2000	TEXAS PAN-AMERICAN	W 79-64	27	57	.474	4	14	.286	21	28	.750	17	26	43	10	79	17	12	7	7	200
2	19	2000	* IOWA STATE	W 102-90 (ot)	36	74	.486	9	15	.600	21	28	.750	14	32	46	25	102	13	10	6	6	225
2	23	2000	* BAYLOR	W 95-75	36	68	.529	11	18	.611	12	16	.750	17	24	41	9	95	25	9	1	6	200
2	26	2000	* at Nebraska	L 64-69	23	63	.365	1	20	.050	17	30	.567	17	23	40	27	64	12	16	3	12	200
3	1	2000	* at Oklahoma State	L 60-96	15	50	.300	2	14	.143	28	35	.800	10	28	38	28	60	7	20	1	5	200
3	4	2000	* TEXAS TECH	W 88-67	33	77	.429	10	22	.455	12	17	.706	19	31	50	19	88	19	12	2	12	200
3	9	2000	# vs. Texas A&M	W 79-53	24	48	.500	9	15	.600	22	31	.710	9	28	37	19	79	15	19	4	7	200
3	10	2000	# vs. Texas	L 35-78	12	66	.182	0	11	.000	11	18	.611	15	19	34	19	35	5	11	2	4	200
3	16	2000	& SOUTHERN ILLINOIS	L 92-94	32	69	.464	5	14	.357	23	28	.821	15	22	37	23	92	19	10	9	10	200

\*-Big 12 Conference; #-Big 12 Tournament - Kansas City; &-NIT; ^-Rainbow Classic - Honolulu

Player	GP	GS	FG	FGA	Pct	3FG	3FGA	Pct	FT	FTA	Pct	OR	DR	TR	RPG	PF	FO	TP	PPG	Ast	APG	TO	A/TO	Blk	Stl	Min
Walls, Jaquay	32	32	167	379	.441	57	147	.388	153	203	.754	23	78	101	3.2	87	2	544	17.0	14.4	4.5	82	1.8	7	49	985
Mosley, Jamahl	32	31	159	294	.541	0	0	.000	131	177	.740	95	133	228	7.1	73	0	449	14.0	27	0.8	42	0.6	19	33	885
Mohr, Nick	32	6	95	246	.386	45	132	.341	41	55	.745	17	63	80	2.5	44	1	276	8.6	55	1.7	59	0.9	8	25	720
Pelle, Stephane	32	7	89	217	.410	2	2	1.000	92	128	.719	93	125	218	6.8	71	1	272	8.5	25	0.8	42	0.6	27	18	660
Carter, Carlton	6	1	16	32	.500	0	0	.000	7	12	.583	11	18	29	4.8	11	0	39	6.5	3	0.5	7	0.4	10	4	100
Fox, Richard	29	17	83	174	.477	0	1	.000	23	49	.469	58	133	191	6.6	71	1	189	6.5	28	1.0	44	0.6	18	7	612
Smith, Will	32	26	74	187	.396	4	26	.154	51	75	.680	31	53	84	2.6	59	1	203	6.3	21	0.7	40	0.5	7	11	599
Williams, Kyle	31	4	69	188	.367	19	63	.302	28	41	.683	21	43	64	2.1	46	0	185	6.0	21	0.7	38	0.6	8	22	505
Winston, Jose	32	25	37	102	.363	12	42	.286	18	39	.462	32	69	101	3.2	85	3	104	3.3	127	4.0	66	1.9	1	82	789
Townsend, Josh	22	1	15	45	.333	14	38	.368	2	3	.667	5	6	11	0.5	5	0	46	2.1	13	0.6	5	2.6	1	7	144
Thomas, Aki	29	10	21	62	.339	0	0	.000	13	26	.500	24	47	71	2.4	40	0	55	1.9	8	0.3	17	0.5	6	11	254
Renfro, Ernest	27	0	15	41	.366	0	0	.000	6	16	.375	13	19	32	1.2	18	0	36	1.3	4	0.1	5	0.8	5	6	171
Sanders, Sam	10	0	4	12	.333	1	3	.333	0	0	.000	0	1	1	0.1	4	0	9	0.9	0	0.0	6	0.0	0	2	27
TEAM	32		844	1979	.426	154	454	.339	565	824	.686	473	815	1288	40.3	615	9	2407	75.2	476	14.9	455	1.1	117	277	6451

### 18-14 (7-9 Big 12) Head Coach: Ricardo Patton

Assistants: Terry Dunn, David Moe, Aki Collins

#	Name	Class	Pos.	Ht.	Wt.	Hometown (High School)
21	Carter, Carlton	So.	F	6-11	205	Trenton, N.J. (Solebury Academy)
50	Fox, Richard	Fr.	F/C	6-11	250	Denver, Colo. (Regis)
24	Mohr, Nick	So.	G	6-4	180	Littleton, Colo. (Columbine)
5	Mosley, Jamahl	Jr.	F	6-8	225	San Diego, Calif. (Rancho Buena Vista)
34	Pelle, Stephane	Fr.	F	6-9	235	Yaounde, Cameroon (Mercersburg Acad.)
23	Renfro, Ernest	Jr.	F	6-7	220	Memphis, Tenn. (Hillcrest)
10	Smith, Will	Sr.	F	6-6	206	Memphis, Tenn. (Hamilton)
42	Thomas, Aki	Jr.	F	6-8	205	New York, N.Y. (MCSM)
15	Townsend, Josh	Sr.	G	6-3	185	Littleton, Colo. (Columbine)
4	Walls, Jaquay	Sr.	G	6-3	180	Brooklyn, N.Y. (Grady/Compton JC)
11	Williams, Kyle	So.	G	6-6	187	Burlington, N.J. (Burlington City)
3	Winston, Jose	So.	G	6-0	180	Milwaukee, Wis. (Vincent)

Home: 13-3 Road: 2-10 Neutral: 3-1



Jaquay Walls

### SEASON NOTES

- In the opening game of the season, sophomore Jose Winston tied his career-high with eight steals, the second-highest single-game total in CU history.
- On Jan. 19, CU beat No. 17 Oklahoma 88-80, breaking an 11-game losing streak to the Sooners.
- With a victory in late January over Kansas State, head coach Ricardo Patton moved into sole possession of fourth on the all-time coaching wins list at CU with 68.
- In what many CU fans believe to be the best game at the Coors Events Center, CU came from behind to defeat Iowa State in overtime 102-90. Jaquay Walls scored an NCAA-record 15 points in the overtime on his way to an arena single-game record 42 points.
- The Buffs were once again invited to play in the National Invitational Tournament. They lost to Southern Illinois in the first round, 94-92. The invitation marked the third time in four years that the Buffs had played in a postseason tournament.



# COLORADO BUFFALOES

## 2000-01

M	D	Year	Opponent	Score	FG	FGA	Pct.	3FG	3FGA	3Pct.	FT	FTA	Pct	OR	DR	TR	PF	Pts	Ast	TO	Blk	Stl	Min.
11	16	2000	^ at Alaska-Fairbanks	W 79-68	29	61	.475	5	13	.385	16	18	.889	11	33	44	16	79	10	17	3	4	200
11	18	2000	^ vs. Austin Peay	L 86-91	31	60	.517	7	17	.412	17	23	.739	12	19	31	20	86	11	16	0	2	200
11	19	2000	^ vs. South Florida	W 100-72	32	51	.627	9	16	.563	27	38	.711	7	32	39	24	100	16	19	0	3	200
11	26	2000	ST. JOSEPH'S	L 78-92	26	53	.491	2	15	.133	24	36	.667	12	24	36	21	78	16	16	4	3	200
11	28	2000	LOYOLA MARYMOUNT	W 94-79	35	68	.515	11	20	.550	13	23	.565	19	18	37	26	94	24	16	1	10	200
12	3	2000	TEXAS-ARLINGTON	W 119-75	41	65	.631	15	26	.577	22	28	.786	8	32	40	28	119	34	22	3	11	200
12	6	2000	at St. Mary's	W 105-61	37	61	.607	13	23	.565	18	26	.692	14	36	50	17	105	14	21	3	4	200
12	9	2000	at California	L 63-75	22	58	.379	9	22	.409	10	13	.769	9	26	35	23	63	11	20	1	4	200
12	12	2000	UMKC	W 80-64	29	61	.475	6	18	.333	16	26	.615	15	30	45	18	80	24	17	2	8	200
12	23	2000	COLORADO STATE	W 109-86	34	54	.630	9	14	.643	32	41	.780	6	24	30	24	109	25	12	5	7	200
12	28	2000	MURRAY STATE	W 98-71	33	65	.508	5	15	.333	27	37	.730	16	28	44	20	98	27	15	9	10	200
12	30	2000	at Wisconsin-Milwaukee	W 74-71 (ot)	28	67	.418	6	14	.429	12	20	.600	10	31	41	22	74	9	15	3	3	225
1	2	2001	COPPIN STATE	W 91-63	32	55	.582	9	21	.429	18	27	.667	14	22	36	19	91	26	16	4	8	200
1	6	2001	* at Baylor	L 56-61	19	49	.388	3	19	.158	15	23	.652	13	27	40	18	56	9	16	1	5	200
1	10	2001	* MISSOURI	L 76-82	24	77	.312	7	22	.318	21	28	.750	23	33	56	27	76	20	17	4	8	200
1	13	2001	* TEXAS A&M	W 88-58	32	63	.508	7	20	.350	17	25	.680	9	28	37	28	88	27	12	5	8	200
1	16	2001	* at Iowa State	L 68-84	22	47	.468	2	9	.222	22	29	.759	6	14	20	17	68	9	14	2	12	200
1	20	2001	* at Texas Tech	W 88-71	37	63	.587	4	14	.286	10	14	.714	11	24	35	18	88	23	17	3	12	200
1	22	2001	* KANSAS	L 75-85	25	71	.352	7	21	.333	18	25	.720	19	28	47	18	75	18	15	3	9	200
1	27	2001	* OKLAHOMA STATE	W 81-71	31	67	.463	7	19	.368	12	17	.706	14	26	40	20	81	24	12	3	8	200
1	31	2001	* IOWA STATE	L 61-71	15	46	.326	1	8	.125	30	38	.789	10	22	32	22	61	7	19	8	9	200
2	3	2001	* at Nebraska	W 60-57	22	47	.468	4	14	.286	12	20	.600	15	20	35	18	60	13	19	2	10	200
2	7	2001	* TEXAS	L 72-77	21	68	.309	3	15	.200	27	34	.794	27	28	55	24	72	11	8	3	2	200
2	10	2001	* at Kansas State	W 70-63	28	58	.483	4	13	.308	10	12	.833	12	19	31	17	70	17	10	1	5	200
2	14	2001	* at Missouri	L 69-80	24	60	.400	4	17	.235	17	30	.567	18	24	42	28	69	15	16	0	10	200
2	17	2001	* NEBRASKA	L 82-87 (ot)	28	73	.384	4	20	.200	22	35	.629	20	28	48	29	82	20	15	7	14	225
2	21	2001	* at Kansas	L 79-91	26	66	.394	6	15	.400	21	22	.955	11	26	37	23	79	12	15	1	11	200
2	28	2001	* at Oklahoma	L 67-86	24	58	.414	4	14	.286	15	17	.882	10	21	31	17	67	13	22	0	9	200
3	3	2001	* KANSAS STATE	L 67-72	23	61	.377	5	24	.208	16	21	.762	14	28	42	26	67	14	20	8	6	200
3	8	2001	# vs. Baylor	L 84-86 (ot)	27	66	.409	8	20	.400	22	37	.595	24	26	50	25	84	18	25	7	12	225

\*-Big 12 Conference; #-Big 12 Tournament - Kansas City; ^-Top of the World Classic - Fairbanks, Alaska

Player	GP	GS	FG	FGA	Pct	3FG	3FGA	Pct	FT	FTA	Pct	OR	DR	TR	RPG	PF	FO	TP	PPG	Ast	APG	TO	A/TO	Blk	Stl	Min
Harrison, D.J.	30	30	146	319	.458	48	123	.390	116	155	.748	43	99	142	4.7	85	2	456	15.2	49	1.6	51	1.0	11	19	831
Mosley, Jamahl	30	28	145	259	.560	0	1	.000	127	165	.770	91	138	229	7.5	96	2	417	13.9	31	1.0	81	0.4	14	16	838
Pelle, Stephane	30	14	124	259	.479	0	1	.000	93	120	.775	86	138	224	7.3	88	5	341	11.4	21	0.7	61	0.3	19	37	737
Mohr, Nick	30	26	92	204	.451	35	93	.376	43	53	.811	17	45	62	2.1	50	3	262	8.7	67	2.2	46	1.5	0	26	613
Harbert, Justin	30	0	81	183	.443	43	103	.417	24	30	.800	9	32	41	1.4	40	0	229	7.6	28	0.9	35	0.8	4	23	432
Fox, Richard	27	11	72	129	.558	0	0	.000	26	43	.605	32	91	123	4.6	67	1	170	6.3	32	1.2	44	0.7	18	12	440
Morandais, Michel	30	3	52	115	.452	9	22	.409	40	62	.645	31	56	87	2.9	51	1	153	5.1	27	0.9	32	0.8	9	17	383
Wilson, Blair	29	4	42	118	.356	23	75	.307	21	26	.808	20	31	51	1.8	37	0	128	4.4	22	0.8	15	1.5	7	13	430
Winston, Jose	30	30	33	102	.324	10	45	.222	28	60	.467	18	72	90	3.0	75	5	104	3.5	194	6.5	86	2.3	3	44	867
Brimmer, Chevis	26	0	22	70	.314	11	43	.256	18	25	.720	6	10	16	0.6	22	0	73	2.8	20	0.8	22	0.9	1	9	181
Sanders, Sam	7	0	6	6	1.000	4	5	.800	3	4	.750	1	2	3	0.4	4	0	19	2.7	5	0.7	3	1.7	0	0	32
Jones, Trennis	6	0	3	12	.250	3	7	.429	1	2	.500	2	4	6	1.0	3	0	10	1.7	4	0.7	2	2.0	0	2	25
Renfro, Ernest	29	4	15	32	.469	0	0	.000	16	31	.516	20	28	48	1.7	28	1	46	1.6	15	0.5	7	2.1	9	8	239
Slaughter, Preston	7	0	4	8	.500	0	0	.000	3	6	.500	0	4	4	0.6	5	0	11	1.6	3	0.4	0	0.0	1	1	20
Gasser, Brandon	2	0	0	2	.000	0	0	.000	0	0	.000	0	1	1	0.5	1	0	0	0.0	1	0.5	1	1.0	0	0	7
TEAM												33	26	59								6				
	30		837	1818	.460	186	518	.359	559	782	.715	409	777	1186	39.5	652	20	2419	80.6	519	17.3	494	1.1	96	227	6075

### 15-15 (5-11 Big 12) Head Coach: Ricardo Patton

Assistants: Terry Dunn, Larry Gay, David Moe

#	Name	Class	Pos.	Ht.	Wt.	Hometown (High School)
1	Brimmer, Chevis	Fr.	G	5-11	170	New Orleans, La. (Abramson)
50	Fox, Richard	So.	C	6-11	270	Denver, Colo. (Regis)
33	Harbert, Justin	Fr.	G	6-1	190	San Antonio, Texas (Taft)
44	Harrison, D.J.	Jr.	G/F	6-7	215	Nashville, Tenn. (Aquinas JC [Mich.])
21	Mohr, Nick	Jr.	G	6-5	190	Littleton, Colo. (Columbine)
30	Morandais, Michel	Fr.	G/F	6-6	195	Guadeloupe, French W Indies (PLC, Pa.)
5	Mosley, Jamahl	Sr.	F	6-8	245	San Diego, Calif. (Rancho Buena Vista)
34	Pelle, Stephane	So.	F	6-8	240	Yaounde, Cameroon (Mercersburg Acad)
23	Renfro, Ernest	Sr.	F	6-7	252	Memphis, Tenn. (Hillcrest)
12	Sanders, Sam	So.	G	6-2	185	Edmonds, Wash. (Edmonds Woodway)
43	Wilson, Blair	Fr.	G/F	6-7	230	Broomfield, Colo. (Westminster)
3	Winston, Jose	Jr.	G	5-11	180	Milwaukee, Wis. (Vincent)

Home: 8-7 Road: 6-6 Neutral: 1-2



Jamahl Mosley

### SEASON NOTES

- On Nov. 18, in a 91-86 loss to Austin Peay, D.J. Harrison scored 38 points, a season-high and Colorado record for a neutral site game.
- On Nov. 19, Ricardo Patton took sole possession of third place for career wins for a CU basketball coach with 77.
- On Dec. 3, CU scored 119 points in a victory over UT-Arlington with the help of a school-record tying 15 3-pointers.
- On Dec. 6, the Buffs picked up one of their most lopsided road wins ever with a 105-61 victory over St. Mary's. It marked the first time in school history Colorado had scored 100 points in back-to-back games.
- On Jan. 2, in a 91-63 victory over Coppin State, Jose Winston dished out a school-record 15 assists, with no turnovers.
- On Jan. 13, five Buffaloes recorded double digit scoring efforts in CU's most lopsided conference victory in 32 years, as the Buffs routed the visiting Aggies 88-58.
- On Jan. 22, in front of a then-Coors Events Center record 11,363 fans, Jamahl Mosley eclipsed 1,000 career points against No. 5 ranked Kansas State.
- CU finished its season with a 15-15 record (.500), marking the first time in 35 years the Buffs posted three consecutive .500 seasons or better.

M	D	Year	Opponent	Score	FG	FGA	Pct.	3FG	3FGA	3Pct.	FT	FTA	Pct	OR	DR	TR	PF	Pts	Ast	TO	Blk	Stl	Min.
11	17	2001	ARKANSAS-PINE BLUFF	W 98-81	34	71	.479	5	18	.278	25	43	.581	19	40	59	14	98	25	16	3	13	200
11	19	2001	REGIS	W 77-56	28	56	.500	4	20	.200	17	25	.680	11	34	45	19	77	21	15	2	5	200
11	22	2001	RICE	W 108-80	37	85	.435	9	25	.360	25	43	.581	28	29	57	22	108	23	15	4	14	200
11	25	2001	at St. Joseph's	L 75-81	31	66	.470	4	13	.308	9	10	.900	12	22	34	17	75	14	15	10	7	200
12	1	2001	at Georgia	L 73-81	27	59	.458	5	19	.263	14	20	.700	14	21	35	22	73	15	13	5	6	200
12	5	2001	at Colorado State	W 75-70	20	50	.400	8	18	.444	27	40	.675	10	37	47	21	75	11	16	7	8	200
12	10	2001	MONTANA	W 84-71	25	64	.391	16	35	.457	18	27	.667	17	28	45	14	84	19	8	3	4	200
12	13	2001	SOUTHERN	W 106-74	42	85	.494	11	25	.440	11	13	.846	19	34	53	11	106	28	11	11	8	200
12	30	2001	WISCONSIN-MILWAUKEE	W 93-87	35	68	.515	4	15	.267	19	24	.792	15	27	42	17	93	21	13	2	10	200
1	2	2002	ST. MARY'S	W 68-51	24	52	.462	4	12	.333	16	24	.667	15	26	41	11	68	17	14	4	6	200
1	5	2002	* KANSAS	L 85-97	31	69	.449	8	24	.333	15	22	.682	7	26	33	25	85	22	12	5	6	200
1	9	2002	MORRIS BROWN	W 84-44	32	54	.593	5	12	.417	15	25	.600	15	31	46	18	84	21	16	3	8	200
1	12	2002	* at Nebraska	L 67-75	24	59	.407	9	26	.346	10	19	.526	16	28	44	25	67	15	18	4	6	200
1	16	2002	* IOWA STATE	W 63-61	27	66	.409	0	6	.000	9	17	.529	18	23	41	9	63	14	10	7	8	200
1	19	2002	* at Missouri	L 77-92	27	64	.422	5	19	.263	18	26	.692	26	19	45	24	77	10	21	3	5	200
1	22	2002	* KANSAS STATE	W 85-71	29	59	.492	10	24	.417	17	27	.630	11	30	41	19	85	20	11	1	5	200
1	26	2002	* at Oklahoma State	L 55-64	21	63	.333	3	17	.176	10	16	.625	19	23	42	21	55	7	14	2	6	200
1	30	2002	* BAYLOR	W 95-88	33	63	.524	10	18	.556	19	29	.655	17	29	46	16	95	27	14	2	3	200
2	2	2002	* at Kansas	L 73-100	28	73	.384	6	21	.286	11	16	.688	21	24	45	15	73	14	21	9	10	200
2	5	2002	* NEBRASKA	W 84-61	30	60	.500	11	25	.440	13	17	.765	14	40	54	16	84	23	16	7	6	200
2	9	2002	* at Texas	L 95-104	37	69	.536	8	23	.348	13	15	.867	13	23	36	25	95	10	17	5	3	200
2	13	2002	* at Iowa State	L 63-89	23	62	.371	2	17	.118	15	17	.882	12	21	33	19	63	11	12	3	1	200
2	16	2002	* TEXAS TECH	L 79-97	33	74	.446	5	16	.313	8	11	.727	17	23	40	21	79	15	12	3	4	200
2	20	2002	* at Kansas State	L 64-66	25	61	.410	6	16	.375	8	11	.727	14	28	42	15	64	20	14	5	1	200
2	23	2002	* MISSOURI	L 83-96	29	66	.439	8	17	.471	17	24	.708	19	26	45	12	83	14	13	3	2	200
2	26	2002	* at Texas A&M	W 92-77	30	56	.536	9	16	.563	23	31	.742	7	29	36	18	92	28	8	2	5	200
3	2	2002	* OKLAHOMA	L 71-82	22	47	.468	5	12	.417	22	36	.611	8	28	36	18	71	12	22	3	6	200
3	7	2002	# vs. Nebraska	W 67-60	23	55	.418	7	18	.389	14	18	.778	6	39	45	17	67	17	18	9	6	200
3	8	2002	# vs. Kansas	L 73-102	27	67	.403	5	11	.455	14	22	.636	14	27	41	13	73	14	20	10	6	200

\*-Big 12 Conference; #-Big 12 Tournament - Kansas City

Player	GP	GS	FG	FGA	Pct	3FG	3FGA	Pct	FT	FTA	Pct	OR	DR	TR	RPG	PF	FO	TP	PPG	Ast	APG	TO	A/TO	Blk	Stl	Min
Harrison, David	27	22	139	218	.638	0	0	.000	97	173	.561	91	97	188	7.0	94	4	375	13.9	11	0.4	62	0.2	34	15	656
Pelle, Stephane	29	26	139	289	.481	0	2	.000	93	121	.769	107	207	314	10.8	72	3	371	12.8	40	1.4	56	0.7	29	28	855
Wilson, Blair	29	3	121	268	.451	76	177	.429	38	47	.809	27	73	100	3.4	49	0	356	12.3	50	1.7	39	1.3	13	31	798
Morandais, Michel	26	11	117	241	.485	16	41	.390	33	52	.635	27	89	116	4.5	63	2	283	10.9	72	2.8	47	1.5	20	30	662
Harrison, D.J.	26	23	92	221	.416	34	97	.351	59	72	.819	53	95	148	5.7	55	2	277	10.7	46	1.8	37	1.2	13	16	622
Wright, James	28	23	79	216	.366	22	69	.319	50	65	.769	10	42	52	1.9	41	0	230	8.2	138	4.9	79	1.7	2	13	794
Brimmer, Chevis	16	4	42	106	.396	15	45	.333	20	36	.556	15	27	42	2.6	32	1	119	7.4	50	3.1	28	1.8	0	18	294
Mohr, Nick	28	24	57	165	.345	27	93	.290	30	42	.714	13	53	66	2.4	46	1	171	6.1	83	3.0	39	2.1	1	12	611
Carter, Jason	7	3	17	37	.459	0	0	.000	8	19	.421	18	21	39	5.6	13	0	42	6.0	2	0.3	12	0.2	13	2	123
Slaughter, Preston	7	0	11	19	.579	0	0	.000	7	10	.700	3	9	12	1.7	5	0	29	4.1	1	0.1	3	0.3	1	1	32
Harbert, Justin	4	0	4	18	.222	0	6	.000	3	4	.750	1	5	6	1.5	5	0	11	2.8	5	1.3	3	1.7	0	3	44
Doumbouya, Amadou	27	1	12	21	.571	0	0	.000	10	21	.476	10	25	35	1.3	33	1	34	1.3	4	0.1	5	0.8	10	7	223
Greenwald, Matt	7	0	1	4	.250	0	1	.000	3	4	.750	2	3	5	0.7	1	0	5	0.7	3	0.4	5	0.6	0	1	22
Jones, Trennis	9	0	2	11	.182	1	3	.333	0	0	.000	3	10	13	1.4	4	0	5	0.6	3	0.3	8	0.4	1	1	42
Piirto, Woody	7	0	1	8	.125	1	4	.250	1	2	.500	1	2	3	0.4	1	0	4	0.6	0	0.0	0	0.0	0	0	22
TEAM												53	57	110								2				
	29		834	1842	.453	192	538	.357	452	668	.677	434	815	1249	43.1	514	14	2312	79.7	508	17.5	425	1.2	137	178	5800

### 15-14 (5-11 Big 12) Head Coach: Ricardo Patton

Assistants: Terry Dunn, Larry Gay, Jason Shelton

#	Name	Class	Pos.	Ht.	Wt.	Hometown (High School)
1	Brimmer, Chevis	So.	G	5-11	170	New Orleans, La. (Abramson)
4	Carter, Jason	Fr.	F	6-9	255	Las Vegas, Nev. (Bishop Gorman)
3	Doumbouya, Amadou	So.	F	6-9	220	Conakry, Guinea (St. Mary's/Eastern Oklahoma St.)
23	Greenwald, Matt	Jr.	G	6-1	170	Westminster, Colo. (Westminster)
33	Harbert, Justin	So.	G	6-1	190	San Antonio, Texas (Taft)
44	Harrison, D.J.	Sr.	G/F	6-7	215	Nashville, Tenn. (Aquinas JC [Mich.])
13	Harrison, David	Fr.	C	7-0	240	Nashville, Tenn. (Brentwood)
24	Jones, Trennis	So.	G	6-2	185	Austin, Texas (Westlake)
21	Mohr, Nick	Sr.	G	6-5	190	Littleton, Colo. (Columbine)
30	Morandais, Michel	So.	G/F	6-6	195	Guadeloupe, French W Indies (PLC, Pa.)
34	Pelle, Stephane	Jr.	F	6-9	240	Yaounde, Cameroon (Mercersburg Acad)
40	Piirto, Woody	Jr.	G	6-4	220	Boulder, Colo. (Alexander Dawson)
15	Slaughter, Preston	Sr.	F	6-5	230	Pine Bluff, Ark. (Pine Bluff)
43	Wilson, Blair	So.	G/F	6-7	230	Broomfield, Colo. (Westminster)
11	Wright, James	Jr.	G	6-2	170	Los Angeles, Calif. (Manual Arts/Compton JC)

Home: 12-4 Road: 2-9 Neutral: 1-1



D.J. Harrison

### SEASON NOTES

- On Nov. 19, the CU men's basketball program claimed its 1,000th victory.
- With a victory over Morris Brown College on Jan. 9, Ricardo Patton improved his all-time non-conference record to 57-22 (.721).
- On Jan. 16, Patton earned his 100th career coaching victory with an exciting last-second home win over Iowa State, 63-61. Stephane Pelle converted a 10-foot fade away with 2.9 seconds remaining.
- On Mar. 6, Stephane Pelle garnered his first Big 12 postseason honor, earning a third team selection by the conference coaches. Pelle was the first Buff in 11 years to average a double-double in a single season (12.8 ppg., 10.8 rpg.).
- In a Big 12 quarterfinal game against Kansas, Stephane Pelle recorded two blocks, moving him to ninth on the all-time list. In that same game, CU gave up a Big 12 tournament record 102 points to the top-ranked Jayhawks.
- David Harrison became the fifth freshman to lead the team in scoring (13.9 ppg.) and eighth frosh to average 10 or more points.
- At the end of the 2001-02 season, Blair Wilson was selected to the third Big 12 all-star team that toured Scandinavia later that summer.



M	D	Year	Opponent	Score	FG	FGA	Pct.	3FG	3FGA	3Pct.	FT	FTA	Pct.	OR	DR	TR	PF	Pts	Ast	TO	Blk	Stl	Min.
11	22	2002	CAL-POLY	W 97-69	38	68	.559	6	14	.429	15	19	.789	16	30	46	11	97	21	14	7	7	200
11	24	2002	STETSON	W 107-74	40	72	.556	7	16	.438	20	28	.714	25	36	61	18	107	21	26	12	1	200
11	27	2002	at New Mexico St.	L 71-75	30	66	.455	4	13	.308	7	15	.467	16	26	42	16	71	7	13	4	3	200
12	3	2002	** GEORGIA	L 70-71	28	61	.459	2	15	.133	12	22	.545	14	31	45	16	70	15	15	5	6	200
12	7	2002	at UMKC	W 62-59	23	55	.418	6	18	.333	10	13	.769	14	29	43	16	62	15	16	8	5	200
12	11	2002	CHICAGO STATE	W 80-61	26	56	.464	8	21	.381	20	30	.667	13	25	38	13	80	16	11	7	7	200
12	21	2002	at Rice	L 61-80	20	63	.317	4	13	.308	17	32	.531	20	17	37	19	61	9	15	1	11	200
12	23	2002	NORTH TEXAS	W 87-71	28	59	.475	2	18	.111	29	38	.763	14	27	41	15	87	15	17	6	12	200
12	27	2002	^ vs. Louisiana-Lafayette	W 75-56	27	55	.491	5	15	.333	16	24	.667	13	28	41	16	75	10	18	5	11	200
12	28	2002	^ at Charlotte	W 76-74	26	54	.481	6	18	.333	18	24	.750	13	30	43	15	76	11	16	4	2	200
12	29	2002	^ vs. Loyola Chicago	W 76-72	27	55	.491	6	17	.353	16	24	.667	10	30	40	18	76	18	14	6	4	200
1	4	2003	PENN	W 80-57	29	60	.483	7	16	.438	15	21	.714	10	32	42	19	80	15	10	3	7	200
1	7	2003	COLORADO STATE	W 93-72	35	61	.574	5	13	.385	18	28	.643	13	20	33	15	93	22	9	3	12	200
1	11	2003	* at Oklahoma	L 54-69	19	61	.311	2	13	.154	14	23	.609	12	29	41	18	54	8	11	8	6	200
1	15	2003	* KANSAS STATE	W 69-63	24	55	.436	8	21	.381	13	19	.684	8	19	27	20	69	14	10	7	5	200
1	18	2003	* at Nebraska	L 77-80 (ot)	29	73	.397	6	22	.273	13	22	.591	18	26	44	24	77	11	13	6	6	225
1	22	2003	* KANSAS	W 60-59	23	48	.479	3	9	.333	11	16	.688	7	31	38	14	60	9	19	5	5	200
1	29	2003	* at Texas Tech	L 56-66	19	72	.264	5	21	.238	13	22	.591	22	35	57	23	56	7	16	3	4	200
2	1	2003	* at Missouri	L 70-73	29	72	.403	4	11	.364	8	9	.889	17	29	46	13	70	8	14	5	7	200
2	4	2003	* TEXAS	W 93-80	32	66	.485	8	13	.615	21	34	.618	20	25	45	22	93	17	10	10	12	200
2	8	2003	* IOWA STATE	W 84-69	27	49	.551	5	12	.417	25	34	.735	9	33	42	20	84	14	16	8	6	200
2	11	2003	* at Kansas State	L 54-62	22	60	.367	4	16	.250	6	10	.600	12	29	41	19	54	11	18	10	4	200
2	15	2003	* TEXAS A&M	W 98-83	33	54	.611	7	11	.636	25	33	.758	10	36	46	22	98	17	21	9	7	200
2	19	2003	* at Kansas	L 87-94	30	66	.455	7	17	.412	20	26	.769	11	27	38	19	87	14	15	7	6	200
2	22	2003	* MISSOURI	W 89-68	30	71	.423	6	18	.333	23	32	.719	19	31	50	20	89	22	5	7	7	200
2	25	2003	* at Iowa State	L 55-81	21	67	.313	3	18	.167	10	17	.588	17	19	36	17	55	11	10	7	7	200
3	1	2003	* at Baylor	W 72-59	31	67	.463	2	12	.167	8	12	.667	20	30	50	17	72	11	13	8	3	200
3	5	2003	* OKLAHOMA STATE	W 68-56	24	64	.375	4	13	.308	16	29	.552	21	25	46	19	68	13	11	7	4	200
3	8	2003	* NEBRASKA	W 84-69	29	61	.475	4	15	.267	22	28	.786	9	34	43	15	84	18	19	15	8	200
3	13	2003	# vs. Kansas State	W 77-76	26	62	.419	6	13	.462	19	26	.731	17	27	44	21	77	10	10	9	3	200
3	14	2003	# vs. Oklahoma	L 59-74	18	48	.375	2	11	.182	21	32	.656	9	21	30	19	59	5	9	4	4	200
3	21	2003	S vs. Michigan State	L 64-79	26	60	.433	5	14	.357	7	17	.412	10	23	33	19	64	9	13	8	6	200

\*\* Georgia is guilty of infractions to the penalties imposed upon its basketball program by the NCAA. The game was later forfeited to Colorado, but all records are computed with the result that took place on the court.

\* Big 12 Conference, # Big 12 Tournament - Dallas, S-NCAA Tournament - Tampa, Fla.; ^ Pepsi Classic, Charlotte, N.C.


Player	GP	GS	FG	FGA	Pct	3FG	3FGA	Pct	FT	FTA	Pct	OR	DR	TR	RPG	PF	FO	TP	PPG	Ast	APG	TO	A/TO	Blk	Stl	Min
Morandais, Michel	31	31	197	434	.454	37	102	.363	94	121	.777	41	125	166	5.4	70	0	525	16.9	105	3.4	69	1.5	19	29	1006
Harrison, David	32	31	164	300	.547	0	0	.000	117	208	.563	103	162	265	8.3	112	5	445	13.9	16	0.5	72	0.2	106	22	908
Wilson, Blair	32	31	136	342	.398	83	237	.350	57	71	.803	25	84	109	3.4	58	0	412	12.9	59	1.8	36	1.6	7	38	1048
Pelle, Stephane	32	31	143	307	.466	0	3	.000	98	123	.797	97	201	298	9.3	94	0	384	12.0	27	0.8	58	0.5	33	29	891
Wright, James	19	2	44	103	.427	17	41	.415	18	26	.692	2	17	19	1.0	26	0	123	6.5	70	3.7	30	2.3	1	10	413
Harris, Lamar	32	2	61	125	.488	0	1	.000	29	59	.492	73	105	178	5.6	60	0	151	4.7	14	0.4	35	0.4	20	20	503
Eddy, Glean	32	1	33	92	.359	10	44	.227	37	50	.740	34	62	96	3.0	40	0	113	3.5	13	0.4	39	0.3	10	13	430
Obazuaye, Jayson	27	1	32	77	.416	1	12	.083	14	32	.438	8	19	27	1.0	27	0	79	2.9	14	0.5	34	0.4	6	8	286
McGee, Antoine	32	29	27	91	.297	6	24	.250	24	37	.649	8	36	44	1.4	55	0	84	2.6	95	3.0	43	2.2	1	19	631
Copeland, Chris	26	0	23	61	.377	5	20	.250	15	26	.577	15	27	42	1.6	25	0	66	2.5	8	0.3	19	0.4	7	2	199
Carter, Jason	7	0	6	12	.500	0	0	.000	2	2	1.000	1	9	10	1.4	12	0	14	2.0	0	0.0	4	0.0	4	4	58
Senger, Scott	4	0	2	4	.500	0	1	.000	0	0	.000	0	1	1	0.3	1	0	4	1.0	0	0.0	0	0.0	0	0	8
Greenwald, Matt	8	1	1	4	.250	0	0	.000	0	0	.000	1	1	2	0.3	1	0	2	0.3	1	0.1	4	0.3	0	1	12
Jones, Trennis	6	0	0	2	.000	0	0	.000	2	2	1.000	0	1	1	0.2	2	0	2	0.3	2	0.3	1	2.0	0	0	12
Doumbouya, Amadou	13	0	0	6	.000	0	1	.000	1	2	.500	2	2	4	0.3	2	0	1	0.1	0	0.0	2	0.0	0	1	20
Boidock, Billy	3	0	0	1	.000	0	1	.000	0	0	.000	0	1	1	0.3	0	0	0	0.0	0	0.0	0	0.0	0	0	3
Mattingly, Brian	1	0	0	0	.000	0	0	.000	0	0	.000	0	0	0	0.0	0	0	0	0.0	0	0.0	0	0.0	0	0	0
TEAM												51	37	88								1				
	32		869	1961	.443	159	487	.326	508	759	.669	461	890	1351	42.2	585	5	2405	75.2	424	13.3	447	1.0	214	196	6428

### 20-12 (9-7 Big 12) Head Coach: Ricardo Patton

Assistants: Terry Dunn, Larry Gay, Jason Shelton

#	Name	Class	Pos.	Ht.	Wt.	Hometown (High School)
2	Boidock, Billy	Fr.	G	6-0	150	Dallas, Texas (Bishop Lynch)
15	Copeland, Chris	Fr.	F	6-8	225	Richmond, Va. (Hermitage)
3	Doumbouya, Amadou	Jr.	F	6-7	240	Conakry, Guinea (St. Mary/E. Oklahoma St.)
1	Eddy, Glean	Fr.	F	6-5	200	Nashville, Tenn. (Nat'l Christ. Acad. [Md.])
23	Greenwald, Matt	Sr.	G	6-1	170	Westminster, Colo. (Westminster)
44	Harris, Lamar	Jr.	F	6-7	205	Los Angeles, Calif. (Centennial/Compton JC)
13	Harrison, David	So.	C	7-0	250	Nashville, Tenn. (Brentwood)
24	Jones, Trennis	Jr.	G	6-0	170	Austin, Texas (Westlake)
42	McGee, Antoine	Fr.	G	5-10	180	Moreno Valley, Calif. (Mercersburg, Pa.)
30	Morandais, Michel	Jr.	G/F	6-5	200	Guadeloupe, French W Indies (PLC, Pa.)
5	Obazuaye, Jayson	Fr.	G	6-2	190	San Jose, Calif. (Andrew Hill)
34	Pelle, Stephane	Sr.	F	6-8	250	Yaounde, Cameroon (Mercersburg Acad.)
10	Senger, Scott	Fr.	F	6-7	205	Louisville, Colo. (Monarch)
43	Wilson, Blair	Jr.	G/F	6-2	220	Broomfield, Colo. (Westminster)
11	Wright, James	Sr.	G	6-2	170	Los Angeles, Calif. (Manual Arts/Compton JC)

Home: 14-1 Road: 3-9 Neutral: 3-2



Stephane Pelle

### SEASON NOTES

- Colorado reached 20 wins for the third time, and second under Ricardo Patton (1996-97).
- For the first time in school history, CU went undefeated at home in Big 12 play (8-0); with a victory over Nebraska on March 8, CU secured their 14th home win, the most wins at home in any year.
- It was the first season in which CU defeated four ranked teams in the same year. CU defeated No. 6 Kansas 60-59, No. 3 Texas 93-80, No. 22 Missouri 89-68, and No. 20/18 Oklahoma State 68-56.
- David Harrison recorded a pair of triple-doubles: 31 points, 17 rebounds and 10 blocks against Stetson and 20 points, 10 rebounds and 11 blocks vs. Nebraska.
- CU lured their highest home attendance average in 20 years, 8,995 fans.
- For the first time in school history, CU had three players selected as the Phillips 66/Big 12 Players of the Week: Blair Wilson (Feb. 24), Stephane Pelle (Jan. 27), and David Harrison (Nov. 25).
- Michel Morandais earned All-Big 12 second team honors, while Stephane Pelle made the conference third team.
- Head coach Ricardo Patton led the team to a .500 record or better for the fifth straight year, and for the fourth time in seven years as head coach, he led the team to more than 18 victories.

M	D	Year	Opponent	Score	FG	FGA	Pct.	3FG	3FGA	3Pct.	FT	FTA	Pct	OR	DR	TR	PF	Pts	Asst	TO	Blk	Stl	Min.
11	21	2003	at Northwestern	W 67-56	23	54	.426	5	20	.250	16	24	.667	15	28	43	18	67	10	16	5	8	200
11	24	2003	at Pepperdine	L 77-94	30	65	.462	7	20	.350	10	22	.455	14	31	45	28	77	12	22	7	5	200
11	26	2003	at Cal Poly	W 73-62	28	63	.444	1	10	.100	16	23	.696	12	33	45	17	73	9	14	6	9	200
12	1	2003	OREGON STATE	W 81-66	28	50	.560	9	18	.500	16	27	.593	10	33	43	17	81	16	21	6	8	200
12	6	2003	CALIFORNIA	W 78-60	29	53	.547	10	20	.500	10	20	.500	8	34	42	17	78	16	13	6	9	200
12	10	2003	at Colorado State	W 84-78	26	57	.456	5	14	.357	27	41	.659	9	26	35	23	84	13	9	4	10	200
12	19	2003	TENNESSEE STATE	W 71-44	26	58	.448	9	27	.333	10	23	.435	18	31	49	11	71	19	13	7	5	200
12	23	2003	UTAH	L 57-77	19	49	.388	2	16	.125	17	23	.739	8	15	23	23	57	3	11	6	4	200
12	31	2003	RICHMOND	L 62-75	20	51	.392	1	9	.111	21	30	.700	16	17	33	20	62	16	16	6	3	200
1	5	2004	* KANSAS	L 62-77	20	56	.357	7	20	.350	15	25	.600	10	26	36	16	62	11	12	7	2	200
1	8	2004	SAVANNAH STATE	W 89-57	30	54	.556	7	17	.412	22	30	.733	10	34	44	12	89	20	16	8	8	200
1	10	2004	NORTHERN COLORADO	W 78-48	35	69	.507	3	21	.143	5	13	.385	14	25	39	16	78	19	6	10	10	200
1	14	2004	* at Nebraska	W 68-60	21	47	.447	8	19	.421	18	26	.692	14	22	36	15	68	12	14	5	4	200
1	17	2004	* IOWA STATE	W 88-70	33	62	.532	10	25	.400	12	21	.571	13	35	48	12	88	23	18	11	7	200
1	21	2004	* at Oklahoma State	L 62-71	21	50	.420	4	11	.364	16	24	.667	6	30	36	20	62	11	19	3	4	200
1	25	2004	* at Kansas	L 57-78	17	58	.293	3	16	.188	20	27	.741	10	26	36	28	57	8	17	8	12	200
1	28	2004	* MISSOURI	W 83-70	28	51	.549	4	10	.400	23	36	.639	11	30	41	12	83	10	16	4	6	200
1	31	2004	* BAYLOR	W 81-66	30	51	.588	7	15	.467	14	21	.667	11	21	32	14	81	20	9	5	4	200
2	4	2004	* at Texas	L 63-76	22	54	.407	6	14	.429	13	15	.867	12	26	38	11	63	12	18	4	6	200
2	7	2004	* KANSAS STATE	W 82-81	27	60	.450	11	20	.550	17	29	.586	13	22	35	19	82	14	10	6	5	200
2	10	2004	* at Missouri	L 65-77	22	47	.468	8	17	.471	13	26	.500	11	25	36	15	65	10	19	4	5	200
2	18	2004	* TEXAS TECH	W 85-75	33	67	.493	6	18	.333	13	15	.867	14	21	35	20	85	16	17	9	9	200
2	21	2004	* at Kansas State	W 72-62	22	55	.400	8	22	.364	20	29	.690	20	20	40	21	72	14	12	2	4	200
2	25	2004	* OKLAHOMA	W 94-87 (ot)	32	63	.508	9	19	.474	21	39	.538	17	27	44	18	94	17	10	6	3	225
2	28	2004	* at Texas A&M	W 76-70	27	55	.491	3	15	.200	19	28	.679	12	26	38	19	76	23	12	7	6	200
3	4	2004	* at Iowa State	L 77-83	27	53	.509	12	20	.600	11	19	.579	14	24	38	21	77	15	26	5	4	200
3	6	2004	* NEBRASKA	W 78-75	27	57	.474	8	19	.421	16	28	.571	13	28	41	21	78	15	8	7	3	200
3	12	2004	** vs. Texas Tech	L 69-79	27	62	.435	11	21	.524	4	13	.308	11	20	31	14	69	9	14	7	4	200
3	17	2004	& at Oregon	L 72-77 (ot)	28	64	.438	4	12	.333	12	23	.522	17	23	40	21	72	10	15	3	5	225

\*-Big 12 Conference; \*\*-Big 12 Tournament - Dallas; &-NIT

Player	GP	GS	FG	FGA	Pct	3FG	3FGA	Pct	FT	FTA	Pct	OR	DR	TR	RPG	PF	FO	TP	PPG	Asst	APG	TO	A/TO	Blk	Stl	Min
Harrison, David	29	28	186	295	.631	0	1	.000	125	232	.539	108	146	254	8.8	94	3	497	17.1	25	0.8	78	0.3	85	17	916
Morandais, Michel	29	28	154	379	.406	58	157	.369	101	118	.856	26	102	128	4.4	61	3	467	16.1	90	3.1	98	0.9	17	27	962
Wilson, Blair	29	29	114	280	.407	75	190	.395	54	70	.771	11	86	97	3.3	41	0	357	12.3	50	1.7	34	1.5	6	38	958
Harris, Lamar	29	29	80	158	.506	0	0	.000	49	74	.662	73	174	247	8.5	78	1	209	7.2	50	1.7	51	0.1	36	29	773
Obazuaye, Jayson	29	17	64	151	.424	5	19	.263	26	53	.491	23	37	60	2.1	43	0	159	5.5	43	1.5	41	1.1	0	10	511
Eddy, Glean	29	1	44	101	.436	13	38	.342	45	68	.662	40	63	103	3.6	37	0	146	5.0	28	0.1	31	0.9	6	11	455
Hall, Marcus	29	0	52	119	.437	25	64	.391	16	37	.432	6	33	39	1.3	40	0	145	5.0	45	1.6	29	1.6	5	15	437
Copeland, Chris	28	0	25	66	.379	11	28	.393	19	32	.594	21	49	70	2.5	48	2	80	2.9	14	0.5	21	0.7	13	7	257
McGee, Antoine	29	11	19	46	.413	1	2	.500	12	25	.480	4	21	25	0.9	52	0	51	1.8	50	1.7	29	1.7	1	9	386
Senger, Scott	17	0	15	27	.556	0	2	.000	0	3	.000	10	10	20	1.2	13	0	30	1.8	2	0.1	2	0.1	0	4	103
Boidock, Billy	2	0	0	0	.000	0	0	.000	0	0	.000	0	0	0	0.0	0	0	0	0.0	0	0.0	1	0.0	0	0	7
Mattingly, Mac	1	0	0	0	.000	0	0	.000	0	0	.000	0	0	0	0.0	0	0	0	0.0	1	0.5	0	0.0	0	0	3
Jones, Trennis	6	1	2	6	.333	0	4	.000	0	0	.000	0	3	3	0.5	0	0	4	0.7	3	0.5	2	1.5	1	3	19
Doumbouya, Amadou	17	1	3	7	.429	0	0	.000	0	8	.000	8	11	19	1.1	11	1	6	0.4	2	0.1	4	0.5	4	2	63
TEAM												33	24	57		1						2				
	29		758	1635	.464	188	505	.372	447	720	.621	396	783	1179	40.7	519	10	2151	74.2	403	13.9	425	1.1	174	172	5850

### 18-11 (10-6 Big 12) Head Coach: Ricardo Patton

Assistants: Terry Dunn, Jason Shelton, Paul Graham

#	Name	Class	Pos.	Ht.	Wt.	Hometown (High School)
2	Boidock, Billy	So.	G	6-0	150	Dallas, Texas (Bishop Lynch)
15	Copeland, Chris	So.	F	6-8	225	Richmond, Va. (Hermitage)
3	Doumbouya, Amadou	Sr.	F	6-7	240	Conakry, Guinea (St. Mary's/Eastern Oklahoma St.)
1	Eddy, Glean	So.	F	6-6	200	Nashville, Tenn. (National Christian Acad. [Md.])
21	Hall, Marcus	Fr.	PG	6-1	175	Houston, Texas (Jersey Village)
44	Harris, Lamar	Sr.	F	6-7	205	Los Angeles, Calif. (Centennial/Compton JC)
13	Harrison, David	Jr.	C	7-0	250	Nashville, Tenn. (Brentwood Academy)
24	Jones, Trennis	Sr.	G	6-2	170	Austin, Texas (Weslake)
12	Mattingly, Brien	Jr.	G	6-1	190	Pueblo, Colo. (Pueblo East)
42	McGee, Antoine	So.	PG	5-11	180	Moreno Valley, Calif. (Mercersburg Acad.)
30	Morandais, Michel	Sr.	G/F	6-5	200	Guadeloupe, French W Indies (Mercersburg, Pa.)
5	Obazuaye, Jayson	So.	G	6-3	190	San Jose, Calif. (Andrew Hill)
10	Senger, Scott	So.	F	6-6	205	Louisville, Colo. (Monarch)
43	Wilson, Blair	Sr.	G/F	6-6	220	Westminster, Colo. (Westminster)

Home: 12-3 Road: 6-7 Neutral: 0-1



David Harrison

### SEASON NOTES

- CU earned its third NIT berth during Coach Patton's eight years as head coach.
- Harrison and Michel Morandais would be named to the All-Big 12 first and second teams, respectively.
- The Buffs won 10 conference games; the most since recording 11 conference wins in 1996-97, and earned the fourth seed at the Big 12 Tournament in Dallas.
- Morandais became the 21st player in school history to eclipse 1,000 career points. He would finish his career ranked seventh on CU's all-time scoring charts with 1,428 points. • Blair Wilson reached the 1,000-point barrier on Dec. 31 against Richmond. He would leave Boulder ranked 14th on the Buffs' all-time scoring list with 1,253 points. • David Harrison scored his 1,000th point during the 2003-04 campaign amassing 1,317 career points for 11th on CU's all-time list.
- Harrison set Colorado's career record for blocked shots at 225, passing Ted Allen's eight-year old mark of 161 during the game against Utah.
- Wilson set Colorado's career 3-point mark in the Feb. 7 win over Kansas State. In that game, he matched a single-game record with six 3-pointers in one half. He matched his career-best with seven 3-pointers, which he also achieved against the Wildcats on Jan. 1, 2002.



M	D	Year	Opponent	Score	FG	FGA	Pct.	3FG	3FGA	3Pct.	FT	FTA	Pct	OR	DR	TR	PF	Pts	Ast	TO	Blk	Stl	Min.
11	15	2004	^ COLLEGE OF CHARLESTON	W 72-57	27	62	.435	7	18	.389	11	23	.478	8	40	48	18	72	17	14	12	7	200
11	17	2004	^ at Michigan	L 60-69	23	59	.390	6	18	.333	8	10	.800	11	26	37	17	60	14	19	12	11	200
11	28	2004	NORTHWESTERN	W 66-57	25	57	.439	2	9	.222	14	21	.667	11	30	41	14	66	9	11	8	7	200
12	4	2004	at Oregon State	L 87-98	33	57	.579	7	14	.500	14	21	.667	8	18	26	28	87	14	21	5	12	200
12	7	2004	at California	W 63-60	22	52	.423	7	11	.636	12	20	.600	15	23	38	19	63	14	17	4	3	200
12	18	2004	COLORADO STATE	W 89-83	28	65	.431	5	21	.238	28	37	.757	16	20	36	21	89	13	12	4	7	200
12	21	2004	UMKC	W 79-68	26	56	.464	8	22	.364	19	28	.679	15	29	44	17	79	18	17	4	6	200
12	23	2004	RADFORD	W 74-58	30	60	.500	6	19	.316	8	15	.533	13	22	35	13	74	17	15	4	9	200
12	28	2004	GARDNER-WEBB	W 97-88	35	61	.574	10	16	.625	17	23	.739	9	22	31	13	97	17	10	4	7	200
12	30	2004	at Utah	L 48-80	19	54	.352	4	22	.182	6	12	.500	10	16	26	19	48	11	16	7	11	200
1	4	2005	at Richmond	W 75-69	28	50	.560	5	11	.455	14	30	.467	9	28	37	16	75	13	13	5	5	200
1	8	2005	* at Oklahoma	L 55-85	23	60	.383	4	15	.267	5	10	.500	16	19	35	14	55	9	18	4	6	200
1	12	2005	* NEBRASKA	L 61-68	18	52	.346	6	23	.261	19	26	.731	11	26	37	20	61	9	12	10	8	200
1	15	2005	* KANSAS	L 61-76	20	67	.299	8	30	.267	13	20	.650	22	22	44	24	61	12	16	4	2	200
1	19	2005	* at Baylor	L 59-67	25	58	.431	3	23	.130	6	10	.600	13	18	31	21	59	12	13	1	7	200
1	22	2005	* at Iowa State	W 54-52 (ot)	21	64	.328	8	20	.400	4	7	.571	22	32	54	16	54	9	20	6	4	225
1	26	2005	* MISSOURI	W 64-62	22	54	.407	5	14	.357	15	22	.682	9	29	38	12	64	11	13	5	3	200
1	30	2005	* OKLAHOMA STATE	L 86-104	32	61	.525	17	29	.586	5	9	.556	8	15	23	17	86	26	12	6	7	200
2	2	2005	* at Texas Tech	L 90-97	33	70	.471	12	30	.400	12	21	.571	14	23	37	28	90	14	15	5	8	200
2	5	2005	* at Kansas State	W 70-60	23	53	.434	11	29	.379	13	19	.684	11	32	43	15	70	16	17	7	4	200
2	8	2005	* TEXAS	W 88-79	27	69	.391	9	28	.321	25	34	.735	13	26	39	19	88	15	5	9	6	200
2	12	2005	* at Kansas	L 60-89	20	58	.345	7	21	.333	13	28	.464	17	16	33	23	60	8	16	5	6	200
2	14	2005	SOUTH DAKOTA STATE	W 82-49	30	55	.545	10	22	.455	12	16	.750	7	28	35	15	82	22	15	5	14	200
2	19	2005	* TEXAS A&M	L 77-92	24	60	.400	9	26	.346	20	26	.769	11	14	25	22	77	10	11	4	4	200
2	22	2005	* at Missouri	L 54-63	18	54	.333	5	19	.263	13	22	.591	11	24	35	24	54	8	11	1	5	200
2	26	2005	* KANSAS STATE	L 82-84	32	59	.542	10	22	.455	8	18	.444	6	18	24	17	82	20	7	2	7	200
3	2	2005	* at Nebraska	L 55-70	23	62	.371	5	20	.250	4	11	.364	13	22	35	18	55	13	9	6	3	200
3	5	2005	* IOWA STATE	L 73-78	26	60	.433	10	31	.323	11	16	.688	12	27	39	17	73	19	18	6	2	200
3	10	2005	** vs. Texas	W 81-69	27	63	.429	9	26	.346	18	26	.692	16	32	48	27	81	15	13	3	6	200
3	11	2005	** vs. Oklahoma State	L 85-87	31	62	.500	8	23	.348	15	26	.577	12	21	33	26	85	14	12	0	3	200-

\* Big 12 Conference; \*\* Big 12 Tournament - Kansas City; ^ Preseason NIT

Player	GP	GS	FG	FGA	Pct	3FG	3FGA	Pct	FT	FTA	Pct	OR	DR	TR	RPG	PF	FO	TP	PPG	Ast	APG	TO	A/TO	Blk	Stl	Min
Roby, Richard	30	30	169	380	.445	67	179	.374	75	103	.728	36	107	143	4.8	70	4	480	16.0	58	1.9	80	0.7	23	48	923
Copeland, Chris	29	14	116	259	.448	51	136	.375	57	70	.814	48	113	161	5.6	82	3	340	11.7	43	1.5	54	0.8	36	10	730
Hall, Marcus	29	21	118	287	.411	38	122	.311	50	72	.694	13	62	75	2.6	46	1	324	11.2	126	4.4	67	1.9	9	29	858
Obazuaye, Jayson	30	29	103	252	.409	12	35	.343	49	110	.445	35	55	90	0.3	48	2	267	8.9	53	1.8	45	1.2	6	11	741
Osborn, Andy	26	14	76	176	.432	45	110	.409	16	23	.696	34	87	121	4.7	67	3	213	8.2	34	1.3	30	1.1	15	7	530
Ashby, Julius	22	19	66	132	.500	0	0	.000	34	69	.493	57	76	133	0.6	64	4	166	7.5	16	0.7	34	0.5	33	20	555
Eddy, Glean	30	9	46	119	.387	4	27	.148	62	83	.747	50	80	130	4.3	49	0	158	5.3	31	1.0	42	0.7	5	14	547
Freeman, Martane	26	0	20	60	.333	4	19	.211	18	30	.600	18	21	39	1.5	34	1	62	2.4	14	0.5	16	0.9	4	12	220
King-Stockton, Marcus	25	1	20	37	.541	0	0	.000	17	26	.654	34	23	57	2.3	23	0	57	2.3	11	0.4	6	1.8	13	7	262
Boidock, Billy	2	0	2	2	1.000	0	0	.000	0	0	.000	0	0	0	0.0	1	0	4	2.0	0	0.0	0	0.0	0	2	5
Arrington, Lamont	25	7	22	34	.647	0	0	.000	3	15	.200	13	23	36	1.4	43	1	47	1.9	5	0.2	22	0.2	13	10	264
Mattingly, Brien	1	0	0	1	.000	0	0	.000	0	2	.000	0	0	0	0.0	0	0	0	0.0	0	0.0	1	0.0	0	1	3
Smith, Keith	1	0	0	0	.000	0	0	.000	0	0	.000	0	0	0	0.0	0	0	0	0.0	0	0.0	0	0.0	0	0	0
McGee, Antoine	29	6	10	29	.345	2	4	.500	1	4	.250	5	26	31	1.1	38	0	23	0.8	27	0.9	18	1.5	1	16	340
Senger, Scott	14	0	3	6	.500	0	0	.000	0	0	.000	3	5	8	0.6	5	0	6	0.4	1	0.1	0	0.0	0	3	47
TEAM																										
	30		771	1774	.435	223	632	.353	382	607	.629	369	718	1087	36.2	570	19	2147	71.6	419	14	418	1.0	158	190	6025

### 14-16 (4-12 Big 12) Head Coach: Ricardo Patton

Assistants: Paul Graham, Jason Shelton, Paul Sather

#	Name	Class	Pos.	Ht.	Wt.	Hometown (High School)
30	Arrington, Lamont	Jr.	F/C	6-11	210	Detroit, Mich. (Schoolcraft College [Mich.])
33	Ashby, Julius	Jr.	F/C	6-9	220	Trinidad & Tobago (Marshalltown CC [Iowa])
2	Boidock, Billy	Jr.	G	6-0	150	Dallas, Texas (Bishop Lynch)
15	Copeland, Chris	Jr.	F	6-8	225	Richmond, Va. (Hermitage)
1	Eddy, Glean	Jr.	F	6-5	200	Nashville, Tenn. (National Christian Academy [Md.])
12	Freeman, Martane	Jr.	F	6-7	195	Kansas City, Mo. (Penn Valley JC [Kansas City])
21	Hall, Marcus	So.	PG	6-1	175	Houston, Texas (Jersey Village)
32	King-Stockton, Marcus	Fr.	F	6-9	205	Denver, Colo. (Colorado Academy)
43	Mattingly, Brien	Sr.	G	6-1	180	Pueblo, Colo. (Pueblo East)
42	McGee, Antoine	Jr.	PG	5-10	180	Moreno Valley, Calif. (Mercersburg Acad. [Pa.])
5	Obazuaye, Jayson	Jr.	G	6-2	190	San Jose, Calif. (Andrew Hill)
4	Osborn, Andy	Jr.	F	6-9	230	Longmont, Colo. (Longmont/Loyola Marymount)
23	Roby, Richard	Fr.	G	6-6	190	San Bernardino, Calif. (Lawrence Academy [Grafton, Mass.])
10	Senger, Scott	Jr.	F	6-7	205	Louisville, Colo. (Monarch)
34	Smith, Keith	Fr.	F	6-6	220	Oklahoma City, Okla. (Putnam)

Home: 9-6 Road: 4-9 Neutral: 1-1



Richard Roby

### SEASON NOTES

- Richard Roby (Big 12 honorable mention) became the sixth CU player to lead the team in scoring as a freshman, and ninth fresh overall to average double digit scoring.
- On Dec. 28, Ricardo Patton won his 150th career game, defeating Gardner Webb 97-88.
- Marcus Hall scored CU's last 18 points of the first half and first two points of the second half at Oregon State, topping Donnie Boyce's mark (March 5, 1994) of consecutive points by one player.
- Richard Roby made seven 3-pointers against Texas Tech (Feb. 2) and Kansas State (Feb. 26) to become only the fourth CU player ever to record seven or more treys in two or more games.
- Seeded 11th in the Big 12 Tournament, CU upset Texas, 81-69, to become the first school in Big 12 Tournament history to knock off a No. 6 seed.
- Colorado set a school single-season record with 223 3-pointers made and fell one short of the record for attempts (632). The Buffs made 129 treys against Big 12 opponents, besting the previous school record for 3-pointers made during conference play (114 in 2003-04). CU's 380 three-point attempts during conference play topped a previous mark (297 in 2001-02).
- CU and Oklahoma State combined for 30 3-pointers in Boulder on Jan. 30. The Buffs made a school record 17, while the Cowboys added 13.

M	D	Year	Opponent	Score	FG	FGA	Pct.	3FG	3FGA	3Pct.	FT	FTA	Pct.	OR	DR	TR	PF	Pts	Ast	TO	Blk	Stl	Min.
11	18	2005	UNC WILMINGTON	W 73-54	26	56	.464	4	17	.235	17	24	.708	13	23	36	14	73	12	17	6	17	200
11	21	2005	at Colorado State	L 82-83	32	61	.525	7	18	.389	11	19	.579	15	17	32	25	82	21	16	3	11	200
11	26	2005	^vs. St. Mary's	W 73-54	30	73	.411	6	18	.333	7	13	.538	17	30	47	21	72	18	15	2	9	200
11	29	2005	at Penn	W 78-60	27	57	.474	8	15	.533	16	20	.800	12	38	50	23	78	15	18	2	9	200
12	3	2005	CAL POLY	W 93-75	36	75	.48	8	27	.296	13	25	.520	22	24	46	11	17	19	5	6	10	200
12	7	2005	UTAH	W 76-52	29	70	.414	12	37	.324	6	11	.545	18	23	41	17	76	18	10	4	9	200
12	17	2005	UC IRVINE	W 96-80	33	64	.516	10	26	.385	20	24	.833	11	24	35	18	96	19	12	3	13	200
12	20	2005	at TCU	W 77-59	28	57	.491	7	21	.333	14	20	.700	11	32	43	26	77	17	23	6	6	200
12	22	2005	MERCER	W 117-74	47	75	.627	12	19	.632	11	19	.579	15	32	47	13	117	29	14	12	14	200
12	31	2005	DARTMOUTH	W 83-65	33	63	.524	5	16	.313	12	21	.571	16	32	48	17	83	18	19	9	12	200
1	3	2006	SAVANNAH STATE	W 116-52	45	78	.577	12	25	.480	14	24	.583	19	28	47	15	116	27	13	10	19	200
1	7	2006	* at Texas	L 64-89	22	71	.31	6	25	.240	14	22	.636	20	20	40	26	64	7	12	4	4	200
1	11	2006	* KANSAS	L 63-75	21	57	.368	9	22	.409	12	23	.522	9	19	28	20	63	13	12	11	8	200
1	14	2006	* at Missouri	W 74-71	26	61	.426	13	29	.448	9	13	.692	18	13	31	22	74	18	12	5	5	200
1	18	2006	* BAYLOR	W 81-48	30	67	.448	11	25	.440	10	18	.556	22	34	56	14	81	17	12	10	5	200
1	21	2006	* at Oklahoma State	W 80-78 (ot)	31	70	.443	12	29	.414	6	10	.600	19	19	38	19	80	15	12	5	9	225
1	25	2006	* NEBRASKA	W 81-59	28	60	.467	10	27	.370	15	28	.536	14	30	44	18	81	18	15	8	10	200
1	28	2006	* KANSAS STATE	W 79-75	26	61	.426	8	23	.348	19	27	.704	16	22	38	18	79	21	9	7	4	200
2	5	2006	* at Iowa State	L 79-96	29	68	.426	10	28	.357	11	22	.500	16	23	39	26	79	14	18	6	7	200
2	8	2006	* at Texas A&M	L 58-61	19	45	.422	12	22	.545	8	14	.571	8	24	32	23	58	14	24	1	7	200
2	11	2006	* TEXAS TECH	W 66-64	19	58	.328	7	23	.304	21	26	.808	15	36	51	20	66	13	19	11	5	200
2	15	2006	* OKLAHOMA	W 84-75	29	63	.460	7	20	.350	19	22	.864	17	24	41	17	84	21	8	3	6	200
2	18	2006	* at Kansas State	L 60-72	22	64	.344	5	24	.208	11	11	1.000	15	20	35	18	60	10	18	4	10	200
2	22	2006	* at Nebraska	L 77-93	26	73	.356	11	34	.324	14	21	.667	14	16	30	27	77	18	6	3	9	200
2	25	2006	* MISSOURI	W 78-60	32	72	.444	3	22	.136	11	17	.647	19	27	46	16	78	16	9	5	7	200
3	1	2006	* at Kansas	L 54-75	20	64	.313	7	25	.280	7	15	.467	22	23	45	15	54	14	17	4	4	200
3	4	2006	* IOWA STATE	W 84-82	27	68	.397	5	20	.250	25	31	.806	17	32	49	24	84	19	16	8	8	200
3	9	2006	** vs. Baylor	W 65-61	21	55	.382	5	20	.250	18	24	.750	13	29	42	16	65	14	14	6	5	200
3	10	2006	** vs. Texas A&M	L 53-86	18	60	.300	4	25	.160	13	21	.619	16	19	35	22	53	10	12	3	5	200
3	15	2006	& OLD DOMINION	L 61-79	22	54	.407	4	19	.211	13	30	.433	17	18	35	27	61	12	13	7	7	200

\*-Big 12 Conference; \*\*-Big 12 Tournament - Dallas; &-NIT; ^-Colorado Classic - Denver (Pepsi Center)

Player	GP	GS	FG	FGA	Pct	3FG	3FGA	Pct	FT	FTA	Pct	OR	DR	TR	RPG	PF	FO	TP	PPG	Ast	APG	TO	A/TO	Blk	Stl	Min
Roby, Richard	30	29	172	408	.422	63	177	.356	103	140	.736	46	118	164	5.5	52	1	510	17.0	74	2.5	64	1.2	27	62	905
Copeland, Chris	30	28	124	282	.440	50	140	.357	64	93	.688	50	102	152	5.1	72	1	362	12.1	47	1.6	46	1.0	32	23	730
Hall, Marcus	30	23	102	249	.410	36	105	.343	22	32	.688	15	62	77	2.6	43	0	262	8.7	124	4.1	57	2.2	5	38	797
Freeman, Martane	29	4	81	159	.509	13	42	.310	55	80	.688	57	37	94	3.2	67	1	230	7.9	35	1.2	33	1.1	14	31	505
Osborn, Andy	30	16	77	197	.391	53	152	.349	18	24	.750	33	74	107	3.6	58	1	225	7.5	27	0.9	22	1.2	26	12	578
Obazuaye, Jayson	30	24	89	177	.503	3	14	.214	28	65	.431	47	64	111	3.7	52	2	209	7.0	44	1.5	42	1.1	5	17	550
Coleman, Dominique	27	2	48	114	.421	7	31	.226	16	33	.485	24	62	66	2.4	38	0	119	4.4	53	2.0	41	1.3	6	32	402
Eddy, Glean	29	1	34	74	.459	9	24	.375	34	45	.756	33	54	87	3.0	26	0	111	3.8	19	0.7	28	0.7	3	6	298
Ashby, Julius	22	12	41	95	.432	0	0	.000	24	35	.686	36	57	93	4.2	56	2	106	4.8	16	0.7	29	0.6	25	5	394
King-Stockton, Marcus	30	3	24	57	.421	0	0	.000	5	16	.313	41	56	97	3.2	49	0	53	1.8	16	0.5	17	0.9	17	8	336
Senger, Scott	19	1	14	27	.519	0	0	.000	11	16	.688	20	13	33	1.7	9	0	39	2.1	7	0.4	9	0.8	5	6	107
Williams, Calvin	15	0	9	31	.290	0	1	.000	8	19	.421	20	25	45	3.0	23	0	26	1.7	3	0.2	7	0.4	4	0	112
Carder, Kyle	4	0	7	11	.636	5	9	.556	0	0	.000	0	1	1	0.3	1	0	19	4.8	2	0.5	2	1.0	0	0	28
Arrington, Lamont	19	1	6	18	.333	0	0	.000	5	11	.455	7	12	19	1.0	17	0	17	0.9	1	0.1	7	0.1	4	2	79
McGee, Antoine	27	5	3	15	.200	0	4	.000	2	4	.500	3	4	7	0.3	23	0	8	0.3	28	1.0	10	2.8	1	9	182
Boidock, Billy	8	1	2	5	.400	1	2	.500	0	0	.000	0	1	1	0.1	1	0	5	0.6	1	0.1	2	0.5	0	2	15
Perkowski, Chase	3	0	1	1	1.000	0	0	.000	2	2	1.000	1	0	1	0.3	0	0	4	1.3	0	0.0	1	0.0	0	1	7
TEAM												43	29	72		1						3				
Totals	30	30	834	1920	.434	240	701	.342	397	615	.646	476	751	1227	40.9	588	8	2305	76.8	497	16.6	420	1.2	174	254	6025

### 20-10 (9-7 Big 12) Head Coach: Ricardo Patton

Assistants: Paul Graham, Mike Frink, John Anderson

#	Name	Class	Pos.	Ht.	Wt.	Hometown (High School)
30	Arrington, Lamont	Sr.	F/C	6-11	220	Detroit, Mich. (Schoolcraft College [Mich.])
33	Ashby Julius	Sr.	F/C	6-9	235	Trinidad and Tobago (Marshalltown CC [Iowa])
2	Boidock, Billy	Sr.	G	6-0	155	Dallas, Texas (Bishop Lynch)
3	Carder Kyle	Fr.	G	6-4	180	Joplin, Mo. (Joplin)
11	Coleman, Dominique	Jr.	G	6-3	185	Oakland, Calif. (Key West HS/Hillsborough JC [Fla.])
15	Copeland, Chris	Sr.	F	6-8	235	Richmond, Va. (Hermitage)
1	Eddy Glean	Sr.	F	6-6	215	Nashville, Tenn. (National Christian Acad. [Md.])
12	Freeman Martane	Sr.	F	6-7	200	Kansas City, Mo. (Penn Valley JC [Kansas City])
21	Hall, Marcus	Jr.	PG	6-1	180	Houston, Texas (Jersey Village)
32	King-Stockton, Marcus	So.	F	6-9	230	Denver, Colo. (Colorado Academy)
42	McGee, Antoine	Sr.	PG	5-10	185	Moreno Valley, Calif. (Mercersburg Acad. [Pa.])
5	Obazuaye, Jayson	Sr.	G	6-2	205	San Jose, Calif. (Andrew Hill)
4	Osborn, Andy	Sr.	F	6-9	230	Longmont, Colo. (Longmont/Loyola Marymount)
35	Perkowski Chase	Fr.	G	6-2	185	San Juan Capistrano, Calif. (Santa Margarita)
23	Roby, Richard	So.	G	6-6	195	San Bernardino, Calif. (Lawrence Acad. [Groton, Mass.])
10	Senger, Scott	Sr.	F	6-7	225	Louisville, Colo. (Monarch)
25	Williams, Calvin	Fr.	F	6-7	210	Memphis, Tenn. (Hillcrest)
Home: 14-2 Road: 4-7 Neutral: 2-1						



Chris Copeland

### SEASON NOTES

- Richard Roby was named to the All-Big 12 First Team. Roby was also named NABC District 12 First Team, Big 12 Player of the Week (Jan. 10-16), Co-Big 12 Player of the Week (Jan. 16-22) and *The Sporting News* Player of the Week (Jan. 16-22).
- The 2005-06 season was the first time three players made over 50 3-pointers in a season (Roby 63, Osborn 53, Copeland 50).
- The Buffs broke school records in 3-pointers made (240, old: 223) and 3-pointers attempted (701, old: 633).
- CU won at Oklahoma State for the first time since Jan. 12, 1980 (20 games). The Buffaloes notched a road win at Missouri for the first time since 1996-97, which also marked the Buffs second win in Columbia since Jan. 15, 1973 (a span of 32 games).
- The Buffs started Big 12 play with a 5-2 record, a first since 1996-97. The 5-2 start is the 14th time CU started 5-2 or better in league play in 59 years.
- CU earned a NIT berth, their eighth appearance in school history.
- CU was nationally ranked for the first time since the 1996-97 season (*USA Today*). They were ranked No. 25th in the *USA Today*/*Coaches' Poll* for two straight weeks (Jan. 30-Feb. 5; Feb. 6-12).
- Head Coach Ricardo Patton recorded his 175 career victory when CU defeated Missouri, 78-60 (Feb. 25).



# COLORADO BUFFALOES

## 2006-07

M	D	Year	Opponent	Score	FG	FGA	Pct.	3FG	3FGA	3Pct.	FT	FTA	Pct	OR	DR	TR	PF	Pts	Ast	TO	Blk	Stl	Min.
11	10	2006	DENVER	W 78-64	31	70	.443	5	21	.238	11	21	.524	23	23	46	18	78	16	18	2	13	200
11	14	2006	at New Mexico	L 65-106	25	70	.357	6	31	.194	9	14	.643	12	23	35	24	65	15	19	7	7	200
11	18	2006	AIR FORCE	L 46-84	18	53	.34	2	17	.118	8	19	.421	11	21	32	22	46	11	16	2	6	200
11	21	2006	at Utah	W 60-59	23	56	.411	8	18	.444	6	9	.667	7	22	29	22	60	14	11	2	9	200
11	26	2006	WYOMING	L 73-76	27	62	.435	4	19	.211	15	25	.600	15	25	40	20	73	17	14	6	9	200
11	29	2006	at UNC Wilmington	L 55-67	19	51	.373	4	19	.211	13	21	.619	12	20	32	20	55	9	20	2	7	200
12	2	2006	NORTHERN COLORADO	W 88-86	26	67	.388	5	17	.294	31	43	.721	26	19	45	23	88	13	13	12	7	200
12	4	2006	PEPPERDINE	L 72-78	27	70	.386	7	23	.304	11	13	.846	17	31	48	19	72	16	21	10	9	200
12	9	2006	COLORADO STATE	L 69-72	21	60	.35	9	21	.429	18	23	.783	16	21	37	22	69	13	24	9	12	200
1	3	2007	CENTRAL FLORIDA	W 96-87	27	51	.529	6	15	.400	36	45	.800	12	24	36	22	96	18	17	2	8	200
1	6	2007	* TEXAS	L 78-102	30	65	.462	10	26	.385	8	14	.571	9	18	27	17	78	21	16	6	7	200
1	10	2007	* at Oklahoma	L 54-78	20	49	.408	4	18	.222	10	18	.556	10	23	33	23	54	10	25	2	3	200
1	13	2007	* TEXAS A&M	L 69-87	23	61	.377	2	12	.167	21	31	.677	15	23	38	23	69	12	14	5	5	200
1	17	2007	* IOWA STATE	W 74-65	26	61	.426	8	19	.421	14	26	.538	14	27	41	18	74	13	17	7	11	200
1	20	2007	* at Nebraska	L 50-71	19	49	.388	6	22	.273	6	11	.545	10	24	34	19	50	7	18	1	4	200
1	24	2007	* MISSOURI	L 65-79	25	66	.379	1	15	.067	14	19	.737	17	25	42	20	65	12	15	6	5	200
1	27	2007	* at Kansas	L 74-97	24	54	.444	8	19	.421	18	28	.643	14	22	36	18	74	13	30	4	10	200
1	30	2007	* at Baylor	L 83-97	30	63	.476	10	19	.526	13	23	.565	14	18	32	21	83	11	13	3	7	200
2	3	2007	* OKLAHOMA STATE	W 89-77	26	54	.481	10	21	.476	27	38	.711	9	36	45	25	89	15	16	3	5	200
2	10	2007	* at Kansas State	L 59-78	20	50	.400	5	18	.278	14	23	.609	12	25	37	23	59	9	23	7	5	200
2	14	2007	* KANSAS	L 46-75	15	55	.273	3	16	.188	13	23	.565	17	22	39	19	46	10	18	2	8	200
2	17	2007	* at Texas Tech	L 74-95	31	52	.596	7	15	.467	5	10	.500	4	22	26	21	74	16	20	1	4	200
2	21	2007	* at Iowa State	L 53-55	22	58	.379	4	12	.333	5	8	.625	13	29	42	16	53	8	13	5	7	200
2	24	2007	* KANSAS STATE	L 71-87	24	53	.453	7	17	.412	16	23	.696	11	23	34	25	71	17	17	5	5	200
2	28	2007	* at Missouri	L 82-91	30	66	.455	8	23	.348	14	21	.667	14	24	38	19	82	16	15	2	5	200
3	3	2007	* NEBRASKA	W 73-69	24	53	.453	4	16	.250	21	27	.778	10	29	39	23	73	16	12	3	3	200
3	8	2007	** vs. Texas Tech	L 71-81	29	57	.509	1	11	.091	12	22	.545	11	24	35	30	71	11	17	1	4	200

\*-Big 12 Conference; \*\*-Big 12 Tournament - Oklahoma City, Okla.

Player	GP	GS	FG	FGA	Pct	3FG	3FGA	Pct	FT	FTA	Pct	OR	DR	TR	RPG	PF	FO	TP	PPG	Ast	APG	TO	A/TO	Blk	Stl	Min
Roby, Richard	27	25	158	412	.383	37	138	.268	113	154	.734	49	89	138	5.1	55	2	466	17.3	59	2.2	91	0.7	12	33	867
Coleman, Dominique	27	20	121	231	.524	16	51	.314	57	88	.648	46	139	185	6.9	67	0	315	11.7	92	1.7	82	1.1	10	43	782
Silas, Xavier	25	17	101	252	.401	44	115	.383	55	80	.688	34	59	93	3.7	68	2	301	12.0	42	3.4	65	0.7	9	19	736
Jackson-Wilson, Jermyl	27	16	81	152	.533	0	0	.000	54	86	.628	71	96	167	6.2	82	1	216	8.0	39	1.4	56	0.7	27	24	626
Williams, Jeremy	27	18	80	164	.488	7	26	.269	40	66	.606	49	74	123	4.6	78	1	207	7.7	21	0.8	41	0.5	22	20	578
Bay, Kal	27	12	52	155	.335	43	121	.355	22	28	.786	7	28	35	1.3	46	1	169	6.3	52	1.9	54	0.9	1	13	581
King-Stockton, Marcus	27	24	36	92	.391	0	0	.000	25	55	.455	51	62	113	4.2	88	6	97	3.6	9	0.3	29	0.3	32	9	505
Thorne II, Dwight	27	2	20	77	.260	7	46	.152	11	16	.688	2	31	33	1.2	36	0	58	2.1	33	1.2	28	1.2	1	11	368
Kowal, Sean	27	0	7	19	.368	0	0	.000	6	12	.500	10	28	38	1.4	36	0	20	0.7	5	0.2	8	0.6	2	7	229
Inge, James	15	0	5	10	.500	0	1	.000	1	5	.200	5	5	10	0.7	1	0	11	0.7	1	0.1	4	0.3	1	3	46
Perkowski, Chase	8	1	1	4	.250	0	2	.000	2	4	.500	1	1	2	0.3	7	0	4	0.5	3	0.4	5	0.6	0	1	41
Van Burck, Marc	9	0	0	7	.000	0	0	.000	3	4	.750	4	5	9	1.0	8	0	3	0.3	3	0.3	2	1.5	0	2	34
Beckley, Trent	5	0	0	1	.000	0	0	.000	0	0	.000	0	0	0	0.0	0	0	0	0.0	0	0.0	2	0.0	0	0	8
TEAM												26	26	52								5				
Totals	27		662	1576	.42	154	500	.308	389	598	.651	355	643	998	37.0	572	13	1867	69.1	359	13.3	472	0.8	117	185	5401

### 7-20 (3-13 Big 12) Head Coach: Ricardo Patton

Assistants: Paul Graham, John Anderson, Sundance Wicks

#	Name	Class	Pos.	Ht.	Wt.	Hometown (High School)
55	Bay, Kal	Fr.	G	6-1	170	Tempe, Ariz. (Marcos de Niza)
44	Beckley, Trent	Fr.	F	6-10	220	Vail, Colo. (Battle Mountain)
11	Coleman, Dominique	Sr.	G	6-3	180	Oakland, Calif. (Key West/Hillsborough JC [Fla.]
2	Inge, James	Fr.	G	6-3	170	Camden, N.J. (Woodrow)
31	Jackson-Wilson, Jermyl	So.	F	6-6	220	Milwaukee, Wis. (Fork Union Military Academy [Va.]/Rufus King/Ohio State)
32	King-Stockton, Marcus	Jr.	F	6-9	230	Denver, Colo. (Colorado Academy)
41	Kowal, Sean	Fr.	C	6-10	235	St. Louis, Mo. (De Smet Jesuit)
35	Perkowski, Chase	So.	G	6-2	185	San Juan Capistrano, Calif. (Santa Margarita Catholic)
23	Roby, Richard	Jr.	G	6-6	205	San Bernardino, Calif. (Lawrence Academy [Groton, Mass.]
13	Silas, Xavier	Fr.	G	6-5	195	(Austin, Texas/Stephen F. Austin/Brewster Academy [Wolfeboro, N.H.]
12	Thorne II, Dwight	Fr.	G	6-3	180	Arlington, Texas (Martin)
22	Van Burck, Marc	Fr.	C	6-11	280	Star City, Saskatchewan, Canada (Luther)
5	Williams, Jeremy	Fr.	F	6-7	215	Memphis, Tenn. (Hamilton)

Home: 6-9 Road: 1-10 Neutral: 0-1



Dominique Coleman

### SEASON NOTES

- With eight freshmen on the roster, the 2006-07 team was the youngest in CU's 105-year history.
- CU upset No. 12/14 Oklahoma State in Boulder, marking the fifth straight season CU defeated a nationally ranked opponent at home.
- Richard Roby was named All-Big 12 honorable mention.
- Xavier Silas became the 10th CU player to average double-digits as a freshman.
- Jermyl Jackson-Wilson was named to the *Kansas City Star* All-Newcomer team.
- Dominique Coleman set a school record for most rebounds (185) in a season by a guard.
- The Buffaloes suffered their most losses in a season (20) since 1988-89 (21). CU's 13 conference losses marked the most by a CU squad since 1985-86 (14).

M	D	Year	Opponent	Score	FG	FGA	Pct.	3FG	3FGA	3Pct.	FT	FTA	Pct	OR	DR	TR	PF	Pts	Asst	TO	Blk	Stl	Min.
11	9	2007	NEW MEXICO	L 47-54	15	44	.341	4	19	.211	13	20	.650	6	23	29	19	47	10	15	6	5	200
11	15	2007	^ vs. Florida A&M	W 83-59	29	53	.547	8	21	.381	17	23	.739	6	20	26	16	83	19	12	4	7	200
11	16	2007	^ vs. Savannah State	W 58-43	19	35	.543	7	16	.438	13	20	.650	6	26	32	15	58	13	22	4	8	200
11	17	2007	^ at Wisconsin	L 52-78	20	41	.488	6	14	.429	6	7	.857	5	15	20	11	52	11	19	3	4	200
11	20	2007	COLORADO CHRISTIAN	W 78-58	31	55	.564	7	16	.438	9	12	.750	5	26	31	17	78	17	13	4	7	200
11	27	2007	at Denver	W 54-44	18	45	.4	3	13	.231	15	19	.789	13	22	35	8	54	11	16	2	11	200
11	29	2007	at Air Force	W 60-50	20	42	.476	7	22	.318	13	17	.765	4	21	25	18	60	12	11	4	7	200
12	2	2007	STANFORD	L 43-67	15	43	.349	6	15	.400	7	12	.583	3	18	21	16	43	9	11	3	1	200
12	8	2007	at Wyoming	L 64-73	23	66	.348	8	33	.242	10	14	.714	12	21	33	25	64	14	11	4	8	200
12	12	2007	NEW ORLEANS	L 65-67	22	56	.393	5	13	.385	16	20	.800	11	27	38	13	65	12	14	7	4	200
12	22	2007	at Colorado State	W 73-70	28	51	.549	8	17	.471	9	15	.600	14	15	29	12	73	21	13	6	8	200
12	29	2007	GRAMBLING STATE	W 93-47	37	71	.521	6	17	.353	13	19	.684	15	29	44	19	93	20	13	8	11	200
1	4	2008	SMU	W 63-52	23	50	.46	8	23	.348	9	14	.643	8	25	33	14	63	16	11	4	7	200
1	7	2008	TULSA	L 68-81	23	59	.39	7	17	.412	15	21	.714	16	12	28	18	68	17	12	2	12	200
1	12	2008	* at Texas A&M	L 69-86	29	47	.617	4	12	.333	7	10	.700	4	12	16	16	69	18	10	4	4	200
1	15	2008	* NEBRASKA	W 55-51	18	46	.391	6	19	.316	13	22	.591	11	26	37	14	55	11	10	5	6	200
1	19	2008	* at Texas	L 67-69	24	54	.444	7	20	.350	12	16	.750	10	24	34	19	67	11	13	5	1	200
1	23	2008	* KANSAS STATE	L 56-72	17	45	.378	5	14	.357	17	31	.548	11	19	30	22	56	12	17	6	4	200
1	26	2008	* MISSOURI	L 62-66	20	44	.455	4	13	.308	18	24	.750	11	22	33	17	62	13	16	3	9	200
1	29	2008	* at Iowa State	L 41-57	15	44	.341	3	14	.214	8	15	.533	8	22	30	22	41	5	15	5	7	200
2	2	2008	* KANSAS	L 59-72	22	50	.44	9	23	.391	6	10	.600	8	13	21	20	59	14	13	3	5	200
2	6	2008	* at Oklahoma State	L 63-64	19	44	.432	8	19	.421	7	25	.280	5	21	26	27	63	10	12	4	4	200
2	9	2008	* OKLAHOMA	W 72-58	20	33	.606	7	11	.636	25	29	.862	3	23	26	17	72	14	13	3	6	200
2	16	2008	* at Kansas	L 45-69	17	48	.354	5	16	.313	6	8	.750	5	19	24	16	45	9	15	1	5	200
2	20	2008	* TEXAS TECH	L 69-87	26	57	.456	5	16	.313	12	17	.607	6	21	27	18	69	11	13	3	8	200
2	23	2008	* at Missouri	L 53-60	24	47	.511	5	14	.357	0	0	.000	5	25	30	12	53	12	14	6	2	200
2	27	2008	* BAYLOR	L 57-68	21	50	.42	5	17	.294	10	15	.667	6	18	24	18	57	11	7	5	6	200
3	1	2008	* IOWA STATE	W 67-55	26	47	.553	4	7	.571	11	20	.550	5	27	32	13	67	12	11	7	5	200
3	4	2008	* at Kansas State	L 72-78	28	61	.459	5	17	.294	11	17	.647	10	20	30	24	72	18	12	2	13	200
3	9	2008	* at Nebraska	L 49-68	15	44	.341	6	20	.300	13	16	.813	7	20	27	17	49	10	15	1	9	200
3	13	2008	** vs. Baylor	W 91-84 (2ot)	4	63	.54	6	21	.286	17	28	.607	11	33	44	25	91	22	17	8	3	250
3	14	2008	** vs. Oklahoma	L 49-54	18	52	.346	6	25	.240	7	12	.583	6	31	37	21	49	10	12	6	4	200

\*-Big 12 Conference; \*\*-Big 12 Tournament - Kansas City, Mo.; ^-America's Youth Classic - Madison, Wis.

Player	GP	GS	FG	FGA	Pct	3FG	3FGA	Pct	FT	FTA	Pct	OR	DR	TR	RPG	PF	FO	TP	PPG	Asst	APG	TO	A/TO	Blk	Stl	Min
Roby, Richard	32	32	189	396	.477	47	123	.382	120	157	.764	58	156	214	6.7	104	3	545	17.0	66	2.1	107	0.6	30	33	1110
Hall, Marcus	32	32	171	359	.476	53	139	.381	52	77	.675	29	95	124	3.9	61	2	447	14.0	128	4.0	71	1.8	7	58	1202
Silas, Xavier	23	19	71	183	.388	20	63	.317	61	90	.678	22	54	76	3.3	54	2	223	9.7	38	1.7	46	0.8	5	19	678
Higgins, Cory	32	32	95	207	.459	25	75	.333	51	75	.680	23	113	136	4.3	68	0	266	8.3	73	2.3	66	1.1	11	36	1074
Jackson-Wilson, Jermyl	32	21	63	137	.460	0	2	.000	24	45	.533	52	90	142	4.4	93	3	150	4.7	33	1.0	45	0.7	26	21	611
Knutson, Levi	32	1	49	118	.415	27	81	.333	22	28	.786	3	40	43	1.3	31	0	147	4.6	38	1.2	24	1.6	1	5	584
Thorne II, Dwight	29	5	33	82	.402	13	47	.277	18	22	.818	8	26	34	1.2	28	1	97	3.3	26	0.9	21	1.3	2	11	343
King-Stockton, Marcus	30	17	29	57	.509	0	2	.000	16	42	.381	31	68	99	3.3	86	4	74	2.5	20	0.7	27	0.8	49	13	530
Patterson, Caleb	14	1	7	30	.233	1	12	.083	5	6	.833	3	16	19	1.4	14	0	20	1.4	3	0.2	9	0.3	6	2	114
Coney, Javon	14	0	5	12	.417	3	9	.333	4	4	1.000	3	3	6	0.4	4	0	17	1.2	0	0.0	0	0.0	0	2	50
Zehnder, Andrew	7	0	2	3	.667	1	1	1.000	0	0	.000	2	0	2	0.3	3	0	5	0.7	0	0.0	0	0.0	0	0	19
Beckley, Trent	10	0	2	3	.667	0	0	.000	2	2	1.000	1	7	8	0.8	13	0	6	0.6	0	0.0	2	0.0	1	1	44
TEAM												21	28	49								10				
Totals	32		716	1587	.451	190	554	.343	375	548	.684	277	724	1001	31.3	559	15	1997	62.4	425	13.3	428	0.1	138	201	6450

### 12-20 (3-13 Big 12) Head Coach: Jeff Bzdelik

Assistants: Steve McClain, Derrick Clark, Charles Baker

#	Name	Class	Pos.	Ht.	Wt.	Hometown (High School)
44	Beckley, Trent	So.	F	6-10	230	Vail, Colo. (Battle Mountain)
14	Coney, Javon	Fr.	G	6-4	205	Chicago, Ill. (Latin)
*34	Crawford, Casey	So.-RS	F	6-9	230	Overland Park, Kan. (Blue Valley North/Wake Forest)
1	Hall, Marcus	Sr.	G	6-2	185	Houston, Texas (Jersey Village)
11	Higgins, Cory	Fr.	G	6-5	175	Danville, Calif. (Monte Vista/The Pendleton School [Bradenton, Fla.])
31	Jackson-Wilson, Jermyl Jr.	RS	F	6-6	220	Milwaukee, Wis. (Fork Union Military Academy [Va.]/Rufus King/Ohio State)
32	King-Stockton, Marcus	Sr.	F	6-9	245	Denver, Colo. (Colorado Academy)
24	Knutson, Levi	Fr.	G	6-4	190	Littleton, Colo. (Arapahoe)
21	Patterson, Caleb	Fr.	C	6-11	225	Ringwood, Okla. (Ringwood)
23	Roby, Richard	Sr.	G	6-6	200	San Bernardino, Calif. (Lawrence Academy [Groton, Mass])
12	Thorne II, Dwight	So.	G	6-3	180	Arlington, Texas (Martin)
5	Williams, Jeremy	So.	F	6-7	220	Memphis, Tenn. (Hamilton)
* 3	Wright, Kyle	So.-RS	G	6-5	195	Hartford, Conn. (Brewster Academy [Wolfeboro, N.H.]/Stony Brook)
25	Zehnder, Andrew	Fr.	G	6-3	180	Arvada, Colo. (Standley Lake)

\*- Transfer, sat out 2007-08 season

Home: 6-9 Road: 3-10 Neutral: 3-1

### SEASON NOTES

- Richard Roby became the school's all-time leading scorer (2,001 points). Roby is the third player in school history to lead the team in scoring four consecutive seasons.

- CU shot a season-best 62 percent from the field at Texas A&M (a school second-best .773 from the field in the second half).

- CU's win over Baylor at the Big 12 Championships marked the first time a No. 12 seed defeated a No. 5 seed.

- CU held its opponents to 64.4 points per game compared to an 80.1 average in 2006-07. The 64.4 points per game that the Buffs yielded marked the lowest opponent scoring average in 46 years.

- Nine of CU's losses were by an average of 4.8 points.

- The Buffaloes committed 13.4 turnovers per game-their lowest in 28 years- and the Buffs' 12.9 turnovers per game in conference play was the lowest average by any CU team in the 12-year history of the Big 12.

- In conference play, including the Big 12 Tournament, the Buffaloes lost games by: one point, two points, four points, five points, six points, and seven points.

- CU shot over 50 percent from the field in 11 conference games.



**Jeff Bzdelik**  
2007-10



M	D	Year	Opponent	Score	FG	FGA	Pct.	3FG	3FGA	3Pct.	FT	FTA	Pct	OR	DR	TR	PF	Pts	Asst	TO	Blk	Stl	Min.
11	14	2008	ARKANSAS-PINE BLUFF	W 76-56	27	52	.519	10	23	.435	12	20	.600	5	26	31	15	76	18	10	2	4	200
11	18	2008	MONTANA STATE	L 82-85 (ot)	26	54	.481	5	18	.278	25	34	.735	8	22	30	22	82	16	11	1	9	225
11	22	2008	HARVARD	W 70-57	21	40	.525	7	19	.368	21	27	.778	4	24	28	16	70	14	14	2	4	200
11	25	2008	LAFAYETTE	W 73-59	22	43	.512	6	14	.429	23	30	.767	3	27	30	20	73	13	19	4	11	200
11	29	2008	at Stanford	L 62-76	25	50	.500	3	15	.200	9	16	.563	10	20	30	20	62	9	15	1	6	200
12	3	2008	TCU	L 46-62	17	42	.405	4	13	.308	8	11	.727	5	18	23	19	46	5	20	2	2	200
12	10	2008	COLORADO STATE	W 75-56	28	48	.583	6	13	.462	13	24	.542	4	24	28	13	75	16	8	3	7	200
12	19	2008	PRAIRIE VIEW A&M	W 72-47	28	55	.509	8	20	.400	8	15	.533	5	32	37	16	72	21	18	4	5	200
12	23	2008	LOUISIANA-MONROE	W 65-62	23	56	.411	5	18	.278	14	21	.667	6	16	22	15	65	17	10	3	6	200
12	28	2008	^ vs. Coppin State	W 80-63	26	47	.553	7	14	.500	21	24	.875	10	23	33	17	80	13	18	1	3	200
12	29	2008	^ vs. Buffalo	L 60-62	23	45	.511	3	14	.214	11	12	.917	4	17	21	13	60	9	14	2	4	200
12	30	2008	^ vs. Vermont	L 59-84	20	49	.408	5	16	.313	14	18	.778	6	21	27	24	59	9	10	2	3	200
1	5	2009	at SMU	L 67-70	24	53	.453	9	24	.375	10	11	.909	7	20	27	23	67	16	12	0	6	200
1	7	2009	WESTERN STATE	W 65-52	23	50	.460	3	13	.231	16	19	.842	6	31	37	14	65	8	8	0	2	200
1	14	2009	* at Missouri	L 62-107	20	54	.370	5	14	.357	17	24	.708	15	20	35	23	62	9	26	0	8	200
1	17	2009	* KANSAS	L 56-73	16	43	.372	5	16	.313	19	23	.826	8	13	21	20	56	8	18	2	7	200
1	20	2009	* at Texas Tech	L 55-63	20	49	.408	5	15	.333	10	15	.667	8	22	30	20	55	13	20	2	14	200
1	24	2009	* KANSAS STATE	L 75-77 (ot)	23	42	.548	7	14	.500	22	30	.733	4	23	27	22	75	12	17	2	10	225
1	27	2009	* IOWA STATE	W 55-49	19	49	.388	6	19	.316	11	16	.688	7	21	28	13	55	6	8	0	9	200
1	31	2009	* at Kansas	L 61-66	24	51	.471	5	17	.294	8	11	.727	7	17	24	17	61	10	7	0	9	200
2	4	2009	* NEBRASKA	L 53-55	20	44	.455	7	18	.389	6	7	.857	2	20	22	20	53	11	13	4	5	200
2	7	2009	* at Oklahoma	L 72-77	28	55	.509	7	18	.389	9	10	.900	4	16	20	22	72	14	9	1	6	200
2	11	2009	* at Iowa State	L 42-70	13	42	.310	2	13	.154	14	20	.700	6	21	27	13	42	3	13	3	6	200
2	14	2009	* TEXAS	L 76-85 (ot)	23	47	.489	5	14	.357	25	29	.862	9	18	27	22	76	12	16	0	4	200
2	18	2009	* at Nebraska	L 41-46	13	42	.310	6	17	.353	9	11	.818	9	26	35	15	41	3	16	2	2	225
2	21	2009	* MISSOURI	L 53-66	18	43	.419	5	13	.385	12	19	.632	4	17	21	15	53	12	17	2	5	200
2	25	2009	* OKLAHOMA STATE	L 55-76	21	50	.420	7	14	.500	6	14	.429	4	19	23	16	55	10	8	1	5	200
2	28	2009	* at Baylor	L 57-75	18	42	.429	7	19	.368	14	20	.700	5	17	22	22	57	13	15	1	4	200
3	4	2009	* TEXAS A&M	L 66-72	26	55	.473	6	17	.353	8	15	.533	5	22	27	22	66	17	10	1	10	200
3	7	2009	* at Kansas State	L 64-76	23	46	.500	2	8	.250	16	22	.727	9	23	32	26	64	13	24	2	4	200
3	11	2009	** vs. Texas	L 56-67	17	48	.354	4	17	.235	18	19	.947	12	18	30	19	56	6	12	0	5	200

\*-Big 12 Conference; \*\*-Big 12 Tournament - Oklahoma City, Okla.; ^-Rainbow Classic (Honolulu, Hawaii)

Player	GP	GS	FG	FGA	Pct	3FG	3FGA	Pct	FT	FTA	Pct	OR	DR	TR	RPG	PF	FO	TP	PPG	Asst	APG	TO	A/TO	Blk	Stl	Min
Cory Higgins	31	31	165	347	.476	32	89	.360	176	212	.830	18	149	167	5.4	77	2	538	17.4	80	2.6	87	0.9	11	59	1146
Dwight Thorne II	31	31	128	266	.481	45	110	.409	70	91	.769	13	91	104	3.4	79	0	371	12.0	52	1.7	62	0.8	1	3	1035
Austin Dufault	31	31	93	219	.425	13	53	.245	55	82	.671	26	89	115	3.7	75	2	254	8.2	31	1.0	52	0.6	3	11	953
Nate Tomlinson	28	28	71	154	.461	35	82	.427	29	40	.725	14	59	73	2.6	61	2	206	7.4	83	3.0	77	1.1	0	17	941
Jermyl Jackson-Wilson	31	28	67	126	.532	0	1	.000	34	54	.630	33	84	117	3.8	95	5	168	5.4	39	1.3	53	0.7	20	23	637
Casey Crawford	25	4	50	121	.413	21	64	.328	17	23	.739	16	27	43	1.7	50	1	138	5.5	15	0.6	12	1.3	3	12	355
Levi Knutson	30	1	44	112	.393	11	48	.229	16	19	.842	7	43	50	1.7	34	0	115	3.8	31	1.0	26	1.2	0	11	476
Trey Eckloff	26	0	21	51	.412	7	20	.350	7	17	.412	14	33	47	1.8	43	0	56	2.2	8	0.3	25	0.3	3	6	263
Ryan Kelley	17	0	14	29	.483	5	11	.455	12	20	.600	3	5	8	0.5	11	0	45	2.6	3	0.2	8	0.4	0	3	94
Toby Veal	18	0	12	26	.462	0	0	.000	9	18	.500	9	19	28	1.6	15	2	33	1.8	1	0.1	9	0.1	7	4	125
Javon Coney	23	1	7	30	.233	3	18	.167	1	5	.200	7	24	31	1.3	23	0	18	0.8	10	0.4	8	1.3	1	3	202
Andrew Zehnder	9	0	3	5	.600	0	1	.000	1	4	.250	0	2	2	0.2	10	0	7	0.8	3	0.3	2	1.5	1	1	46
Matt Favaro	1	0	0	0	.000	0	0	.000	2	2	1.000	0	0	0	0.0	1	0	2	2.0	0	0.0	0	0.0	0	0	2
TEAM												41	29	70								15				
Totals	31		675	1486	.454	172	497	.346	429	587	.731	201	654	855	27.6	574	14	1951	62.9	356	11.5	436	0.8	50	185	6275

### 9-22 (1-15 Big 12) Head Coach: Jeff Bzdelik

Associate Head Coach: Steve McClain

Assistants: Derrick Clark, Charles Baker

#	Name	Class	Pos.	Ht.	Wt.	Hometown (High School)
44	Beckley, Trent	Jr.	F	6-10	230	Vail, Colo. (Battle Mountain)
14	Coney, Javon	So.	G	6-4	205	Chicago, Ill. (Latin)
34	Crawford, Casey	So.	F	6-9	230	Overland Park, Kan. (Blue Valley North/Wake Forest)
33	Dufault, Austin	Fr.	F	6-8	210	Killdeer, N.D. (Killdeer)
55	Eckloff, Trey	Fr.	F	6-9	220	Englewood, Colo. (Cherry Creek)
11	Higgins, Cory	So.	G	6-5	175	Danville, Calif. (Monte Vista/The Pendleton School [Bradenton, Fla.])
31	Jackson-Wilson, Jermyl	Sr.	F	6-6	220	Milwaukee, Wis. (Fork Union Military Academy [Va.]/Rufus King/Ohio State)
10	Kelley, Ryan	Fr.	G	6-4	190	Pomona, Calif. (Diamond Ranch)
24	Knutson, Levi	So.	G	6-4	190	Littleton, Colo. (Arapahoe)
12	Thorne II, Dwight	Jr.	G	6-3	180	Arlington, Texas (Martin)
1	Tomlinson, Nate	Fr.	PG	6-2	180	Sydney, Australia (Lee Academy [Maine])
15	Veal, Toby	Fr.	F	6-7	210	Savannah, Ga. (Johnson)
25	Zehnder, Andrew	So.	G	6-5	180	Arvada, Colo. (Standley Lake)

Home: 8-9 Road: 0-10 Neutral: 1-3



Jermyl Jackson-Wilson

### SEASON NOTES

- The Buffaloes youth of freshmen and sophomores attributed 72.3 percent of the team scoring, the highest percentage of any Buffs team since the Big 12 Conference began in 1996-97.

- CU fell short by single-digits 11 times, an average of 4.6 points; and in conference play on eight occasions by a 5.3 point margin. Four of those single-digit setbacks came against NCAA Tournament opponents, Texas (in overtime), at Kansas, at Oklahoma and Texas A&M.

- In two seasons, there have been 20 single-digit losses (15 in Big 12 play).

- All-Big 12 Conference Third Team selection Cory Higgins turned in a successful sophomore campaign that saw him become one of only 13 players nationally to lead or finish second on his team in five major statistical categories (points, rebounds, assists, steals, blocked shots). He also ranked nationally in a trio of categories (steals, FT%, scoring).

- Higgins' 538 points ranked the 13th best single-season mark in team history. It ranks third all-time among CU sophomores and seventh all-time among guards for a season.

- Dwight Thorne II made great strides putting together his best season-to-date recording 12 ppg. He made 48 percent of his shots and led CU from the three-point arc with 45.

- Levi Knutson was an All-Big 12 Academic First Team selection. During the spring 2009 semester, the men's basketball team achieved their highest grade point average on record a 2.926.

M	D	Year	Opponent	Score	FG	FGA	Pct.	3FG	3FGA	3Pct.	FT	FTA	Pct	OR	DR	TR	PF	Pts	Asst	TO	Blk	Stl	Min.
11	13	2009	ARKANSAS-PINE BLUFF	W 88-72	24	43	.558	6	15	.400	34	40	.850	3	22	25	20	88	15	20	3	9	200
11	16	2009	COPPIN STATE	W 82-58	26	52	.500	11	21	.524	19	21	.905	11	26	37	19	82	19	15	4	7	200
11	18	2009	TEXAS SOUTHERN	W 88-77	31	51	.608	6	11	.545	20	27	.741	8	17	25	20	88	15	9	0	7	200
11	23	2009	^ vs. Gonzaga	L 72-76	26	49	.531	7	15	.467	13	18	.722	4	20	24	27	72	15	15	4	8	200
11	24	2009	^ vs. Arizona	L 87-91 (ot)	28	66	.424	5	19	.263	26	32	.813	14	23	37	21	87	11	9	2	6	225
11	25	2009	^ at Chaminade	W 73-58	25	54	.463	9	16	.563	14	17	.824	7	29	36	16	73	20	11	3	13	200
12	1	2009	SAN FRANCISCO	W 78-54	31	56	.554	9	16	.563	7	11	.636	5	25	30	18	78	20	6	5	9	200
12	4	2009	at Oregon State	L 69-74	24	55	.436	4	17	.235	17	23	.739	15	17	32	22	69	9	12	1	4	200
12	7	2009	COLORADO CHRISTIAN	W 84-65	27	50	.540	5	13	.385	25	34	.735	8	26	34	19	84	13	10	0	9	200
12	10	2009	at Colorado State	L 62-77	19	51	.373	3	17	.176	21	28	.750	6	21	27	28	62	10	16	2	8	200
12	22	2009	CAL STATE NORTHRIIDGE	W 92-58	32	57	.561	10	25	.400	18	19	.947	7	24	31	20	92	27	20	4	15	200
12	29	2009	YALE	W 70-59	20	50	.400	3	15	.200	27	38	.711	7	20	27	18	70	13	16	2	18	200
1	2	2010	at Tulsa	L 59-84	20	54	.370	5	21	.238	14	15	.933	11	19	30	25	59	12	12	5	4	200
1	5	2010	MIAMI (Ohio)	W 67-65	21	41	.512	7	14	.500	18	26	.692	4	21	25	18	67	11	14	3	6	200
1	9	2010	* at Texas	L 86-103	30	56	.536	6	15	.400	20	26	.769	6	17	23	29	86	13	15	3	4	200
1	12	2010	* BAYLOR	W 78-71	26	52	.500	6	13	.462	20	31	.645	8	17	25	17	78	15	5	0	9	200
1	16	2010	* KANSAS STATE	L 81-87	25	47	.532	4	12	.333	27	40	.675	8	19	27	36	81	16	17	5	7	200
1	20	2010	* at Oklahoma State	L 78-90	26	57	.456	8	21	.381	18	22	.818	6	17	23	20	78	8	14	1	7	200
1	23	2010	* at Texas A&M	L 63-67	24	56	.429	5	14	.357	10	11	.909	8	20	28	18	63	9	10	0	10	200
1	27	2010	* NEBRASKA	W 72-60	21	43	.488	9	24	.375	21	27	.775	5	21	26	19	72	12	11	1	10	200
1	30	2010	* at Iowa State	L 63-64	22	64	.344	9	26	.346	10	14	.714	7	19	26	24	63	15	4	0	12	200
2	3	2010	* KANSAS	L 66-72 (ot)	24	61	.375	8	24	.296	10	17	.588	14	27	41	27	66	15	13	2	3	225
2	6	2010	* MISSOURI	L 66-84	20	56	.357	5	14	.357	21	27	.778	11	20	31	20	66	11	16	2	11	200
2	13	2010	* at Kansas State	L 51-68	19	49	.388	3	10	.300	10	14	.714	12	16	28	19	51	8	22	0	9	200
2	17	2010	* OKLAHOMA	W 77-67	28	56	.500	6	14	.429	15	18	.833	1	32	33	15	77	19	7	5	5	200
2	20	2010	* at Kansas	L 74-94	25	56	.446	8	16	.500	16	19	.842	7	18	25	21	74	12	19	2	10	200
2	24	2010	* at Missouri	L 63-92	23	53	.434	5	20	.250	12	13	.923	9	19	28	18	63	14	19	2	4	200
2	27	2010	* IOWA STATE	W 75-72	27	49	.551	9	20	.450	12	12	1.000	3	18	21	16	75	17	9	1	4	200
3	2	2010	* at Nebraska	W 81-68	26	42	.619	12	17	.706	17	23	.739	1	19	20	21	81	17	14	4	9	200
3	6	2010	* TEXAS TECH	W 101-90	30	51	.588	7	16	.438	34	48	.708	4	26	30	27	101	19	10	4	8	200
3	10	2010	** vs. Texas Tech	L 67-82	23	54	.426	6	17	.353	15	21	.714	8	21	29	21	67	13	19	0	11	200

\*-Big 12 Conference; \*\*-Big 12 Tournament - Kansas City, Mo.; ^-EA Sports Maui Invitational (Maui, Hawaii)

Player	GP	GS	FG	FGA	Pct	3FG	3FGA	Pct	FT	FTA	Pct	OR	DR	TR	RPG	PF	FO	TP	PPG	Asst	APG	TO	A/TO	Blk	Stl	Min
Cory Higgins	31	31	193	382	.505	32	90	.356	169	203	.833	20	100	120	3.9	77	1	587	18.9	73	2.4	72	1.0	11	60	1036
Alec Burks	30	30	172	320	.538	19	54	.352	149	193	.772	58	92	150	5.0	75	0	512	17.1	53	1.8	58	0.9	12	35	907
Marcus Relphorde	30	30	115	280	.411	34	99	.343	67	98	.684	28	94	122	4.1	88	4	331	11.0	61	2.0	65	0.9	6	35	811
Dwight Thorne II	30	10	66	146	.452	32	71	.451	60	67	.896	5	58	63	2.1	60	1	224	7.5	49	1.6	39	1.3	2	23	631
Austin Dufault	31	26	62	137	.453	16	42	.381	32	54	.593	28	67	95	3.1	92	5	172	5.5	27	0.9	19	1.4	11	22	666
Nate Tomlinson	31	21	49	106	.462	29	67	.433	37	45	.822	7	69	76	2.5	77	2	164	5.3	130	4.2	64	2.0	0	33	845
Casey Crawford	26	3	41	93	.441	24	54	.444	13	17	.765	16	37	53	2.0	55	1	119	4.6	12	0.5	18	0.7	7	11	359
Levi Knutson	23	0	23	59	.390	10	28	.357	25	32	.781	6	31	37	1.6	23	0	81	3.5	15	0.7	9	1.7	1	12	292
Keegan Hornbuckle	24	0	24	53	.453	9	18	.500	1	4	.250	13	26	39	1.6	25	0	58	2.4	13	0.5	11	1.2	3	10	274
Shane Harris-Tunks	28	3	22	36	.611	0	0	.000	6	16	.375	9	36	45	1.6	64	2	50	1.8	7	0.3	34	0.2	14	15	328
Trey Eckloff	15	1	5	20	.250	1	8	.125	2	2	1.000	5	7	12	.8	18	2	13	0.9	3	0.2	9	0.3	3	0	85
Trent Beckley	2	0	1	1	1.000	0	0	.000	0	1	.000	0	0	0	.0	2	0	2	1.0	0	0.0	2	0.0	0	0	4
Javon Coney	7	0	0	1	.000	0	0	.000	0	0	.000	3	1	4	.6	3	0	0	0.0	0	0.0	0	0.0	0	0	12
TEAM												30	38	68								9				
Totals	31		773	1634	.473	206	531	.388	561	732	.766	228	656	884	28.5	659	18	2313	74.6	443	14.3	409	1.1	70	256	6250

### 15-16 (6-10 Big 12) Head Coach: Jeff Bzdelik

Associate Head Coach: Steve McClain; Assistants: Derrick Clark, Drew Long

#	Name	Pos.	Ht.	Wt.	Class	Hometown (High School)
44	Beckley, Trent	F	6-10	250	Jr.-RS	Vail, Colo. (Battle Mountain)
10	Burks, Alec	G	6-6	185	Fr.	Grandview, Mo. (Grandview)
14	Coney, Javon	G	6-3	210	Jr.	Chicago, Ill. (Latin)
34	Crawford, Casey	F	6-9	245	Jr.-RS	Overland Park, Kan. (Blue Valley North/Wake Forest)
33	Dufault, Austin	F	6-9	230	So.	Killdeer, N.D. (Killdeer)
55	Eckloff, Trey	F	6-10	235	So.	Englewood, Colo. (Cherry Creek)
13	Harris-Tunks, Shane	C/F	6-11	225	Fr.	Liverpool, New South Wales, Australia (Australian Institute of Sport)
11	Higgins, Cory	G	6-5	190	Jr.	Danville, Calif. (Monte Vista)/The Pendleton School [Bradenton, Fla.]
35	Hornbuckle, Keegan	F	6-7	205	Fr.	Westlake Village, Calif. (Campbell Hall)
24	Knutson, Levi	G	6-4	200	Jr.	Littleton, Colo. (Arapahoe)
5	Relphorde, Marcus	G	6-6	220	Jr.	Chicago, Ill. (Homewood-Flossmoor/American Christian School [Alston, Pa.]/St. Louis/Indian Hills CC [Iowa])
2	Sharpe, Shannon	G	6-1	200	Fr.	Corona, Calif. (Centennial)
12	Thorne II, Dwight	G	6-3	185	Sr.	Arlington, Texas (Martin)
1	Tomlinson, Nate	PG	6-3	185	So.	Sydney, Australia (Lee Academy [Maine])

Home: 13-3 Road: 2-10 Neutral: 0-3



Alec Burks

### SEASON NOTES

- Alec Burks became CU's first-ever Big 12 Conference Freshman of the Year recipient. Burks also made the Big 12 All-Rookie Team, CollegiateInsider.com All-America Freshman Team, 2009-10 Basketball Times' All-Freshman First Team, CU Sports Performers of the Year: Male Freshman of the Year, Sporting News Magazine All-Freshman second team.

- Burks became the first CU freshman to surpass 500 points in a single-season (512). He was fourth nationally of all freshmen in ppg. (17.1) and FG% (53.8), and became only the second CU freshman to lead CU in rebounding (5.0 rpg.). He's also the 11th freshman to average 10 or more points in his initial season.

- Cory Higgins scored 587 points, the most in a season since 1991-92. His 1,391 career points ranks ninth all-time. He led the Big 12-only in steals for the second straight year (2.1).

- CU ranked third nationally in FT% (76.6) and for the first time led the Big 12. CU also ranked 21st nationally in 3-pt. percentage, 26th in FG%, 30th in steals. The 47.3 FG% tied for 10th in school history, was also the highest from any CU team since 1989-90 (47.9). The 409 turnovers, was a team low over 30 games played in a season since the stat was first kept in 1977-78.

- Attendance in eight Big 12 games was the highest ever at the CECC (65,607) with an average of 8,201 ranking second.



M	D	Year	Opponent	Score	FG	FGA	Pct.	3FG	3FGA	3Pct.	FT	FTA	Pct.	OR	DR	TR	PF	Pts	Asst	TO	Blk	Stl	Min.
11	12	2010	IDAHO STATE	W 88-80	28	58	.483	6	15	.400	26	33	.788	8	21	29	17	88	17	7	1	10	200
11	16	2010	at Georgia	L 74-83	22	53	.415	3	14	.214	27	36	.750	12	22	34	30	74	8	14	2	8	200
11	20	2010	at San Francisco	L 81-83 (ot)	29	68	.426	6	20	.300	17	28	.607	11	25	36	19	81	19	9	5	11	225
11	23	2010	ALCORN STATE	W 91-51	32	67	.476	7	17	.412	20	25	.800	13	37	50	18	91	19	9	5	11	200
11	28	2010	at Harvard	L 66-82	19	49	.388	2	9	.222	26	32	.813	13	15	28	21	66	5	15	0	7	200
11	30	2010	TEXAS PAN AMERICAN	W 83-64	32	59	.542	9	15	.600	10	13	.769	15	19	34	14	83	24	15	4	13	200
12	4	2010	OREGON STATE	W 83-57	34	58	.586	8	23	.348	7	9	.778	9	27	33	47	83	20	13	4	6	200
12	8	2010	COLORADO STATE	W 90-83 (ot)	26	54	.481	3	7	.429	35	41	.854	9	20	29	21	90	12	7	4	4	225
12	17	2010	^ THE CITADEL	W 89-61	34	57	.596	10	20	.500	11	16	.688	4	29	33	17	89	23	9	3	10	200
12	19	2010	^ LONGWOOD	W 104-59	38	72	.528	10	17	.588	18	23	.783	19	29	48	13	104	23	8	4	5	200
12	22	2010	^ vs. New Mexico	L 76-89	27	58	.466	5	22	.227	17	22	.773	10	13	23	25	76	9	12	2	6	200
12	23	2010	^ vs. Indiana	W 78-69	24	44	.545	3	10	.300	27	31	.871	8	22	30	23	78	10	14	0	10	200
12	29	2010	MD EASTERN SHORE	W 92-65	34	57	.596	5	12	.417	19	25	.760	12	27	39	15	92	19	9	5	5	200
1	2	2011	at CSU Bakersfield	W 85-73	31	63	.492	4	16	.250	19	24	.792	11	29	40	16	85	12	11	1	10	200
1	5	2011	WESTERN NEW MEXICO	W 92-70	36	76	.474	3	15	.200	17	23	.739	23	29	52	16	92	12	11	7	8	200
1	8	2011	* MISSOURI	W 89-76	33	69	.478	4	11	.364	19	23	.826	16	31	47	17	89	14	10	5	6	200
1	12	2011	* at Kansas State	W 74-66	27	54	.500	8	12	.667	12	21	.571	14	24	38	22	74	13	20	1	6	200
1	15	2011	* OKLAHOMA STATE	W 75-71	18	48	.375	5	16	.313	34	39	.872	15	24	39	17	75	8	15	2	5	200
1	18	2011	* at Nebraska	L 67-79	24	54	.444	12	30	.400	7	9	.778	8	18	26	15	67	13	16	1	5	200
1	22	2011	* at Oklahoma	L 60-67	23	57	.404	1	10	.100	13	16	.813	12	20	32	22	60	9	14	1	8	200
1	25	2011	* KANSAS	L 78-82	27	56	.482	9	13	.692	15	17	.882	4	19	23	17	78	14	6	3	6	200
1	29	2011	* at Baylor	L 66-70	23	65	.354	4	16	.250	16	22	.727	19	19	38	24	66	8	10	3	12	200
2	1	2011	* IOWA STATE	W 95-69	33	66	.500	11	12	.478	18	21	.857	9	34	43	14	95	21	12	3	7	200
2	5	2011	* at Missouri	L 73-89	26	63	.413	6	15	.400	15	20	.750	19	26	45	24	73	10	23	1	4	200
2	9	2011	* TEXAS A&M	L 70-73 (ot)	24	62	.387	7	13	.538	15	16	.938	13	16	29	18	70	9	9	6	5	225
2	12	2011	* KANSAS STATE	W 58-56	19	43	.442	2	10	.200	18	22	.818	8	27	35	27	58	6	16	5	2	200
2	19	2011	* at Kansas	L 63-89	23	57	.404	2	15	.133	15	18	.833	9	20	29	15	63	10	15	3	7	200
2	23	2011	* at Texas Tech	W 71-68	25	59	.424	4	14	.286	17	21	.810	12	28	40	19	71	12	11	0	6	200
2	26	2011	* TEXAS	W 91-89	32	60	.533	8	21	.381	19	32	.594	11	32	43	23	91	21	10	4	2	200
3	2	2011	* at Iowa State	L 90-95	32	72	.444	12	30	.400	14	19	.737	12	20	32	17	90	14	7	3	2	200
3	5	2011	* NEBRASKA	W 67-57	23	66	.411	6	13	.462	15	18	.833	7	25	32	12	67	12	5	5	9	200
3	9	2011	** vs. Iowa State	W 77-75	27	58	.466	4	13	.308	19	24	.792	13	35	48	17	77	14	15	3	4	200
3	10	2011	** vs. Kansas State	W 87-75	29	50	.580	6	9	.667	23	27	.852	9	26	35	17	87	11	16	5	5	200
3	11	2011	** vs. Kansas	L 83-90	31	63	.492	10	27	.370	11	18	.611	11	15	26	22	83	17	10	1	8	200
3	16	2011	% TEXAS SOUTHERN	W 88-74	30	49	.612	4	15	.267	24	31	.774	7	30	37	14	88	19	13	2	6	200
3	18	2011	% CALIFORNIA	W 89-72	31	68	.456	9	20	.450	18	27	.667	16	25	42	19	89	13	5	1	8	200
3	22	2011	% KENT STATE	W 81-74	32	65	.492	4	15	.267	13	16	.813	16	22	38	11	81	20	8	2	6	200
3	29	2011	% vs. Alabama	L 61-62	20	50	.400	8	25	.320	13	15	.867	10	22	32	12	61	14	16	3	7	200

\*-Big 12 Conference; \*\*-Big 12 Championships (Kansas City, Mo. - Sprint Center); ^-IBN Sports Classic (Neutral Site Games, Las Vegas, Nev. - Orleans Arena); %-NIT; %NIT Semifinal (New York City - Madison Square Garden)

Player	GP	GS	FG	FGA	Pct	3FG	3FGA	Pct	FT	FTA	Pct	OR	DR	TR	RPG	PF	FO	TP	PPG	Asst	APG	TO	A/TO	Blk	Stl	Min
Alec Burks	38	37	251	535	.469	28	96	.292	249	302	.825	91	156	247	6.5	89	1	779	20.5	112	2.9	99	1.1	12	41	1193
Cory Higgins	38	37	200	461	.434	36	102	.340	174	201	.866	31	93	124	3.3	82	2	610	16.1	94	2.5	80	1.2	14	37	1222
Levi Knutson	38	8	158	312	.506	81	171	.474	47	52	.904	23	87	110	2.9	70	0	444	11.7	38	1.0	31	1.2	2	22	1019
Marcus Relphorde	38	38	148	341	.434	41	104	.394	88	113	.779	44	119	163	4.3	95	1	425	11.2	82	2.2	86	1.0	4	39	1068
Andre Roberson	38	0	101	174	.580	12	35	.343	42	76	.553	106	191	297	7.8	112	6	256	6.7	33	0.9	44	0.8	42	51	847
Austin Dufault	38	38	104	199	.523	5	26	.192	39	62	.629	63	97	160	4.2	112	3	252	6.6	27	0.7	26	1.0	21	23	845
Nate Tomlinson	34	29	36	72	.500	25	54	.463	9	17	.529	4	55	59	1.7	66	1	106	3.1	84	2.5	41	2.1	2	29	686
Shannon Sharpe	38	3	29	69	.420	1	15	.067	22	34	.647	16	32	48	1.3	36	0	81	2.1	46	1.2	26	1.8	9	11	498
Trey Eckloff	19	0	11	25	.440	1	9	.111	4	5	.800	5	13	18	0.9	16	0	27	1.4	5	2.6	0	0.0	1	2	81
Ben Mills	19	0	12	29	.414	0	0	.000	2	6	.333	11	12	23	1.2	5	0	26	1.4	0	0.0	7	0.0	2	2	92
Javon Coney	26	0	7	14	.500	0	2	.000	3	5	.600	2	9	11	0.4	9	0	17	0.7	2	0.1	3	0.7	2	2	106
Trent Beckley	7	0	1	6	.167	0	0	.000	0	0	.000	0	1	1	0.1	5	0	2	0.3	1	0.1	0	0.0	0	0	18
TEAM												51	55	106								2				
TOTALS	38	38	1058	2237	.473	230	618	.372	679	873	.778	447	920	1367	36.0	697	14	3025	79.6	524	13.8	445	1.2	111	259	7675

### 24-14 (8-8 Big 12) Head Coach: Tad Boyle

Assistants: Jean Pringleau, Mike Rohn, Tom Abatemarco

#	Name	Pos.	Ht.	Wt.	Class	Hometown (High School)
3	Beckley, Trent	F	6-9	240	Sr.	Vail, Colo. (Battle Mountain)
10	Burks, Alec	G	6-6	195	So.	Grandview, Mo. (Grandview)
14	Coney, Javon	G	6-3	210	Sr.	Chicago, Ill. (Latin)
33	Dufault, Austin	F	6-9	225	Jr.	Killdeer, N.D. (Killdeer)
55	Eckloff, Trey	F	6-10	235	Jr.	Englewood, Colo. (Cherry Creek)
15	Harris-Tunks, Shane	C/F	6-11	250	So.	Liverpool, New South Wales, Australia (Australian Institute of Sport)
11	Higgins, Cory	G	6-5	180	Sr.	Danville, Calif. (Monte Vista/ The Pendleton School [Bradenton, Fla.]
24	Knutson, Levi	G	6-4	200	Sr.	Littleton, Colo. (Arapahoe)
32	Mills, Ben	C	7-0	215	Fr.	Hartland, Wis. (Arrowhead)
5	Relphorde, Marcus	G	6-7	220	Sr.	Chicago, Ill. (Homewood-Flossmoor/ American Christian [Alston, Pa.]/St. Louis
21	Roberson, André	G/F	6-7	195	Fr.	San Antonio, Texas (Wagner)
2	Sharpe, Shannon	PG	6-1	200	RS-Fr.	Corona, Calif. (Centennial)
1	Tomlinson, Nate	PG	6-3	190	Jr.	Sydney, Australia (Lee Academy [Maine])

Home: 18-2 Road: 3-9 Neutral: 3-3

### SEASON NOTES

- First-year head coach Tad Boyle led CU to the most wins ever in one season (24).
- The Buffs also won a school-best 18 home games including four attendance marks: most sellouts a season (5); all games (140,284); conference total (78,472); conference average (9,809).
- Buffs advanced to the NIT semifinals in NYC for the first time since 1990-91.
- Highest Big 12 conference finish (1-5th) since 2005-06.
- CU set a number of school records as many as 19 including most games played in a season (38), a school-first over 3,000 points (3,025), rebounds (1,367), FGs made (1,058).
- Cory Higgins tied the all-time school record for career points (2,001).
- Alec Burks was an unanimous Big 12 First Team selection; Cory Higgins was Third Team; Levi Knutson co-Big 12 Sixth Man of the Year Award.
- Burks and Higgins led an offensive attack that ranked 12th nationally in scoring (79.6 ppg) and 5th nationally in free throw percentage (77.8 percent).
- Burks set a CU record for most points in a season with 779, surpassing Cliff Meely's mark that stood for 40 years.
- Six players recorded over 100 made field goals in a season (Burks 251, Higgins 200, Levi Knutson 158, Marcus Relphorde 148, Austin Dufault 104, Andre Roberson 101).
- Roberson also set a CU freshmen record by recording 297 rebounds, and became the first freshman in school history to lead the team in rebounds, steals (51) and blocks (42).
- Defeated NCAA Tournament Teams: Kansas State (three times), Texas and Missouri.



**Tad Boyle**  
2010-pre.

M	D	Year	Opponent	Score	FG	FGA	Pct.	3FG	3FGA	3Pct.	FT	FTA	Pct	OR	DR	TR	PF	Pts	Ast	TO	Blk	Stl	Min.
11	11	2011	FORT LEWIS COLLEGE	W 85-57	31	63	.492	4	9	.444	19	27	.704	15	33	48	23	85	15	17	1	7	200
11	17	2011	^ vs. Wichita State	L 58-67	21	49	.429	5	11	.455	11	19	.579	5	23	28	13	58	13	17	2	9	200
11	18	2011	^ vs. Maryland	L 71-78	26	54	.481	7	19	.368	12	23	.522	11	19	30	23	71	16	8	2	6	200
11	20	2011	^ vs. Western Michigan	W 81-76	26	57	.456	7	21	.333	22	27	.815	13	26	39	22	81	17	11	6	2	200
11	23	2011	at Air Force	W 76-73 (ot)	29	60	.483	10	24	.417	8	14	.571	15	32	47	22	76	15	18	4	1	225
11	28	2011	GEORGIA	W 70-68	22	50	.440	4	14	.286	22	37	.595	11	26	37	14	70	11	7	1	2	200
11	30	2011	at Colorado State	L 64-65	21	57	.368	9	20	.450	13	29	.448	16	28	44	16	64	10	15	3	7	200
12	7	2011	FRESNO STATE	W 71-64	19	37	.514	6	12	.500	27	32	.844	5	30	35	17	71	13	17	1	3	200
12	9	2011	WYOMING	L 54-65	19	49	.388	4	16	.250	12	19	.632	9	20	29	22	54	5	15	2	9	200
12	19	2011	CSU BAKERSFIELD	W 70-64	23	46	.500	2	10	.200	22	26	.846	9	21	30	13	70	12	12	5	7	200
12	22	2011	TEXAS SOUTHERN	W 56-51	18	45	.400	8	21	.381	12	20	.600	12	24	36	14	56	16	20	2	3	200
12	28	2011	NEW ORLEANS	W 92-34	32	58	.552	5	14	.357	23	26	.885	14	39	53	10	92	18	13	6	5	200
12	31	2011	* UTAH	W 73-33	24	50	.480	12	25	.480	13	17	.765	12	32	44	16	73	15	12	6	6	200
1	5	2012	* WASHINGTON	W 87-69	27	55	.491	8	14	.571	25	28	.893	10	26	36	12	87	12	17	4	8	200
1	7	2012	* WASHINGTON STATE	W 71-60	23	49	.469	9	23	.391	16	23	.696	10	25	35	20	71	14	14	4	5	200
1	12	2012	* at California	L 50-57	15	47	.319	5	19	.263	15	23	.652	8	32	40	23	50	10	17	3	1	200
1	14	2012	* at Stanford	L 64-84	24	57	.421	6	17	.353	10	13	.769	10	17	27	21	64	8	14	0	5	200
1	19	2012	* ARIZONA STATE	W 69-54	23	47	.489	3	14	.214	20	25	.800	9	25	34	16	69	11	13	3	6	200
1	21	2012	* ARIZONA	W 64-63	22	54	.407	4	17	.235	16	26	.615	9	26	35	20	64	9	6	5	5	200
1	26	2012	* at USC	W 74-50	25	55	.455	5	17	.294	19	26	.731	12	39	51	12	74	11	12	2	6	200
1	28	2012	* at UCLA	L 60-77	23	50	.460	7	15	.467	7	14	.500	9	18	27	14	60	11	14	2	6	200
2	2	2012	* OREGON STATE	W 82-60	29	56	.518	6	15	.400	18	21	.857	9	34	43	22	82	19	17	3	10	200
2	4	2012	* OREGON	W 72-71	22	47	.468	5	18	.278	23	30	.767	4	28	32	20	72	12	15	7	7	200
2	9	2012	* at Arizona	L 57-71	22	59	.373	4	19	.211	9	14	.643	7	24	31	23	57	15	11	4	4	200
2	11	2012	* at Arizona State	W 63-49	21	46	.457	6	13	.462	15	22	.682	7	26	33	13	63	11	14	5	8	200
2	18	2012	* at Utah	W 55-48	19	53	.358	2	11	.182	15	19	.789	11	35	46	8	55	10	12	3	3	200
2	23	2012	* STANFORD	L 50-74	16	54	.296	4	19	.211	14	30	.467	10	16	26	15	50	6	6	4	9	200
2	26	2012	* CALIFORNIA	W 70-57	27	62	.435	7	20	.350	9	12	.750	13	26	39	14	70	9	5	3	4	200
3	1	2012	* at Oregon	L 81-90	30	55	.545	5	17	.294	16	19	.842	8	17	25	17	81	13	15	6	7	200
3	3	2012	* at Oregon State	L 69-83	27	56	.482	2	8	.250	13	27	.481	13	21	34	23	69	7	14	3	8	200
3	7	2012	** vs. Utah	W 53-41	15	43	.349	1	11	.091	22	29	.759	6	24	30	17	53	6	9	3	10	200
3	8	2012	** vs. Oregon	W 63-62	25	55	.455	5	15	.333	8	14	.571	8	21	29	11	63	10	7	2	5	200
3	9	2012	** vs. California	W 70-59	25	50	.500	5	14	.357	15	18	.833	5	20	25	19	70	11	9	2	10	200
3	10	2012	** vs. Arizona	W 53-51	19	50	.380	5	13	.385	10	16	.625	10	27	37	15	53	6	9	2	6	200
3	15	2012	# vs. UNLV	W 68-64	22	48	.458	7	12	.583	17	27	.630	9	37	46	18	68	12	23	3	4	200
3	17	2012	# vs. Baylor	L 63-80	23	51	.451	5	15	.333	12	18	.667	7	21	28	16	63	13	13	3	6	200

\*-Pac-12 Conference; \*\*-Pac-12 Tournament - Los Angeles, Calif.; ^-Puerto Rico Tip-off; #-NCAA First & Second Rounds - Albuquerque, N.M.

Player	GP	GS	FG	FGA	Pct	3FG	3FGA	Pct	FT	FTA	Pct	OR	DR	TR	RPG	PF	FO	TP	PPG	Ast	APG	TO	A/TO	Blk	Stl	Min
Carlton Brown	36	36	169	378	.447	43	140	.307	73	101	.723	31	105	136	3.8	59	0	454	12.6	73	2.0	70	1.0	10	28	1027
Andre Roberson	36	35	149	292	.510	19	50	.380	102	166	.614	111	290	401	11.1	85	2	419	11.6	42	1.2	65	0.5	67	46	1087
Austin Dufault	36	35	151	311	.486	23	64	.359	73	106	.689	52	107	159	4.4	94	1	398	11.1	33	0.9	46	0.7	9	20	975
Spencer Dinwiddie	36	36	99	246	.402	42	96	.438	120	147	.816	25	106	131	3.6	84	5	360	10.0	64	1.8	50	1.3	9	27	988
Askia Booker	35	1	104	259	.402	29	78	.372	80	105	.762	20	76	96	2.7	61	1	317	9.1	49	1.4	60	0.9	1	26	754
Nate Tomlinson	36	34	60	154	.390	36	105	.343	43	61	.705	5	68	73	2.0	65	0	199	5.5	108	3.0	59	1.8	0	32	1068
Shane Harris-Tunks	36	1	38	80	.475	0	0	.000	22	41	.537	21	59	80	2.2	64	0	98	2.7	19	0.5	44	0.4	10	11	461
Sabatino Chen	35	0	30	57	.526	0	11	.000	10	17	.588	14	21	35	1.0	35	0	70	2.0	15	0.4	16	0.9	4	12	346
Jeremy Adams	31	1	20	64	.313	3	21	.143	27	40	.675	10	33	43	1.4	48	0	70	2.3	8	0.2	25	0.3	1	7	306
Shannon Sharpe	16	0	5	15	.333	1	3	.333	7	19	.368	4	12	16	1.0	8	0	18	1.1	8	0.5	11	0.7	3	1	103
Damienne Cain	7	0	3	4	.750	0	0	.000	2	4	.500	4	5	9	1.3	6	0	7	1.1	0	0.0	8	0.0	2	0	52
Ben Mills	7	0	3	5	.600	0	0	.000	1	3	.333	2	6	8	1.1	2	0	7	1.0	0	0.0	3	0.0	0	0	21
Beau Webb	6	1	2	2	1.000	2	2	1.000	0	0	.000	2	0	2	0.3	1	0	6	1.0	0	0.0	1	0.0	0	0	16
Trey Eckloff	8	0	2	7	.286	1	2	.500	0	0	.000	0	3	3	0.4	2	0	5	0.6	3	0.4	2	1.5	1	0	21
TEAM												50	47	97								8				
TOTALS	36	36	835	1874	.466	199	572	.348	560	810	.691	351	938	1289	35.8	614	9	2429	67.5	422	11.7	468	0.9	117	210	7225

### 24-12 (11-7 Pac-12) Head Coach: Tad Boyle

Assistants: Jean Prioleau, Mike Rohn, Tom Abatemarco

#	Name	Pos.	Ht.	Wt.	Class	Hometown (High School)
31	Adams, Jeremy	G	6-5	215	So.	Madison, Miss. (Central/Navarro JC [Texas])
0	Booker, Askia	PG	6-1	160	Fr.	Los Angeles, Calif. (Price)
30	Brown, Carlton	G	6-5	215	Sr.	Riverside, Calif. (Martin Luther King/Utah)
23	Chen, Sabatino	G	6-4	185	Jr.	Louisville, Colo. (Monarch/Denver)
25	Dinwiddie, Spencer	G	6-5	190	Fr.	Woodland Hills, Calif. (Taft)
33	Dufault, Austin	F	6-9	225	Sr.	Killdeer, N.D. (Killdeer)
55	Eckloff, Trey	F	6-10	230	Sr.	Englewood, Colo. (Cherry Creek)
15	Harris-Tunks, Shane	C/F	6-11	245	RS-So.	Liverpool, New South Wales, Australia (Australian Institute of Sport)
32	Mills, Ben	C	7-0	220	So.	Hartland, Wis. (Arrowhead)
21	Roberson, Andre	F	6-7	210	So.	San Antonio, Texas (Wagner)
2	Sharpe, Shannon	PG	6-1	210	RS-So.	Corona, Calif. (Centennial)
1	Tomlinson, Nate	PG	6-3.5	185	Sr.	Sydney, Australia (Lee Academy [Maine])
5	Webb, Beau	G	6-4.5	190	Fr.	Lone Tree, Colo. (Arapahoe)

Home: 14-2 Road: 4-7 Neutral: 6-3



Carlton Brown

### SEASON NOTES

- NCAA Tournament (second round) for the first time in nine years (2002-03).
- CU seeded No. 6, won the Pac-12 Tournament winning four games in four days.
- Became the first Pac-12 school to win four games in four days, in addition just the 10th team ever among the six major conferences to win four games en route to the title.
- Won 24 games for the second-straight year. The 48 wins over two seasons is the best two-year span in school history.
- Carlton Brown (15.8 ppg., 4.8 rpg.) named Pac-12 Tournament Most Outstanding Player. Brown & Andre Roberson named to All-Tournament team.
- Seeded No. 11 at the NCAA Tournament, CU upset No. 6 UNLV.
- Roberson set the CU single-season rebounding mark (401) breaking 58-year old mark held by Burdette Halderson (1954-55).
- Roberson shattered sophomore season record for most rebounds (401) topping old mark of 337 (Cliff Meely, 1968-69).
- Roberson set defensive rebounding mark (290) breaking Shaun Vandiver (1989-90). Roberson was third nationally in rebounding; fifth in double-doubles (20); No. 54 in blocks.
- Dinwiddie (360 pts.) & Booker (317 pts.) became highest scoring frosh pair in CU history (677 pts.). Only two with 250-plus points. Dinwiddie became the 12th freshman to average 10 or more points in his initial season.
- Austin Dufault set the school record for most games played in a career (136) & career conference games played (66).
- Dufault and Nate Tomlinson set the school mark for most wins over a four-year career (72-64, .529, 2008-12).



## 2012-13

M	D	Year	Opponent	Score	FG	FGA	Pct.	3FG	3FGA	3Pct.	FT	FTA	Pct	OR	DR	TR	PF	Pts	Ast	TO	Blk	Stl	Min.
11	9	2012	WOFFORD	W 74-69	21	47	.447	4	12	.333	28	36	.778	8	30	38	12	74	10	10	6	5	200
11	15	2012	^vs. Dayton	W 67-57	23	51	.451	7	15	.467	14	24	.583	5	33	38	15	67	13	14	7	9	200
11	16	2012	^vs. Baylor	W 60-58	25	56	.446	6	15	.400	4	18	.222	13	28	41	16	60	6	17	3	6	200
11	18	2012	^vs. Murray State	W 81-74	25	47	.532	4	11	.364	27	36	.750	9	26	35	17	81	6	17	1	8	200
11	25	2012	AIR FORCE	W 89-74	30	53	.566	7	13	.538	22	28	.786	14	31	45	14	89	11	15	3	4	200
11	27	2012	TEXAS SOUTHERN	W 85-80 (2ot)	23	59	.390	6	19	.316	33	44	.750	14	32	46	19	85	11	13	8	6	250
12	1	2012	at Wyoming	L 69-76	24	58	.414	9	21	.429	12	15	.800	12	23	35	27	69	11	17	0	4	200
12	5	2012	COLORADO STATE	W 70-61	23	50	.460	6	13	.462	18	31	.581	9	21	30	13	70	8	7	5	7	200
12	8	2012	at Kansas	L 54-90	20	54	.370	2	13	.154	12	21	.571	11	21	32	17	54	8	18	4	7	200
12	12	2012	at Fresno State	W 50-43	18	43	.419	2	4	.500	12	21	.571	11	29	40	14	50	7	18	2	7	200
12	21	2012	NORTHERN ARIZONA	W 98-51	40	60	.667	11	20	.550	7	15	.467	9	36	45	16	98	24	16	4	13	200
12	29	2012	HARTFORD	W 80-52	29	59	.492	4	16	.250	18	23	.783	19	33	52	11	80	15	21	4	10	200
1	3	2013	*at Arizona	L 83-92 (ot)	28	59	.475	10	21	.476	17	29	.586	6	27	33	26	83	14	11	1	5	225
1	6	2013	*at Arizona State	L 56-65	24	68	.353	2	19	.105	6	8	.750	18	22	40	25	56	10	10	1	7	200
1	10	2013	*USC	W 66-60	24	54	.444	4	13	.308	14	26	.538	10	20	30	10	66	10	13	3	15	200
1	12	2013	*UCLA	L 75-78	25	57	.439	5	17	.294	20	27	.741	11	23	34	16	75	8	14	0	5	200
1	16	2013	*at Washington	L 54-64	21	58	.362	1	10	.100	11	14	.786	13	25	38	19	54	6	12	5	2	200
1	19	2013	*at Washington State	W 58-49	19	44	.432	1	9	.111	19	24	.792	7	29	36	11	58	9	11	3	7	200
1	24	2013	*STANFORD	W 75-54	30	57	.526	4	9	.444	11	22	.500	11	37	48	19	75	12	12	5	8	200
1	27	2013	*CALIFORNIA	W 81-71	28	47	.596	7	15	.467	18	22	.818	5	30	35	14	81	13	20	1	4	200
2	2	2013	*at Utah	L 55-58	20	50	.400	5	17	.294	10	18	.556	12	22	34	15	55	6	14	4	7	200
2	7	2013	*at Oregon	W 48-47	19	52	.365	4	12	.333	6	10	.600	14	18	32	7	48	9	12	2	6	200
2	10	2013	*at Oregon State	W 72-68	24	58	.414	6	19	.316	18	24	.750	12	18	30	14	72	12	9	5	10	200
2	14	2013	*ARIZONA	W 71-58	25	50	.500	9	17	.529	12	18	.667	9	22	31	13	71	12	11	2	9	200
2	16	2013	*ARIZONA STATE	L 62-63 (ot)	20	57	.351	6	20	.300	16	18	.889	19	22	41	19	62	11	15	2	7	225
2	21	2013	*UTAH	W 60-50	21	49	.429	6	24	.250	12	20	.600	11	24	35	8	60	6	14	5	12	200
2	27	2013	*at Stanford	W 65-63	24	56	.429	4	18	.222	13	17	.765	11	23	34	15	65	5	9	2	5	200
3	2	2013	*at California	L 46-62	15	65	.231	6	21	.286	10	15	.667	20	16	36	13	46	6	6	1	4	200
3	7	2013	*OREGON	W 76-53	25	52	.481	7	16	.438	19	24	.792	5	33	38	19	76	11	13	1	6	200
3	9	2013	*OREGON STATE	L 58-64	21	60	.350	6	21	.286	10	11	.909	12	20	32	16	58	13	11	5	9	200
3	13	2013	**vs. Oregon State	W 74-68	22	56	.393	7	16	.438	23	32	.719	17	26	43	17	74	12	11	2	7	200
3	14	2013	**vs. Arizona	L 69-79	22	51	.431	5	12	.417	20	28	.714	13	20	33	18	69	6	13	3	4	200
3	22	2013	#vs. Illinois	L 49-57	17	51	.333	5	19	.263	10	13	.769	8	28	36	20	49	7	15	5	5	200

\*Pac-12 Conference; \*\*Pac-12 Tournament - Las Vegas, Nev.; ^-DIRECTV Charleston Classic (S.C.); #-NCAA First Round - Austin, Texas

Player	GP	GS	FG	FGA	Pct	3FG	3FGA	Pct	FT	FTA	Pct	OR	DR	TR	RPG	PF	FO	TP	PPG	Ast	APG	TO	A/TO	Blk	Stl	Min
Spencer Dinwiddie	33	33	130	313	.415	47	139	.338	198	240	.825	9	96	105	3.2	65	0	505	15.3	99	3.0	73	1.4	16	44	1073
Askia Booker	33	33	152	418	.364	49	157	.312	57	81	.704	17	99	116	3.5	64	2	410	12.4	71	2.2	69	1.0	0	40	1050
Andre Roberson	31	30	132	275	.480	19	58	.328	54	98	.551	92	255	347	11.2	78	5	337	10.9	44	1.4	74	0.6	41	67	1036
Josh Scott	31	30	124	255	.486	1	1	1.000	68	91	.747	87	91	178	5.7	68	2	317	10.2	19	0.6	36	0.5	24	14	873
Xavier Johnson	33	18	105	204	.515	25	57	.439	60	107	.561	56	103	159	4.8	96	4	295	8.9	12	0.4	58	0.2	15	9	792
Sabatino Chen	33	20	54	131	.412	14	47	.298	24	38	.632	25	48	73	2.2	46	1	146	4.4	43	1.3	37	1.2	3	28	771
Jeremy Adams	30	0	25	64	.391	10	19	.526	19	33	.576	16	26	42	1.4	29	0	79	2.6	6	0.2	18	0.3	1	8	329
Xavier Talton	32	0	19	39	.487	6	12	.500	4	9	.444	3	19	22	0.7	17	0	48	1.5	15	0.5	16	0.9	0	7	234
Shane Harris-Tunks	32	1	16	44	.364	0	1	.000	11	24	.458	18	32	50	1.6	37	0	43	1.3	4	0.1	23	0.2	3	5	279
Eli Stalzer	25	0	12	31	.387	6	21	.286	6	9	.667	3	18	21	0.8	25	1	36	1.4	12	0.1	21	0.2	2	6	228
Ben Mills	7	0	3	5	.600	0	0	.000	1	2	.500	1	11	12	1.7	0	0	7	1.0	1	0.5	2	0.6	0	1	23
Beau Gamble	5	0	3	9	.333	1	5	.200	0	0	.000	0	3	3	0.6	0	0	7	1.4	2	0.4	0	0.0	0	1	12
TEAM																										
TOTALS	33	33	775	1788	.433	178	517	.344	502	732	.686	378	848	1226	37.2	525	15	2230	67.6	328	9.9	439	0.8	105	230	6700

### 21-12 (10-8 Pac-12) Head Coach: Tad Boyle

Assistants: Jean Prioleau, Mike Rohn, Rodney Billups

#	Name	Pos.	Ht.	Wt.	Class	Hometown (High School)
31	Adams, Jeremy	G	6-5	215	Jr.	Madison, Miss. (Central/Navarro JC [Texas])
0	Booker, Askia	PG	6-1	160	So.	Los Angeles, Calif. (Price)
23	Chen, Sabatino	G	6-4	185	Sr.	Louisville, Colo. (Monarch/Denver)
25	Dinwiddie, Spencer	G	6-5	190	So.	Woodland Hills, Calif. (Taft)
14	Gamble, Beau	G	6-0	180	Jr.	Boulder, Colo. (Fairview/Santa Clara)
15	Harris-Tunks, Shane	C/F	6-11	245	RS-Jr.	Liverpool, New South Wales, Australia (Australian Institute of Sport)
2	Johnson, Xavier	F	6-6	220	Fr.	Los Angeles, Calif. (Mater Dei)
32	Mills, Ben	C	7-0	220	Jr.	Hartland, Wis. (Arrowhead)
21	Roberson, André	F	6-7	210	Jr.	San Antonio, Texas (Wagner)
40	Scott, Josh	F	6-10	215	Fr.	Monument, Colo. (Lewis-Palmer)
5	Stalzer, Eli	G	6-3	185	Fr.	Brea, Calif. (Mater Dei)
3	Talton, Xavier	G	6-1	180	Fr.	Sterling, Colo. (Sterling)



Andre Roberson

### SEASON NOTES

- Tad Boyle leads CU to back-to-back NCAA Tournaments for the first time in 50 years (1961-62 & '62-63).
- Colorado reaches 20 wins and qualifies for postseason play for the third-straight season, both program bests.
- No. 19 AP/USA Today Coaches' Poll (Nov. 26); AP No. 23 ranked (Nov. 19).
- 21 wins is the fifth time a CU team has won that many games in a season.
- Charleston Classic Champions (first in-season tourney title since 2002-03, Pepsi Classic).
- Andre Roberson named Pac-12 Defensive Player of the Year. Roberson and Spencer Dinwiddie named to the All-Pac-12 First Team. Josh Scott named to Pac-12 All-Freshman Team.
- Josh Scott became the 13th freshman to average 10+ points in his rookie year.
- Seven home sellouts (school record) • 12 of 15 home games exceeded 10,000 fans (school record) • Season total (155,884); Season average (10,392); Conference total (94,371); Conference average (10,486) — all school records
- 16 sellouts in three years with 13 wins.
- Roberson (11.2) finished second nationally in rebounding.

Home: 12-3 Road: 5-7 Neutral: 4-2

# COLORADO BUFFALOES

## 2013-14

M	D	Year	Opponent	Score	FG	FGA	Pct.	3FG	3FGA	3Pct.	FT	FTA	Pct	OR	DR	TR	PF	Pts	Ast	TO	Blk	Stl	Min.
11	8	2013	^vs. Baylor	L 60-72	22	66	.333	2	19	.105	14	22	.636	18	21	39	21	60	10	6	3	7	200
11	10	2013	UT MARTIN	W 91-65	29	49	.592	5	14	.357	28	34	.824	9	37	46	18	91	19	18	3	8	200
11	13	2013	WYOMING	W 63-58	18	45	.400	3	12	.250	24	34	.706	12	23	35	19	63	4	14	1	5	200
11	16	2013	JACKSON STATE	W 94-70	28	45	.622	9	17	.529	29	43	.674	5	31	36	18	94	23	14	3	9	200
11	18	2013	ARKANSAS STATE	W 93-70	30	64	.469	9	23	.391	24	30	.800	12	30	42	16	93	16	9	5	6	200
11	21	2013	UC SANTA BARBARA	W 76-68	22	50	.440	4	18	.222	28	36	.778	10	24	34	12	76	12	13	1	12	200
11	24	2013	HARVARD	W 70-62	24	53	.453	8	19	.421	14	19	.737	13	33	46	11	70	12	15	6	2	200
11	30	2013	at Air Force	W 81-57	27	58	.466	9	24	.375	18	24	.750	14	28	42	21	81	20	14	3	5	200
12	3	2013	at Colorado State	W 67-62	23	57	.404	3	19	.158	18	24	.750	12	26	38	21	67	9	14	5	11	200
12	7	2013	KANSAS	W 75-72	23	56	.411	7	22	.318	22	37	.595	15	17	32	16	75	13	8	1	7	200
12	13	2013	ELON	W 80-63	24	49	.490	5	13	.385	27	46	.587	14	40	54	18	80	13	16	3	6	200
12	21	2013	^^vs. Oklahoma State	L 73-78	26	64	.406	6	22	.273	15	20	.750	18	23	41	26	73	7	14	1	8	225
12	28	2013	GEORGIA	W 84-70	25	49	.510	8	20	.400	26	26	1.000	12	22	34	16	84	11	14	3	6	200
1	2	2014	*OREGON STATE	W 64-58	21	55	.382	5	20	.250	17	27	.630	13	21	34	15	64	10	7	6	9	200
1	5	2014	*OREGON	W 100-91	31	55	.564	5	12	.417	33	39	.846	12	27	39	19	100	14	16	6	3	200
1	8	2014	*at Washington State	W 71-70 (ot)	21	51	.412	3	13	.231	26	38	.684	7	27	34	13	71	8	6	3	5	225
1	12	2014	*at Washington	L 54-71	19	55	.345	1	12	.083	15	20	.750	18	20	38	15	54	6	20	6	3	200
1	16	2014	*UCLA	L 56-69	20	50	.400	5	17	.294	11	19	.579	7	30	37	17	56	11	17	5	5	200
1	18	2014	*USC	W 83-62	29	57	.509	6	16	.375	19	22	.864	11	32	43	15	83	15	12	10	8	200
1	23	2014	*at Arizona	L 57-69	20	52	.385	4	11	.364	13	14	.929	10	22	32	15	57	6	16	2	2	200
1	25	2014	*at Arizona State	L 51-72	20	47	.426	2	11	.182	9	24	.375	11	20	31	20	51	10	19	4	12	200
2	1	2014	*UTAH	W 79-75 (ot)	25	56	.446	6	18	.333	23	30	.767	17	25	42	13	79	13	15	5	6	225
2	5	2014	*WASHINGTON STATE	W 68-63	22	50	.440	6	18	.333	18	27	.667	10	22	32	13	68	9	12	5	8	200
2	9	2014	*WASHINGTON	W 91-65	31	56	.554	9	14	.643	20	28	.714	9	35	44	16	91	18	11	3	4	200
2	13	2014	*at UCLA	L 74-92	28	61	.459	7	23	.304	11	15	.733	8	19	27	13	74	17	12	2	7	200
2	16	2014	*at USC	W 83-74	28	56	.500	8	17	.471	19	27	.704	6	28	34	24	83	18	17	4	7	200
2	19	2014	*ARIZONA STATE	W 61-52	20	54	.370	1	9	.111	20	26	.769	15	33	48	17	61	11	14	5	5	200
2	22	2014	*ARIZONA	L 61-88	17	52	.327	2	10	.200	25	33	.758	10	20	30	13	61	6	9	1	3	200
3	1	2014	*at Utah	L 64-75	21	53	.396	7	18	.389	15	18	.833	9	18	27	20	64	13	16	1	8	200
3	5	2014	*at Stanford	W 59-56	19	49	.388	4	17	.235	17	25	.680	13	26	39	18	59	7	14	1	5	200
3	8	2014	*at California	L 65-66 (ot)	25	62	.403	6	18	.333	9	14	.643	14	31	45	15	65	8	12	3	2	225
3	12	2014	**vs. USC	W 59-56	24	52	.462	2	9	.222	9	16	.563	10	28	38	13	59	8	13	1	3	200
3	13	2014	**vs. California	W 59-56	22	50	.440	6	20	.300	9	14	.643	10	28	38	12	59	10	13	3	4	200
3	14	2014	**vs. Arizona	L 43-63	15	51	.294	4	8	.500	9	14	.643	10	15	25	15	43	5	9	1	3	200
3	20	2014	#vs. Pittsburgh	L 48-77	15	42	.357	4	16	.250	14	18	.778	7	22	29	12	48	5	17	0	2	200

\*Pac-12 Conference; \*\*Pac-12 Tournament - Las Vegas, Nev.; ^-Dallas, Texas; ^^Las Vegas, Nev.; #NCAA First Round - Orlando, Fla.

Player	GP	GS	FG	FGA	Pct	3FG	3FGA	Pct	FT	FTA	Pct	OR	DR	TR	RPG	PF	FO	TP	PPG	Ast	APG	TO	A/TO	Blk	Stl	Min
Josh Scott	35	34	159	311	.511	0	2	.000	175	216	.810	102	193	295	8.4	63	0	493	14.1	22	0.6	51	0.4	40	28	1107
Askia Booker	35	35	166	427	.389	37	136	.272	112	137	.818	20	111	131	3.7	62	0	481	13.7	116	3.3	88	1.3	2	45	1068
Xavier Johnson	33	33	136	293	.464	37	102	.363	87	142	.613	57	137	194	5.9	67	3	396	12.0	27	0.8	58	0.5	10	25	994
Spencer Dinwiddie	17	17	61	131	.466	26	63	.413	102	119	.857	8	44	52	3.1	32	0	250	14.7	64	3.8	30	2.1	4	26	529
Wesley Gordon	31	27	67	141	.475	4	11	.364	44	73	.603	76	110	186	6.0	55	0	182	5.9	29	0.9	49	0.6	41	13	779
Xavier Talton	35	13	58	143	.406	28	75	.373	26	39	.667	11	65	76	2.2	63	1	170	4.9	55	1.6	47	1.2	6	20	724
Jaron Hopkins	35	9	60	157	.382	22	71	.310	26	52	.500	23	64	87	2.5	77	2	168	4.8	36	1.0	38	0.9	3	27	638
Dustin Thomas	35	6	46	111	.414	6	33	.182	29	53	.547	33	53	86	2.5	83	1	127	3.6	19	0.5	49	0.4	3	7	527
Tre'Shaun Fletcher	20	0	20	50	.400	5	27	.185	13	19	.684	12	19	31	1.6	28	0	58	2.9	5	0.3	9	0.5	4	4	193
Eli Stalzer	27	0	13	32	.406	5	15	.333	11	18	.611	6	16	22	0.8	18	0	42	1.6	8	0.3	11	0.7	0	7	226
George King	27	0	11	23	.478	4	20	.200	15	23	.652	5	36	41	1.5	14	0	41	1.5	5	0.2	12	0.4	1	4	148
Ben Mills	25	1	3	7	.429	1	1	1.000	8	10	.800	8	13	21	0.8	10	0	31	1.2	4	0.2	5	0.8	1	1	99
Beau Gamble	9	0	2	4	.500	3	7	.429	0	2	.000	0	5	5	0.6	1	0	9	1.0	6	0.7	3	2.0	0	0	16
Brett Brady	4	0	1	2	.500	2	4	.500	0	0	.000	1	0	1	0.3	1	0	6	1.5	1	0.3	1	1.0	0	0	10
Kevin Nelson	9	0	1	2	.500	1	2	.500	0	0	.000	0	4	4	0.4	2	0	3	0.3	0	0.0	0	0.0	0	0	17
TEAM												39	34	73								15				
TOTALS	35		814	1871	.435	181	569	.318	648	903	.718	401	904	1305	37.3	576	7	2457	70.2	397	11.3	466	0.9	115	207	7075

### 23-12 (10-8 Pac-12) Head Coach: Tad Boyle

Assistants: Jean Prioleau, Mike Rohn, Rodney Billups

#	Name	Pos.	Ht.	Wt.	Class	Hometown (High School)
0	Booker, Askia	PG	6-2	170	Jr.	Los Angeles, Calif. (Price)
1	Gordon, Wesley	F	6-9	225	RS-Fr.	Colorado Springs, Colo. (Sierra)
2	Johnson, Xavier	F	6-7	220	So.	Los Angeles, Calif. (Mater Dei)
3	Talton, Xavier	G	6-2	180	So.	Sterling, Colo. (Sterling)
5	Stalzer, Eli	G	6-3	190	So.	Brea, Calif. (Mater Dei)
10	Fletcher, Tre'Shaun	F	6-7	200	Fr.	Tacoma, Wash. (Lincoln)
12	Nelson, Kevin	G	6-2	185	Jr-RS	Albuquerque, N.M. (Albuquerque Academy/ Missouri State Univ.-West Plains)
13	Thomas, Dustin	F	6-7	220	Fr.	Texarkana, Texas (Pleasant Grove)
14	Gamble, Beau	G	6-0	180	Sr.	Boulder, Colo. (Fairview/Santa Clara)
15	Brady, Brett	G	6-1	160	So.	Highlands Ranch, Colo. (Highlands Ranch)
23	Hopkins, Jaron	G	6-5	190	Fr.	Mesa, Ariz. (Dobson)
24	King, George	G	6-5½	208	Fr.	San Antonio, Texas (Brennan)
25	Dinwiddie, Spencer	G	6-6	190	Jr.	Woodland Hills, Calif. (Taft)
32	Mills, Ben	C	7-0	230	Sr.	Hartland, Wis. (Arrowhead)
40	Scott, Josh	F	6-10	245	So.	Monument, Colo. (Lewis-Palmer)
Home: 16-2 Road: 5-6 Neutral: 2-4						



Josh Scott

### SEASON NOTES

- CU won 23 games, the third most victories in school history.
- Seeded eighth in the South Region, CU's highest NCAA Tournament seed since the 1997 NCAA Tournament.
- CU was ranked for six-straight weeks (Dec. 9-Jan. 20); highest No. 15.
- Josh Scott was named All-Pac-12 First Team; Askia Booker All-Pac-12 honorable mention; Wesley Gordon honorable mention All-Freshman team.
- CU earned a school record third straight NCAA Tournament berth.
- Scott was No. 27 nationally in double-doubles (13); No. 33 in total rebounds (295); No. 60 in rebounding (8.4 rpg.).
- Buffs won 10-straight games, tying for the fourth longest in history.
- Wesley Gordon finished with 41 blocks, the second-most by a freshman.
- CU won 21 regular season games for the second time (1996-97).
- Askia Booker handed out 12 assists at UCLA (Feb. 13), the most by a CU player since March 13, 2008.



# COLORADO BUFFALOES

## 2014-15

M	D	Year	Opponent	Score	FG	FGA	Pct.	3FG	3FGA	3Pct.	FT	FTA	Pct	OR	DR	TR	PF	Pts	Asst	TO	Blk	Stl	Min.
11	14	2014	DREXEL	W 65-48	22	52	.423	4	13	.308	17	24	.708	8	35	43	16	65	10	14	3	6	200
11	17	2014	AUBURN	W 90-59	31	53	.585	5	14	.357	23	29	.793	9	37	46	20	90	15	12	6	6	200
11	22	2014	at Wyoming	L 33-56	12	43	.279	4	15	.267	5	8	.625	6	22	28	13	33	6	12	0	3	200
11	25	2014	AIR FORCE	W 68-53	21	48	.428	7	16	.438	19	24	.792	11	30	41	22	68	13	15	7	7	200
11	30	2014	LIPSCOMB	W 84-75	27	49	.551	6	16	.375	24	34	.706	11	30	41	14	84	20	13	9	4	200
12	3	2014	SAN FRANCISCO	W 72-55	27	53	.509	9	18	.500	9	14	.643	9	15	24	9	72	15	8	4	5	200
12	7	2014	at Georgia	L 57-64	21	59	.356	2	17	.118	13	18	.722	17	20	37	19	57	6	13	6	9	200
12	10	2014	COLORADO STATE	L 60-62	21	52	.404	5	9	.556	13	20	.650	13	27	40	22	60	6	14	3	3	200
12	13	2014	NORTHERN COLORADO	W 93-68	31	49	.633	12	18	.667	19	23	.826	10	25	35	17	93	21	11	6	6	200
12	22	2014	^vs. DePaul	W 82-68	24	53	.453	3	13	.231	31	38	.816	8	28	36	14	82	12	12	3	10	200
12	23	2014	^vs. George Washington	L 50-53	19	52	.365	1	12	.083	11	17	.647	14	18	32	18	50	5	14	1	5	200
12	25	2014	^at Hawai'i	L 66-69	20	48	.417	5	17	.294	21	30	.700	13	28	41	14	66	10	16	5	3	200
1	2	2015	*UCLA	W 62-56	18	48	.375	5	10	.500	21	25	.840	6	35	41	14	62	12	18	8	9	200
1	4	2015	*USC	W 86-65	32	58	.552	7	15	.467	15	19	.789	9	24	33	16	86	22	10	4	10	200
1	7	2015	*at Utah	L 49-74	17	43	.395	3	7	.429	12	21	.571	6	24	33	20	49	5	18	7	4	200
1	15	2015	*at Arizona	L 54-68	21	49	.429	7	18	.389	5	10	.500	4	22	26	20	54	8	10	1	4	200
1	17	2015	*at Arizona State	L 72-78	26	56	.464	10	21	.476	10	17	.588	9	24	33	23	72	16	13	2	6	200
1	22	2015	*WASHINGTON	L 50-52	19	60	.317	5	19	.263	7	8	.875	17	23	40	14	50	8	12	1	7	200
1	24	2015	*WASHINGTON STATE	W 90-58	34	62	.548	11	22	.500	11	15	.733	11	33	44	17	90	25	11	5	7	200
1	29	2015	*at USC	W 98-94 (3ot)	30	65	.462	8	22	.364	30	42	.714	15	28	43	32	98	8	20	2	8	275
1	31	2015	*at UCLA	L 59-72	20	55	.364	7	21	.333	12	16	.750	15	18	33	17	59	8	15	2	3	200
2	7	2015	*UTAH	L 51-79	14	47	.298	1	9	.111	22	36	.611	8	20	28	18	51	5	9	3	6	200
2	12	2015	*CALIFORNIA	L 61-68	22	60	.367	3	10	.300	14	21	.667	16	27	43	17	61	13	12	10	4	200
2	15	2015	*STANFORD	W 64-58	21	64	.328	5	18	.278	17	24	.708	18	30	48	13	64	9	8	3	7	200
2	18	2015	*at Oregon	L 60-73	22	62	.355	2	18	.111	14	23	.609	20	25	45	21	60	6	16	1	5	200
2	21	2015	*at Oregon State	L 58-72	18	52	.346	7	22	.318	15	22	.682	15	23	38	22	58	15	22	1	8	200
2	26	2015	*ARIZONA	L 54-82	20	52	.385	2	9	.222	12	21	.571	8	17	25	16	54	6	12	8	4	200
3	1	2015	*ARIZONA STATE	W 87-81	29	49	.592	4	7	.571	25	33	.758	7	24	31	29	87	14	11	5	6	200
3	5	2015	*at Washington	W 64-47	25	56	.446	4	19	.211	10	15	.667	11	29	40	11	64	14	8	4	6	200
3	7	2015	*at Washington State	L 91-96 (ot)	36	70	.514	2	13	.154	17	22	.773	15	25	40	22	91	8	14	4	7	225
3	11	2015	**vs. Oregon State	W 78-71	24	48	.500	6	16	.375	24	26	.923	11	28	39	19	78	11	18	3	3	200
3	12	2015	**vs. Oregon	L 85-93	31	66	.470	7	23	.304	16	23	.696	14	24	38	24	85	15	13	1	5	200
3	18	2015	%GARDNER-WEBB	W 87-78	38	72	.528	3	13	.231	8	12	.667	19	24	43	15	87	20	12	2	5	200
3	23	2015	%at Seattle	L 65-72	19	56	.339	7	25	.280	20	30	.667	17	27	44	16	65	13	14	3	5	200

\*Pac-12 Conference; \*\*Pac-12 Tournament - Las Vegas, Nev.; ^Diamond Head Classic (Oahu, Hawai'i); %-College Basketball Invitational (CBI)

Player	GP	GS	FG	FGA	Pct	3FG	3FGA	Pct	FT	FTA	Pct	OR	DR	TR	RPG	PF	FO	TP	PPG	Asst	APG	TO	A/TO	Blk	Stl	Min
Askia Booker	31	28	173	447	.387	55	167	.329	131	157	.834	15	88	103	3.3	56	1	532	17.2	99	3.2	70	1.4	2	44	936
Josh Scott	26	25	130	239	.544	1	4	.25	115	153	.752	89	130	219	8.4	45	0	376	14.5	29	1.1	24	1.2	46	18	802
Xavier Johnson	29	15	105	236	.445	29	79	.367	60	93	.645	46	116	162	5.6	62	1	299	10.3	19	0.7	52	0.4	9	17	706
Wesley Gordon	34	31	83	151	.55	4	14	.286	56	84	.667	87	146	233	6.9	67	3	226	6.6	40	1.2	40	1.1	47	13	893
Jaron Hopkins	32	17	73	153	.477	13	39	.333	28	52	.538	22	85	107	3.3	66	1	187	5.8	42	1.3	55	0.8	4	32	670
Tre'Shaun Fletcher	34	17	65	143	.455	22	48	.458	30	42	.714	28	58	86	2.5	46	0	182	5.4	34	1.1	42	0.8	3	11	622
Dominique Collier	30	10	48	139	.345	18	67	.269	28	46	.609	9	41	50	1.7	72	1	142	4.7	44	1.5	38	1.2	5	18	579
Dustin Thomas	32	11	49	110	.445	6	19	.316	36	53	.679	26	53	79	2.5	81	3	140	4.4	29	0.9	34	0.9	8	12	535
Xavier Talton	34	15	45	149	.302	25	79	.316	30	41	.732	4	54	58	1.7	68	4	145	4.3	54	1.6	48	1.1	3	20	764
Tory Miller	30	1	31	66	.47	0	0	0	27	36	.75	20	45	65	2.2	41	1	89	3.1	4	0.1	25	0.2	5	4	258
Eli Stalzer	19	0	10	27	.37	6	18	.333	1	3	.333	2	9	11	0.6	6	0	27	1.4	5	0.3	6	0.8	1	5	113
Josh Repine	4	0	0	0	0	0	0	0	0	0	0	0	0	0	0	1	0	0	0	0	0	0	0	0	4	
Geoff Bates	3	0	0	0	0	0	0	0	0	0	0	0	0	0	0	1	0	0	0	0	0	0	0	0	3	
Brett Brady	6	0	0	1	0	0	1	0	0	0	0	0	0	0	0	2	0	0	0	1	0.2	0	0	0	0	15
TEAM												52	44	96								15				
TOTALS	34		812	1861	.436	179	535	.335	542	760	.713	400	869	1269	37.3	614	15	2345	69	400	11.8	450	0.9	133	194	6900

### 16-18 (7-11 Pac-12) Head Coach: Tad Boyle

Assistants: Jean Prioleau, Mike Rohn, Rodney Billups

#	Name	Pos.	Ht.	Wt.	Class	Hometown (High School)
0	Booker, Askia	G	6-2	175	Sr.	Los Angeles, Calif. (Price)
1	Gordon, Wesley	F	6-9	240	So.	Colorado Springs, Colo. (Sierra)
2	Johnson, Xavier	G/F6-7	230	Jr.	Los Angeles, Calif. (Mater Dei)	
3	Talton, Xavier	G	6-2	185	Jr.	Sterling, Colo. (Sterling)
5	Stalzer, Eli	G	6-4	195	Jr.	Brea, Calif. (Mater Dei)
10	Fletcher, Tre'Shaun	G/F6-7	210	So.	Tacoma, Wash. (Lincoln)	
12	Nelson, Kevin	G	6-2	190	Sr.	Albuquerque, N.M. (Albuquerque Academy)
13	Thomas, Dustin	G/F6-7	225	So.	Texarkana, Texas (Pleasant Grove)	
14	Miller, Tory	F	6-9	255	Fr.	Kansas City, Kan. (New Hampton Prep [N.H.])
15	Collier, Dominique	G	6-2	170	Fr.	Denver, Colo. (Denver East)
22	Brady, Brett	G	6-1	160	Jr.	Highlands Ranch, Colo. (Highlands Ranch)
23	Hopkins, Jaron	G	6-6	200	So.	Mesa, Ariz. (Dobson)
24	King, George	G	6-6	220	So.	San Antonio, Texas (Brennan)
33	Repine, Josh	G	6-3	180	Fr.	Englewood, Colo. (Kent Denver/New Hampton Prep [N.H.])
35	Bates, Geoff	G	6-3	200	Sr.	Plano, Texas (Plano West)
40	Scott, Josh	F	6-10	245	Jr.	Monument, Colo. (Lewis-Palmer)
44	Fortune, Josh	G	6-5	205	Jr.	Hampton, Va. (Kecoughtan/Providence)
Home: 12-5 Road: 2-11 Neutral: 2-2						



Askia Booker

### SEASON NOTES

- Advanced to fifth consecutive postseason tournament (CBI).
- Askia Booker named All-Pac-12 Second Team.
- Defeated NCAA Sweet 16 opponent UCLA; NIT Champion Stanford.
- Booker scored 43 points in three overtimes at USC, tying for third-most in D-I.
- Booker's 83 career wins as a four-year letterwinner, second all-time.
- Booker first CU player to lead team in points, assists, steals since Chauncey Billups.
- Josh Scott became 33rd player at CU to reach 1,000-point plateau.
- Scott & Wesley Gordon first CU teammates back-to-back 40+ blocks in consecutive seasons.
- CU had 15 different starting lineups in 2014-15

# COLORADO BUFFALOES

## 2015-16

M	D	Year	Opponent	Score	FG	FGA	Pct.	3FG	3FGA	3Pct.	FT	FTA	Pct	OR	DR	TR	PF	Pts	Asst	TO	Blk	Stl	Min.
N	13	2015	#vs. Iowa State	L 62-68	23	63	.365	9	23	.391	7	11	.636	6	32	38	21	62	14	18	3	7	200
N	17	2015	at Auburn	W 91-84	31	54	.574	8	15	.533	21	26	.808	9	29	38	23	91	13	17	5	2	200
N	20	2015	PORTLAND	W 85-63	29	61	.475	7	19	.368	20	29	.690	17	31	48	15	85	19	18	10	10	200
N	22	2015	OMAHA	W 87-82	24	62	.387	5	18	.278	34	46	.739	18	34	52	18	87	9	12	7	5	200
N	25	2015	AIR FORCE	W 81-70	25	48	.521	13	25	.520	18	23	.783	8	30	38	17	81	15	17	4	4	200
N	29	2015	NORTHERN COLORADO	W 82-52	26	54	.481	10	23	.435	20	30	.667	13	35	48	13	85	17	18	8	3	200
D	2	2015	FORT LEWIS	W 95-71	37	68	.544	9	18	.500	12	15	.800	18	28	46	17	95	23	11	4	6	200
D	6	2015	at Colorado State	W 88-77	31	66	.470	8	22	.364	18	21	.857	14	28	42	19	88	18	7	3	4	200
D	12	2015	BYU	W 92-83	31	68	.456	10	24	.417	20	23	.870	12	37	49	18	92	18	13	3	7	200
D	18	2015	^NICHOLLS STATE	W 85-68	30	60	.500	9	27	.333	16	26	.615	14	31	45	18	85	19	14	10	7	200
D	19	2015	^HAMPTON	W 95-53	31	65	.477	9	24	.375	24	32	.750	11	41	52	15	95	24	6	7	3	200
D	22	2015	^vs. Penn State	W 71-70	18	48	.375	7	16	.438	28	39	.718	11	29	40	13	71	12	11	7	3	200
D	23	2015	^vs. SMU	L 66-70	23	58	.397	12	27	.444	8	17	.471	14	24	38	17	66	13	16	1	4	200
J	1	2016	*at California	L 65-79	21	66	.318	3	11	.273	20	25	.800	17	21	38	23	65	6	8	3	6	200
J	3	2016	*at Stanford	W 56-55	21	51	.412	6	23	.261	8	13	.615	11	32	43	20	56	14	18	4	3	200
J	8	2016	*UTAH	L 54-56	23	60	.383	5	16	.313	3	4	.750	12	25	37	11	54	12	12	5	5	200
J	13	2016	*OREGON STATE	W 71-54	22	52	.423	6	16	.375	21	27	.778	13	35	48	19	71	12	18	10	4	200
J	17	2016	*OREGON	W 91-87	29	58	.500	8	14	.571	25	32	.781	14	25	39	17	91	17	14	5	6	200
J	20	2016	*at Washington	L 83-95	28	67	.418	9	23	.391	18	26	.692	16	18	34	23	83	12	16	6	4	200
J	23	2016	*at Washington State	W 75-70	24	61	.393	5	15	.333	22	26	.846	12	25	37	22	75	12	6	2	4	200
J	27	2016	*STANFORD	W 91-75	27	55	.491	13	19	.684	24	31	.774	13	33	46	19	91	21	15	5	2	200
J	31	2016	*CALIFORNIA	W 70-62	22	58	.379	5	9	.556	21	30	.700	12	29	41	20	70	8	9	4	6	200
F	4	2016	*at Oregon	L 56-76	22	65	.338	6	20	.300	6	14	.429	15	27	42	18	56	12	14	4	3	200
F	6	2016	*at Oregon State	L 56-60	20	53	.377	5	17	.294	11	17	.647	18	29	47	20	56	8	24	6	7	200
F	11	2016	*WASHINGTON STATE	W 88-81 2ot	26	60	.433	5	17	.294	31	40	.775	10	26	36	18	88	9	8	4	9	250
F	13	2016	*WASHINGTON	W 81-80	28	69	.406	5	17	.294	20	25	.800	20	35	55	20	81	10	22	6	8	200
F	17	2016	*at USC	L 72-79	25	54	.463	7	18	.389	15	20	.750	12	25	37	24	72	9	20	4	3	200
F	20	2016	*at UCLA	L 53-77	19	61	.311	9	25	.360	6	12	.500	11	26	37	12	53	16	11	2	6	200
F	24	2016	*ARIZONA	W 75-72	27	65	.415	5	15	.333	16	20	.800	14	24	38	17	75	11	9	4	5	200
F	28	2016	*ARIZONA STATE	W 79-69	25	48	.521	11	21	.524	18	27	.667	9	26	35	17	79	18	8	2	5	200
M	5	2016	*at Utah	L 55-57	18	59	.305	6	16	.375	13	16	.813	8	34	42	22	55	4	10	10	7	200
M	9	2016	Ivs. Washington State	W 80-56	30	66	.455	10	25	.400	10	11	.909	10	33	43	17	80	17	10	2	7	200
M	10	2016	Ivs. Arizona	L 78-82	26	76	.342	5	19	.263	21	25	.840	25	26	51	33	78	12	12	5	7	200
M	17	2016	Svs. UConn	L 67-74	23	51	.451	2	10	.200	19	30	.633	9	24	33	22	67	8	12	3	5	200

\*Pac-12; #in Sioux Falls, S.D.; ^Las Vegas Classic (Neutral Site Games, Orleans Arena, Las Vegas, Nev.); I-Pac-12 Tournament (MGM Grand Arena, Las Vegas); S-NCAA Tournament (Wells Fargo Arena, Des Moines, Iowa)

Player	GP	GS	Min	Avg	FG	FGA	Pct	3FG	FGA	Pct	FT	FTA	Pct	Off	Def	Tot	Avg	PF	FO	A	TO	Blk	Stl	Pts	Avg
Scott, Josh	32	31	979	30.6	187	352	.531	3	9	.333	146	195	.749	87	195	282	8.8	56	0	58	40	52	20	523	16.3
King, George	34	27	862	25.4	152	341	.446	68	149	.456	89	119	.748	55	104	159	4.7	60	0	23	63	8	13	461	13.6
Fortune, Josh	34	17	781	23.0	121	300	.403	55	143	.385	54	77	.701	22	113	135	4.0	61	2	76	76	6	26	351	10.3
Collier, Dominique	34	33	764	22.5	80	208	.385	40	90	.444	56	74	.757	9	64	73	2.1	100	3	91	69	4	38	256	7.5
Gordon, Wesley	34	33	947	27.9	80	192	.417	6	15	.400	80	116	.690	100	160	260	7.6	79	1	45	38	68	13	246	7.2
Fletcher, Tre'Shaun	34	14	666	19.6	75	189	.397	35	101	.347	55	66	.833	25	56	81	2.4	68	0	39	44	6	13	240	7.1
Miller, Tory	33	4	520	15.8	69	147	.469	0	4	.000	44	72	.611	64	87	151	4.6	53	0	6	35	12	10	182	5.5
Talton, Xavier	34	10	696	20.5	49	144	.340	23	64	.359	41	45	.911	16	70	86	2.5	73	2	65	40	3	25	162	4.8
Akyazili, Thomas	33	1	528	16.0	41	126	.325	17	59	.288	24	36	.667	3	50	53	1.6	76	1	53	31	8	17	123	3.7
Guzonjic, Kenan	13	0	53	4.1	7	19	.368	2	4	.500	4	7	.571	6	8	14	1.1	9	0	1	6	1	0	20	1.5
Brady, Brett	10	0	19	1.9	3	6	.500	2	4	.500	1	2	.500	1	5	6	0.6	1	0	0	2	0	2	9	0.9
Repine, Josh	6	0	8	1.3	1	3	.333	1	3	.333	0	0	.000	0	1	1	0.2	2	0	2	0	0	3	0.5	
Stalzer, Eli	9	0	18	2.0	0	2	.000	0	2	.000	0	0	.000	0	2	2	0.2	0	0	2	0	0	0	0	0.0
Lombard, Mitch	6	0	9	1.5	0	1	.000	0	0	.000	0	0	.000	0	0	0	0.0	0	0	1	0	0	0	0	0.0
TEAM.....														58	72	130	3.8	0			10				
TOTALS	34				865	2030	.426	252	647	.389	594	809	.734	446	987	1433	42.1	638	10	462	454	168	177	2576	75.8
Opponents.....	34				852	2038	.418	212	597	.355	491	716	.686	324	818	1142	33.6	699	20	357	375	153	254	2407	70.8

### 22-12 (10-8 Pac-12) Head Coach: Tad Boyle

Assoc. HC: Jean Prisleau; Assistants: Mike Rohn, Rodney Billups

#	Name	Pos.	Ht.	Wt.	Class	Hometown (High School)
0	Thomas Akyazili	G	6-2	180	Fr.	Antwerp, Belgium (Koninklijk Atheneum Deurne)
1	Wesley Gordon	F	6-9	220	Jr.	Colorado Springs, Colo. (Sierra)
2	Xavier Johnson	G/F	6-7	225	Sr.	Los Angeles, Calif. (Mater Dei)
3	Xavier Talton	G	6-2	185	Sr.	Sterling, Colo. (Sterling)
5	Eli Stalzer	G	6-3	195	Sr.	Brea, Calif. (Mater Dei)
10	Tre'Shaun Fletcher	G/F	6-7	205	Jr.	Wilmar, Ark. (Lincoln (Tacoma, Wash.))
12	Mitch Lombard	G	6-0	183	Fr.	Castle Pines, Colo. (Rock Canyon)
13	Kenan Guzonjic	F	6-8	245	So.	Sarajevo, Bosnia, Herzegovina (Cathedral [El Paso, Texas]/Midland JC)
14	Tory Miller	F	6-9	246	So.	Kansas City, Kan. (New Hampton Prep (N.H.))
15	Dominique Collier	G	6-2	190	So.	Denver, Colo. (Denver East)
21	Derrick White	G	6-5	193	Sr.	Parker, Colo. (Legend/UCCS)
24	George King	G	6-6	220	So.	Fayetteville, N.C. (Brennan (San Antonio, Texas))
31	Brett Brady	G	6-1	170	Sr.	Highlands Ranch, Colo. (Highlands Ranch)
33	Josh Repine	G	6-3	180	So.	Englewood, Colo. (Kent Denver/New Hampton Prep (N.H.))
40	Josh Scott	F	6-10	245	Sr.	Monument, Colo. (Lewis-Palmer)
44	Josh Fortune	G	6-5	200	Jr.	Hampton, Va. (Kecoughtan/Providence)

Home: 16-1 Road: 4-7 Neutral: 2-4



George King

### SEASON NOTES

- Colorado reached 20 wins for the ninth time in program history and fifth in six years.
- The Buffaloes made their 14th NCAA Tournament appearance and fourth in the past five seasons.
- Senior Josh Scott was All-Pac-12 First Team and NABC All-District Second Team. He was a finalist for the Kareem Abdul-Jabbar Award.
- Scott was named to the Pac-12 All-Defensive team while Wesley Gordon was given honorable mention to that squad.
- Junior George King was the Pac-12's Most Improved Player of the Year and led the conference in 3-point shooting at 45.6 percent.
- Colorado won 21 games during the regular season, matching the school standard achieved previously by only the 1996-97 and 2013-14 squads. Including postseason play, Colorado's 22 wins tied for the fourth most in one season.
- Colorado led the Pac-12 in free throw percentage (.734), 3-point percentage (.398), overall rebounding (42.1 rpg) and defensive boards (29.0 drpg) while ranking second in rebounding margin (+8.6) and offensive rebounds (13.1 orgpg) and fourth in 3-pointers made (7.4 3mpg).
- The Buffaloes won 11 straight games during the nonconference schedule, the fifth longest in team history. Colorado won 11 of its first 12 games, its best start to a season since the 1942 NCAA Final Four squad won their first 14.
- Colorado set new school single-season records for 3-pointers made and 3-point percentage.



# COLORADO BUFFALOES

## 2016-17

M	D	Year	Opponent	Score	FG	FGA	Pct.	3FG	3FGA	3Pct.	FT	FTA	Pct	OR	DR	TR	PF	Pts	Ast	TO	Blk	Stl	Min.
N	11	2016	SACRAMENTO STATE	W 90-53	32	60	.533	13	21	.619	13	18	.722	10	37	47	16	90	20	10	7	1	200
N	14	2016	^SEATTLE U	W 67-55	19	53	.358	3	18	.167	26	41	.634	19	36	55	18	67	12	19	6	7	200
N	17	2016	^ULM	W 89-70	27	67	.403	7	21	.333	28	35	.800	18	31	49	15	89	14	12	3	8	200
N	21	2016	^vs Notre Dame	L 83-89	29	69	.420	7	22	.318	18	19	.947	13	25	38	20	83	15	10	3	1	200
N	22	2016	^vs Texas	W 68-54	29	65	.446	6	14	.429	4	5	.800	17	24	41	15	68	7	13	5	7	200
N	27	2016	WOFFORD	W 75-60	26	46	.565	6	12	.500	17	27	.630	6	26	32	11	75	13	12	2	6	200
N	30	2016	COLORADO STATE	L 58-72	19	59	.322	3	19	.158	17	31	.548	19	27	46	28	58	9	14	4	4	200
D	3	2016	at Portland	W 76-63	25	58	.431	5	19	.263	21	30	.700	14	24	38	21	76	9	13	6	7	200
D	7	2016	XAVIER	W 68-66	25	56	.446	9	20	.450	9	14	.643	6	30	36	17	68	15	13	5	1	200
D	10	2016	at BYU	L 71-79	24	62	.387	7	29	.241	16	20	.800	7	24	31	25	71	14	11	4	5	200
D	17	2016	FORT HAYS STATE	W 81-71	22	51	.431	6	22	.273	31	41	.756	7	33	40	16	81	15	13	4	8	200
D	19	2016	at Air Force	W 75-68	27	50	.540	10	24	.417	11	22	.500	7	26	33	22	75	18	16	7	3	200
D	22	2016	EASTERN WASHINGTON	W 76-68	23	51	.451	6	19	.316	24	33	.727	9	29	38	19	76	15	9	8	1	200
J	1	2017	*at Utah	L 60-76	23	57	.404	6	18	.333	8	11	.727	9	24	33	16	60	11	15	1	5	200
J	5	2017	*at Arizona State	L 77-78	27	59	.458	5	22	.227	18	20	.900	13	23	36	16	77	16	12	4	2	200
J	7	2017	*at Arizona	L 73-82	27	62	.435	9	29	.310	10	14	.714	12	26	38	25	73	11	15	4	5	200
J	12	2017	*UCLA	L 89-104	27	58	.466	8	19	.421	27	38	.711	12	22	34	17	89	11	11	1	6	200
J	15	2017	*USC	L 68-71	25	55	.455	11	24	.458	7	13	.538	13	26	39	20	68	14	17	3	2	200
J	18	2017	*at Washington	L 83-85 at	33	74	.446	6	18	.333	11	17	.647	20	28	48	18	83	17	15	6	3	225
J	21	2017	*at Washington State	L 89-91 at	32	67	.478	6	21	.286	19	22	.864	12	28	40	18	89	17	12	5	2	225
J	26	2017	*OREGON STATE	W 85-78	29	58	.500	12	22	.545	15	31	.484	12	19	31	18	85	18	7	1	7	200
J	28	2017	*OREGON	W 74-65	25	59	.424	8	22	.364	16	26	.615	16	25	41	17	74	14	12	5	8	200
F	2	2017	*at Stanford	W 81-74	26	49	.531	9	22	.409	20	28	.714	8	30	38	22	81	19	23	6	4	200
F	5	2017	*at California	L 66-77	21	57	.368	6	21	.286	18	22	.818	14	18	32	20	66	13	9	6	4	200
F	9	2017	*WASHINGTON	W 81-66	32	63	.508	4	12	.333	13	17	.765	13	22	35	15	81	15	8	3	10	200
F	12	2017	*WASHINGTON STATE	W 81-49	32	62	.516	8	21	.381	9	14	.643	12	25	37	18	81	16	11	3	12	200
F	16	2017	*at Oregon State	W 60-52	22	53	.415	5	15	.333	11	16	.688	11	22	33	13	60	9	13	4	10	200
F	18	2017	*at Oregon	L 73-101	26	60	.433	9	27	.333	12	18	.667	7	17	24	20	73	12	12	4	5	200
F	23	2017	*UTAH	L 81-86	26	59	.441	8	24	.333	21	28	.750	12	21	33	24	81	13	10	4	2	200
M	2	2017	*STANFORD	W 91-72	35	62	.565	11	23	.478	10	17	.588	12	24	36	17	91	25	6	3	5	200
M	4	2017	*CALIFORNIA	W 54-46	16	47	.340	7	17	.412	15	24	.625	7	32	39	15	54	9	12	5	7	200
M	8	2017	lvs Washington State	W 73-63	23	53	.434	7	23	.304	20	26	.769	12	25	37	15	73	13	11	5	6	200
M	9	2017	lvs Arizona	L 78-92	24	61	.393	8	25	.320	22	26	.846	9	24	33	21	78	10	7	6	5	200
M	15	2017	Sat UCF	L 74-79	30	71	.423	9	33	.273	5	6	.833	15	19	34	24	74	14	7	3	3	200

\*Pac-12 Conference Game; ^-Legends Classic (Neutral Site Games, Barclays Center, Brooklyn, N.Y.); I-Pac-12 Tournament (T-Mobile Arena, Las Vegas); S-NIT

Player	GP	GS	Min	Avg	FG	FGA	Pct	3FG	FGA	Pct	FT	FTA	Pct	Off	Def	Tot	Avg	PF	FO	A	TO	Blk	Stl	Pts	Avg
White, Derrick	34	33	1116	32.8	205	404	.507	57	144	.396	148	182	.813	35	104	139	4.1	72	1	148	81	49	42	615	18.1
Johnson, Xavier	32	31	895	28.0	164	335	.490	39	102	.382	106	157	.675	55	135	190	5.9	82	1	33	46	11	17	473	14.8
King, George	34	32	943	27.7	139	302	.460	47	125	.376	53	79	.671	67	163	230	6.8	72	2	25	57	7	16	378	11.1
Gordon, Wesley	32	31	786	24.6	79	154	.513	2	6	.333	56	84	.667	73	130	203	6.3	86	2	62	42	48	15	216	6.8
Collier, Dominique	25	15	463	18.5	44	130	.338	26	78	.333	37	50	.740	6	22	28	1.1	45	0	40	28	3	24	151	6.0
Fortune, Josh	34	17	691	20.3	63	178	.354	31	102	.304	48	56	.857	23	80	103	3.0	55	1	51	43	10	13	205	6.0
Miller, Tory	32	3	506	15.8	73	136	.537	1	3	.333	33	62	.532	38	89	127	4.0	81	1	16	27	7	9	180	5.6
Peters, Bryce	24	1	379	15.8	40	102	.392	13	39	.333	20	36	.556	7	26	33	1.4	37	0	24	17	1	10	113	4.7
Brown, Deleon	31	3	371	12.0	32	87	.368	16	51	.314	19	27	.704	8	14	22	0.7	30	0	18	17	3	11	99	3.2
Siewert, Lucas	32	3	369	11.5	30	95	.316	17	46	.370	9	14	.643	25	42	67	2.1	28	1	15	17	4	5	86	2.7
Akyazili, Thomas	30	1	313	10.4	19	65	.292	1	21	.048	13	23	.565	8	22	30	1.0	41	0	39	26	3	10	52	1.7
Lombard, Mitch	7	0	9	1.3	0	1	.000	0	0	.000	0	0	.000	0	1	1	0.1	1	0	2	1	0	0	0	0.0
Repine, Josh	7	0	9	1.3	0	4	.000	0	1	.000	0	0	.000	0	0	0	0.0	1	0	0	1	0	0	0	0.0
TEAM														58	44	102	3.0	1			7			0	
TOTALS	34				888	1993	.446	250	718	.348	542	770	.704	403	872	1275	37.5	632	9	473	410	146	172	2568	75.5
Opponents.....	34				855	1978	.432	277	754	.367	468	662	.707	340	832	1172	34.5	720	18	423	407	131	193	2455	72.2

### 19-15 (8-10 Pac-12) Head Coach: Tad Boyle

Assoc. HC: Jean Prioleau, Assistants: Mike Rohn, Bill Grier

#	Name	Pos.	Ht.	Wt.	Class	Hometown (High School)
0	Thomas Akyazili	G	6-2	191	So.	Antwerp, Belgium (Koninklijk Atheneum Deurne)
1	Wesley Gordon	F	6-9	245	Sr.	Colorado Springs, Colo. (Sierra)
5	Deleon Brown	G	6-4	170	Fr.	Grand Rapids, Mich. (Christian/Brewster Academy (N.H.))
10	Alexander Stratting	F	6-7	212	Fr.	Wassenaar, Netherlands (American School of The Hague)
11	Xavier Johnson	G/F	6-7	225	Sr.	Los Angeles, Calif. (Mater Dei)
12	Mitch Lombard	G	6-0	195	So.	Castle Pines, Colo. (Rock Canyon)
13	Namon Wright	G	6-5	195	Jr.	Los Angeles, Calif. (Pacific Hills/Missouri)
14	Tory Miller	F	6-9	242	Jr.	Kansas City, Kan. (New Hampton Prep (N.H.))
15	Dominique Collier	G	6-2	190	Jr.	Denver, Colo. (Denver East)
21	Derrick White	G	6-5	200	Sr.	Parker, Colo. (Legend/UCCS)
23	Bryce Peters	G	6-4	195	Fr.	La Puente, Calif. (Damien)
24	George King	G	6-6	225	Jr.	Fayetteville, N.C. (Brennan (San Antonio, Texas))
25	Lucas Siewert	F	6-10	221	Fr.	Joinville, Santa Catarina, Brazil (Cathedral (L.A. Calif.))
33	Josh Repine	G	6-3	195	Jr.	Englewood, Colo. (Kent Denver/New Hampton Prep (N.H.))
35	Dallas Walton	F/C	7-0	222	Fr.	Arvada, Colo. (Arvada West)
44	Josh Fortune	G	6-5	212	Sr.	Hampton, Va. (Kecoughtan/Providence)

Home: 13-4 Road: 4-9 Neutral: 2-2



Derrick White

### SEASON NOTES

- Colorado made its school-record seventh-straight postseason appearance with its 10th all-time trip to the NIT.
- After beginning the Pac-12 season at 0-7, the Buffaloes rallied their way to the postseason with an 8-3 mark to finish the regular season and finished in sole possession of seventh in the league standings (8-10).
- Colorado's 19 wins tied for the 10th most in team history
- Colorado was 3-5 against ranked teams this season, marking the first time with three wins over ranked teams since 2012-13 (4-3 overall).
- Head coach Tad Boyle moved into third on CU's all-time coaching wins list at 149.
- Senior **Derrick White** was named to the Pac-12's 2017 All-Conference First Team, All-Defensive Team and All-Tournament Team. He was also selected to the USBWA All-District VIII First Team and NABC All-District 20 Second Team.
- White finished the 2016-17 season with 615 points, ranking seventh at Colorado in a single season while also ranking eighth in assists (148), 10th in field goals (205) and 11th in blocks. His 49 blocks are the most by a guard in a season in team history.
- White was selected by the San Antonio Spurs in the first round of the 2017 NBA Draft with the 29th overall pick.

# COLORADO BUFFALOES

## 2017-18

M	D	Year	Opponent	Score	FG	FGA	Pct.	3FG	3FGA	3Pct.	FT	FTA	Pct	OR	DR	TR	PF	Pts	Asst	TO	Blk	Stl	Min.
N	10	2017	NORTHERN COLORADO	W 66-51	25	57	.439	5	17	.294	11	25	.440	9	36	45	19	66	12	13	3	3	200
N	14	2017	DENVER	W 89-62	33	62	.532	6	17	.353	17	24	.708	11	35	46	22	89	11	13	3	4	200
N	17	2017	^vs Quinnipiac	W 70-69	26	59	.441	4	20	.200	14	18	.778	12	30	42	24	70	7	17	2	6	200
N	18	2017	^vs Drake	W 86-81	31	55	.564	4	17	.235	20	27	.741	7	23	30	22	86	15	13	2	6	200
N	19	2017	^vs Mercer	W 79-70	24	50	.480	8	21	.381	23	30	.767	11	21	32	20	79	15	15	5	4	200
N	26	2017	AIR FORCE	W 81-69	26	54	.481	10	26	.385	19	20	.950	12	30	42	16	81	17	15	3	1	200
D	2	2017	at Colorado State	L 63-72	24	61	.393	8	25	.320	7	13	.538	9	23	32	23	63	11	10	2	5	200
D	6	2017	NEW MEXICO	W 75-57	26	52	.500	9	15	.600	14	22	.636	9	49	58	21	75	14	23	5	3	200
D	9	2017	at Xavier	L 69-96	25	65	.385	8	28	.286	11	14	.786	15	17	32	19	69	8	16	6	7	200
D	12	2017	SAN DIEGO	L 59-69	14	54	.259	3	18	.167	28	34	.824	13	24	37	23	59	4	9	1	4	200
D	15	2017	SOUTH DAKOTA STATE	W 112-103 2ot	40	74	.541	13	27	.481	19	23	.826	11	36	47	25	112	21	18	3	8	250
D	22	2017	#vs Iowa	L 73-80	29	68	.426	6	23	.261	9	17	.529	12	19	31	25	73	10	11	2	12	200
D	29	2017	*at Oregon State	L 57-76	20	58	.345	7	25	.280	10	16	.625	13	25	38	19	57	10	18	3	1	200
D	31	2017	*at Oregon	L 62-77	25	59	.424	7	22	.318	5	8	.625	9	23	32	22	62	12	20	0	3	200
J	4	2018	*ARIZONA STATE	W 90-81 at	29	63	.460	10	26	.385	22	32	.688	11	37	48	20	90	16	14	6	3	225
J	6	2018	*ARIZONA	W 80-77	29	53	.547	7	16	.438	15	17	.882	5	29	34	18	80	18	15	3	3	200
J	10	2018	*at USC	L 58-70	20	55	.364	10	23	.435	8	11	.727	14	25	39	20	58	13	22	5	2	200
J	13	2018	*at UCLA	W 68-59	22	51	.431	11	22	.500	13	17	.765	6	27	33	16	68	17	12	5	4	200
J	18	2018	*WASHINGTON STATE	W 82-73	30	58	.517	9	26	.346	13	18	.722	8	31	39	12	82	15	10	4	4	200
J	20	2018	*WASHINGTON	L 62-72	23	65	.354	6	22	.273	10	16	.625	12	22	34	16	62	10	6	7	6	200
J	25	2018	*at Arizona	L 71-80	29	52	.558	8	16	.500	5	8	.625	4	21	25	18	71	13	10	2	3	200
J	27	2018	*at Arizona State	L 66-80	26	61	.426	6	20	.300	8	9	.889	9	35	44	22	66	17	17	8	4	200
F	2	2018	*UTAH	W 67-55	22	51	.431	10	22	.455	13	18	.722	4	32	36	16	67	12	12	3	9	200
F	7	2018	*CALIFORNIA	W 68-64	22	44	.500	5	16	.313	19	29	.655	10	22	32	19	68	12	19	5	5	200
F	11	2018	*STANFORD	W 64-56	23	62	.371	9	19	.474	9	14	.643	16	26	42	12	64	14	12	5	8	200
F	15	2018	*at Washington State	L 69-73	20	51	.392	3	18	.167	26	35	.743	12	27	39	18	69	10	15	3	2	200
F	17	2018	*at Washington	L 59-82	24	60	.400	4	13	.308	7	8	.875	12	22	34	13	59	10	18	7	3	200
F	21	2018	*USC	L 64-75	22	53	.415	10	23	.435	10	11	.909	13	19	32	15	64	15	13	4	1	200
F	25	2018	*UCLA	W 80-76	24	58	.414	14	30	.467	18	25	.720	8	30	38	15	80	15	10	5	8	200
M	3	2018	*at Utah	L 54-64	22	60	.367	3	18	.167	7	11	.636	15	26	41	24	54	5	13	5	4	200
M	7	2018	lvs Arizona State	W 97-85	33	62	.532	13	21	.619	18	20	.900	8	31	39	19	97	20	7	2	1	200
M	8	2018	lvs Arizona	L 67-83	22	52	.423	5	20	.250	18	22	.818	4	23	27	28	67	10	15	3	3	200

\*Pac-12 Conference Game; ^-Paradise Jam (Lynchburg, Va.); #-in Sioux Falls, S.D.; !-Pac-12 Tournament (T-Mobile Arena, Las Vegas)

Player	GP	GS	Min	Avg	FG	FGA	Pct	3FG	FGA	Pct	FT	FTA	Pct	Off	Def	Tot	Avg	PF	FO	A	TO	Blk	Stl	Pts	Avg
Wright, McKinley	32	31	1042	32.6	166	368	.451	28	92	.304	94	122	.770	52	97	149	4.7	49	1	175	94	14	31	454	14.2
King, George	32	31	913	28.5	142	319	.445	62	157	.395	68	87	.782	56	195	251	7.8	78	2	35	64	21	17	414	12.9
Wright, Namon	30	13	688	22.9	103	237	.435	29	87	.333	56	76	.737	19	85	104	3.5	48	1	34	57	8	15	291	9.7
Collier, Dominique	32	10	632	19.8	71	184	.386	42	108	.389	56	77	.727	8	41	49	1.5	82	4	46	42	0	18	240	7.5
Siewert, Lucas	30	1	551	18.4	66	136	.485	30	67	.448	42	51	.824	28	62	90	3.0	64	1	22	27	13	8	204	6.8
Miller-Stewart, Tory	6	6	133	22.2	12	18	.667	0	0	.000	13	23	.565	7	21	28	4.7	11	1	2	15	1	1	37	6.2
Bey, Tyler	32	21	629	19.7	73	145	.503	0	6	.000	50	73	.685	48	116	164	5.1	84	4	16	38	22	20	196	6.1
Walton, Dallas	30	25	557	18.6	70	152	.461	5	13	.385	26	37	.703	27	75	102	3.4	59	1	21	28	34	7	171	5.7
Brown, Deleon	23	7	418	18.2	39	112	.348	19	60	.317	17	24	.708	4	23	27	1.2	48	1	18	25	4	11	114	5.0
Schwartz, D'Shawn	32	4	418	13.1	38	90	.422	18	47	.383	14	19	.737	5	54	59	1.8	33	0	9	10	0	3	108	3.4
Nikolic, Lazar	31	9	480	15.5	27	71	.380	8	34	.235	10	21	.476	11	61	72	2.3	59	2	30	28	5	9	72	2.3
Strating, Alexander	5	1	7	1.4	3	5	.600	0	0	.000	0	2	.000	2	2	4	0.8	3	0	0	2	0	0	6	1.2
Repine, Josh	5	1	6	1.2	0	2	.000	0	1	.000	0	0	.000	1	0	1	0.2	0	0	1	0	0	0	0	0.0
Martinka, AJ	1	0	1	1.0	0	0	.000	0	0	.000	0	0	.000	0	0	0	0.0	1	0	0	1	0	0	0	0.0
TEAM.....														56	44	100	3.1	2			20				
TOTALS	32				810	1839	.440	241	672	.359	446	612	.729	324	876	1200	37.5	621	18	409	451	122	140	2307	72.1
Opponents	32				808	1909	.423	265	743	.357	456	649	.703	312	779	1091	34.1	595	16	370	339	128	235	2337	73.0

### 17-15 (8-10 Pac-12) Head Coach: Tad Boyle

Assoc. HC: Mike Rohn, Assistants: Bill Grier, Kim English

#	Name	Pos.	Ht.	Wt.	Class	Hometown (High School)
0	D'Shawn Schwartz	G/F	6-7	223	Fr.	Colorado Springs, Colo. (Sand Creek)
1	Tyler Bey	G/F	6-7	206	Fr.	Las Vegas, Nev. (Middlebrooks Academy [L.A. Calif.])
5	Deleon Brown	G	6-4	165	So.	Grand Rapids, Mich. (Christian/Brewster Academy [N.H.])
10	Alexander Strating	F	6-7	215	Fr.	Wassenaar, Netherlands (American School of The Hague)
11	Lazar Nikolic	G	6-7	205	Fr.	Belgrade, Serbia (Stella Azzura Academy, Rome)
12	AJ Martinka	G	6-5	195	Fr.	Stanwood, Wash. (Stanwood)
13	Namon Wright	G	6-5	205	Jr.	Los Angeles, Calif. (Pacific Hills/Missouri)
14	Tory Miller-Stewart	F	6-9	246	Sr.	City, Kan. (New Hampton Prep [N.H.])
15	Dominique Collier	G	6-2	176	Sr.	Denver, Colo. (Denver East)
21	Evan Battey	F	6-8	283	Fr.	View Park, Calif. (Villa Park)
23	Lucas Siewert	F	6-10	224	So.	Joinville, Santa Catarina, Brazil (Cathedral [L.A. Calif.])
24	George King	G	6-6	225	Sr.	Fayetteville, N.C. (Brennan (San Antonio, Texas))
25	McKinley Wright IV	G	6-0	185	Fr.	North Robbinsdale, Minn. (Champlin Park)
33	Josh Repine	G	6-3	195	Sr.	Englewood, Colo. (Kent Denver/New Hampton Prep [N.H.])
35	Dallas Walton	F/C	7-0	230	Fr.	Arvada, Colo. (Arvada West)

Home: 12-3 Road: 1-10 Neutral: 4-2



**Dominique Collier**

### SEASON NOTES

- Colorado won the 2017 Paradise Jam which was relocated to Lynchburg, Va., from the U.S. Virgin Islands due to damage from Hurricanes Irma and Maria.
- Colorado defeated No. 4/6 Arizona State and No. 14/16 Arizona on the same weekend, marking the first time in program history the Buffaloes defeated AP Top 15 teams in back-to-back games. Colorado was named the NCAA Division I Team of the Week by the NABC, NCAA.com and Dick Vitale. Freshman guard McKinley Wright IV was named the Wayman Tisdale Freshman of the Week by the USBWA and the Pac-12 Player of the Week.
- Wright broke Chauncey Billups' freshman season assists record (143 in 1995-96) and his 175 assists rank second overall in one season.
- Wright was named to the 2018 Pac-12 All-Freshman Team while earning honorable mention to the overall All-Pac-12 and All-Defense teams.
- Senior Dominique Collier was named the co-Pac-12 Sixth Man of the Year. Collier was second in the Pac-12 in 3-point shooting during conference play while averaging 8.0 points and 1.6 assists during that span.
- Senior George King was named to the All-Pac-12 Conference Second Team.
- King was selected by the Phoenix Suns in the second round of the 2018 NBA Draft (59th pick overall).



M	D	Year	Opponent	Score	FG	FGA	Pct.	3FG	3FGA	3Pct.	FT	FTA	Pct.	OR	DR	TR	PF	Pts	Asst	TO	Blk	Stl	Min.
N	13	2018	DRAKE	W 100-71	33	56	.589	10	22	.455	24	37	.649	8	36	44	17	100	15	12	5	5	200
N	16	2018	OMAHA	W 79-75	26	55	.473	8	21	.381	19	23	.826	11	25	36	13	79	13	16	6	4	200
N	20	2018	at San Diego	L 64-70	24	57	.421	7	19	.368	9	15	.600	10	25	35	25	64	13	14	7	6	200
N	24	2018	at Air Force	W 93-56	34	58	.586	14	29	.483	11	18	.611	8	36	44	21	93	18	16	3	8	200
N	28	2018	PORTLAND	W 93-69	31	63	.492	8	22	.364	23	30	.767	11	33	44	13	93	11	13	2	8	200
D	1	2018	COLORADO STATE	W 86-80	33	70	.471	6	21	.286	14	18	.778	12	28	40	15	86	17	8	2	2	200
D	4	2018	SOUTH DAKOTA	W 82-58	26	54	.481	5	16	.313	25	30	.833	11	30	41	23	82	13	13	1	8	200
D	8	2018	UIC	W 84-72	27	60	.450	5	19	.263	25	33	.758	14	22	36	17	84	13	16	1	9	200
D	11	2018	at New Mexico	W 78-75	26	62	.419	5	19	.263	21	32	.656	14	37	51	18	78	10	13	6	5	200
D	22	2018	#vs Indiana State	L 67-72	25	52	.481	5	18	.278	12	19	.632	7	25	32	15	67	10	19	9	6	200
D	23	2018	#at Hawai'i	L 62-70	21	62	.339	4	22	.182	16	24	.667	9	26	35	20	62	8	13	4	5	225
D	25	2018	#vs Charlotte	W 68-53	24	53	.453	7	20	.350	13	16	.813	10	22	32	17	68	15	15	2	6	200
J	3	2019	*at Arizona	L 56-64	19	53	.358	6	17	.353	12	14	.857	10	26	36	16	56	7	17	6	3	200
J	5	2019	*at Arizona State	L 61-83	19	58	.328	5	26	.192	18	22	.818	12	16	28	21	61	10	14	4	10	200
J	10	2019	*WASHINGTON STATE	W 92-60	35	64	.547	11	27	.407	11	18	.611	14	27	41	16	92	20	12	3	6	200
J	12	2019	*WASHINGTON	L 70-77	24	54	.444	6	15	.400	16	23	.696	9	20	29	21	70	13	12	0	8	200
J	20	2019	*at Utah	L 69-78	26	64	.406	6	17	.353	11	16	.688	12	25	37	23	69	10	11	1	4	200
J	24	2019	*at California	W 68-59	25	50	.500	7	22	.318	11	15	.733	5	32	37	18	68	18	13	4	0	200
J	26	2019	*at Stanford	L 62-75	26	64	.406	3	16	.188	7	13	.538	11	18	29	14	62	13	11	0	3	200
J	31	2019	*OREGON STATE	L 74-76	26	52	.500	6	20	.300	16	26	.615	7	25	32	20	74	15	11	0	0	200
F	2	2019	*OREGON	W 73-51	23	53	.434	3	20	.150	24	28	.857	9	36	45	16	73	7	14	4	6	200
F	6	2019	*at UCLA	W 84-73	28	52	.538	13	24	.542	15	16	.938	6	23	29	9	84	22	14	3	7	200
F	9	2019	*at USC	W 69-65	26	53	.491	4	20	.200	13	15	.867	7	31	38	19	69	11	12	1	1	200
F	13	2019	*ARIZONA STATE	W 77-73	28	57	.491	5	18	.278	16	21	.762	11	28	39	16	77	16	12	1	4	200
F	17	2019	*ARIZONA	W 67-60	24	43	.558	5	14	.357	14	16	.875	7	24	31	11	67	11	15	3	4	200
F	20	2019	*at Washington State	L 74-76	25	66	.379	9	29	.310	15	19	.789	13	26	39	19	74	16	11	2	7	200
F	23	2019	*at Washington	L 55-64	22	53	.415	4	13	.308	7	11	.636	14	25	39	17	55	15	19	3	8	200
M	2	2019	*UTAH	W 71-63	25	52	.481	5	15	.333	16	23	.696	7	26	33	15	71	14	9	1	7	200
M	7	2019	*UCLA	W 93-68	34	69	.493	7	21	.333	18	20	.900	10	37	47	19	93	18	9	5	4	200
M	9	2019	*USC	W 78-67	28	57	.491	3	12	.250	19	24	.792	11	29	40	16	78	16	8	3	4	200
M	13	2019	lvs California	W 56-51	20	46	.435	8	20	.400	8	12	.667	10	30	40	13	56	10	23	2	5	200
M	14	2019	lvs Oregon State	W 73-58	22	51	.431	6	16	.375	23	27	.852	11	28	39	20	73	14	10	3	3	200
M	15	2019	lvs Washington	L 61-66	17	53	.321	6	24	.250	21	26	.808	18	26	44	21	61	10	18	3	4	200
M	19	2019	%DAYTON	W 78-73	27	61	.443	8	21	.381	16	18	.889	10	24	34	12	78	12	7	2	5	200
M	25	2019	%NORFOLK STATE	W 76-60	27	54	.500	6	19	.316	16	21	.762	7	35	42	12	76	18	13	4	3	200
M	27	2019	%at Texas	L 55-68	18	55	.327	4	17	.235	15	18	.833	8	28	36	18	55	6	14	1	3	200

\*Pac-12 Conference Game; #Diamond Head Classic (Honolulu, Hawai'i); I-Pac-12 Tournament (T-Mobile Arena, Las Vegas, Nev.); %-Postseason NIT

Player	GP	GS	Min	Avg	FG	FGA	Pct	3FG	FGA	Pct	FT	FTA	Pct	Off	Def	Tot	Avg	PF	FO	A	TO	Blk	Stl	Pts	Avg
Bey, Tyler	36	36	944	26.2	184	340	.541	5	22	.227	115	147	.782	78	278	356	9.9	83	2	23	71	44	30	488	13.6
Wright, McKinley	35	35	1137	32.5	161	326	.494	38	104	.365	96	119	.807	28	145	173	4.9	58	0	167	108	7	39	456	13.0
Garling, Shane	36	33	935	26.0	103	288	.358	59	185	.319	85	103	.825	7	63	70	1.9	61	1	60	44	7	34	350	9.7
Schwartz, D'Shawn	35	35	1008	28.8	113	259	.436	41	131	.313	56	72	.778	34	97	131	3.7	75	1	46	42	6	13	323	9.2
Siewert, Lucas	36	26	918	25.5	113	263	.430	44	125	.352	49	66	.742	44	136	180	5.0	97	3	56	58	12	15	319	8.9
Batley, Evan	36	11	759	21.1	105	217	.484	3	16	.188	79	112	.705	68	89	157	4.4	108	5	44	38	12	17	292	8.1
Wright, Namon	14	0	239	17.1	29	64	.453	13	34	.382	27	32	.844	6	34	40	2.9	15	0	12	10	3	6	98	7.0
Kountz, Daylen	36	2	622	17.3	71	165	.430	16	52	.308	42	65	.646	3	47	50	1.4	46	0	46	41	3	15	200	5.6
Brown, Deleon	9	0	190	21.1	12	37	.324	6	20	.300	7	12	.583	2	9	11	1.2	17	0	7	9	1	4	37	4.1
Strating, Alexander	29	0	231	8.0	22	32	.688	0	0	.000	11	22	.500	17	16	33	1.1	28	0	9	12	2	2	55	1.9
Parquet, Eli	26	2	219	8.4	11	41	.268	5	21	.238	3	7	.429	8	18	26	1.0	23	0	8	13	10	6	30	1.2
Martinka, AJ	6	0	8	1.3	0	3	.000	0	0	.000	0	0	.000	1	3	4	0.7	1	0	0	2	0	0	0	0.0
Ersek, Benan	6	0	8	1.3	0	0	.000	0	0	.000	0	0	.000	0	1	1	0.2	2	0	0	1	0	0	0	0.0
McQuade, Aidan	6	0	7	1.2	0	1	.000	0	1	.000	0	0	.000	0	1	1	0.2	2	0	0	0	0	0	0	0.0
TEAM											68	53	121	3.4							28				
TOTALS	36				924	2036	.454	230	711	.323	570	757	.753	364	990	1354	37.6	616	12	478	477	107	181	2648	73.6
Opponents	36				878	2070	.424	247	777	.318	426	643	.663	306	822	1128	31.3	713	20	378	437	120	254	2429	67.5

### 23-13 (10-8 Pac-12) Head Coach: Tad Boyle

Assoc. HC: Mike Rohn, Assistants: Bill Grier, Kim English

#	Name	Pos.	Ht.	Wt.	Class	Hometown (High School)
0	Shane Garling	G	6-2	181	Jr.	Baldwin, N.Y. (Baldwin/Niagara/Indian Hills CC)
1	Tyler Bey	G/F	6-7	218	So.	Las Vegas, Nev. (Middlebrooks Academy [L.A. Calif.])
2	Daylen Kountz	G	6-4	185	Fr.	Denver, Colo. (East)
5	D'Shawn Schwartz	G/F	6-7	226	So.	Colorado Springs, Colo. (Sand Creek)
10	Alexander Strating	F	6-7	227	So.	Wassenaar, Netherlands (American School of The Hague)
12	AJ Martinka	G	6-5	195	So.	Stanwood, Wash. (Stanwood)
13	Namon Wright	G	6-5	197	Sr.	Los Angeles, Calif. (Pacific Hills/Missouri)
14	Deleon Brown	G	6-4	165	Jr.	Grand Rapids, Mich. (Christian/Brewster Academy [M.H.])
15	Jakub Dombek	F	6-11	190	Fr.	Ostrava, Czech Republic (Get Better Academy)
21	Evan Batley	F	6-8	264	Fr.	View Park, Calif. (Villa Park)
23	Lucas Siewert	F	6-10	230	Jr.	Joinville, Santa Catarina, Brazil (Cathedral [L.A. Calif.])
24	Eli Parquet	G	6-3	192	Fr.	Beaumont, Texas (West Brook)
25	McKinley Wright IV	F	6-0	195	So.	North Robbinsdale, Minn. (Champlin Park)
30	Frank Ryder	F	6-10	240	So.	Boulder, Colo. (Fairview/San Diego)
33	Aidan McQuade	G	6-2	185	So.	Loveland, Colo. (Loveland)
34	Benan Ersek	G	6-2	170	Fr.	Vienna, Austria (Kent Denver)
35	Dallas Walton	F/C	7-0	235	So.	Arvada, Colo. (Arvada West)

Home: 15-2 Road: 5-9 Neutral: 3-2



McKinley Wright IV

### SEASON NOTES

- The 10th 20-win season in team history and sixth under head coach Tad Boyle.
- Colorado's 23 wins tied for the third most in team history and just one away from the school record of 24.
- Colorado led the Pac-12 in rebounding defense and rebounding margin while ranking second in free throw percentage, scoring margin and 3-point defense.
- Colorado won 12 of its final 16 games after opening the conference season at 2-6.
- The Buffaloes recorded double-digit conference wins for the fifth time in eight seasons of the Pac-12 era and the first since 2015-16. Colorado claimed record of .500 or better in conference play (includes Big 12) for the sixth time in nine seasons.
- Colorado's 8-2 run in the final 10 games of the regular season tied for the program's fourth-best in the NCAA Tournament era (since 1938) and the best since 1961-62.
- Colorado made its 11th NIT appearance and second in three seasons. The Buffaloes were the No. 4 seed in one of four eight-team regions and advanced to the quarterfinals.
- Sophomores McKinley Wright IV and Tyler Bey were selected to the All-Pac-12 Conference First Team
- Bey was named the Pac-12 Most Improved Player of the Year.

## COACHING RECORDS

### COLORADO COACHING CHRONOLOGY

No.	Coach	Years Coached	Seasons	Won	Lost	Percent
	no coach .....	1902-1906	5	18	15	.545
1.	Frank R. Castleman .....	1907-1912	6	32	22	.592
2.	John McFadden .....	1913-1914	2	10	9	.526
3.	James N. Ashmore .....	1915-1917	3	16	10	.615
4.	Melbourne C. Evans .....	1918	1	9	2	.818
5.	Joe Mills .....	1919-1924	6	30	24	.556
6.	Howard Beresford .....	1925-1933	9	76	52	.594
7.	Henry P. Iba .....	1934	1	9	8	.529
8.	Earl "Dutch" Clark .....	1935	1	3	9	.250
9.	Forrest B. Cox .....	1936-1950	13	147	89	.623
10.	H. B. Lee .....	1950-1956	6	63	74	.459
11.	Russell "Sox" Walseth .....	1956-1976	20	261	245	.516
12.	Bill Blair .....	1976-1981	5	67	69	.493
13.	Tom Apke .....	1981-1986	5	59	81	.421
14.	Tom Miller .....	1986-1990	4	35	79	.307
15.	Joe Harrington .....	1990-1996	6	72	85	.459
16.	Ricardo Patton .....	1996-2007	12	184	160	.535
17.	Jeff Bzdelik .....	2007-2010	3	36	58	.383
18.	Tad Boyle .....	2010-present	9	189	123	.606

### Coaching Debuts at CU

Head Coach	First Season in Boulder	First Game at Colorado
Frank Castleman .....	1906-07 (6-4) .....	Jan. 11, at Colorado State, W 34-15
John McFadden .....	1912-13 (7-4) .....	Jan. 27, at Wyoming, W 32-17
James Ashmore .....	1914-15 (4-6) .....	Jan. 16, at Wyoming, L 31-32
Melbourne Evans .....	1917-18 (9-2) .....	Jan. 18, Wyoming, W 35-14
Joe Mills .....	1918-19 (8-1) .....	Feb. 1, at Northern Colorado, W 26-17
Howard Beresford .....	1924-25 (9-4) .....	Jan. 22, Utah, W 26-22
Henry Iba .....	1933-34 (9-8) .....	Jan. 5, Colorado Mines, W 18-17
Earl "Dutch" Clark .....	1934-35 (3-9) .....	Jan. 8, at Colorado Mines, L 17-24
Forrest Cox .....	1935-36 (6-8) .....	Jan. 7, at Colorado Mines, W 32-19
H.B. Lee .....	1950-51 (4-20) .....	Dec. 1, at Utah State, L 43-46
Sox Walseth .....	1956-57 (14-9) .....	Dec. 3, Oregon State, W 67-58
Bill Blair .....	1976-77 (11-16) .....	Nov. 27, at New Mexico, L 82-90
Tom Apke .....	1981-82 (11-16) .....	Nov. 28, Midwestern State, W 62-50
Tom Miller .....	1986-87 (9-19) .....	Nov. 28, Weber State, W 73-57
Joe Harrington .....	1990-91 (19-14) .....	Nov. 23, Cal State-Northridge, W 113-89
Ricardo Patton .....	1995-96 (4-9) .....	Jan. 20, Kansas, L 78-80
Jeff Bzdelik .....	2007-08 (12-20) .....	Nov. 9, New Mexico, L 47-54
Tad Boyle .....	2010-11 (24-14) .....	Nov. 12, Idaho State, W, 88-80

### All-Time Winning Percentage Leaders (min. three seasons coached)

1. Forrest B. Cox .....	.623
2. James N. Ashmore .....	.615
3. <b>Tad Boyle</b> .....	<b>.606</b>
4. Howard Beresford .....	.594
5. Frank R. Castleman .....	.592
6. Joe Mills .....	.556
7. Ricardo Patton .....	.535
8. Sox Walseth .....	.516

### All-Time Postseason Win Leaders (NCAA Tournament and NIT Games Only)

1. <b>Tad Boyle</b> .....	<b>6</b>
2. Forrest B. Cox .....	5
3. Joe Harrington .....	4
4. Sox Walseth .....	3
H.B. Lee .....	3
6. Ricardo Patton .....	2

### All-Time Postseason Winning Percentage Leaders (NCAA Tournament and NIT Games Only)

1. Joe Harrington .....	.667
2. Forrest B. Cox .....	.500
H.B. Lee .....	.500
Sox Walseth .....	.500
5. <b>Tad Boyle</b> .....	<b>.462</b>

### All-Time Postseason Records (NCAA Tournament and NIT Games Only)

Coach	Appearances	W-L	Pct.
<b>Tad Boyle</b> .....	<b>7</b>	<b>6-7</b>	<b>.462</b>
Forrest B. Cox .....	5	5-5	.500
H.B. Lee .....	2	3-3	.500
Sox Walseth .....	3	3-3	.500
Joe Harrington .....	2	4-2	.667
Ricardo Patton .....	6	2-6	.250

### All-Time Win Leaders

1. Sox Walseth .....	261
2. <b>Tad Boyle</b> .....	<b>189</b>
3. Ricardo Patton .....	184
4. Forest B. Cox .....	147
5. Howard Beresford .....	76
6. Bill Blair .....	67
Joe Harrington .....	67
8. H.B. Lee .....	63
9. Tom Apke .....	59
10. Jeff Bzdelik .....	36
11. Tom Miller .....	35
12. Frank Castleman .....	32

### Post-Season Victories (NCAA, NIT, CBI, Conference Tournaments)

1. <b>Tad Boyle</b> .....	<b>22-16</b>	<b>.579</b>
2. Ricardo Patton .....	8-18	.308
3. Frosty Cox .....	5-5	.500
4. H.B. Lee .....	3-3	.500
5. Joe Harrington .....	4-7	.364
6. Tom Miller .....	2-4	.333
7. Jeff Bzdelik .....	1-3	.250
8. Tom Apke .....	1-5	.167
Bill Blair .....	1-5	.167



## COACHES YEAR-BY-YEAR


All-Time Record: 1316-1214 (.520)

Season	Conf.	Coach	Conference				Overall		
			W	L	Pct.	Rk.	W	L	Pct.
1901-02	None	None	—	—	—	—	3	1	.750
1902-03	None	None	—	—	—	—	2	4	.333
1903-04	None	None	—	—	—	—	4	3	.571
1904-05	None	None	—	—	—	—	3	2	.600
1905-06	None	None	—	—	—	—	6	5	.545
1906-07	None	F. Castleman	—	—	—	—	6	4	.600
1907-08	None	F. Castleman	—	—	—	—	6	6	.500
1908-09	None	F. Castleman	—	—	—	—	4	3	.571
1909-10	RMC	F. Castleman	3	1	.750	t1	7	5	.583
1910-11	RMC	F. Castleman	2	2	.500	2	4	2	.667
1911-12	RMC	F. Castleman	2	2	.500	2	5	2	.714
1912-13	RMC	J. McFadden	5	1	.833	1	7	4	.636
1913-14	RMC	J. McFadden	3	3	.500	3	3	5	.375
1914-15	RMC	J. Ashmore	3	5	.375	3	4	6	.400
1915-16	RMC	J. Ashmore	6	2	.750	t1	6	2	.750
1916-17	RMC	J. Ashmore	6	2	.750	2	6	2	.750
1917-18	RMC	M. C. Evans	5	1	.833	2*	9	2	.818
1918-19	RMC	Joe Mills	7	1	.875	1*	8	1	.889
1919-20	RMC	Joe Mills	5	2	.714	1*	6	4	.600
1920-21	RMC	Joe Mills	6	0	1.000	1*	8	0	1.000
1921-22	RMC	Joe Mills	3	5	.375	4*	3	5	.375
1922-23	RMC	Joe Mills	1	5	.167	4*	1	7	.125
1923-24	RMC	Joe Mills	3	5	.375	4*	4	7	.364
1924-25	RMC	H. Beresford	7	4	.636	3*	9	5	.643
1925-26	RMC	H. Beresford	7	5	.583	3*	8	5	.615
1926-27	RMC	H. Beresford	7	5	.583	4*	7	5	.583
1927-28	RMC	H. Beresford	5	7	.417	t5*	5	7	.417
1928-29	RMC	H. Beresford	10	2	.833	1*	10	2	.833
1929-30	RMC	H. Beresford	11	3	.786	1*	11	6	.647
1930-31	RMC	H. Beresford	8	4	.667	3*	8	7	.533
1931-32	RMC	H. Beresford	9	5	.643	4*	10	7	.588
1932-33	RMC	H. Beresford	7	7	.500	t4*	8	8	.500
1933-34	RMC	Henry R. Iba	7	7	.583	2*	9	8	.529
1934-35	RMC	Earl "Dutch" Clark	3	9	.250	7*	3	9	.250
1935-36	RMC	F. B. Cox	6	8	.429	6*	6	8	.429
1936-37	RMC	F. B. Cox	10	2	.833	2*	10	5	.667
1937-38	MSC	F. B. Cox	10	2	.833	1	15	6	.714
1938-39	MSC	F. B. Cox	10	2	.833	1	14	4	.778
1939-40	MSC	F. B. Cox	11	1	.917	1	17	4	.810
1940-41	MSC	F. B. Cox	7	5	.583	3	10	6	.625
1941-42	MSC	F. B. Cox	11	1	.917	1	16	2	.889
1942-43	MSC	—	No team, Navy using all athletic facilities.						
1943-44	MSC	—	No team, Navy using all athletic facilities.						
1944-45	MSC	F. B. Cox	—	—	—	—	13	3	.813
1945-46	MSC	F. B. Cox	9	3	.750	2	12	6	.500
1946-47	MSC	F. B. Cox	5	7	.417	5	7	11	.389
1947-48	Big 7	F. B. Cox	4	8	.333	t6	7	14	.333
1948-49	Big 7	F. B. Cox	4	8	.333	t5	6	12	.333
1949-50	Big 7	F. B. Cox	6	6	.500	t4	14	8	.636
1950-51	Big 7	H. B. Lee	2	10	.167	7	4	20	.167
1951-52	Big 7	H. B. Lee	4	8	.333	t4	8	16	.333
1952-53	Big 7	H. B. Lee	3	9	.250	7	10	11	.476
1953-54	Big 7	H. B. Lee	10	2	.833	t1	11	11	.500
1954-55	Big 7	H. B. Lee	11	1	.917	1	19	6	.760
1955-56	Big 7	H. B. Lee	7	5	.583	4	11	10	.524
1956-57	Big 7	R. Walseth	5	7	.417	t4	14	9	.609
1957-58	Big 7	R. Walseth	3	9	.250	t6	8	15	.348
1958-59	Big 8	R. Walseth	8	6	.511	t3	14	10	.583
1959-60	Big 8	R. Walseth	9	7	.563	t4	14	10	.583

\*eastern division rank



Frosty Cox



Sox Walseth



HB Lee

## COACHES YEAR-BY-YEAR

Season	Conf.	Coach	Conference				Overall		
			W	L	Pct.	Rk.	W	L	Pct.
1960-61	Big 8	R. Walseth	7	7	.500	4	15	10	.600
1961-62	Big 8	R. Walseth	13	1	.929	1	19	7	.731
1962-63	Big 8	R. Walseth	11	3	.786	1	19	7	.731
1963-64	Big 8	R. Walseth	9	5	.643	2	15	10	.600
1964-65	Big 8	R. Walseth	8	6	.571	15	13	12	.520
1965-66	Big 8	R. Walseth	6	8	.429	15	12	13	.480
1966-67	Big 8	R. Walseth	10	4	.714	12	17	8	.680
1967-68	Big 8	R. Walseth	3	11	.214	17	9	16	.360
1968-69	Big 8	R. Walseth	10	4	.714	1	21	7	.750
1969-70	Big 8	R. Walseth	7	7	.500	13	14	12	.538
1970-71	Big 8	R. Walseth	6	8	.429	15	14	12	.538
1971-72	Big 8	R. Walseth	4	10	.286	7	7	19	.269
1972-73	Big 8	R. Walseth	9	5	.643	12	13	13	.500
1973-74	Big 8	R. Walseth	4	10	.286	6	9	17	.346
1974-75	Big 8	R. Walseth	4	10	.286	17	7	19	.269
1975-76	Big 8	R. Walseth	4	10	.286	7	7	19	.269
1976-77	Big 8	Bill Blair	5	9	.357	6	11	16	.407
1977-78	Big 8	Bill Blair	3	11	.214	8	9	18	.333
1978-79	Big 8	Bill Blair	4	10	.286	8	14	13	.519
1979-80	Big 8	Bill Blair	7	7	.500	14	17	10	.630
1980-81	Big 8	Bill Blair	5	9	.357	6	16	12	.571
1981-82	Big 8	Tom Apke	3	11	.214	8	11	16	.407
1982-83	Big 8	Tom Apke	3	11	.214	8	13	15	.464
1983-84	Big 8	Tom Apke	6	8	.429	14	16	13	.552
1984-85	Big 8	Tom Apke	5	9	.357	15	11	17	.393
1985-86	Big 8	Tom Apke	0	14	.000	8	8	20	.286
1986-87	Big 8	Tom Miller	3	11	.214	8	9	19	.321
1987-88	Big 8	Tom Miller	3	11	.214	8	7	21	.250
1988-89	Big 8	Tom Miller	2	12	.143	8	7	21	.250
1989-90	Big 8	Tom Miller	2	12	.143	8	12	18	.400
1990-91	Big 8	Joe Harrington	5	9	.357	16	19	14	.576
1991-92	Big 8	Joe Harrington	4	10	.286	8	13	15	.464
1992-93	Big 8	Joe Harrington	2	12	.143	8	10	17	.370
1993-94	Big 8	Joe Harrington	2	12	.143	8	10	17	.370
1994-95	Big 8	Joe Harrington	5	9	.357	6	15	13	.536
1995-96	Big 8	TOTAL	3	11	.214	8	9	18	.333
		Joe Harrington	0	3	.000		5	9	.357
		Ricardo Patton	3	8	.273		4	9	.368
1996-97	Big 12	Ricardo Patton	11	5	.688	2	22	10	.688
1997-98	Big 12	Ricardo Patton	7	9	.438	17	13	14	.481
1998-99	Big 12	Ricardo Patton	7	9	.438	17	18	15	.545
1999-00	Big 12	Ricardo Patton	7	9	.438	7	18	14	.563
2000-01	Big 12	Ricardo Patton	5	11	.313	9	15	15	.500
2001-02	Big 12	Ricardo Patton	5	11	.313	9	15	14	.517
2002-03	Big 12	Ricardo Patton	9	7	.563	15	20	12	.625
2003-04	Big 12	Ricardo Patton	10	6	.625	14	18	11	.621
2004-05	Big 12	Ricardo Patton	4	12	.250	11	14	16	.467
2005-06	Big 12	Ricardo Patton	9	7	.563	5	20	10	.667
2006-07	Big 12	Ricardo Patton	3	13	.188	12	7	20	.259
2007-08	Big 12	Jeff Bzdelik	3	13	.188	12	12	20	.375
2008-09	Big 12	Jeff Bzdelik	1	15	.063	12	9	22	.290
2009-10	Big 12	Jeff Bzdelik	6	10	.375	8	15	16	.484
2010-11	Big 12	Tad Boyle	8	8	.500	15	24	14	.632
2011-12	Pac-12	Tad Boyle	11	7	.611	15	24	12	.607
2012-13	Pac-12	Tad Boyle	10	8	.556	5	21	12	.636
2013-14	Pac-12	Tad Boyle	10	8	.556	13	23	12	.657
2014-15	Pac-12	Tad Boyle	7	11	.389	18	16	18	.471
2015-16	Pac-12	Tad Boyle	10	8	.556	5	22	12	.647
2016-17	Pac-12	Tad Boyle	8	10	.444	7	19	15	.559
2017-18	Pac-12	Tad Boyle	8	10	.444	18	17	15	.531
2018-19	Pac-12	Tad Boyle	10	8	.556	14	23	13	.639



Joe Harrington



Tad Boyle



Ricardo Patton



## RECORD BREAKDOWN

### Buff All-Time Win-Loss Breakdown

				Won	Lost	Pct.					Won	Lost	Pct.						
Overall (2530 games) .....				1316	1214	.520	College Basketball Invitational .....				1	1	.500						
at home (1208 games) .....				851	357	.704	Season Openers (116 games) .....				82	34	.707						
on the road (1062 games) .....				352	710	.331	Home Openers (116 games) .....				92	24	.793						
at neutral site (260 games) .....				113	147	.435	Conference Openers (107 games) .....				47	60	.439						
CU Events Center (616 games) .....				441	175	.716	vs. Pac-12 teams (8 games) .....				3	5	.375						
In November (165 games) .....				118	47	.715	vs. Big 12 teams (15 games) .....				2	13	.133						
In December (618 games) .....				360	258	.583	vs. Big Eight teams (49 games) .....				16	33	.327						
In January (669 games) .....				320	349	.478	vs. Rocky Mountain teams (28 games) .....				21	7	.750						
In February (760 games) .....				385	375	.507	vs. Mountain States teams (7 games) .....				6	1	.857						
In March (316 games) .....				138	178	.437	Conference (1394 games) .....				651	743	.467						
Overtime (106 games) .....				51	54	.481	vs. Pac-12, League games only (144 games) .....				74	70	.514						
Mid-Season Tournaments .....				94	91	.508	vs. Big 12, league games only (240 games) .....				95	145	.396						
Big Seven/Eight Holiday Tournament .....				39	57	.406	vs. Big 12, all games (265 games) .....				105	160	.396						
Mile High Classic .....				11	3	.786	vs. Big Eight, league games only (664 games) .....				262	402	.395						
Others .....				35	23	.603	vs. Big Eight, all games (803 games) .....				308	495	.384						
Post-Season Tournaments (119 games, 63 trips) .....				50	69	.420	vs. Rocky Mountain (262 games) .....				159	103	.607						
Pac-12 Postseason Tournaments (8 trips) .....				13	7	.650	vs. Mountain States (84 games) .....				63	21	.750						
Big 12 Postseason Tournament (15 trips) .....				9	15	.375	Exhibition games (54 games) .....				48	6	.889						
Big Eight Postseason Tournament (20 trips) .....				4	20	.167	When the Buffs score 100 points (42 games) .....				40	2	.952						
NCAA Tournament (14 trips) .....				10	16	.385	When the Opponents score 100 points (49 games) .....				3	46	.061						
National Invitation Tournament (11 trips) .....				13	10	.565													
1901-02:	3-1	1913-14:	3-5	1925-26:	8-5	1937-38:	15-6	1949-50:	14-8	1961-62:	19-7	1973-74:	9-17	1985-86:	8-20	1997-98:	13-14	2009-10:	15-16
Home:	1-1	Home:	1-4	Home:	4-2	Home:	10-0	Home:	11-2	Home:	11-0	Home:	6-6	Home:	7-8	Home:	11-5	Home:	13-3
Road:	2-0	Road:	2-1	Road:	4-3	Road:	4-5	Road:	2-4	Road:	6-4	Road:	2-9	Road:	1-11	Road:	2-7	Away:	2-10
Neutral:	0-0	Neutral:	0-0	Neutral:	0-0	Neutral:	1-1	Neutral:	1-2	Neutral:	2-3	Neutral:	1-2	Neutral:	0-1	Neutral:	0-2	Neutral:	0-3
1902-03:	2-4	1914-15:	4-6	1926-27:	7-5	1938-39:	14-4	1950-51:	4-20	1962-63:	19-7	1974-75:	7-19	1986-87:	9-19	1998-99:	18-15	2010-11:	24-14
Home:	1-2	Home:	2-3	Home:	4-1	Home:	8-1	Home:	1-7	Home:	12-0	Home:	7-5	Home:	7-5	Home:	13-3	Home:	18-2
Road:	1-2	Road:	2-3	Road:	3-4	Road:	6-3	Road:	3-10	Road:	4-5	Road:	0-11	Road:	2-13	Road:	2-9	Away:	3-9
Neutral:	0-0	Neutral:	0-0	Neutral:	0-0	Neutral:	0-0	Neutral:	0-3	Neutral:	3-2	Neutral:	0-3	Neutral:	0-1	Neutral:	3-3	Neutral:	3-3
1903-04:	4-3	1915-16:	6-2	1927-28:	5-7	1939-40:	17-4	1951-52:	8-16	1963-64:	15-10	1975-76:	7-19	1987-88:	7-21	1999-00:	18-14	2011-12:	24-12
Home:	1-2	Home:	4-1	Home:	3-4	Home:	8-0	Home:	7-4	Home:	8-3	Home:	4-8	Home:	6-7	Home:	13-3	Home:	14-2
Road:	3-1	Road:	2-1	Road:	2-3	Road:	7-2	Road:	0-10	Road:	6-5	Road:	2-9	Road:	1-12	Road:	2-10	Away:	4-7
Neutral:	0-0	Neutral:	0-0	Neutral:	0-0	Neutral:	2-2	Neutral:	1-2	Neutral:	1-2	Neutral:	1-2	Neutral:	0-2	Neutral:	3-1	Neutral:	6-3
1904-05:	3-2	1916-17:	6-2	1928-29:	10-2	1940-41:	10-6	1952-53:	10-11	1964-65:	13-12	1976-77:	11-16	1988-89:	7-21	2000-01:	15-15	2012-13:	21-12
Home:	0-2	Home:	3-1	Home:	6-0	Home:	7-1	Home:	4-5	Home:	8-2	Home:	9-3	Home:	5-6	Home:	8-7	Home:	12-3
Road:	3-0	Road:	3-1	Road:	4-2	Road:	3-5	Road:	3-5	Road:	2-8	Road:	1-11	Road:	0-12	Road:	6-6	Away:	5-7
Neutral:	0-0	Neutral:	0-0	Neutral:	0-0	Neutral:	0-0	Neutral:	3-1	Neutral:	3-2	Neutral:	1-2	Neutral:	2-3	Neutral:	1-2	Neutral:	4-2
1905-06:	6-5	1917-18:	9-2	1929-30:	11-6	1941-42:	16-2	1953-54:	11-11	1965-66:	12-13	1977-78:	9-18	1989-90:	12-18	2001-02:	15-14	2013-14:	23-12
Home:	3-4	Home:	8-1	Home:	8-0	Home:	6-0	Home:	6-3	Home:	7-4	Home:	7-5	Home:	8-5	Home:	12-4	Home:	16-2
Road:	3-1	Road:	1-1	Road:	3-6	Road:	9-1	Road:	4-4	Road:	3-6	Road:	2-10	Road:	1-9	Road:	2-9	Away:	5-6
Neutral:	0-0	Neutral:	0-0	Neutral:	0-0	Neutral:	1-1	Neutral:	1-4	Neutral:	2-3	Neutral:	0-3	Neutral:	3-4	Neutral:	1-1	Neutral:	2-4
1906-07:	6-4	1918-19:	8-1	1930-31:	8-7	1942-43:	no games	1954-55:	19-6	1966-67:	17-8	1978-79:	14-13	1990-91:	19-14	2002-03:	20-12	2014-15:	16-18
Home:	3-3	Home:	3-0	Home:	4-2			Home:	9-0	Home:	11-0	Home:	11-3	Home:	13-4	Home:	14-1	Home:	12-5
Road:	3-1	Road:	5-1	Road:	4-3			Road:	5-4	Road:	4-7	Road:	1-9	Road:	5-8	Away:	3-9	Away:	2-11
Neutral:	0-0	Neutral:	0-0	Neutral:	0-2			Neutral:	5-2	Neutral:	2-1	Neutral:	2-1	Neutral:	1-2	Neutral:	3-2	Neutral:	2-2
1907-08:	6-6	1919-20:	6-4	1931-32:	10-7	1943-44:	no games	1955-56:	11-10	1967-68:	9-16	1979-80:	17-10	1991-92:	13-15	2003-04:	18-11	2015-16:	22-12
Home:	3-3	Home:	5-2	Home:	4-2			Home:	6-1	Home:	7-4	Home:	13-3	Home:	11-4	Home:	12-3	Home:	16-1
Road:	3-3	Road:	1-2	Road:	5-4			Road:	4-7	Road:	1-10	Road:	4-7	Road:	2-10	Away:	6-7	Away:	4-7
Neutral:	0-0	Neutral:	0-0	Neutral:	1-1			Neutral:	1-2	Neutral:	1-2	Neutral:	0-0	Neutral:	0-1	Neutral:	0-1	Neutral:	2-4
1908-09:	4-3	1920-21:	8-0	1932-33:	8-8	1944-45:	13-3	1956-57:	14-9	1968-69:	21-7	1980-81:	16-12	1992-93:	10-17	2004-05:	14-16	2016-17:	19-15
Home:	3-0	Home:	3-0	Home:	4-5	Home:	7-1	Home:	8-2	Home:	12-0	Home:	12-3	Home:	9-5	Home:	9-6	Home:	13-4
Road:	1-3	Road:	5-0	Road:	4-3	Road:	5-2	Road:	4-6	Road:	6-5	Road:	4-8	Road:	0-10	Away:	4-9	Away:	4-9
Neutral:	0-0	Neutral:	0-0	Neutral:	0-0	Neutral:	1-0	Neutral:	2-1	Neutral:	3-2	Neutral:	0-1	Neutral:	1-2	Neutral:	1-1	Neutral:	2-2
1909-10:	7-5	1921-22:	3-5	1933-34:	9-8	1945-46:	12-6	1957-58:	8-15	1969-70:	14-12	1981-82:	11-16	1993-94:	10-17	2005-06:	20-10	2017-18:	17-15
Home:	2-1	Home:	1-3	Home:	4-2	Home:	6-2	Home:	5-6	Home:	10-1	Home:	9-5	Home:	10-6	Home:	14-2	Home:	12-3
Road:	5-4	Road:	2-2	Road:	5-6	Road:	5-3	Road:	2-7	Road:	2-8	Road:	1-11	Road:	0-10	Away:	4-7	Away:	1-10
Road:	0-0	Neutral:	0-0	Neutral:	0-0	Neutral:	1-1	Neutral:	1-2	Neutral:	2-3	Neutral:	1-0	Neutral:	0-1	Neutral:	2-1	Neutral:	4-2
1910-11:	4-2	1922-23:	1-7	1934-35:	3-9	1946-47:	7-11	1958-59:	14-10	1970-71:	14-12	1982-83:	13-15	1994-95:	15-13	2006-07:	7-20	2018-19:	23-13
Home:	2-1	Home:	0-4	Home:	3-3	Home:	4-4	Home:	8-2	Home:	7-4	Home:	10-5	Home:	9-6	Home:	6-9	Home:	15-2
Road:	2-1	Road:	1-3	Road:	0-6	Road:	3-7	Road:	4-7	Road:	5-7	Road:	3-10	Road:	6-6	Away:	1-10	Away:	5-9
Neutral:	0-0	Neutral:	0-0	Neutral:	0-0	Neutral:	0-0	Neutral:	2-1	Neutral:	2-1	Neutral:	0-0	Neutral:	0-1	Neutral:	0-1	Neutral:	3-2
1911-12:	5-2	1923-24:	4-7	1935-36:	6-8	1947-48:	7-14	1959-60:	14-10	1971-72:	7-19	1983-84:	16-13	1995-96:	9-18	2007-08:	12-20		
Home:	2-1	Home:	3-2	Home:	3-5	Home:	4-4	Home:	8-3	Home:	5-6	Home:	13-2	Home:	8-8	Home:	6-9		
Road:	3-1	Road:	1-5	Road:	3-3	Road:	3-7	Road:	4-6	Road:	1-11	Road:	3-10	Road:	1-9	Away:	3-10		
Neutral:	0-0	Neutral:	0-0	Neutral:	0-0	Neutral:	0-3	Neutral:	2-1	Neutral:	1-2	Neutral:	0-1	Neutral:	0-1	Neutral:	3-1		
1912-13:	7-4	1924-25:	9-5	1936-37:	10-5	1948-49:	6-12	1960-61:	15-10	1972-73:	13-13	1984-85:	11-17	1996-97:	22-10	2008-09:	9-22		
Home:	3-1	Home:	4-3	Home:	6-0	Home:	3-4	Home:	9-2	Home:	9-3	Home:	11-4	Home:	13-1	Home:	8-9		
Road:	4-3	Road:	5-2	Road:	4-3	Road:	2-6	Road:	5-6	Road:	3-8	Road:	0-12	Road:	6-6	Away:	0-10		
Neutral:	0-0	Neutral:	0-0	Neutral:	0-2	Neutral:	1-2	Neutral:	1-2	Neutral:	1-2	Neutral:	0-1	Neutral:	3-3	Neutral:	1-3		

## YEAR-BY-YEAR OFFENSIVE STATS

Year	G	FGM-FGA	Pct.	3FG-FGA	Pct.	FTM-FTA	Pct.	Pts.-Avg.	Reb.-Avg.	Asst.	Stl.	Blk.	TO	PF-DQ
2018-19	36	924-2036	.454	230-711	.323	570-757	.753	2648-73.6	1354-37.6	478	181	107	477	616-12
2017-18	32	810-1839	.440	241-672	.359	446-612	.729	2307-72.1	1200-37.5	409	140	122	451	621-18
2016-17	34	888-1993	.446	250-718	.348	542-770	.704	2568-75.5	1275-37.5	473	172	146	410	632- 9
2015-16	34	865-2038	.418	212-597	.355	491-716	.686	2407-70.8	1142-33.6	357	254	153	375	699-20
2014-15	34	812-1861	.436	179-535	.335	542-760	.713	2345-69.0	1269-37.3	400	194	133	450	614-15
2013-14	35	814-1871	.435	181-569	.318	648-903	.718	2457-70.2	1305-37.3	397	207	115	466	576 -7
2012-13	33	775-1788	.433	178-517	.344	502-732	.686	2230-67.6	1226-37.2	328	230	105	439	525-15
2011-12	36	835-1874	.446	199-572	.348	560-810	.691	2429-67.5	1289-35.8	422	210	117	468	614 -9
2010-11	38	1058-2237	.473	230-618	.372	679-873	.778	3025-79.6	1357-36.0	524	259	111	445	697-14
2009-10	31	773-1634	.473	206-531	.388	561-732	.766	2313-74.6	884-28.5	443	256	70	409	659-18
2008-09	31	675-1486	.454	172-497	.346	429-587	.731	1951-62.9	855-27.6	356	185	50	436	574-14
2007-08	32	716-1587	.451	190-554	.343	375-548	.684	1997-62.4	952-29.8	425	201	138	428	559-15
2006-07	27	662-1576	.420	154-500	.308	389-598	.651	1867-69.1	998-37.0	359	185	117	472	572-13
2005-06	30	834-1920	.434	240-701	.342	397-615	.646	2305-76.8	1127-40.9	497	254	174	420	588- 8
2004-05	30	771-1774	.435	223-632	.353	382-607	.629	2147-71.6	1087-36.2	419	190	158	418	570-19
2003-04	29	758-1635	.464	188-505	.372	447-720	.621	2151-74.2	1122-38.7	403	172	174	423	519-10
2002-03	32	869-1961	.443	159-487	.326	508-759	.669	2405-75.2	1351-42.2	424	196	214	447	567- 5
2001-02	29	834-1842	.453	192-538	.357	452-668	.677	2312-79.7	1249-43.1	508	178	137	425	514-14
2000-01	30	837-1818	.460	186-518	.359	559-783	.714	2419-80.6	1186-39.5	517	227	96	494	653-20
1999-00	32	844-1979	.426	154-454	.339	565-824	.686	2407-75.2	1288-40.2	476	275	116	455	615- 9
1998-99	33	839-2026	.414	218-633	.344	515-775	.665	2411-73.1	1251-37.9	482	281	126	486	634-18
1997-98	27	661-1638	.404	153-442	.346	453-658	.688	1928-71.4	1058-39.2	417	177	109	386	492- 7
1996-97	32	823-1959	.420	147-406	.362	547-803	.681	2340-73.1	1249-39.0	469	258	177	441	644-18
1995-96	27	742-1672	.444	159-429	.371	405-582	.696	2048-75.9	1065-39.4	472	192	130	510	566-22
1994-95	28	808-1767	.457	166-483	.344	445-679	.655	2227-79.5	1026-36.6	472	285	139	461	642-14
1993-94	27	711-1665	.427	88-303	.290	482-731	.659	1992-73.8	1087-40.3	412	202	152	461	533-19
1992-93	27	716-1547	.463	111-337	.329	460-717	.642	1993-73.8	1015-37.6	391	232	159	527	571-27
1991-92	28	726-1637	.443	115-374	.307	427-675	.633	1994-71.2	974-34.8	400	255	132	459	552-19
1990-91	33	996-2117	.470	180-549	.328	545-749	.728	2717-82.3	1211-36.7	561	263	122	483	620-16
1989-90	30	911-1903	.479	147-423	.348	468-685	.683	2437-81.2	1140-38.0	480	165	97	439	666-19
1988-89	28	797-1731	.460	88-303	.290	463-664	.697	2145-76.7	1048-37.4	425	162	94	484	629-27
1987-88	28	722-1637	.441	78-233	.335	409-605	.676	1931-69.0	978-34.9	425	185	80	486	571-13
1986-87	28	678-1432	.473	34-105	.324	386-566	.682	1776-63.4	945-33.8	434	158	85	480	578-16
1985-86	28	791-1575	.502	—	—	443-598	.740	2025-72.3	854-30.5	491	172	68	469	598-19
1984-85	28	771-1649	.468	—	—	475-692	.686	2017-72.0	1051-37.5	522	169	95	440	556-17
1983-84	29	798-1618	.493	—	—	497-703	.707	2093-72.2	1006-34.7	501	248	69	459	541-21
1982-83	28	824-1696	.486	—	—	372-527	.706	2020-72.1	909-32.5	531	265	72	383	543-22
1981-82	27	722-1501	.481	—	—	418-581	.719	1862-69.0	811-30.0	465	177	63	394	536-22
1980-81	28	805-1616	.498	—	—	377-540	.698	1987-71.0	1021-36.5	415	190	98	432	599-25
1979-80	27	746-1546	.483	—	—	431-573	.752	1923-71.2	863-32.0	387	162	46	346	534-26
1978-79	27	720-1506	.478	—	—	376-536	.701	1816-67.3	911-33.7	297	123	74	439	594-31
1977-78	27	732-1634	.448	—	—	400-583	.686	1864-69.0	1009-37.4	386	130	68	536	677-32
1976-77	27	769-1667	.461	—	—	412-567	.727	1930-71.4	965-35.7	460	—	—	—	678-36
1975-76	26	705-1607	.438	—	—	346-492	.703	1756-67.5	947-36.4	341	—	—	—	550-29
1974-75	26	780-1793	.435	—	—	403-570	.707	1963-75.5	1060-40.7	412	—	—	—	597-33
1973-74	26	759-1758	.431	—	—	323-495	.653	1841-70.8	973-37.4	—	—	—	—	512-14
1972-73	26	770-1776	.436	—	—	327-491	.666	1867-71.8	980-37.7	—	—	—	—	551-22
1971-72	26	649-1557	.419	—	—	417-652	.639	1720-66.2	956-36.7	—	—	—	—	482-17
1970-71	26	751-1615	.465	—	—	398-644	.618	1900-73.1	1012-38.9	—	—	—	—	487-14
1969-70	26	751-1736	.433	—	—	484-725	.667	1986-76.6	1089-41.8	—	—	—	—	485-18
1968-69	28	806-1841	.438	—	—	534-827	.646	2146-76.6	1209-43.2	—	—	—	—	507-16
1967-68	25	663-1588	.417	—	—	465-689	.675	1791-71.6	1009-40.4	—	—	—	—	523-19



## YEAR-BY-YEAR OFFENSIVE STATS, CONTINUED

Year	G	FGM-FGA	Pct.	3FG-FGA	Pct.	FTM-FTA	Pct.	Pts.-Avg.	Reb.-Avg.	Ast.	Stl.	Blk.	TO	PF-DQ
1966-67	25	659-1391	.474	—	—	445-658	.676	1763-70.5	957-38.3	—	—	—	—	410- 6
1965-66	25	652-1496	.436	—	—	417-683	.609	1721-68.8	1108-44.3	—	—	—	—	479-18
1964-65	25	614-1484	.414	—	—	450-667	.675	1678-67.1	1128-45.1	—	—	—	—	525-19
1963-64	25	660-1531	.431	—	—	492-705	.698	1812-72.5	1077-43.1	—	—	—	—	526-19
1962-63	26	655-1453	.451	—	—	469-691	.679	1779-68.4	1224-47.1	—	—	—	—	375- 3
1961-62	26	595-1423	.411	—	—	478-697	.686	1668-64.2	1148-44.2	—	—	—	—	413-14
1960-61	25	627-1526	.411	—	—	464-740	.627	1718-68.7	1246-49.8	—	—	—	—	464-12
1959-60	24	515-1349	.382	—	—	453-709	.639	1483-61.8	1121-46.7	—	—	—	—	427- —
1958-59	24	525-1426	.368	—	—	466-692	.673	1516-63.2	1004-41.8	—	—	—	—	477- —
1957-58	23	429-1256	.342	—	—	389-624	.623	1247-54.2	837-36.4	—	—	—	—	470-15
1956-57	23	486-1295	.375	—	—	526-747	.704	1498-65.1	944-41.0	—	—	—	—	471- —
1955-56	21	479-1370	.350	—	—	410-610	.672	1368-65.1	935-44.5	—	—	—	—	363- —
1954-55	25	580-1630	.356	—	—	612-865	.708	1772-70.9	1231-49.2	—	—	—	—	446- —
1953-54	22	479-1415	.339	—	—	504-779	.647	1462-66.5	740-33.6	—	—	—	—	530-32
1952-53	21	440-1416	.311	—	—	538-823	.654	1418-67.5	866-41.2	—	—	—	—	501- —
1951-52	24	479-1673	.287	—	—	399-655	.609	1357-56.6	891-37.1	—	—	—	—	623-42
1950-51	24	454-1563	.290	—	—	295-477	.618	1201-50.0	— —	—	—	—	—	552-34
1949-50	22	426-1450	.294	—	—	395-576	.686	1247-56.7	— —	—	—	—	—	421- —
1948-49	18	309-1068	.289	—	—	239-353	.677	857-47.2	— —	—	—	—	—	346- —
1947-48	21	358- —	—	—	—	289-452	.639	1005-47.9	— —	—	—	—	—	427- —

## YEAR-BY-YEAR DEFENSIVE STATS

Year	G	FGM-FGA	Pct.	3FG-FGA	Pct.	FTM-FTA	Pct.	Pts.-Avg.	Reb.-Avg.	Ast.	Stl.	Blk.	TO	PF-DQ
2018-19	36	878-2070	.424	247-777	.318	426-643	.663	2429-67.5	1128-31.3	378	254	120	437	713-20
2017-18	32	808-1909	.423	265-743	.357	456-649	.703	2337-73.0	1091-34.1	370	235	128	339	595-16
2016-17	34	855-1978	.432	277-754	.367	468-662	.707	2455-72.2	1172-34.5	423	193	131	407	720-18
2015-16	34	865-2038	.418	212-597	.355	491-716	.686	2407-70.8	1142-33.6	357	254	153	375	699-20
2014-15	34	807-1904	.424	249-705	.353	454-645	.704	2317-68.1	1100-32.4	423	236	122	384	671-11
2013-14	35	857-1987	.431	251-706	.356	422-601	.702	2387-68.2	1098-31.4	465	230	118	422	711-24
2012-13	33	769-1918	.401	224-700	.320	336-485	.693	2098-63.6	1119-33.9	360	223	129	426	592-9
2011-12	36	812-2009	.404	229-703	.326	416-642	.648	2269-63.0	1182-32.8	392	227	137	444	642-16
2010-11	38	990-2212	.448	253-696	.364	554-785	.706	2787-73.3	1261-33.2	536	236	125	513	744-15
2009-10	31	786-1702	.462	184-531	.347	543-780	.696	2299-74.2	1116-36.0	412	469	112	208	644-12
2008-09	31	749-1622	.462	190-527	.361	403-605	.666	2091-67.5	1040-33.5	356	188	103	440	585-8
2007-08	32	734-1681	.437	202-574	.352	391-569	.687	2061-64.4	1059-33.1	425	174	92	428	564-7
2006-07	27	739-1583	.467	229-582	.393	456-640	.713	2163-80.1	988-36.6	440	188	89	389	540-14
2005-06	30	735-1753	.419	210-584	.360	427-639	.668	2107-70.2	1106-36.9	434	159	174	420	573- 6
2004-05	30	777-1784	.436	193-602	.321	471-650	.725	2218-73.9	1140-38.0	447	187	89	404	554-13
2003-04	29	734-1762	.417	193-533	.362	193-533	.362	2051-70.8	1027-35.4	370	204	84	376	591-15
2002-03	32	813-2020	.402	216-626	.345	409-598	.684	2251-70.3	1176-36.8	429	105	105	400	635-17
2001-02	29	821-1915	.429	248-649	.382	368-533	.690	2258-77.9	1062-36.6	487	227	104	353	591-18
2000-01	30	759-1780	.426	194-559	.347	538-762	.706	2250-75.0	1040-34.7	456	223	100	488	654-22
1999-00	32	797-1874	.425	211-603	.350	494-720	.686	2299-71.8	1180-36.9	461	217	163	524	686-14
1998-99	33	792-1859	.426	193-554	.348	480-743	.646	2257-68.4	1290-39.1	502	205	137	605	655-21
1997-98	27	732-1605	.456	143-398	.359	363-548	.662	1970-73.0	1004-37.2	435	215	97	407	541-12
1996-97	32	777-1943	.400	173-516	.335	501-766	.654	2228-69.6	1323-41.3	461	225	130	540	655-24
1995-96	27	772-1756	.440	162-465	.348	485-703	.690	2191-81.1	1071-39.7	525	270	79	395	498-18


## YEAR-BY-YEAR DEFENSIVE STATS, CONTINUED

Year	G	FGM-FGA	Pct.	3FG-FGA	Pct.	FTM-FTA	Pct.	Pts.-Avg.	Reb.-Avg.	Ast.	Stl.	Blk.	TO	PF-DQ
1994-95	28	747-1644	.454	182-499	.365	522-783	.667	2198-78.5	1102-39.4	431	214	77	542	631-14
1993-94	27	752-1756	.428	186-517	.360	448-633	.708	2134-79.0	1095-40.6	495	220	97	409	577-18
1992-93	27	726-1641	.442	133-391	.340	449-659	.681	2034-75.3	984-36.4	454	248	94	463	585-17
1991-92	28	731-1590	.460	146-362	.403	428-624	.686	2036-72.7	1039-37.1	436	195	89	535	614-25
1990-91	33	983-2089	.471	186-517	.360	469-678	.692	2622-79.5	1240-37.6	581	226	100	525	653-16
1989-90	30	916-1895	.483	128-302	.424	557-807	.694	2517-83.9	1141-38.0	489	202	74	389	617-13
1988-89	28	881-1746	.505	86-234	.368	505-741	.682	2353-84.0	1037-37.0	501	209	82	404	565-16
1987-88	28	861-1687	.510	86-220	.391	459-661	.694	2267-81.0	1027-36.7	526	216	96	430	557-11
1986-87	28	711-1458	.459	55-156	.353	456-654	.697	1933-69.0	905-32.3	418	233	83	389	519- 8
1985-86	28	846-1685	.502	—	—	543-721	.753	2235-79.8	978-34.9	498	249	81	427	572-16
1984-85	28	878-1743	.504	—	—	387-591	.655	2143-76.5	993-35.5	535	205	91	391	614-27
1983-84	29	871-1793	.486	—	—	362-521	.695	2104-72.6	981-33.8	508	194	74	459	619-30
1982-83	28	823-1666	.494	—	—	386-546	.707	2032-72.6	1026-36.6	485	144	87	494	521-20
1981-82	27	782-1517	.515	—	—	387-552	.701	1951-72.3	930-34.4	482	156	57	462	552-19
1980-81	28	704-1575	.447	—	—	398-601	.662	1806-64.5	916-32.8	374	135	57	456	547-16
1979-80	27	720-1506	.478	—	—	376-536	.701	1816-67.3	911-33.7	297	123	74	439	594-31
1978-79	27	697-1499	.465	—	—	413-616	.670	1807-66.9	931-34.5	324	130	66	443	558-22
1977-78	27	719-1549	.464	—	—	517-754	.686	1955-72.4	972-36.0	415	124	77	505	560-18
1976-77	27	759-1622	.468	—	—	477-711	.671	1995-73.9	1106-41.0	434	—	—	—	554-15
1975-76	26	783-1717	.456	—	—	391-571	.688	1957-75.2	1058-40.6	360	—	—	—	508-20
1974-75	26	900-2031	.443	—	—	478-688	.694	2278-87.6	1299-49.9	428	—	—	—	555-19
1973-74	26	769-1659	.464	—	—	395-539	.733	1933-74.3	1123-43.2	—	—	—	—	507-18
1972-73	26	759-1752	.433	—	—	395-586	.674	1913-73.5	1192-45.8	—	—	—	—	521-25
1971-72	26	744-1661	.449	—	—	419-611	.685	1907-73.3	1065-40.9	—	—	—	—	485-11
1970-71	26	719-1658	.440	—	—	428-623	.687	1886-72.5	1037-39.4	—	—	—	—	516-23
1969-70	26	719-1658	.434	—	—	402-593	.678	1840-70.7	1050-40.3	—	—	—	—	443-15
1968-69	28	782-1812	.432	—	—	433-677	.639	1997-71.3	1241-44.3	—	—	—	—	591-34
1967-68	25	685-1472	.465	—	—	465-683	.681	1835-73.4	1057-42.3	—	—	—	—	500-14
1966-67	25	655-1527	.429	—	—	346-511	.677	1656-66.2	966-38.6	—	—	—	—	498-31
1965-66	25	676-1622	.417	—	—	421-618	.681	1773-70.9	1048-41.9	—	—	—	—	538-19
1964-65	25	614-1585	.387	—	—	424-672	.631	1652-66.1	1096-43.8	—	—	—	—	529-28
1963-64	25	632-1515	.417	—	—	446-673	.663	1710-68.4	1053-42.1	—	—	—	—	527-26
1962-63	26	619-1682	.368	—	—	315-488	.645	1553-59.6	992-38.2	—	—	—	—	482-23
1961-62	26	627-1613	.388	—	—	343-509	.674	1597-61.4	988-38.0	—	—	—	—	504-21
1960-61	25	648-1740	.372	—	—	420-627	.670	1717-68.7	1121-44.8	—	—	—	—	522-28
1959-60	24	552-1460	.378	—	—	373-590	.649	1477-61.5	980-40.8	—	—	—	—	504- —
1958-59	24	512-1409	.363	—	—	435-649	.670	1459-60.8	983-41.0	—	—	—	—	476- —
1957-58	23	501-1261	.397	—	—	404-641	.630	1406-61.1	843-36.7	—	—	—	—	453-14
1956-57	23	497-1325	.375	—	—	511-768	.665	1505-65.4	845-36.7	—	—	—	—	428- —
1955-56	21	496-1394	.356	—	—	382-587	.651	1374-65.4	923-44.0	—	—	—	—	362- —
1954-55	25	527-1528	.345	—	—	514-764	.673	1568-62.7	982-39.3	—	—	—	—	497- —
1953-54	22	484-1362	.355	—	—	521-784	.665	1489-67.7	735-33.4	—	—	—	—	515- —
1952-53	21	488-1398	.349	—	—	482-759	.635	1458-69.4	785-37.4	—	—	—	—	540- —
1951-52	24	538-1636	.328	—	—	422-659	.640	1498-62.4	911-38.0	—	—	—	—	624- —
1950-51	24	499- —	—	—	—	355- —	—	1333-55.7	—	—	—	—	—	469- —
1949-50	22	446-1490	.299	—	—	306-473	.649	1200-54.5	—	—	—	—	—	492- —
1948-49	18	308-1036	.298	—	—	246-385	.639	862-47.8	—	—	—	—	—	303- —
1947-48	21	367- —	—	—	—	311-484	.643	1045-49.8	—	—	—	—	—	413- —




## ANNUAL STATISTICAL LEADERS

Season	Scoring	Avg.	Rebounding	Avg.	FG Percentage	Pct.	FT Percentage	Pct.
1947-48	Bob Rolander .....	9.7	Bob Rolander .....	6.3	Bob Rolander .....	.348	Bob Rolander .....	.653
1948-49	Bob Rolander .....	10.6	Bob Rolander .....	6.0	Bill Ley .....	.321	Bob Rolander .....	.703
1949-50	Kendall Hills .....	12.4	Kendall Hills .....	5.5	Kendall Hills .....	.350	Kendall Hills .....	.802
1950-51	Wayne Tucker .....	12.5	Frank Gompert .....	8.8	Bill Clay .....	.356	Wayne Tucker .....	.711
1951-52	Frank Gompert .....	11.6	Frank Gompert .....	9.0	Art Bunte .....	.342	Frank Gompert .....	.649
1952-53	Art Bunte .....	19.1	Art Bunte .....	8.5	Art Bunte .....	.387	Art Bunte .....	.711
1953-54	Burdette Haldorson .....	16.7	Burdette Haldorson .....	9.0	Burdette Haldorson .....	.459	Bob Jeangerard .....	.752
1954-55	Burdette Haldorson .....	21.0	<b>Burdette Haldorson .....</b>	<b>13.8</b>	Burdette Haldorson .....	.430	Bob Jeangerard .....	.789
1955-56	Jim Ranglos .....	14.8	George Hannah .....	9.9	Jim Ranglos .....	.382	Jim Ranglos .....	.732
1956-57	Dave Mowbray .....	11.9	Leo Hayward .....	6.3	Jim Cadle .....	.386	Jim Cadle .....	.756
1957-58	Gerry Schroeder .....	13.2	Don Walker .....	6.6	Leo Hayward .....	.410	Gerry Schroeder .....	.731
1958-59	Gerry Schroeder .....	13.4	Don Walker .....	8.5	Gerry Schroeder .....	.402	Russ Lind .....	.835
1959-60	Wilky Gilmore .....	13.9	Wilky Gilmore .....	10.6	Frank Javernick .....	.442	Russ Lind .....	.814
1960-61	Roger Voss .....	17.6	Roger Voss .....	10.1	Wilky Gilmore .....	.483	Ken Charlton .....	.772
1961-62	Ken Charlton .....	19.9	Ken Charlton .....	9.5	Jim Davis .....	.502	Ken Charlton .....	.778
1962-63	Ken Charlton .....	19.8	Jim Davis .....	12.7	Milt Mueller .....	.507	Ken Charlton .....	.792
1963-64	Jim Davis .....	18.5	Jim Davis .....	12.7	Bob Joyce .....	.492	Mike Frink .....	.800
1964-65	Pat Frink .....	15.0	Chuck Gardner .....	8.1	Chuck Gardner .....	.485	Pat Frink .....	.746
1965-66	Chuck Gardner .....	20.2	Chuck Gardner .....	9.8	Chuck Gardner .....	.524	Chuck Gardner .....	.650
1966-67	Pat Frink .....	18.3	Bob Bauers .....	7.4	Lynn Baker .....	.525	Lynn Baker .....	.798
1967-68	Pat Frink .....	18.9	Rebich/Coleman .....	6.1	Chuck Williams .....	.439	Chuck Williams .....	.748
1968-69	Cliff Meely .....	23.9	Cliff Meely .....	12.0	Mike Coleman .....	.493	Gordon Tope .....	.842
1969-70	Cliff Meely .....	20.9	Cliff Meely .....	12.7	Jim Creighton .....	.534	Gordon Tope .....	.795
1970-71	<b>Cliff Meely .....</b>	<b>28.0</b>	Cliff Meely .....	11.9	Jim Creighton .....	.531	Cliff Meely .....	.696
1971-72	Jim Creighton .....	17.6	Jim Creighton .....	10.2	Scott Wedman .....	.454	Lee Haven .....	.698
1972-73	Scott Wedman .....	17.7	Scott Wedman .....	9.3	Scott Wedman .....	.483	Scott Wedman .....	.811
1973-74	Scott Wedman .....	19.9	Scott Wedman .....	9.3	Scott Wedman .....	.535	Dave Logan .....	.693
1974-75	Tony Lawrence .....	15.6	Ron Wrigley .....	7.1	Larry Vaculik .....	.475	Tony Lawrence .....	.791
1975-76	Emmett Lewis .....	14.9	Larry Vaculik .....	7.2	Larry Vaculik .....	.505	Greg Mueller .....	.771
1976-77	Emmett Lewis .....	19.6	Larry Vaculik .....	6.6	Larry Vaculik .....	.482	Clayton Bullard .....	.767
1977-78	Larry Vaculik .....	12.9	Larry Vaculik .....	6.9	Larry Vaculik .....	.496	Larry Vaculik .....	.696
1978-79	Emmett Lewis .....	16.9	Brian Johnson .....	7.1	Craig Austin .....	.503	Lewis/Johnson .....	.718
1979-80	Jo Jo Hunter .....	14.9	Brian Johnson .....	7.0	Craig Austin .....	.569	Jo Jo Hunter .....	.856
1980-81	Jo Jo Hunter .....	19.1	Joe Cooper .....	7.1	Joe Cooper .....	.575	Jo Jo Hunter .....	.845
1981-82	Jacques Tuz .....	13.9	Jacques Tuz .....	7.5	Jacques Tuz .....	.530	Jacques Tuz .....	.809
1982-83	Jay Humphries .....	14.3	Vince Kelley .....	9.1	Kevin Cornish .....	.570	<b>Rob Gonzalez .....</b>	<b>.915</b>
1983-84	Jay Humphries .....	15.4	Alex Stivins .....	9.2	Randy Downs .....	.582	Randy Downs .....	.813
1984-85	Randy Downs .....	16.4	Alex Stivins .....	11.7	Randy Downs .....	.549	Randy Downs .....	.805



Gerry Schroeder



Larry Vaculik

## ANNUAL STATISTICAL LEADERS, CONTINUED

Season	Scoring	Avg.	Rebounding	Avg.	FG Percentage	Pct.	FT Percentage	Pct.
1985-86	Matt Bullard.....	12.7	Matt Bullard.....	6.4	Matt Bullard.....	.604	Matt Bullard.....	.818
1986-87	Matt Bullard.....	16.6	Matt Bullard.....	9.3	Matt Bullard.....	.521	Matt Bullard.....	.742
1987-88	Scott Wilke.....	21.5	Scott Wilke.....	8.4	Scott Wilke.....	.539	Brent Vaughan.....	.842
1988-89	Shaun Vandiver.....	18.2	Shaun Vandiver.....	10.5	Shaun Vandiver.....	.540	Brian Molis.....	.909
1989-90	Shaun Vandiver.....	22.3	Shaun Vandiver.....	11.2	Shaun Vandiver.....	.593	Stevie Wise.....	.842
1990-91	Shaun Vandiver.....	21.2	Shaun Vandiver.....	10.0	Shaun Vandiver.....	.582	Billy Law.....	.803
1991-92	Donnie Boyce.....	14.9	Poncho Hodges.....	6.1	Randy Robinson.....	.549	James Hunter.....	.763
1992-93	Donnie Boyce.....	19.1	Poncho Hodges.....	7.5	Ted Allen.....	.547	Poncho Hodges.....	.677
1993-94	Donnie Boyce.....	22.4	Mark Dean.....	9.5	Mark Dean.....	.490	Ted Allen.....	.757
1994-95	Donnie Boyce.....	18.5	Donnie Boyce.....	6.5	Ted Kriza.....	.544	Leroy Carter.....	.717
1995-96	Chauncey Billups.....	17.9	Martice Moore.....	7.6	Martice Moore.....	.490	Chauncey Billups.....	.861
1996-97	Chauncey Billups.....	19.1	Fred Edmonds.....	6.4	Howard Frier.....	.500	Chauncey Billups.....	.854
1997-98	Kenny Price.....	14.5	Charlie Melvin.....	7.6	Charlie Melvin.....	.482	Kenny Price.....	.800
1998-99	Kenny Price.....	14.6	Jamahl Mosley.....	6.6	Ernest Renfroe.....	.483	Jamahl Mosley.....	.780
1999-00	Jaquay Walls.....	17.0	Jaquay Walls.....	7.1	Jamahl Mosley.....	.541	Jaquay Walls.....	.854
2000-01	D.J. Harrison.....	15.2	Jamahl Mosley.....	7.6	Jamahl Mosley.....	.560	Nick Mohr.....	.811
2001-02	David Harrison.....	13.9	Stephane Pelle.....	10.8	<b>David Harrison.....</b>	<b>.638</b>	D.J. Harrison.....	.819
2002-03	Michel Morandais.....	16.9	Stephane Pelle.....	9.3	David Harrison.....	.547	Blair Wilson.....	.803
2003-04	David Harrison.....	17.1	David Harrison.....	8.8	David Harrison.....	.631	Michel Morandais.....	.856
2004-05	Richard Roby.....	16.0	Julius Ashby.....	6.0	Chris Copeland.....	.448	Chris Copeland.....	.814
2005-06	Richard Roby.....	17.0	Richard Roby.....	5.5	Chris Copeland.....	.357	Richard Roby.....	.736
2006-07	Richard Roby.....	17.3	Dominique Coleman.....	6.9	Dominique Coleman.....	.524	Richard Roby.....	.734
2007-08	Richard Roby.....	17.0	Richard Roby.....	6.7	Richard Roby.....	.477	Richard Roby.....	.764
2008-09	Cory Higgins.....	17.4	Cory Higgins.....	5.4	Dwight Thorne II.....	.481	Cory Higgins.....	.830
2009-10	Cory Higgins.....	18.9	Alec Burks.....	5.0	Alec Burks.....	.538	Cory Higgins.....	.833
2010-11	Alec Burks.....	20.5	Andre Roberson.....	7.0	Andre Roberson.....	.580	Levi Knutson.....	.904
2011-12	Carlton Brown.....	12.6	Andre Roberson.....	11.1	Andre Roberson.....	.510	Spencer Dinwiddie.....	.816
2012-13	Spencer Dinwiddie.....	15.3	Andre Roberson.....	11.2	Xavier Johnson.....	.515	Spencer Dinwiddie.....	.825
2013-14	Josh Scott.....	14.7	Josh Scott.....	8.4	Josh Scott.....	.511	Askia Booker.....	.818
2014-15	Askia Booker.....	17.2	Josh Scott.....	8.4	Wesley Gordon.....	.550	Askia Booker.....	.834
2015-16	Josh Scott.....	16.3	Josh Scott.....	18.8	Josh Scott.....	.531	Josh Scott.....	.749
2016-17	Derrick White.....	18.1	George King.....	6.8	Tory Miller.....	.537	Derrick White.....	.813
2017-18	McKinley Wright IV.....	14.2	George King.....	7.8	Tyler Bey.....	.503	George King.....	.782
2018-19	Tyler Bey.....	13.6	Tyler Bey.....	9.9	Tyler Bey.....	.541	Shane Gatling.....	.825

Bold indicates all-time high for that category.



Richard Roby



Martice Moore



# COLORADO BUFFALOES

Season	Assists*	Avg.	Steals +	Total	Blocks +	Total
1976-77	Toney Ellis .....	5.1	Toney Ellis .....	45	Larry Vaculik .....	17
1977-78	Toney Ellis .....	3.2	Toney Ellis .....	29	Dave Netherton .....	30
1978-79	Toney Ellis .....	2.6	Jo Jo Hunter .....	38	Jacques Tuz, Craig Austin .....	14
1979-80	Toney Ellis .....	4.2	Jay Humphries, Joe Cooper .....	41	Joe Cooper .....	57
1980-81	Jay Humphries .....	3.5	Jay Humphries .....	52	Vince Kelley .....	19
1981-82	Jay Humphries .....	4.3	<b>Jay Humphries .....</b>	<b>115</b>	Vince Kelley .....	23
1982-83	Jay Humphries .....	6.2	Jay Humphries .....	101	Alex Stivrins .....	29
1983-84	Jay Humphries .....	6.0	Mike Reid .....	44	Alex Stivrins .....	33
1984-85	Mike Reid .....	5.6	Michael Lee .....	46	Matt Bullard .....	32
1985-86	Mike Reid .....	6.0	Kenny Countryman .....	32	Matt Bullard .....	35
1986-87	Kenny Countryman .....	2.6	Stevie Wise .....	31	Scott Wilke .....	21
1987-88	Stevie Wise .....	2.8	Stevie Wise .....	37	Dan Becker .....	28
1988-89	Reggie Morton .....	3.6	Stevie Wise .....	49	Shaun Vandiver .....	36
1989-90	Reggie Morton .....	4.8	Stevie Wise .....	69	House Guest .....	42
1990-91	Billy Law .....	5.2	Donnie Boyce .....	68	Poncho Hodges .....	73
1991-92	Billy Law .....	5.4	Randy Robinson .....	56	Poncho Hodges .....	58
1992-93	Donnie Boyce .....	3.6	Donnie Boyce .....	59	Ted Allen .....	55
1993-94	Donnie Boyce .....	4.5	Keith Higgins .....	72	Ted Allen .....	53
1994-95	Donnie Boyce .....	4.1	Chauncey Billups .....	42	Martice Moore .....	43
1995-96	Chauncey Billups .....	5.5	Chauncey Billups .....	62	Martice Moore .....	42
1996-97	Chauncey Billups .....	4.8	Howard Frier .....	34	Ronnie DeGray .....	40
1997-98	Howard Frier .....	3.8	Jose Winston .....	53	Carlton Carter .....	39
1998-99	Jaquay Walls .....	3.9	Jose Winston .....	82	Stephane Pelle .....	27
1999-00	Jaquay Walls .....	4.5	Jose Winston .....	44	Stephane Pelle .....	19
2000-01	<b>Jose Winston .....</b>	<b>6.5</b>	Blair Wilson .....	31	David Harrison .....	34
2001-02	James Wright .....	4.9	Blair Wilson .....	38	<b>David Harrison .....</b>	<b>106</b>
2003-03	Michel Morandais .....	3.4	Blair Wilson .....	38	David Harrison .....	85
2003-04	Michel Morandais .....	3.1	Richard Roby .....	48	Chris Copeland .....	36
2004-05	Marcus Hall .....	4.4	Richard Roby .....	62	Chris Copeland .....	32
2005-06	Marcus Hall .....	4.1	Dominique Coleman .....	43	Marcus King-Stockton .....	32
2006-07	Dominique Coleman .....	3.4	Marcus Hall .....	58	Marcus King-Stockton .....	49
2007-08	Marcus Hall .....	4.0	Cory Higgins .....	59	Jermyl Jackson-Wilson .....	20
2008-09	Nate Tomlinson .....	3.0	Cory Higgins .....	60	Shane Harris-Tunks .....	14
2009-10	Nate Tomlinson .....	4.2	Andre Roberson .....	51	Andre Roberson .....	42
2010-11	Alec Burks .....	2.9	Andre Roberson .....	46	Andre Roberson .....	67
2011-12	Nate Tomlinson .....	3.0	Andre Roberson .....	67	Andre Roberson .....	41
2012-13	Spencer Dinwiddie .....	3.0	Askia Booker .....	45	Wesley Gordon .....	41
2013-14	Askia Booker .....	3.3	Askia Booker .....	44	Wesley Gordon .....	47
2014-15	Askia Booker .....	3.2	Dominique Collier .....	38	Wesley Gordon .....	68
2015-16	Dominique Collier .....	2.7	Derrick White .....	42	Derrick White .....	49
2016-17	Derrick White .....	4.4	McKinley Wright IV .....	31	Dallas Walton .....	34
2017-18	McKinley Wright IV .....	5.5	McKinley Wright IV .....	39	Tyler Bey .....	44
2018-19	McKinley Wright IV .....	4.8				

\*Assists kept since 1976-77 season; +Steals & Blocks kept since 1977-78 season.

Season	Three-Pointers#	Total	Three-Point Pct.	Min. (25 att)
1986-87	Jeff Penix .....	13	Jeff Penix .....	481
1987-88	Brian Molis .....	26	Brian Molis .....	413
1988-89	Stevie Wise .....	40	Stevie Wise .....	320
1989-90	Stevie Wise .....	76	Brent Vaughan .....	413
1990-91	Stevie Wise .....	86	James Hunter .....	388
1991-92	Billy Law .....	34	Billy Law .....	351
1992-93	Randy Robinson .....	28	Pete Hefty .....	393
1993-94	Donnie Boyce .....	39	Pete Hefty .....	324
1994-95	Mack Tuck .....	54	Ted Allen .....	467
1995-96	Mack Tuck .....	63	Martice Moore .....	403
1996-97	Chauncey Billups .....	63	Chauncey Billups .....	401
1997-98	Kenny Price .....	90	Kenny Price .....	421
1997-98	<b>Kenny Price .....</b>	<b>95</b>	Kenny Price .....	377
1999-00	Jaquay Walls .....	57	Jaquay Walls .....	388
2000-01	D.J. Harrison .....	48	Justin Harbert .....	417
2001-02	Blair Wilson .....	76	Blair Wilson .....	429
2002-03	Blair Wilson .....	83	Blair Wilson .....	350
2003-04	Blair Wilson .....	75	Blair Wilson .....	395
2004-05	Richard Roby .....	67	Chris Copeland .....	375
2005-06	Richard Roby .....	63	Richard Roby .....	357
2006-07	Xavier Silas .....	44	Xavier Silas .....	383
2007-08	Marcus Hall .....	53	Richard Roby .....	382
2008-09	Dwight Thorne II .....	45	Dwight Thorne II .....	409
2009-10	Marcus Relphorde .....	34	Dwight Thorne II .....	451
2010-11	Levi Knutson .....	81	Levi Knutson .....	474
2011-12	Carlton Brown .....	43	Spencer Dinwiddie .....	438
2012-13	Askia Booker .....	49	Xavier Johnson .....	439
2013-14	Askia Booker and Xavier Johnson .....	37	Xavier Johnson .....	363
2014-15	Askia Booker .....	55	Tre'Shaun Fletcher .....	458
2015-16	George King .....	68	George King .....	456
2016-17	Derrick White .....	57	Derrick White .....	396
2017-18	George King .....	62	Lucas Siewert .....	448
2018-19	Shane Gatling .....	59	Namon Wright .....	382

#Three-point FGs recognized by NCAA in 1986-87; Bold indicates all-time high for that category.



Andre Roberson became the first CU player to lead the team in rebounds, blocks and steals for three-straight seasons.

## CU IN OVERTIME

### Overtime Games

	W	L	Pct.
Single.....	40	46	.465
Double.....	9	5	.643
Triple.....	2	2	.500
Quadruple.....	0	1	.000
Quintuple.....	0	1	.000
<b>Totals.....</b>	<b>51</b>	<b>55</b>	<b>.481</b>

Home OT Record.....	31	23	.574
Away OT Record.....	17	25	.405
Neutral OT Record.....	3	7	.300
<b>Total.....</b>	<b>51</b>	<b>55</b>	<b>.481</b>

### Overtime Games (Pac-12 Conference)

	W	L	Pct.
Arizona.....	1	2	.333
Arizona State.....	1	1	.500
California.....	0	1	.000
Oregon.....	0	1	.000
USC.....	1	0	1.000
Utah.....	1	0	1.000
Washington.....	1	1	.500
Washington State.....	2	1	.667
<b>Totals.....</b>	<b>7</b>	<b>7</b>	<b>.500</b>

### Overtime Games (Non-Conference)

	W	L	Pct.		W	L	Pct.
Air Force.....	1	0	1.000	Oklahoma.....	3	4	.429
Auburn.....	1	0	1.000	Oklahoma State.....	3	6	.333
Baylor.....	1	1	.500	Rice.....	0	1	.000
Cal-Irvine.....	1	0	1.000	St. Louis.....	1	0	1.000
Colorado State.....	2	2	.500	San Diego.....	1	0	1.000
Creighton.....	1	0	1.000	San Francisco.....	0	1	.000
Drake.....	1	0	1.000	Santa Clara.....	1	0	1.000
Duquesne.....	0	1	.000	South Dakota State.....	1	0	1.000
George Mason.....	1	0	1.000	Southern Utah.....	0	1	.000
Hawai'i.....	0	1	.000	Texas.....	0	1	.000
Iowa.....	1	0	1.000	Texas A&M.....	0	1	.000
Iowa State.....	5	6	.454	Texas Southern.....	1	0	1.000
Kansas.....	3	2	.600	Texas Tech.....	1	2	.333
Kansas State.....	1	7	.125	Tulane.....	1	0	1.000
Middle Tennessee State.....	0	1	.000	U.S. International.....	1	0	1.000
Missouri.....	7	5	.583	Virginia Commonwealth.....	0	1	1.000
Montana State.....	0	1	.000	Wisconsin-Milwaukee.....	1	0	1.000
Nebraska.....	1	2	.333	Wyoming.....	1	0	1.000
New Mexico State.....	1	0	1.000	<b>Totals.....</b>	<b>44</b>	<b>48</b>	<b>.478</b>

### OVERTIME RECORDS

#### Most Overtime Games Played

Season — 4, in 1959-60, 1988-89

#### Most Overtime Periods Played

Game — 5, vs. Iowa State in Boulder, Feb. 27, 1960

Season — 10, in 1959-60

#### Most Points Scored In A Period

Player — 15, Jaquay Walls vs. Iowa St. in Boulder, Feb. 19, 2000

Team — 26, George Mason in Boulder, Dec. 2, 1995

#### Most Consecutive Overtime Games Won

6, from Jan. 4, 1972 to Mar. 3, 1976

#### Most Consecutive Overtime Games Lost

6, from Jan. 23, 1982 to Dec. 27, 1984

#### Most Consecutive Overtime Games Played

2, six times, most recently in 2016-17 (at Washington, at Washington State)

### Game-by-Game

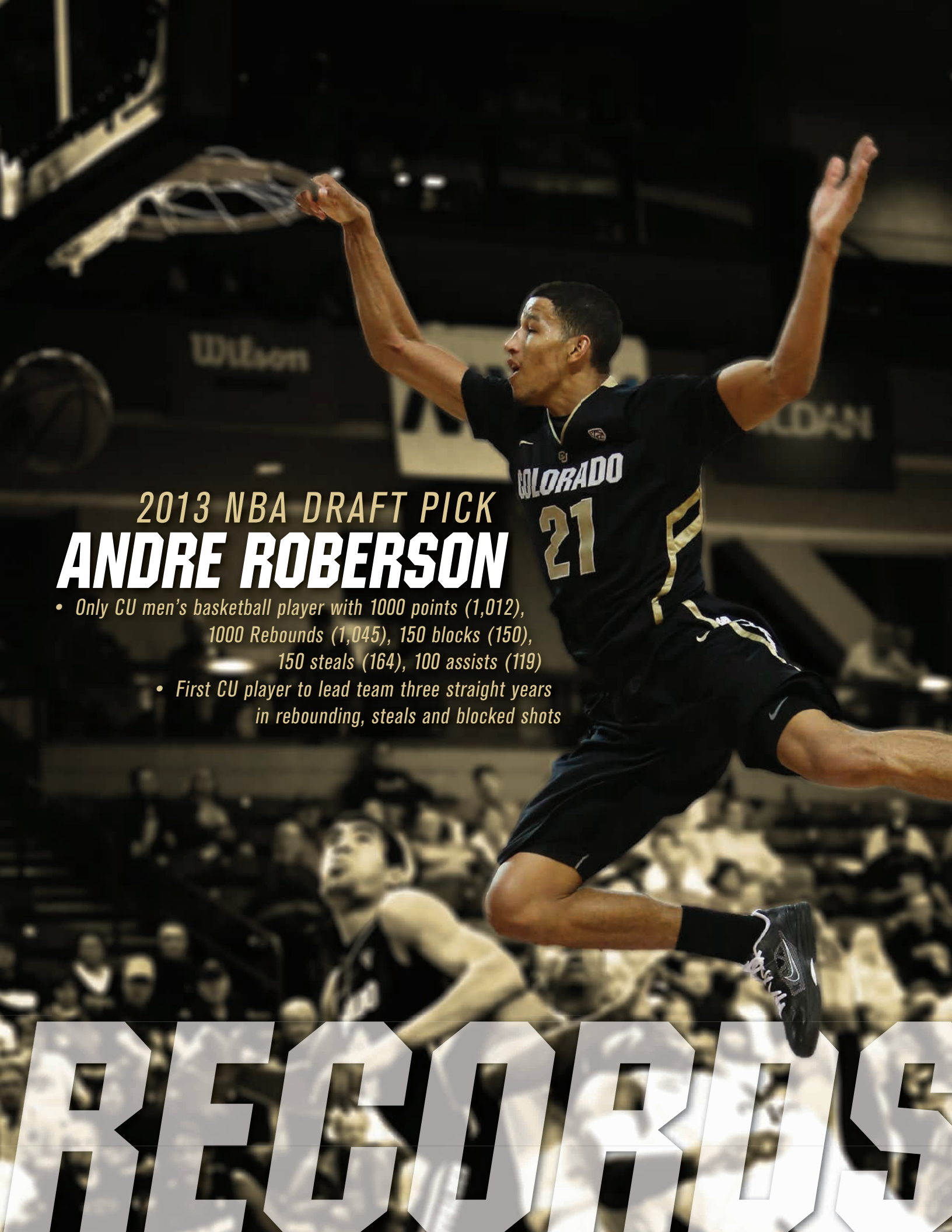
#### No overtimes played 1901-1935

Dec. 22, 1936	vs. Missouri.....	L 32-37
Jan. 2, 1940	at Duquesne.....	L 45-47
Mar. 23, 1940	vs. Rice (Kansas City, Mo.).....	L 56-60
Jan. 27, 1945	at Wyoming.....	W 43-41
Jan. 2, 1947	vs. Kansas.....	W 52-50
Jan. 20, 1947	vs. Kansas.....	W 59-54
Feb. 11, 1948	vs. Oklahoma State.....	L 30-32
Feb. 6, 1950	vs. Kansas.....	W 50-48
Dec. 19, 1950	at Santa Clara.....	W 52-50
Dec. 29, 1950	vs. Iowa State (Kansas City).....	L 54-58
Jan. 20, 1951	at Iowa State.....	W 47-42
Dec. 7, 1951	vs. Colorado State.....	L 58-65 (3ot)
Dec. 27, 1954	vs. Oklahoma (Kansas City).....	L 71-73
Feb. 8, 1958	vs. Missouri.....	L 51-55
Dec. 5, 1958	vs. Washington.....	W 70-63
Dec. 14, 1959	vs. Iowa.....	W 76-68 (2ot)
Jan. 8, 1960	vs. Oklahoma.....	L 62-64 (2ot)
Jan. 16, 1960	vs. Nebraska.....	W 62-57
Feb. 27, 1960	vs. Iowa State.....	L 80-83 (5ot)
Dec. 14, 1960	vs. New Mexico State.....	W 89-87 (2ot)
Jan. 28, 1961	vs. Iowa State.....	W 67-65
Dec. 4, 1961	at Texas Tech.....	L 82-84 (2ot)
Feb. 17, 1964	at Iowa State.....	L 58-60
Mar. 2, 1964	at Kansas.....	L 71-73
Jan. 28, 1965	at Oklahoma State.....	L 55-59 (3ot)
Dec. 20, 1965	at Arizona.....	W 77-73 (3ot)
Feb. 11, 1967	vs. Missouri.....	W 79-75
Feb. 18, 1967	at Kansas State.....	L 53-55
Dec. 13, 1967	vs. Creighton.....	W 67-66
Jan. 15, 1968	vs. Kansas State.....	L 56-57
Feb. 12, 1968	vs. Missouri.....	W 79-76
Feb. 3, 1969	at Missouri.....	W 80-79
Feb. 22, 1969	at Iowa State.....	L 76-80
Jan. 4, 1972	at Tulane.....	W 75-74
Jan. 15, 1973	at Missouri.....	W 81-79

Feb. 3, 1973	at Iowa State.....	W 83-81
Feb. 17, 1973	vs. Missouri.....	W 77-68
Jan. 17, 1975	vs. Oklahoma.....	W 71-69 (2ot)
Mar. 3, 1976	vs. Oklahoma State.....	W 86-83
Jan. 18, 1978	at Missouri.....	L 68-70
Dec. 17, 1979	vs. U.S. International.....	W 63-60
Feb. 6, 1980	at Kansas State.....	L 61-62
Jan. 17, 1981	vs. Kansas State.....	L 62-63
Dec. 19, 1981	vs. Colorado State.....	W 54-53
Jan. 23, 1982	vs. Oklahoma State.....	L 90-95
Feb. 2, 1983	vs. Missouri.....	L 65-68 (2ot)
Feb. 5, 1983	at Oklahoma State.....	L 91-96 (4ot)
Jan. 18, 1984	vs. Oklahoma.....	L 89-100 (2ot)
Jan. 21, 1984	vs. Oklahoma State.....	L 74-76
Dec. 27, 1984	vs. Texas Tech.....	L 75-76
Feb. 27, 1985	vs. Missouri.....	W 88-79
Jan. 18, 1986	vs. Kansas State.....	L 69-77
Dec. 11, 1986	at Colorado State.....	L 64-67
Dec. 11, 1988	vs. St. Louis.....	W 85-76
Dec. 30, 1988	vs. M. Tenn. St. (Portland, Ore.).....	L 105-107
Jan. 11, 1989	at Iowa State.....	L 77-81
Mar. 10, 1989	vs. Oklahoma (Kansas City).....	L 87-95 (2ot)
Mar. 9, 1990	vs. Missouri (Kansas City).....	W 92-89
Jan. 2, 1991	at San Diego.....	W 89-82
Feb. 6, 1991	vs. Missouri.....	L 65-75
Dec. 2, 1991	at Cal-Irvine.....	W 73-70 (2ot)
Feb. 5, 1992	vs. Oklahoma.....	W 70-68
Feb. 10, 1992	at Iowa State.....	L 82-96
Jan. 16, 1993	at Kansas State.....	L 78-83
Dec. 2, 1995	vs. George Mason.....	W 132-117
Jan. 16, 1996	vs. Southern Utah.....	L 80-82
Feb. 7, 1996	at Kansas State.....	W 64-63
Nov. 24, 1996	vs. Drake.....	W 82-80
Nov. 29, 1996	vs. Auburn (Hawai'i).....	W 78-72
Jan. 15, 1997	vs. Oklahoma State.....	W 78-71
Feb. 3, 1998	at Oklahoma State.....	L 74-86

Feb. 11, 1998	vs. Texas Tech.....	W 91-80 (2ot)
Nov. 28, 1999	at Virginia Commonwealth.....	L 78-82
Feb. 19, 2000	vs. Iowa State.....	W 102-90
Dec. 30, 2000	at Wisconsin-Milwaukee.....	W 74-71
Feb. 17, 2001	vs. Nebraska.....	L 82-87
Mar. 8, 2001	vs. Baylor (Kansas City, Mo.).....	L 84-86
Jan. 18, 2003	at Nebraska.....	L 77-80
Feb. 25, 2004	Oklahoma.....	W 94-87
Mar. 17, 2004	at Oregon (NIT).....	L 72-77
Jan. 22, 2005	at Iowa State.....	W 54-52
Jan. 21, 2006	at Oklahoma State.....	W 80-78
Mar. 13, 2008	vs. Baylor (Stillwater, Okla.).....	W 91-84 (2ot)
Nov. 18, 2009	Montana State.....	L 82-85
Jan. 24, 2009	Kansas State.....	L 75-77
Feb. 14, 2009	Texas.....	L 76-85
Nov. 24, 2009	vs. Arizona.....	L 87-97
Feb. 3, 2010	Kansas.....	L 66-72
Nov. 20, 2010	at San Francisco.....	L 81-83
Dec. 8, 2010	Colorado State.....	W 90-83
Feb. 9, 2011	Texas A&M.....	L 70-73
Nov. 23, 2011	at Air Force.....	W 76-73
Nov. 27, 2012	Texas Southern.....	W 85-80 (2ot)
Jan. 3, 2013	at Arizona.....	L 83-92
Feb. 16, 2013	Arizona State.....	L 62-63
Jan. 8, 2014	vs. Washington State (at Spokane).....	W 71-70
Feb. 1, 2014	Utah.....	W 79-75
Mar. 8, 2014	at California.....	L 65-66
Jan. 29, 2015	at USC.....	W 98-94 (3ot)
Mar. 7, 2015	at Washington State.....	L 91-96
Feb. 11, 2016	Washington State.....	W 88-81 (2ot)
Jan. 18, 2017	at Washington.....	L 83-85
Jan. 21, 2017	at Washington State.....	L 89-91
Dec. 15, 2017	South Dakota State.....	W 112-103 (2ot)
Jan. 4, 2018	Arizona State.....	W 90-81
Dec. 23, 2018	at Hawai'i.....	L 62-70



A full-page background image of basketball player Andre Roberson in a black Colorado jersey with the number 21. He is captured mid-air, jumping high with his arms outstretched towards a basketball hoop. The background is a blurred basketball court with spectators and a "Wilson" logo visible on the wall.

## 2013 NBA DRAFT PICK **ANDRE ROBERSON**


- Only CU men's basketball player with 1000 points (1,012), 1000 Rebounds (1,045), 150 blocks (150), 150 steals (164), 100 assists (119)
- First CU player to lead team three straight years in rebounding, steals and blocked shots

# RECORDS

## SCORING

### SINGLE-GAME SCORING BESTS

Pts.	Player	Opponent, Site	Date
47	Cliff Meely	Oklahoma (Boulder)	Feb. 13, 1971
46	Donnie Boyce	at Oklahoma State (Stillwater)	Mar. 5, 1994
44	Cliff Meely	Oklahoma State (Boulder)	Mar. 11, 1971
43	Askia Booker	at USC (Los Angeles)	Jan. 29, 2015
43	Cliff Meely	at Oklahoma (Norman)	Jan. 16, 1971
42	Jaquay Walls	Iowa State (Boulder)	(ot) Feb. 19, 2000
42	Cliff Meely	Iowa State (Boulder)	Jan. 23, 1971
42	Chuck Gardner	Nebraska (Boulder)	Mar. 5, 1966
40	Cliff Meely	at Iowa State (Ames)	(ot) Feb. 22, 1969
39	Jim Creighton	Iowa State (Boulder)	Feb. 14, 1972
39	Chuck Gardner	at Kansas (Lawrence)	Mar. 7, 1967
39	Art Bunte	Oklahoma (Boulder)	Feb. 23, 1953
38	D.J. Harrison	vs. Austin Peay (Alaska Fairbanks)	Nov. 18, 2000
38	Chuck Williams	Iowa State (Boulder)	Feb. 28, 1968
37	Shaun Vandiver	at San Diego	(ot) Jan. 2, 1991
37	Scott Wilke	Loyola-Chicago (Boulder)	Dec. 22, 1987
36	Alec Burks	Missouri (Boulder)	Jan. 8, 2011
36	Emmett Lewis	Missouri (Boulder)	Jan. 19, 1977
36	Pat Frink	Utah (Boulder)	Dec. 5, 1966
35	Derrick White	at Arizona State	Jan. 5, 2017
35	Chauncey Billups	at Nebraska (Lincoln)	Feb. 5, 1997
35	Stevie Wise	at Eastern Michigan	Jan. 2, 1990
35	Shaun Vandiver	North Carolina (Denver)	Dec. 30, 1989
35	Ken Charlton	at Kansas (Lawrence)	Jan. 5, 1963
35	Ken Charlton	at Missouri (Columbia)	Mar. 5, 1962
35	Willy Gilmore	New Mexico State (Boulder)	(ot) Dec. 14, 1960



The late-great Cliff Meely holds Colorado's all-time single-game and single-season scoring records. In only three seasons, Meely tallied the second most double-doubles with 54.

### SINGLE-SEASON SCORING BESTS

Player	Pts.	Season	Player	Pts.	Season
1. Alec Burks	779	2010-11	32. Josh Scott	493	2013-14
2. Cliff Meely	729	1970-71	33. Tyler Bey	488	2018-19
3. Shaun Vandiver	699	1990-91	34. Askia Booker	481	2013-14
4. Shaun Vandiver	668	1989-90	Donnie Boyce	481	1994-95
5. Cliff Meely	667	1968-69	36. Richard Roby	480	2004-05
6. Stevie Wise	655	1990-91	37. Xavier Johnson	473	2016-17
7. Derrick White	615	2016-17	38. Pat Frink	472	1967-68
8. Cory Higgins	610	2010-11	39. Michel Morandais	467	2003-04
9. Scott Wilke	601	1987-88	Kenny Price	467	1998-99
10. Stevie Wise	599	1989-90	41. Chauncey Billups	465	1995-96
11. Cory Higgins	587	2009-10	42. Matt Bullard	464	1986-87
12. Donnie Boyce	582	1993-94	43. Jim Davis	463	1963-64
13. Chauncey Billups	555	1996-97	44. George King	461	2015-16
14. Richard Roby	545	2007-08	45. Scott Wedman	460	1972-73
15. Jaquay Walls	544	1999-00	46. Scott Wedman	459	1973-74
Cliff Meely	544	1969-70	47. Randy Downs	458	1984-85
17. Jo Jo Hunter	535	1980-81	48. McKinley Wright IV	456	2018-19
18. Askia Booker	532	2014-15	D.J. Harrison	456	2000-01
19. Emmett Lewis	529	1976-77	Jim Creighton	456	1971-72
20. Michel Morandais	525	2002-03	51. McKinley Wright IV	454	2017-18
21. Burdette Halderson	524	1954-55	Carlton Brown	454	2011-12
22. Josh Scott	523	2015-16	53. Jamahl Mosley	449	1999-00
23. Donnie Boyce	515	1992-93	Chuck Williams	449	1967-68
24. Ken Charlton	514	1962-63	55. Jay Humphries	448	1983-84
25. Alec Burks	512	2009-10	56. Marcus Hall	447	2007-08
26. Richard Roby	510	2005-06	Scott Wilke	447	1986-87
27. Shaun Vandiver	509	1988-89	58. David Harrison	445	2002-03
28. Chuck Gardner	506	1965-66	59. Levi Knutson	444	2010-11
29. Spencer Dinwiddie	505	2012-13	Mack Tuck	444	1995-96
30. Ken Charlton	498	1961-62	61. Roger Voss	441	1960-61
31. David Harrison	497	2003-04			



Chauncey Billups holds the freshman record averaging 17.9 points per game.



## MOST POINTS SINGLE-SEASON BY A TRANSFER

Player	Season	Points
1) Cliff Meely	1968-69	667
2) Derrick White	2016-17	615
3) D.J. Harrison	2000-2001	456
4) Carlon Brown	*2011-12	454
5) Martice Moore	1995-96	402
6) Jaquay Walls	1998-99	385
7) Josh Fortune	2015-16	351
8) Shane Gatling	2018-19	350
9) Ronnie DeGray	1997-98	329
10) Martice Moore	1996-97	321
11) Joe Cooper	*1980-81	295
12) Namon Wright	2017-18	291
13) D.J. Harrison	2001-02	277
14) Marlon Hughes	1997-98	265
15) Ronnie DeGray	1996-97	216
16) Lamar Harris	2003-04	209
17) Dwight Jones	1998-99	201
18) Lamar Harris	2002-03	151

\*-played only one year

## FRESHMAN SCORING (Points Per Game)

When the NCAA allowed freshman to compete in varsity football and basketball on January 8, 1972, there's only been seven CU men's basketball players to lead the team in scoring their freshman year.

Emmett Lewis: 15.0, 1975-76	David Harrison: 13.9, 2001-02
Matt Bullard: 12.7, 1985-86	Richard Roby: 16.0, 2004-05
Donnie Boyce: 14.9, 1991-92	McKinley Wright IV: 14.2, 2017-18
Chauncey Billups: 17.9, 1995-96	

Three freshman have led CU in scoring all four years:

Emmett Lewis: 15.0, 1975-76	Richard Roby: 16.0, 2004-05
Donnie Boyce: 14.9, 1991-92	

Only 14 players since 1972 have averaged 10 or more points in their freshman year:

Emmett Lewis: 15.0, 1975-76	David Harrison: 13.9, 2001-02
Dave Logan: 12.4, 1972-73	Richard Roby: 16.0, 2004-05
Randy Downs: 11.9, 1982-83	Xavier Silas: 12.0, 2006-07
Matt Bullard: 12.7, 1985-86	Alec Burks: 17.1, 2009-10
Donnie Boyce: 14.9, 1991-92	Spencer Dinwiddie: 10.0, 2011-12
Chauncey Billups: 17.9, 1995-96	Josh Scott: 10.2, 2012-13
Nick Mohr: 10.6, 1998-99	McKinley Wright IV: 14.2, 2017-18

## SCORING RECORDS

**Half:** 31, Donnie Boyce at Oklahoma State, Mar. 5, 1994

Chuck Gardner vs. Nebraska, Mar. 5, 1966

**Game:** 47, Cliff Meely vs. Oklahoma, Feb. 13, 1971

**Season:** 779, Alec Burks, 2010-11

**Career:** 2001, Cory Higgins, 2007-11; Richard Roby, 2004-08

**Conference Half:** 31, Donnie Boyce at Oklahoma State, Mar. 5, 1994

**Conference Season:** 427, Cliff Meely, 1970-71

**Conference Career:** 1,109 Donnie Boyce, 1991-95

**Home Game:** 47, Cliff Meely vs. Oklahoma, Feb. 13, 1971

**Road Game:** 46, Donnie Boyce at Oklahoma State, Mar. 5, 1994

**Neutral Court:** 38, D.J. Harrison vs. Austin Peay at Alaska Fairbanks, Nov. 18, 2000

**Freshman Game:** 33, Chauncey Billups at Colorado State, Dec. 6, 1995

**Sophomore Game:** 40, Cliff Meely at Iowa State, Feb. 22, 1969

**Junior Game:** 46, Donnie Boyce at Oklahoma State, Mar. 5, 1994

**Senior Game:** 47, Cliff Meely vs. Oklahoma, Feb. 13, 1971

**Consecutive Points Scored for Team:** 20, Marcus Hall at Oregon State, Dec. 4, 2004;

Donnie Boyce at Oklahoma State, Mar. 5, 1994

**Consecutive Double-Figures Scoring Games:** 91, Shaun Vandiver, Nov. 25, 1988 to Mar. 27, 1991

**Double Figure Scoring Games/Season:** 33, Shaun Vandiver, 1990-91

**Double Figure Scoring Games/Career:** 95, Josh Scott, 2012-16

### Career Scoring by Position

**Center:** 1,876, Shaun Vandiver, 1989-91

**Forward:** 1,940, Cliff Meely, 1968-71

**Guard:** 2,001, Cory Higgins, 2007-11;

Richard Roby, 2004-08

### Season Scoring by Class

**Senior:** Cliff Meely (1970-71), 729

**Junior:** Shaun Vandiver (1989-90), 668

**Sophomore:** Alec Burks (2010-11), 779

**Freshman:** Alec Burks (2009-10), 512

### Season Scoring by Position

**Center:** 699, Shaun Vandiver, 1990-91

**Forward:** 729, Cliff Meely, 1970-71

**Guard:** 779, Alec Burks, 2010-11

### Scoring Average

**Overall Season:** 28.0, Cliff Meely, 1970-71

**Conference Season:** 30.5, Cliff Meely, 1970-71

**Overall Career:** 24.3, Cliff Meely, 1968-71

**Conference Career:** 24.5, Cliff Meely, 1968-71



Alec Burks set the single-season scoring record with 779 points during his sophomore season at CU.

## SINGLE-SEASON SCORING AVERAGE

Player	Avg.	Season
1. Cliff Meely	28.0	1970-71
2. Cliff Meely	23.8	1968-69
3. Donnie Boyce	22.4	1993-94
4. Shaun Vandiver	22.3	1989-90
5. Scott Wilke	21.5	1987-88
6. Shaun Vandiver	21.2	1990-91
7. Burdette Haldorson	21.0	1954-55
8. Cliff Meely	20.9	1969-70
9. Alec Burks	20.5	2010-11
10. Chuck Gardner	20.2	1965-66
11. Stevie Wise	20.0	1989-90
12. Scott Wedman	20.0	1973-74


## POINTS IN A HALF (EXCLUDING OVERTIME GAMES)

Pts.	Half	Player	Opponent	Date
31 pts. (1st)	46	Donnie Boyce	at Oklahoma State	Mar. 5, 1994
31 pts. (1st)	42	Chuck Gardner	Nebraska	Mar. 5, 1966
28 pts. (2nd)	33	Cory Higgins	Colorado State	Dec. 10, 2008
27 pts. (2nd)	47	Cliff Meely	Oklahoma	Feb. 13, 1971
26 pts. (1st)	37	Scott Wilke	Loyola-Chicago	Dec. 22, 1987
25 pts. (2nd)	35	Derrick White	at Arizona State	Jan. 5, 2017
25 pts. (2nd)	29	Alec Burks	vs. Iowa State (KC)	Mar. 9, 2011
25 pts. (2nd)	34	Jaquay Walls	Oklahoma State	Feb. 10, 1999
25 pts. (1st)	42	Cliff Meely	Iowa State	Jan. 23, 1971
25 pts. (2nd)	43	Cliff Meely	at Oklahoma	Jan. 16, 1971
25 pts. (2nd)	35	Wilky Gilmore	New Mexico State	Dec. 14, 1961

## TOP FRESHMAN SCORING GAMES

Name	Pts.	Opponent	Date
Chauncey Billups	33	at Colorado State	Dec. 6, 1995
Chauncey Billups	31	Northwestern State	Nov. 27, 1995
Emmett Lewis	31	New Mexico	Nov. 29, 1975
McKinley Wright IV	30	South Dakota State	Dec. 15, 2017
Richard Roby	30	*Kansas State	Feb. 26, 2005
Chauncey Billups	30	*at Oklahoma State	Feb. 3, 1996
Chauncey Billups	30	Southern Utah	Jan. 16, 1996
Richard Roby	29	*at Texas Tech	Feb. 2, 2005
Alec Burks	27	*Missouri	Feb. 6, 2010
Chauncey Billups	27	*Missouri	Jan. 29, 1996
Donnie Boyce	27	*Kansas	Jan. 18, 1992
Emmett Lewis	26	*Iowa State	Feb. 21, 1976

\*-conference game



Since 1967-68, there have been three players to average at least 18 points per game in a season, only to finish second overall that year. Chuck Williams in 1967-68 (18.0 ppg.); Stevie Wise did it twice, 1989-90 (20.0) and 1990-91 (19.8).



Cory Higgins became the first player to score over 2,000 points, 500 rebounds, 300 assists, and 150 steals during his four-year collegiate career.

## CAREER SCORING

Player	G	Pts.	Avg.	Seasons	Player	G	Pts.	Avg.	Seasons	Player	G	Pts.	Avg.	Seasons
1. Cory Higgins	132	2001	15.2	2007-11	28. Jim Davis	77	1110	14.4	1961-64	55. Chuck Williams	68	802	11.8	1965-68
2. Richard Roby	119	2001	16.8	2004-08	29. Larry Vaculik	106	1084	10.2	1974-78	56. Dominique Collier	121	789	6.5	2014-18
3. Donnie Boyce	106	1995	18.8	1991-95	30. Austin Dufault	136	1076	7.9	2008-12	57. Levi Knutson	123	787	6.4	2007-11
4. Cliff Meely	80	1940	24.3	1968-71	31. Jim Creighton	78	1032	13.2	1969-72	58. Craig Austin	97	778	8.0	1977-81
5. Shaun Vandiver	91	1876	20.6	1988-91	32. Wilky Gilmore	70	1026	14.7	1959-62	59. Alex Stivrins	56	777	13.9	1983-85
6. Askia Booker	134	1740	13.0	2011-15	33. Chauncey Billups	55	1020	18.5	1995-97	60. Mike Reid	108	771	7.1	1982-86
7. Stevie Wise	119	1727	14.5	1987-91	34. Andre Roberson	105	1012	9.6	2010-13	61. Marcus Relporhe	68	756	11.1	2009-11
8. Josh Scott	124	1709	13.8	2012-16	35. Toney Ellis	108	990	9.2	1976-80	62. Dwight Thorne II	117	750	6.4	2006-10
9. Emmett Lewis	104	1680	16.2	1975-79	36. Randy Robinson	108	980	9.1	1988-9, 90-93	63. Dudley Mitchell	75	748	10.0	1968-71
10. Randy Downs	112	1566	13.9	1982-86	36. Fred Edmonds	91	943	10.4	1993-97	64. D.J. Harrison	56	733	13.1	2000-02
11. Xavier Johnson	127	1463	11.5	2012-15, 16-17	38. Jaquay Walls	55	929	16.9	1998-00	65. Martice Moore	58	723	12.5	1995-97
12. Michel Morandais	116	1428	12.3	2000-04	39. Jo Jo Hunter	54	922	17.1	1979-81	66. Will Smith	123	721	5.9	1996-00
13. Stephane Pelle	123	1367	11.1	1999-03	40. Mack Tuck	64	920	14.4	1993-96	Bob Bauers	75	721	9.6	1964-67
14. Scott Wilke	110	1366	12.4	1984-88	41. McKinley Wright IV	67	910	13.6	2017-	68. Jayson Obazuyaye	116	714	6.3	2002-06
15. Ken Charlton	76	1352	17.8	1960-63	42. Wesley Gordon	131	870	6.6	2013-17	69. Kendall Hills	68	705	10.4	1947-50
16. David Harrison	88	1317	15.0	2001-04	43. Jacques Tuz	104	867	8.3	1978-82	70. Ted Allen	82	701	8.5	1992-95
17. Jay Humphries	112	1306	11.7	1980-84	44. Kenny Price	59	859	14.6	1997-99	71. Mike Coleman	74	700	9.5	1968-70
18. George King	127	1294	10.2	2013-14, 15-18	45. Chris Copeland	113	848	7.5	2002-06	72. Greg Mueller	66	689	10.4	1973-76
19. Alec Burks	68	1291	19.0	2009-11	Gordon Tope	79	848	10.7	1967-70	73. Lynn Baker	75	685	9.1	1963-67
20. Pat Frink	74	1288	17.4	1964-5, 66-68	47. Chuck Gardner	70	845	12.1	1963-66	74. Tyler Bey	68	684	10.1	2017-
21. Blair Wilson	119	1253	10.5	2000-04	48. Michael Lee	103	844	8.2	1984-88	75. Art Bunte	45	678	15.1	1952-53
22. Scott Wedman	75	1251	15.0	1971-74	49. Bob Jeangerard	67	842	12.4	1952-55	76. Rodell Guest	119	677	5.7	1987-91
23. Vince Kelly	112	1180	10.5	1980-84	50. Brian Johnson	106	840	7.9	1977-81	77. Lee Haven	75	676	9.0	1971-74
24. Marcus Hall	120	1178	9.8	2003-06, 07-08	51. Matt Bullard	56	820	14.6	1985-87	78. Nate Tomlinson	129	675	5.2	2008-12
25. Jamahl Mosley	103	1171	11.4	1997-01	52. Dave Logan	58	817	14.1	1972-76	Frank Gompert	69	675	9.8	1950-53
26. Burdette Halderson	77	1125	15.0	1952-55	53. Nick Mohr	100	815	8.1	1998-02	Brian Robinson	93	675	7.3	1985-89
27. Spencer Dinwiddie	86	1115	13.0	2011-14	54. Gerry Schroeder	70	813	11.6	1956-59					



## CAREER SCORING BY POSITION

Centers	Seasons	G	Pts.	Avg.
1. Shaun Vandiver	1988-91	91	1876	20.6
2. Randy Downs	1982-86	112	1566	13.9
3. Scott Wilke	1984-88	110	1366	12.4
4. David Harrison	2001-04	88	1317	15.0
5. Burdette Haldorson	1952-55	75	1125	15.0
6. Jim Davis	1961-64	77	1110	14.4
7. Jim Creighton	1969-72	78	1032	13.2
8. Chuck Gardner	1963-66	70	845	12.1
9. Craig Austin	1977-81	97	778	8.0

Forwards	Seasons	G	Pts.	Avg.
1. Cliff Meely	1968-71	80	1940	24.3
2. Josh Scott	2012-16	124	1709	13.8
3. Xavier Johnson	2012-15, 16-17	127	1463	11.5
4. Stephane Pelle	1999-03	123	1367	11.1
5. Ken Charlton	1960-63	76	1352	17.8
6. George King	2013-14, 15-18	127	1294	10.2
7. Scott Wedman	1971-74	75	1251	15.0
8. Vince Kelly	1980-84	112	1180	10.5
9. Jamahl Mosley	1997-01	103	1171	11.4
10. Larry Vaculik	1974-78	106	1084	10.2
11. Wilky Gilmore	1959-62	70	1026	14.7

Guards	Seasons	G	Pts.	Avg.
1. Cory Higgins	2007-11	132	2001	15.2
Richard Roby	2004-08	119	2001	16.8
3. Donnie Boyce	1991-95	107	1995	18.6
4. Askia Booker	2011-15	134	1740	13.0
5. Stevie Wise	1987-91	119	1727	14.5
6. Emmett Lewis	1975-79	104	1680	16.2
7. Michel Morandais	2000-04	116	1428	12.3
8. Jay Humphries	1980-84	112	1306	11.7
9. Alec Burks	2009-11	68	1291	19.0
10. Pat Frink	1964-5, 66-68	74	1288	17.4

## SEASON SCORING BY POSITION

Centers	Pts.	Season
1. Shaun Vandiver	699	1990-91
2. Shaun Vandiver	668	1989-90
3. Scott Wilke	601	1987-88
4. Burdette Haldorson	524	1954-55
5. Shaun Vandiver	509	1988-89
6. Chuck Gardner	506	1965-66
7. David Harrison	497	2003-04
8. Jim Davis	463	1963-64
9. Randy Downs	458	1984-85
10. David Harrison	445	2002-03

Forwards	Pts.	Season
1. Cliff Meely	729	1970-71
2. Cliff Meely	667	1968-69
3. Cliff Meely	544	1969-70
4. Josh Scott	523	2015-16
5. Ken Charlton	514	1962-63
6. Ken Charlton	498	1961-62
7. Josh Scott	493	2013-14
8. Tyler Bey	488	2018-19
9. Matt Bullard	464	1986-87
10. Scott Wedman	460	1972-73

Guards	Pts.	Season
1. Alec Burks	779	2010-11
2. Stevie Wise	655	1990-91
3. Derrick White	615	2016-17
4. Cory Higgins	610	2010-11
5. Stevie Wise	599	1989-90
6. Cory Higgins	587	2009-10
7. Donnie Boyce	582	1993-94
8. Chauncey Billups	555	1996-97
9. Richard Roby	545	2007-08
10. Jaquay Walls	544	1999-00

## CAREER HIGHEST PPG AVERAGE

Player	Seasons	PPG
1. Cliff Meely	1968-71	24.3
2. Shaun Vandiver	1988-91	20.6
3. Alec Burks	2009-11	19.0
3. Donnie Boyce	1991-95	18.6
4. Chauncey Billups	1995-97	18.5
5. Ken Charlton	1960-63	17.8
6. Pat Frink	1964-5, 66-68	17.4
7. Richard Roby	2004-08	16.8
8. Emmett Lewis	1975-79	16.2
9. Cory Higgins	2007-11	15.2
10. David Harrison	2001-04	15.0
Scott Wedman	1971-74	15.0
Burdette Haldorson	1952-55	15.0

## SEASON SCORING BY CLASS

Seniors	Pts.	Season	Sophomores	Pts.	Season
1. Cliff Meely	729	1970-71	1. Alec Burks	779	2010-11
2. Shaun Vandiver	699	1990-91	2. Cliff Meely	667	1968-69
3. Stevie Wise	655	1990-91	3. Chauncey Billups	555	1996-97
4. Derrick White	615	2016-17	4. Cory Higgins	538	2008-09
5. Cory Higgins	610	2010-11	5. Emmett Lewis	529	1976-77
6. Scott Wilke	601	1987-88	6. Donnie Boyce	515	1992-93
7. Richard Roby	545	2007-08	7. Richard Roby	510	2005-06
8. Jaquay Walls	544	1999-00	8. Shaun Vandiver	509	1988-89
9. Jo Jo Hunter	535	1980-81	9. Spencer Dinwiddie	505	2012-13
10. Askia Booker	532	2014-15	10. Tyler Bey	488	2018-19

Juniors	Pts.	Season	Freshmen	Pts.	Season
1. Shaun Vandiver	668	1989-90	1. Alec Burks	512	2009-10
2. Cory Higgins	587	2009-10	2. Richard Roby	480	2004-05
3. Donnie Boyce	582	1993-94	3. Chauncey Billups	465	1995-96
4. Steve Wise	559	1989-90	4. McKinley Wright IV	454	2017-18
5. Cliff Meely	544	1969-70	5. Donnie Boyce	417	1991-92
6. Michel Morandais	525	2002-03	6. Emmett Lewis	389	1975-76
7. Ken Charlton	498	1961-62	7. David Harrison	375	2001-02
8. David Harrison	497	2003-04	8. Spencer Dinwiddie	360	2011-12
9. Richard Roby	466	2006-07	9. Matt Bullard	356	1985-86
10. Scott Wedman	460	1972-73	10. Randy Downs	322	1982-83



Richard Roby is one of two players in school history to score over 2,000 career points.

## TOP-FIVE CU FRESHMEN

Player	PPG.	Season
1. Chauncey Billups	17.9	1995-96
2. Alec Burks	17.1	2009-10
3. Richard Roby	15.8	2004-05
4. Emmett Lewis	15.0	1975-76
5. Donnie Boyce	14.9	1991-92

## REBOUNDING

### SINGLE-GAME REBOUNDING

31, Burdette Haldorson vs. Oklahoma (at Kansas City), Dec. 29, 1952  
 27, Roger Voss at Missouri, Feb. 4, 1961  
 25, Cliff Meely vs. Oklahoma, Feb. 13, 1971  
 22, Jamahl Mosley vs. Missouri, Jan. 10, 2001  
 22, Jo Jo Hunter vs. Iowa State, Jan. 30, 1980  
 22, Burdette Haldorson vs. Nebraska, Mar. 5, 1955  
 22, Burdette Haldorson vs. Oklahoma, Feb. 11, 1954  
 21, Stephane Pelle vs. Stetson, Nov. 24, 2002  
 21, Cliff Meely vs. Iowa State, Mar. 5, 1970  
 21, Jim Davis vs. Missouri, Jan 13, 1964  
 21, Burdette Haldorson at Oklahoma, Jan 18, 1955  
 20, Andre Roberson vs. Stanford, Jan. 24, 2013  
 20, Andre Roberson at Fresno State, Dec. 12, 2012  
 20, Jamahl Mosley vs. Baylor (Kansas City), Mar. 8, 2001  
 20, Poncho Hodges vs. Centenary, Jan. 6, 1993  
 20, Jim Davis vs. Houston, Feb. 12, 1964  
 20, Jim Davis vs. Iowa State, Feb. 25, 1963  
 20, Frank Gompert vs. Wichita State, Dec. 1, 1951  
 19, Charlie Melvin vs. Texas Tech, Feb. 11, 1998  
 19, Shaun Vandiver vs. Iowa State, Feb. 13, 1990  
 19, Toney Ellis vs. Iowa State, Jan. 30, 1980  
 19, Scott Wedman vs. Nebraska, Feb. 6, 1973  
 19, Cliff Meely at Kansas State, Feb. 26, 1970  
 nine others tied with 19



Stephane Pelle is one of two players in school history with 1,000 points and 1,000 rebounds in a career.



Andre Roberson rewrote the school rebounding lists in only three years as a Buff. During the 2012-13 campaign, Roberson grabbed 20 rebounds in a game, twice.



Wilky Gilmore was the second CU player to average over 10 rebounds a game.

### REBOUNDING AVERAGE

Season: 13.8, Burdette Haldorson, 1954-55  
 Career: 12.1, Cliff Meely, 1968-71

### Career Rebounding by Position

Center: 962, Shaun Vandiver, 1988-91  
 Forward: 1,054, Stephane Pelle, 1999-2003  
 Guard: 644, Donnie Boyce, 1991-95

### Season Rebounding by Position

Center: 346, Burdette Haldorson, 1954-55  
 Forward: 401, Andre Roberson, 2011-12  
 Guard: 247, Alec Burks, 2010-11

### Season Rebounding by Class

Senior: 346, Burdette Haldorson, 1954-55  
 Junior: 347, Andre Roberson, 2012-13  
 Sophomore: 401, Andre Roberson, 2011-12  
 Freshman: 297, Andre Roberson, 2010-11



## CAREER REBOUNDING

Player	Seasons	G	Reb.	Avg.
1. Stephane Pelle	1999-03	123	1054	8.6
2. Andre Roberson	2010-13	105	1045	10.0
3. Josh Scott	2012-16	124	974	7.9
4. Cliff Meely	1968-71	80	971	12.1
5. Shaun Vandiver	1988-91	91	962	10.6
6. Wesley Gordon	2013-17	131	882	6.7
7. Jim Davis	1961-64	77	863	11.2
8. Vince Kelley	1980-84	112	730	6.5
9. Burdette Haldorson	1951-55	75	711	9.5
10. Larry Vaculik	1974-78	106	709	6.7
11. David Harrison	2001-04	88	707	8.0
12. Xavier Johnson	2012-15, 16-17	127	705	5.6
13. Scott Wedman	1971-74	75	684	9.1
14. George King	2013-14, 15-18	127	681	5.4
15. Jamahl Mosley	1997-01	103	679	6.6
16. Ken Charlton	1960-63	76	671	8.8
17. Richard Roby	2004-08	119	659	5.5
18. Jim Creighton	1970-72	78	653	8.4
19. Donnie Boyce	1991-95	106	644	6.1
20. Brian Johnson	1977-81	106	628	5.9
21. Randy Downs	1982-86	112	622	5.6
22. Wilky Gilmore	1959-62	70	591	8.4
23. Alex Stivrins	1983-85	56	583	10.4
24. Scott Wilke	1984-88	110	576	5.2
25. Frank Gompert	1950-53	69	555	8.0

Player	Seasons	G	Reb.	Avg.
26. Rodell Guest	1987-91	119	549	4.6
27. Cory Higgins	2007-11	132	547	4.1
28. Austin Dufault	2008-12	136	529	3.9
29. Tyler Bey	2017-	68	520	7.6
Mike Coleman	1967-70	74	520	7.0
31. Michel Morandais	2000-04	116	497	4.4
32. Don Walker	1956-59	66	492	7.5
33. Chuck Gardner	1963-66	70	486	6.9
34. Askia Booker	2011-15	134	446	3.3
Fred Edmonds	1993-97	91	446	4.9
36. Ted Allen	1992-95	82	443	5.4
37. Charlie Melvin	1995-98	85	441	5.2
38. Matt Bullard	1985-87	56	439	7.8
39. Jacques Tuz	1977-82	104	436	4.2
40. Jermyl Jackson-Wilson	2006-09	90	426	4.7
41. Chris Copeland	2002-06	113	425	3.8
Lamar Harris	2002-04	61	425	4.3
43. Milt Mueller	1960-63	75	424	5.7
44. Glean Eddy	2002-06	120	416	3.5
45. Bob Jeangerard	1952-55	67	413	6.2
46. Martice Moore	1995-97	58	399	6.9
Mark Dean	1991-94	58	399	6.9
48. Alec Burks	2009-11	68	397	5.8
49. Craig Austin	1977-81	97	384	4.0
50. Bob Bauers	1964-67	75	379	5.1

## SINGLE-SEASON REBOUNDING

Player	Reb.	Season
1. Andre Roberson	401	2011-12
2. Tyler Bey	356	2018-19
3. Andre Roberson	347	2012-13
4. Burdette Haldorson	346	1954-55
5. Cliff Meely	337	1968-69
6. Shaun Vandiver	336	1989-90
7. Cliff Meely	332	1969-70
8. Shaun Vandiver	331	1990-91
9. Jim Davis	329	1962-63
10. Jim Davis	318	1963-64
11. Stephane Pelle	314	2001-02
12. Cliff Meely	302	1970-71
13. Stephane Pelle	298	2002-03
14. Andre Roberson	297	2010-11
15. Josh Scott	295	2013-14
Shaun Vandiver	295	1988-89
17. Josh Scott	282	2015-16
18. Alex Stivrins	266	1983-84
19. David Harrison	265	2002-03
20. Jim Creighton	264	1971-72
21. Wesley Gordon	260	2015-16
Matt Bullard	260	1986-87
23. David Harrison	254	2003-04
Rob Gonzalez	254	1982-83
Wilky Gilmore	254	1960-61
26. Roger Voss	252	1960-61
27. George King	251	2017-18
28. Alec Burks	247	2010-11
Lamar Harris	247	2003-04
30. Mark Dean	246	1993-94
31. Chuck Gardner	245	1965-66
32. Scott Wedman	242	1972-73
33. Ken Charlton	238	1961-62
34. Scott Wilke	234	1987-88
35. Wesley Gordon	233	2014-15
36. George King	230	2016-17
37. Jamahl Mosley	229	2000-01
38. Jamahl Mosley	228	1999-00
Scott Wedman	228	1971-72
40. Stephane Pelle	224	2000-01

## SINGLE-SEASON REBOUNDING AVERAGE

Player	Avg.	Season
1. Burdette Haldorson	13.8	1954-55
2. Cliff Meely	12.8	1969-70
3. Jim Davis	12.7	1963-64
Jim Davis	12.7	1962-63
5. Cliff Meely	12.0	1968-69
6. Alex Stivrins	11.7	1984-85
7. Cliff Meely	11.6	1970-71
8. Andre Roberson	11.2	2012-13
Shaun Vandiver	11.2	1989-90
10. Andre Roberson	11.1	2011-12
11. Stephane Pelle	10.8	2001-02
12. Wilky Gilmore	10.6	1959-60
13. Shaun Vandiver	10.5	1988-89
14. Jim Creighton	10.2	1971-72
15. Roger Voss	10.1	1960-61
16. Shaun Vandiver	10.0	1990-91
17. Tyler Bey	9.9	2018-19
18. George Hannah	9.9	1955-56
19. Chuck Gardner	9.8	1965-66
20. Mark Dean	9.5	1993-94
Ken Charlton	9.5	1961-62



Tyler Bey's 356 rebounds in 2018-19 rank second in a single season.



Roger Voss averaged over 10 rebounds a game during the 1960-61 season.



Burdette Haldorson was the first CU player to average a double-double in a season (1954-55).

## CAREER REBOUNDING BY POSITION

Centers	Seasons	G	Reb.	Avg.
1. Shaun Vandiver	1988-91	91	962	12.1
2. Jim Davis	1961-64	77	863	11.2
3. Burdette Haldorson	1952-55	75	711	9.5
4. David Harrison	2001-04	88	707	8.0
5. Jim Creighton	1969-72	78	655	8.4
6. Randy Downs	1982-86	112	622	5.6
7. Scott Wilke	1984-88	110	576	5.2
8. Don Walker	1956-59	66	492	7.5
9. Chuck Gardner	1963-66	70	486	6.9
10. Ted Allen	1992-95	82	443	5.4

Forwards	Seasons	G	Reb.	Avg.
1. Stephane Pelle	1999-03	123	1,054	8.6
2. Andre Roberson	2010-13	105	1,045	10.0
3. Josh Scott	2012-16	124	974	7.9
4. Cliff Meely	1968-71	80	971	12.1
5. Wesley Gordon	2013-17	131	882	6.7
6. Vince Kelley	1980-84	112	730	6.5
7. Larry Vaculik	1974-78	106	709	6.7
8. Xavier Johnson	2012-15, 16-17	127	705	5.6
9. Scott Wedman	1971-74	75	684	9.1
10. George King	2013-14, 15-18	127	681	5.4


Guards	Seasons	G	Reb.	Avg.
1. Richard Roby	2004-08	119	659	5.5
2. Donnie Boyce	1991-95	107	644	6.0
3. Cory Higgins	2007-11	132	547	4.1
4. Michel Morandais	2000-04	116	497	4.3
5. Askia Booker	2011-15	134	446	3.3
6. Glean Eddy	2002-06	120	416	3.5
7. Alec Burks	2009-11	68	397	5.8
8. Blair Wilson	2000-04	119	357	3.0
9. Emmett Lewis	1975-79	104	344	3.3
10. Steve Wise	1987-91	119	328	2.8

## SEASON REBOUNDING BY POSITION

Centers	Reb.	Season
1. Burdette Haldorson	346	1954-55
2. Shaun Vandiver	336	1989-90
3. Shaun Vandiver	331	1990-91
4. Jim Davis	329	1962-63
5. Jim Davis	318	1963-64
6. Shaun Vandiver	295	1988-89
7. David Harrison	265	2002-03
8. Jim Creighton	264	1971-72
9. David Harrison	254	2003-04
10. Roger Voss	252	1960-61

Forwards	Reb.	Season
1. Andre Roberson	401	2011-12
2. Tyler Bey	356	2018-19
3. Andre Roberson	347	2012-13
4. Cliff Meely	337	1968-69
5. Cliff Meely	332	1969-70
6. Alex Stivrins	317	1984-85
7. Stephane Pelle	314	2001-02
8. Cliff Meely	302	1970-71
9. Stephane Pelle	298	2002-03
10. Andre Roberson	297	2010-11

Guards	Reb.	Season
1. Alec Burks	247	2010-11
2. Richard Roby	214	2007-08
3. Xavier Johnson	194	2013-14
4. Dominique Coleman	185	2006-07
5. McKinley Wright IV	173	2018-19
Donnie Boyce	173	1993-94
7. Donnie Boyce	170	1994-95
8. Donnie Boyce	168	1992-93
9. Michel Morandais	166	2003-03
10. Chauncey Billups	165	1995-96



Jim Davis is one of seven players in school history to grab at least 860 career rebounds. Of the seven players, only three, including himself only played three years (Meely, Vandiver).



In his three years at CU, Andre Roberson was second nationally in rebounding during the 2012-13 season, and third nationally in 2011-12. He led the Pac-12 Conference on the glass (all games and conference-only) in each of those two seasons.



## MOST REBOUNDS

**Half:** 21, Burdette Haldorson vs. Oklahoma (at Kansas City), Dec. 29, 1952  
**Game:** 31, Burdette Haldorson vs. Oklahoma (at Kansas City), Dec. 29, 1952  
**Season:** 401, Andre Roberson, 2011-12  
**Career:** 1,054, Stephane Pelle, 1999-2003

**Conference Half:** 16, Roger Voss at Missouri, Feb. 4, 1961  
**Conference Game:** 27, Roger Voss at Missouri, Feb. 4 1961  
**Conference Season:** 201, Burdette Haldorson, 1954-55  
**Conference Career:** 574, Stephane Pelle, 1999-2003

**Home Game:** 25, Cliff Meely vs. Oklahoma, Feb. 13, 1971  
**Road Game:** 27, Roger Voss at Missouri, Feb. 4 1961  
**Neutral Court:** 31, Burdette Haldorson vs. Oklahoma (at Kansas City), Dec. 29, 1952

**Freshman Game:** 15, Andre Roberson vs. Iowa State (at Kansas City);  
 David Harrison vs. Iowa State, Jan. 16, 2002  
**Sophomore Game:** 31, Burdette Haldorson vs. Oklahoma at Kansas City, Dec. 29, 1952  
**Junior Game:** 22, Jo Jo Hunter vs. Iowa State, Jan. 30, 1980;  
 Burdette Haldorson at Oklahoma, Feb 27, 1954  
**Senior Game:** 27, Roger Voss at Missouri, Feb. 4, 1961

**Consecutive Double-Figure Rebounding Games:** 16, Shaun Vandiver, Feb. 13, 1990, to Dec. 23, 1990

**Double Figure Rebounding Games:**

**Season:** 23, Tyler Bey, 2018-19  
**Career:** 59, Shaun Vandiver, 1988-91

**Double-Doubles (Scoring/Rebounding)**

**Season:** 21, Shaun Vandiver, 1989-90  
**Career:** 59, Shaun Vandiver, 1988-91

**Most Offensive Rebounds/Game:** 11, Jermyl Jackson-Wilson vs. Denver, Nov. 10, 2006;  
 Stephane Pelle vs. Nebraska, Feb. 17, 2001

**Most Offensive Rebounds/Season:** 116, Alex Stivrins, 1984-85

**Most Defensive Rebounds/Game:** 17, Andre Roberson vs. Stanford, Jan. 24, 2013

**Most Defensive Rebounds/Season:** 290, Andre Roberson, 2011-12



At the center position, Shaun Vandiver ranks atop the CU list with 962 rebounds.

## QUICKEST FRESHMEN TO 100 REBOUNDS

Name	Season	Gms. To 100	Season Total
Andre Roberson	2010-11	14	297
Richard Fox	1999-2000	14	191
David Harrison	2001-02	15	188
Wesley Gordon	2013-14	15	186
Larry Vaculik	1974-75	15	158
Stephane Pelle	1999-2000	16	218
Matt Bullard	1985-86	16	179
Chauncey Billups	1995-97	17	165
Josh Scott	2012-13	18	178
Donnie Boyce	1991-92	20	146
Tyler Bey	2017-18	21	164
Jeremy Williams	2006-07	22	123
Randy Downs	1982-83	22	121
Richard Roby	2004-05	23	143
Vince Kelley	1980-81	23	105
Evan Battey	2018-19	24	157
McKinley Wright IV	2017-18	24	149
Xavier Johnson	2012-13	24	159
Brian Johnson	1977-78	24	101
Carlton Carter	1998-99	24	146
Austin Dufault	2008-09	25	115
Cory Higgins	2007-08	25	136
Spencer Dinwiddie	2011-12	26	131
Fred Edmonds	1993-94	26	101

## SEASON REBOUNDING BY CLASS

Senior	Reb.	Season	Sophomore	Reb.	Season
1. Burdette Haldorson	346	1954-55	1. Andre Roberson	401	2011-12
2. Shaun Vandiver	331	1990-91	2. Tyler Bey	356	2018-19
3. Jim Davis	318	1963-64	3. Cliff Meely	337	1968-69
4. Alex Stivrins	317	1984-85	4. Josh Scott	295	2013-14
5. Cliff Meely	302	1970-71	5. Shaun Vandiver	295	1988-89
6. Stephane Pelle	298	2002-03	6. David Harrison	265	2002-03
7. Josh Scott	282	2015-16	7. Matt Bullard	260	1986-87
8. Jim Creighton	264	1971-72	8. Wilky Gilmore	254	1959-60
9. Rob Gonzalez	254	1982-83	9. Alec Burks	247	2010-11
10. Roger Voss	252	1960-61	10. Wesley Gordon	233	2014-15
Junior	Reb.	Season	Freshman	Reb.	Season
1. Andre Roberson	347	2012-13	1. Andre Roberson	297	2010-11
2. Shaun Vandiver	336	1989-90	2. Stephane Pelle	218	1999-00
3. Cliff Meely	332	1969-70	3. David Harrison	188	2001-02
4. Jim Davis	329	1962-63	4. Wesley Gordon	186	2013-14
5. Stephane Pelle	314	2001-02	5. Matt Bullard	179	1985-86
6. Wesley Gordon	260	2015-16	6. Chauncey Billups	165	1995-96
7. David Harrison	254	2003-04	7. Tyler Bey	164	2017-18
Wilky Gilmore	254	1960-61	8. Larry Vaculik	158	1974-75
9. Scott Wedman	242	1972-73	9. Evan Battey	157	2018-19
10. Ken Charlton	238	1961-62	10. Alec Burks	150	2009-10

## FIELD GOALS



On Dec. 2, 1995, Chauncey Billups became the first Buff player to record a triple-double (points, assists, rebounds).

### SINGLE GAME FIELD GOALS MADE

19, Cliff Meely vs. Oklahoma State, Mar. 11, 1971  
 18, Cliff Meely vs. Oklahoma, Feb. 13, 1971  
 17, Donnie Boyce at Oklahoma State, Mar. 5, 1994  
 16, Jaquay Walls vs. Iowa State, Feb. 19, 2000  
 16, Scott Wilke vs. Loyola-Chicago, Dec. 22, 1987  
 16, Jim Creighton vs. Iowa State, Feb. 14, 1972  
 16, Cliff Meely vs. Oklahoma, Feb. 10, 1969  
 15, on eight occasions

### SINGLE GAME FIELD GOALS ATTEMPTED

35, Burdette Haldorson vs. Oklahoma, Dec. 29, 1952  
 33, Cliff Meely vs. Iowa State, Jan. 23, 1971  
 32, Donnie Boyce at Kansas, Feb. 26, 1994  
 32, Cliff Meely vs. Oklahoma State, Mar. 11, 1971  
 31, Cliff Meely at Oklahoma, Jan. 16, 1971  
 31, Cliff Meely vs. Oklahoma, Feb. 10, 1969  
 31, Pat Frink at Arizona, Dec. 18, 1967  
 31, Burdette Haldorson vs. Oklahoma, Jan. 17, 1955  
 31, Burdette Haldorson at Nebraska, Feb. 7, 1955  
 30, on four occasions



Rodell Guest made 12 consecutive field goals tying for the most ever at CU.

### Most Field Goals Made

**Half:** 12, Donnie Boyce at Oklahoma State, Mar. 5, 1994;  
 12, Cliff Meely vs. Oklahoma, Feb. 13, 1971  
**Game:** 19, Cliff Meely vs. Oklahoma, Feb. 13, 1971  
**Season:** 282, Cliff Meely, 1968-69  
**Career:** 750, Shaun Vandiver, 1988-91; Cliff Meely, 1968-71

**Conference Half:** 12, Donnie Boyce at Oklahoma State, Mar. 5, 1994;  
 12, Cliff Meely vs. Oklahoma, Feb. 13, 1971

**Conference Game:** 19, Cliff Meely vs. Oklahoma, Feb. 13, 1971

**Conference Season:** 168, Cliff Meely, 1970-71

**Conference Career:** 409, Cliff Meely, 1968-71

**Consecutive FG Made:** 12, Rodell Guest vs. Central Connecticut State and Eastern Michigan, Dec. 7-8, 1990; 12, Shaun Vandiver vs. Illinois State, Dec. 4, 1989

### Most Field Goals Attempted

**Half:** 19, Cliff Meely vs. Iowa State, Jan. 23, 1971 (1st)  
**Game:** 35, Burdette Haldorson vs. Oklahoma (at Kansas City), Dec. 29, 1952  
**Season:** 590, Cliff Meely, 1968-69  
**Career:** 1,648, Donnie Boyce, 1991-95

**Conference Half:** 19, Cliff Meely vs. Iowa State, Jan. 23, 1971 (1st)

**Conference Game:** 35, Burdette Haldorson vs. Oklahoma (at Kansas City), Dec. 29, 1952

**Conference Season:** 330, Cliff Meely, 1970-71

**Conference Career:** 980, Cliff Meely, 1968-71

### Field Goal Percentage

**Game (min. 15 attempts):** .938 (15-16), Shaun Vandiver vs. Illinois State, Dec. 4, 1989  
**Game (Most makes without a miss):** 1.000 (10-of-10), David Harrison vs. Baylor, Jan. 31, 2004  
**Season (min. 100 attempts):** .638, David Harrison, 2002-03  
**Career (Minimum 200 attempts):** .602, David Harrison, 2001-04

**CONSECUTIVE FGS MADE:** Then-sophomore Andre Roberson shot 66.7 percent during the Pac-12 Tournament (20-of-30). Roberson made 11 straight field goal attempts dating back to the game-winning put-back against Oregon in the quarterfinals. His streak tied for the third longest, and just one off the school record of 12 held by teammates House Guest and Shaun Vandiver one year apart. Roberson's 11-straight are the most on the road or at a neutral site. His 6-of-6 performance from the field against Cal, which included two 3-pointers, was a career-best percentage.  
 12—Shaun Vandiver vs. Illinois State in Boulder, Dec. 4, 1989.  
 12—Rodell "House" Guest vs. Central Connecticut State (5) & Eastern Michigan (7) in Boulder, Dec. 7-8, 1990.  
 11—Andre Roberson vs. Oregon (1), California (6) & Arizona (4) in Los Angeles, Mar. 8-10, 2012.  
 11—Jim Creighton vs. Iowa State in Boulder, Feb. 14, 1972.



David Harrison tops the list as CU's single-season and career leader in FG%.



## SINGLE-SEASON FIELD GOALS MADE

Player	FGM	Season
1. Cliff Meely	282	1970-71
2. Shaun Vandiver	278	1990-91
3. Shaun Vandiver	274	1989-90
4. Cliff Meely	271	1968-69
5. Alec Burks	251	2010-11
6. Scott Wilke	241	1987-88
7. Stevie Wise	223	1990-91
8. Emmett Lewis	221	1976-77
9. Jo Jo Hunter	213	1980-81
10. Derrick White	205	2016-17

## SINGLE-SEASON FIELD GOALS ATTEMPTED

Player	FGA	Season
1. Cliff Meely	590	1968-69
2. Cliff Meely	566	1970-71
3. Stevie Wise	541	1990-91
4. Alec Burks	535	2010-11
5. Cliff Meely	482	1969-70
6. Shaun Vandiver	478	1990-91
7. Donnie Boyce	471	1993-94
8. Emmett Lewis	465	1976-77
9. Shaun Vandiver	462	1989-90
10. Cory Higgins	461	2010-11

## CAREER FIELD GOALS MADE

Player	FGM	Seasons
1. Shaun Vandiver	750	1988-91
Cliff Meely	750	1968-71
3. Emmett Lewis	707	1975-79
4. Donnie Boyce	693	1991-95
5. Richard Roby	688	2004-08
6. Cory Higgins	653	2007-11
7. Randy Downs	609	1982-86
8. Josh Scott	600	2012-16
9. Askia Booker	595	2011-15
10. Stevie Wise	589	1987-91

## CAREER FIELD GOALS ATTEMPTED

Player	FGA	Seasons
1. Donnie Boyce	1648	1991-95
2. Cliff Meely	1638	1968-71
3. Richard Roby	1596	2004-08
4. Askia Booker	1551	2011-15
5. Emmett Lewis	1520	1975-79
6. Stevie Wise	1415	1987-91
7. Cory Higgins	1397	2007-11
8. Shaun Vandiver	1307	1988-91
9. Michel Morandais	1169	2000-04
10. Josh Scott	1157	2012-16

## SINGLE-SEASON FIELD GOAL PERCENTAGE


Player	M	A	Pct.	Season
1. David Harrison	139	218	.638	2001-02
2. David Harrison	186	295	.631	2003-04
3. Matt Bullard	142	235	.604	1985-86
4. Shaun Vandiver	274	462	.593	1989-90
5. Shaun Vandiver	278	478	.582	1990-91
Randy Downs	167	287	.582	1983-84
7. Andre Roberson	101	174	.580	2010-11
8. Joe Cooper	126	219	.575	1980-81
9. Jack Magno	62	108	.574	1978-79
Fred McDonald	66	115	.574	1974-75

## CAREER FIELD GOAL PERCENTAGE

Player	FGM	FGA	Pct.	Seasons
1. David Harrison	489	813	.602	2001-04
2. Joe Cooper	126	219	.575	1980-81
3. Shaun Vandiver	750	1307	.574	1988-91
4. Jack Magno	134	235	.570	1978-80
5. Matt Bullard	324	584	.555	1985-87
6. Randy Downs	609	1119	.544	1982-86
7. Mike Coleman	263	486	.541	1967-70
8. Rob Gonzalez	210	391	.537	1981-83
9. Scott Wilke	527	984	.536	1984-88
10. Alex Stivrins	313	591	.530	1983-85




Alec Burks is the last player to make at least 250 field goals in a season (2010-11).



Josh Scott is one of eight Colorado players with at least 600 field goals made.



Shaun Vandiver shares the career field goals made record of 750 with Cliff Meely.



Cliff Meely played only three years as a Buff and ranks among the school's best in a number of categories.



## THREE-POINT FIELD GOALS

### ALL-TIME SINGLE-GAME THREE-POINT FIELD GOALS MADE

9, Kenny Price vs. Texas (Kansas City), Mar. 5, 1999  
 8, Kenny Price at Texas, Feb. 28, 1998  
 7, **Shane Gatling at UCLA, Feb. 6, 2019**  
 7, Richard Roby vs. Kansas State, Feb. 26, 2005  
 7, Richard Roby at Texas Tech, Feb. 2, 2005  
 7, Blair Wilson vs. Kansas State, Feb. 7, 2004  
 7, D.J. Harrison vs. Nebraska, Feb. 5, 2002  
 7, Blair Wilson vs. Kansas State, Jan. 1, 2002  
 7, Jaquay Walls vs. Iowa State, Feb. 19, 2000  
 7, Chauncey Billups at Nebraska, Feb. 5, 1997  
 7, Mack Tuck at New Mexico, Mar. 15, 1995  
 7, Donnie Boyce at Oklahoma State, Mar. 5, 1994  
 7, Stevie Wise at Eastern Michigan, Jan. 2, 1990  
 7, Reggie Morton at Nebraska, Feb. 28, 1990  
 7, Stevie Wise vs. Wisconsin-Green Bay, Dec. 4, 1990  
 7, Stevie Wise vs. North Carolina, Dec. 20, 1989

### ALL-TIME SINGLE-GAME THREE-POINT FIELD GOALS ATTEMPTED

16, Kenny Price vs. Kansas State, Feb. 27, 1999  
 15, Kenny Price at Texas, Feb. 28, 1998  
 15, Mack Tuck at New Mexico, Mar. 15, 1995  
 14, Kenny Price vs. Kansas, Feb. 7, 1999  
 14, Kenny Price at Nebraska, Jan. 23, 1999  
 14, Stevie Wise vs. Oklahoma, Jan. 6, 1999  
 14, Leroy Carter vs. New Mexico, Mar. 15, 1995  
 14, Stevie Wise vs. Kansas, Feb. 20, 1991  
 14, Stevie Wise vs. Wisconsin-Green Bay, Dec. 4, 1990  
 14, Stevie Wise vs. North Carolina, Dec. 20, 1989  
 13, on three occasions



Kenny Price holds the top two all-time single-season three-point shooting performances (game & season) in CU history.

### Most Three-Point Field Goals Made

**Half:** 6, Blair Wilson vs. Kansas State, Feb. 7, 2004 (1st); Kenny Price vs. Texas at Kansas City, Mar. 5, 1999 (1st); Chauncey Billups vs. Kansas, Jan. 26, 1997 (2nd)  
**Game:** 9, Kenny Price vs. Texas (Kansas City), Mar. 5, 1999  
**Season:** 87, Kenny Price, 1998-99  
**Career:** 257, Blair Wilson, 2000-04

**Conference Half:** 6, Blair Wilson vs. Kansas State, Feb. 7, 2004 (1st); Chauncey Billups vs. Kansas, Jan. 26, 1997 (2nd)

**Conference Game:** 8, Kenny Price at Texas, Feb. 28, 1998

**Conference Season:** 58, Kenny Price, 1997-98

**Conference Career:** 145, Blair Wilson 2000-04

**Consecutive Three-Point FG Made:** 6, **Shane Gatling at UCLA, Feb. 6, 2019**; Blair Wilson vs. Kansas State, Feb. 7, 2004; Kenny Price vs. Texas (Kansas City), Mar. 5, 1999; Stevie Wise vs. North Carolina at Denver, Dec. 20, 1989

### Most Three-Point Field Goals Attempted

**Half:** 10, Kenny Price vs. Kansas State, Feb. 28, 1999  
**Game:** 16, Kenny Price vs. Kansas State, Feb. 28, 1999  
**Season:** 271, Stevie Wise, 1990-91  
**Career:** 670, Stevie Wise, 1987-91

**Conference Half:** 10, Kenny Price vs. Kansas State, Feb. 28, 1999

**Conference Game:** 16, Kenny Price vs. Kansas State, Feb. 28, 1999

**Conference Season:** 148, Kenny Price, 1997-98

**Conference Career:** 302, Stevie Wise, 1987-91

### Three-Point Field Goal Percentage

**Game (min. 7 attempts):** .857 (six of seven), Dominique Collier at Washington, Jan. 20, 2016; Kenny Price vs. Georgia, Dec. 9, 1997  
**Game (most makes without a miss):** 1.000 (six-of-six), Blair Wilson vs. Kansas State, Feb. 7, 2004  
**Season (Minimum 100 attempts):** .474, Levi Knutson, 2010-11  
**Career (Minimum 200 attempts):** .406 Mack Tuck, 1993-96



Blair Wilson is the school's all-time leader in 3-pointers made and attempts.



Shane Gatling hit seven 3-pointers at UCLA on Feb. 6, 2019.

### SINGLE-SEASON THREE-POINT FIELD GOALS MADE

Player	3FGM	Season
1. Kenny Price	97	1998-99
2. Kenny Price	90	1997-98
3. Stevie Wise	86	1990-91
4. Blair Wilson	83	2002-03
5. Levi Knutson	81	2010-11
6. Blair Wilson	76	2001-02
Stevie Wise	76	1989-90
8. Blair Wilson	75	2003-04
Chauncey Billups	75	1996-97
10. George King	68	2015-16

### SINGLE-SEASON THREE-POINT FIELD GOALS ATTEMPTED

Player	3FGA	Season
1. Stevie Wise	271	1990-91
2. Kenny Price	257	1998-99
3. Blair Wilson	237	2002-03
4. Stevie Wise	223	1989-90
5. Kenny Price	214	1997-98
6. Blair Wilson	190	2003-04
7. Chauncey Billups	187	1996-97
8. <b>Shane Gatling</b>	<b>185</b>	<b>2018-19</b>
9. Richard Roby	179	2004-05
10. Richard Roby	177	2005-06
Blair Wilson	177	2001-02



## SINGLE-SEASON THREE-POINT FIELD

Goal PERCENTAGE (min. 100 attempts)

Player	3PM	3FA	Pct.	Season
1. Levi Knutson	81	171	.474	2010-11
2. George King	68	149	.456	2015-16
3. Mack Tuck	54	120	.450	1994-95
4. Blair Wilson	76	177	.429	2001-02
5. Kenny Price	90	214	.421	1997-98
6. Chauncey Billups	75	187	.401	1996-97
7. Mack Tuck	63	159	.396	1995-96
8. Derrick White	57	144	.396	2016-17
9. Blair Wilson	75	190	.395	2003-04
10. Marcus Relphorde	88	113	.394	2010-11

## CAREER THREE-POINT FG MADE

Player	3FGM	Seasons
1. Blair Wilson	257	2000-04
2. Richard Roby	214	2004-08
Stevie Wise	214	1987-91
4. Kenny Price	187	1997-99
5. George King	181	2013-14, 15-18
6. Askia Booker	170	2011-15
7. Marcus Hall	152	2003-06, 07-08
8. Xavier Johnson	130	2012-15, 16-17
9. Levi Knutson	129	2007-11
Donnie Boyce	129	1991-95

## CAREER THREE-POINT FG ATTEMPTED

Player	3FGA	Seasons
1. Blair Wilson	679	2000-04
2. Stevie Wise	670	1987-91
3. Richard Roby	617	2004-08
4. Askia Booker	538	2011-15
5. Kenny Price	471	1997-99
6. George King	451	2013-14, 15-18
7. Marcus Hall	430	2003-06, 07-08
8. Donnie Boyce	419	1991-95
9. Cory Higgins	360	2007-11
10. Nick Mohr	349	1998-02

## CAREER THREE-POINT FIELD GOAL

PERCENTAGE (min. 160 attempts)

Player	3PM	3FA	Pct.	Seasons
1. Mack Tuck	126	310	.406	1993-96
2. George King	181	451	.401	2013-14, 15-18
3. Kenny Price	187	471	.397	1997-99
4. Levi Knutson	129	328	.393	2007-11
5. Spencer Dinwiddie	115	298	.386	2011-14
6. Xavier Johnson	130	340	.382	2012-15, 16-17
7. Chauncey Billups	120	314	.382	1995-97
8. Dwight Jones	76	200	.380	1997-99
9. Blair Wilson	257	679	.379	2000-04
10. Martice Moore	65	173	.376	1995-97



In his final year with the Buffs, Levi Knutson played his best season becoming the single-season 3-Point FG percentage leader and making 81 treys.



George King is second in career 3-point shooting at 40.1 percent.

## FREE THROWS

### SINGLE GAME FREE THROWS MADE

19, Ken Charlton at Missouri, Mar. 5, 1962  
18, Jaquay Walls vs. Oklahoma St., Feb. 10, 1999  
16, Chauncey Billups vs. Oklahoma, Feb. 17, 1996  
16, Poncho Hodges vs. Oklahoma, Feb. 20, 1993  
16, Jo Jo Hunter vs. Iowa State, Jan. 30, 1980  
15, on eight occasions

### SINGLE GAME FREE THROWS ATTEMPTED

22, Ken Charlton at Missouri, Mar. 5, 1962  
22, Wilky Gilmore vs. Oklahoma, Jan. 8, 1960  
21, Wilky Gilmore at Arizona, Dec. 2, 1960  
20, Jaquay Walls vs. Oklahoma St., Feb. 10, 1999  
20, Chauncey Billups at Missouri, Jan. 7, 1997  
20, Donnie Boyce at Oklahoma, Feb. 12, 1994  
20, Poncho Hodges vs. Oklahoma, Feb. 20, 1993  
20, Billy Law vs. Towson State, Nov. 25, 1991  
20, Chuck Gardner vs. Kansas State (Kansas City),  
Dec. 29, 1965  
19, on four occasions

### Most Free Throws Made

**Half:** 11, Derrick White at Arizona State, Jan. 5, 2017 (2nd);  
Alec Burks vs. Iowa State (KC), Mar. 9, 2011 (2nd);  
Jaquay Walls vs. Oklahoma State, Feb. 10, 1999 (2nd)  
**Game:** 19, Ken Charlton at Missouri, Mar. 5, 1962  
**Season:** 249, Alec Burks, 2010-11  
**Career:** 570, Cory Higgins, 2007-11

**Conference Half:** 11, Derrick White at Arizona State, Jan. 5, 2017 (2nd);  
Jaquay Walls vs. Oklahoma State, Feb. 10, 1999 (2nd)

**Conference Game:** 19, Ken Charlton at Missouri, Mar. 5, 1962

**Conference Season:** 114, Chauncey Billups, 1996-97

**Conference Career:** 282, Donnie Boyce, 1991-95; 281, Cory Higgins, 2007-11

### Consecutive Free Throws Made

45: Cory Higgins, Dec. 10, 2008-Jan. 14, 2009 (9 games); Big 12 Record  
39: Rob Gonzalez, Jan. 10-Feb. 26, 1983 (13 games)  
37: Randy Downs, Feb. 2-Dec. 5, 1983 (14 games)  
33: Spencer Dinwiddie, Feb. 7-21, 2013 (5 games)  
33: Jo Jo Hunter, Feb. 9-Dec. 3, 1980 (8 games)  
29: Michel Morandais, Jan. 31-Feb. 21, 2004 (6 games)  
29: Bob Joyce, Dec. 16-28, 1963 (5 games)

### Most Free Throws Attempted

**Half:** 18, Billy Law vs. Towson State, Nov. 25, 1991 (2nd)  
**Game:** 22, Ken Charlton at Missouri, Mar. 5, 1962; Wilky Gilmore vs. Oklahoma, Jan. 8, 1960  
**Season:** 302, Alec Burks, 2010-11; **Career:** 721, Donnie Boyce, 1991-95


**Conference Half:** 13, Ken Charlton at Missouri, Mar. 5, 1962 (1st)

**Conference Game:** 22, Ken Charlton at Missouri, Mar. 5, 1962; Wilky Gilmore vs. Oklahoma, Jan. 8, 1960

**Conf. Season:** 140, Donnie Boyce, 1993-94

### Free Throw Percentage (min. 12)


**Game:** 1.000 (16-of-16), Chauncey Billups vs. Oklahoma, Feb. 17, 1996; (16-16), Jo Jo Hunter vs.  
Iowa State, Jan. 20, 1980; (14-14), Spencer Dinwiddie vs. Arizona State, Feb. 16, 2013; (12-12), Derrick  
White at Arizona State, Jan. 5, 2017; (12-12), Cory Higgins vs. Kansas, Jan. 17, 2009; (12-12), Cory  
Higgins vs. Coppin State, Dec. 28, 2008; (12-12) Jim Davis vs. Arizona, Dec. 9, 1961  
**Season (Minimum 50 attempts):** .915 Rob Gonzalez, 1982-83  
**Career (Minimum 100 attempts):** .867, Rob Gonzalez, 1981-83



Rob Gonzalez holds the CU best mark for free throw percentage in a single-season and career.



Cory Higgins holds the career school record for free throws made with 570.



In three seasons, Wilky Gilmore scored 1,026 points and grabbed 591 rebounds from 1959-62.



## SINGLE-SEASON FREE THROWS MADE

Player	FT	Season
1. Alec Burks	249	2010-11
2. Spencer Dinwiddie	198	2012-13
3. Ken Charlton	194	1962-63
4. Chauncey Billups	176	1996-97
5. Josh Scott	175	2013-14
6. Cory Higgins	174	2010-11
7. Ken Charlton	172	1961-62
8. Cory Higgins	169	2009-10
9. Donnie Boyce	165	1993-94
Cliff Meely	165	1970-71

## CAREER FREE THROWS MADE

Player	FT	Seasons
1. Cory Higgins	570	2007-11
2. Josh Scott	504	2012-16
3. Donnie Boyce	480	1991-95
4. Ken Charlton	454	1960-63
5. Cliff Meely	440	1968-71
6. Spencer Dinwiddie	420	2011-14
7. Richard Roby	411	2004-08
8. Alec Burks	398	2009-11
9. Askia Booker	380	2011-15
10. Stephane Pelle	375	1999-03

## SINGLE-SEASON FREE THROWS ATT.

Player	FTA	Season
1. Alec Burks	302	2010-11
2. Ken Charlton	245	1962-63
3. Spencer Dinwiddie	240	2012-13
4. Cliff Meely	237	1970-71
Chuck Gardner	237	1965-66
6. Donnie Boyce	233	1993-94
7. David Harrison	232	2003-04
8. Cliff Meely	224	1969-70
9. Jim Creighton	222	1971-72
10. Ken Charlton	221	1961-62

## CAREER FREE THROWS ATTEMPTED

Player	FT	Seasons
1. Donnie Boyce	721	1991-95
2. Cory Higgins	691	2007-11
3. Cliff Meely	669	1968-71
4. Josh Scott	655	2012-16
5. David Harrison	613	2001-04
6. Ken Charlton	580	1960-63
7. Richard Roby	554	2004-08
8. Spencer Dinwiddie	506	2011-14
9. Xavier Johnson	499	2012-15,
16-17		
Shaun Vandiver	499	1988-91

## SINGLE-SEASON FREE-THROW PERCENTAGE (min. 145 attempts)

Player	FT	FTA	Pct.	Season
1. Cory Higgins	174	201	.866	2010-11
2. Chauncey Billups	130	151	.861	1995-96
3. Chauncey Billups	176	206	.854	1996-97
4. Stevie Wise	133	158	.842	1989-90
Gordon Tope	133	158	.842	1968-69
6. Askia Booker	131	157	.834	2014-15
7. Cory Higgins	169	203	.833	2009-10
8. Cory Higgins	176	212	.830	2008-09
9. Spencer Dinwiddie	198	240	.825	2012-13
Alec Burks	249	302	.825	2010-11

## CAREER FREE THROW PERCENTAGE (min. 145 attempts)

Player	FT	FTA	Pct.	Seasons
1. Chauncey Billups	306	357	.857	1995-97
2. Jo Jo Hunter	186	219	.849	1979-81
3. Spencer Dinwiddie	420	506	.830	2011-14
4. Cory Higgins	570	691	.825	2007-11
5. Russ Lind	158	194	.814	1957-60
6. Derrick White	148	182	.813	2016-17
7. Dwight Thorne	159	196	.811	2006-10
8. Alec Burks	398	495	.804	2009-11
9. Gordon Tope	282	351	.803	1967-70
10. Blair Wilson	170	214	.794	2000-04



Alec Burks holds the school record for single-season free throws made (249) and attempts (302).



Jaquay Walls is one of three players (Alec Burks, Derrick White) to make 11 free throws in one half.



Billy Law holds the school record for free throw attempts in a half (18).

## ASSISTS


### SINGLE-GAME ASSISTS

15, Jose Winston vs. Coppin State, Jan. 2, 2001  
 14, Mike Reid vs. Missouri, Mar. 1, 1986  
 14, Jay Humphries at Oklahoma, Jan. 23, 1983  
 13, Jose Winston vs. Elon College, Nov. 20, 1998  
 13, Toney Ellis vs. Iowa State, Jan. 8, 1977  
 12, Askia Booker at UCLA, Feb. 13, 2014  
 12, Jay Humphries vs. Oklahoma, Feb. 26, 1983  
 11, McKinley Wright IV vs. Colorado State, Dec. 1, 2018  
 11, McKinley Wright IV vs. Arizona State, Mar. 7, 2018  
 11, McKinley Wright IV vs. South Dakota State, Dec. 15, 2017  
 11, Nick Mohr at Texas A&M, Feb. 26, 2002  
 11, James Wright vs. Rice, Nov. 11, 2001  
 11, Jose Winston vs. Murray State, Dec. 28, 2000  
 11, Jose Winston vs. Colorado State, Dec. 23, 2000  
 11, Jose Winston vs. Southern Illinois, Mar. 16, 2000  
 11, Chauncey Billups vs. Oklahoma St., Jan. 15, 1997  
 11, Chauncey Billups vs. Colorado St., Dec. 12, 1996  
 11, Chauncey Billups vs. George Mason, Dec. 2, 1995  
 11, Billy Law vs. Stanford, Dec. 23, 1990  
 11, Mike Reid vs. Iowa State, Feb. 7, 1985  
 11, Jay Humphries vs. Cincinnati, Dec. 18, 1982  
 11, Toney Ellis vs. Missouri, Jan. 19, 1977

10, McKinley Wright IV vs. Arizona, Jan. 6, 2018  
 10, Marcus Hall vs. Baylor, Mar. 13, 2008  
 10, Marcus Hall vs. South Dakota State, Feb. 14, 2005  
 10, Michel Morandais vs. Missouri, Feb. 22, 2003  
 10, Antoine McGee vs. Stetson, Nov. 24, 2002  
 10, James Wright vs. Georgia, Dec. 3, 2002  
 10, Reggie Morton at UC Irvine, Dec. 13, 1999  
 10, Marlon Hughes vs. Georgia, Dec. 9, 1997  
 10, Marlon Hughes vs. Northwestern State, Nov. 22, 1997  
 10, Chauncey Billups vs. Nebraska, Jan. 4, 1997  
 10, Chauncey Billups vs. Oklahoma St., Feb. 24, 1996  
 10, Donnie Boyce vs. Oklahoma, Mar. 2, 1994  
 10, Billy Law at Kansas State, Feb. 1, 1992  
 10, Billy Law vs. Iowa State, Jan. 5, 1991  
 10, Mike Reid vs. Oklahoma State, Feb. 16, 1985  
 10, Mike Reid vs. Kansas State, Jan. 19, 1985  
 10, Mike Reid vs. Texas Tech, Dec. 27, 1984  
 10, Jay Humphries vs. Iowa State, Feb. 8, 1984  
 10, Jay Humphries vs. Pepperdine, Jan. 9, 1984  
 10, Jay Humphries vs. Iowa State, Feb. 4, 1981  
 10, Gordon Tope at Kansas State, Dec. 29, 1967  
 10, Gordon Tope at Santa Barbara, Dec. 6, 1969



Jose Winston set CU's single-game assist record with 15 against Coppin State on Jan. 2, 2001.



Jay Humphries holds two of the top four single-season assist totals in program history.

### Most Assists

**Half:** 9, Toney Ellis vs. Iowa State, Jan. 8, 1977 (1st)  
**Game:** 15, Jose Winston vs. Coppin State, Jan. 2, 2001  
**Season:** 194, Jose Winston, 2000-01  
**Career:** 562, Jay Humphries, 1981-84

**Conference Half:** 9, Toney Ellis vs. Iowa State, Jan. 8, 1977 (1st)  
**Conference Game:** 14, Jay Humphries at Oklahoma, Jan. 21, 1983  
**Conference Season:** 103, McKinley Wright IV, 2017-18  
**Conference Career:** 287, Jay Humphries, 1981-84

**Home Game:** 15, Jose Winston vs. Coppin State, Jan. 2, 2001  
**Road Game:** 14, Jay Humphries at Oklahoma, Jan. 21, 1983  
**Neutral Court:** 11, McKinley Wright IV vs. Arizona State (at Las Vegas), Mar. 7, 2018

**Freshman Game:** 13, Jose Winston vs. Elon College, Nov. 20, 1998;  
 13, Toney Ellis vs. Oklahoma, Feb. 12, 1977; Iowa State, Jan. 8, 1977

**Sophomore Game:** 11, McKinley Wright IV vs. Colorado State, Dec. 1, 2018;  
 Jose Winston vs. Southern Illinois, Mar. 16, 2000;  
 Chauncey Billups, on two occasions in 1996-97

**Junior Game:** 15, Jose Winston vs. Coppin State, Jan. 2, 2001  
**Senior Game:** 14, Mike Reid vs. Missouri, Mar. 1, 1986

**Double-Figure Assist Games/Season:** 4, Mike Reid, 1984-85  
**Double-Figure Assist Games/Career:** 8, Jay Humphries, 1980-84

### Double-Doubles (Points/Assists)

**Season:** 3, McKinley Wright IV, 2017-18; Jay Humphries, 1982-83 and 1983-84;  
 Toney Ellis, 1976-77  
**Career:** 6, Jay Humphries, 1980-84





Toney Ellis recorded at least 70 assists in each of his four seasons. He reached the 100 assists plateau, twice (1976-77 & '79-80).



McKinley Wright's 175 assists in 2017-18 set a CU single-season freshman record and ranks second overall.



Stevie Wise still ranks among the top-10 in career points scored: seventh (1,727); eighth in assists (377); 10th in field goals made (589).

## SINGLE-SEASON ASSISTS

	Player	Ast.	Season
1.	Jose Winston	194	2000-01
2.	McKinley Wright IV	175	2017-18
3.	Jay Humphries	174	1982-83
4.	Jay Humphries	173	1983-84
5.	Billy Law	170	1990-91
6.	McKinley Wright IV	167	2018-19
	Mike Reid	167	1985-86
8.	Mike Reid	156	1984-85
9.	Billy Law	151	1991-92
10.	Derrick White	148	2016-17
11.	Jaquay Walls	144	1999-00
12.	Chauncey Billups	143	1995-96
	Reggie Morton	143	1989-90
14.	Chauncey Billups	139	1996-97
15.	James Wright	138	2001-02
	Toney Ellis	138	1976-77
17.	Nate Tomlinson	130	2009-10
18.	Jaquay Walls	129	1998-99
19.	Marcus Hall	128	2007-08
20.	Jose Winston	127	1999-00
21.	Marcus Hall	126	2004-05
22.	Marcus Hall	124	2005-06
23.	Jose Winston	119	1998-99
24.	Askia Booker	116	2013-14
	Donnie Boyce	116	1993-94
	Jay Humphries	116	1981-82
27.	Toney Ellis	114	1979-80
28.	Alec Burks	112	2010-11
29.	Stevie Wise	110	1989-90
30.	Nate Tomlinson	108	2011-12
31.	Donnie Boyce	106	1994-95
32.	Michel Morandais	105	2002-03
33.	Billy Houston	104	1981-82
	Jay Sfera	104	1975-76
35.	Stevie Wise	102	1990-91
	Jay Sfera	102	1974-75
37.	Howard Frier	100	1997-98
	Reggie Morton	100	1988-89
39.	Askia Booker	99	2014-15
40.	Spencer Dinwiddie	99	2012-13
	Alex Stivrins	99	1984-85
	Jay Humphries	99	1980-81

## SINGLE-SEASON ASSIST AVERAGE

	Player	Ast.	Season
1.	Jose Winston	6.5	2000-01
2.	Jay Humphries	6.2	1982-83
3.	Mike Reid	6.0	1985-86
	Jay Humphries	6.0	1983-84
5.	Mike Reid	5.6	1984-85
6.	Chauncey Billups	5.5	1995-96
7.	McKinley Wright IV	5.5	2017-18
8.	Billy Law	5.4	1991-92
9.	Billy Law	5.2	1990-91
10.	Toney Ellis	5.1	1976-77

## CAREER ASSISTS BY POSITION

Centers	G	Ast.	Avg.	Seasons
1. Shaun Vandiver	91	183	2.0	1988-91
2. Scott Wilke	110	153	1.4	1984-88
3. Ted Allen	82	108	1.3	1992-95
4. Randy Downs	112	147	1.3	1982-86
5. Craig Austin	97	67	0.7	1977-81
6. Charlie Melvin	85	63	0.7	1995-98
7. Greg Mueller	66	57	0.9	1973-76
8. David Harrison	88	52	0.6	2001-04
9. Ron Wrigley	74	42	0.6	1972-75

Forwards	G	Ast.	Avg.	Seasons
1. Jacques Tuz	104	208	2.0	1977-82
2. Alex Stivrins	56	182	3.3	1983-85
3. Wesley Gordon	131	176	1.3	2013-17
4. Vince Kelley	112	172	1.5	1980-84
5. Sande Goltart	106	171	1.6	1991-95
6. Randy Robinson	108	169	1.6	1988-89, 91-93
7. Matt Bullard	56	147	2.6	1985-87
8. Josh Scott	124	128	1.0	2012-16
9. Martice Moore	58	128	2.2	1995-97
10. Larry Vaculik	106	125	1.2	1974-78

Guards	G	Ast.	Avg.	Seasons
1. Jay Humphries	112	562	5.0	1980-84
2. Mike Reid	108	446	4.3	1982-85
3. Jose Winston	85	440	5.2	1998-01
4. Marcus Hall	120	423	3.5	2003-06, 07-08
5. Toney Ellis	108	409	3.8	1976-80
6. Nate Tomlinson	129	405	3.2	2008-12
Donnie Boyce	107	405	3.8	1991-95
8. Stevie Wise	119	377	3.2	1987-91
9. McKinley Wright IV	67	342	2.5	2017-pre
10. Askia Booker	134	335	2.5	2011-15

### Assist Average

Season: 6.5, Jose Winston, 2000-01

Career: 5.3, Billy Law, 1990-92

### Career Assists by Position

Center: 183, Shaun Vandiver, 1989-91

Forward: 208, Jacques Tuz, 1978-82

Guard: 562, Jay Humphries, 1981-84

### Season Assists by Position

Center: 65, Shaun Vandiver, 1990-91

Forward: 99, Alex Stivrins, 1984-85

Guard: 194, Jose Winston, 2000-01

### Season Assists by Class

Senior: 173, Jay Humphries, 1983-84

Junior: 194, Jose Winston, 2000-01

Sophomore: 167, McKinley Wright IV, 2018-19

Freshman: 175, McKinley Wright IV, 2017-18



Jacques Tuz holds the forward mark for most assists in a career.

## CAREER ASSISTS

Player	G	Ast	Avg.	Seasons
1. Jay Humphries	112	562	5.0	1980-84
2. Mike Reid	108	446	4.1	1982-86
3. Jose Winston	85	440	5.2	1998-01
4. Marcus Hall	120	423	3.5	2003-06, 07-08
5. Toney Ellis	109	409	3.8	1976-80
6. Nate Tomlinson	129	405	3.2	2008-12
Donnie Boyce	107	405	3.8	1991-95
8. Stevie Wise	119	377	3.2	1987-91
9. McKinley Wright IV	67	342	5.1	2017-pre.
10. Askia Booker	134	334	2.5	2011-15
11. Gordon Tape	79	334	4.2	1967-70
12. Billy Law	61	321	5.3	1990-92
13. Cory Higgins	132	320	2.4	2007-11
14. Michel Morandais	116	294	2.5	2000-04
15. Chauncey Billups	55	282	5.1	1995-97
16. Jaquay Walls	55	273	5.0	1998-00
17. Richard Roby	119	257	2.2	2004-08
18. Reggie Morton	58	243	4.2	1988-90
19. Jay Sfera	68	242	3.6	1973-77
20. Howard Frier	92	231	2.5	1994-98
21. Lynn Baker	75	229	3.1	1963-67
22. Spencer Dinwiddie	86	227	2.6	2011-14
23. Dominique Collier	121	221	1.8	2014-18
24. Nick Mohr	100	219	2.2	1998-02
25. Michael Lee	103	213	2.1	1984-88
26. James Wright	47	208	4.4	2001-03
Jacques Tuz	104	208	2.0	1977-82
27. Antoine McGee	117	200	1.7	2002-06
28. Xavier Talton	135	189	1.4	2012-16
Emmett Lewis	104	189	1.8	1975-79
31. Mack Tuck	64	183	2.9	1993-96
Shaun Vandiver	91	183	2.0	1988-91
33. Alex Stivrins	56	182	3.3	1983-85
34. Joe Washington	93	177	1.9	1978-82
35. Wesley Gordon	131	176	1.3	2013-17
36. Vince Kelley	112	172	1.5	1980-84
37. Sande Goltart	106	171	1.6	1991-95
38. Randy Robinson	108	169	1.6	1988-93
39. Clayton Bullard	91	167	1.8	1975-79
40. Alec Burks	68	165	2.4	2009-11
41. Dwight Thorne II	117	160	1.4	2006-10
42. Scott Wilke	110	153	1.4	1984-88
43. Derrick White	34	148	4.4	2016-17
44. Matt Bullard	56	147	2.6	1985-87
Randy Downs	112	147	1.3	1982-86
46. Dominique Coleman	54	145	2.7	2005-07
47. Marcus Relporhe	68	143	2.1	2009-11
48. Billy Houston	55	133	2.4	1981-83
49. Marlon Hughes	59	130	2.2	1996-98
50. Josh Scott	124	128	1.0	2012-16
Martice Moore	58	128	2.2	1995-97
Jo Jo Hunter	54	128	2.4	1979-81



Marcus Hall is one of six players in school history to rank among the top-10 in career assists (fourth) and career steals (10th).



Nate Tomlinson is one of seven players to hand-out over 400 career assists. He's tied for sixth all-time.



## SEASON ASSISTS BY CLASS

Senior	Ast.	Season
1. Jay Humphries	173	1983-84
2. Mike Reid	167	1985-86
3. Billy Law	151	1991-92
4. Derrick White	148	2016-17
5. Jaquay Walls	144	1999-00
6. Reggie Morton	143	1989-90
7. Marcus Hall	128	2007-08
8. Toney Ellis	114	1979-80
9. Donnie Boyce	106	1994-95
10. Billy Houston	104	1982-83

Junior	Ast.	Season
1. Jose Winston	194	2000-01
2. Jay Humphries	174	1982-83
3. Billy Law	170	1990-91
4. Mike Reid	156	1984-85
5. James Wright	138	2001-02
6. Jaquay Walls	129	1998-99
7. Marcus Hall	124	2005-06
8. Donnie Boyce	116	1993-94
9. Stevie Wise	110	1989-90
10. Michel Morandais	105	2002-03

Sophomore	Ast.	Season
1. McKinley Wright IV	167	2018-19
2. Chauncey Billups	139	1996-97
3. Nate Tomlinson	130	2009-10
4. Jose Winston	127	1999-00
5. Marcus Hall	126	2004-05
6. Jay Humphries	116	1981-82
7. Alec Burks	112	2010-11
8. Jay Sferra	102	1974-75
9. Spencer Dinwiddie	99	2012-13
10. Donnie Boyce	96	1992-93


Freshman	Ast.	Season
1. McKinley Wright IV	175	2017-18
2. Chauncey Billups	143	1995-96
3. Toney Ellis	138	1976-77
4. Jose Winston	119	1998-99
5. Jay Humphries	99	1980-81
6. Antoine McGee	95	2002-03
7. Donnie Boyce	87	1991-92
8. Matt Bullard	86	1985-86
9. Nate Tomlinson	83	2008-09
10. Stevie Wise	79	1987-88

## SEASON ASSISTS BY POSITION


Centers	Ast.	Season
1. Shaun Vandiver	65	1990-91
2. Scott Wilke	64	1987-88
3. Shaun Vandiver	62	1989-90
4. Shaun Vandiver	56	1988-89
5. Ted Allen	55	1994-95
Ted Allen	55	1993-94
Scott Wilke	55	1986-87
8. Randy Downs	42	1984-85
Randy Downs	42	1982-83
Ron Wrigley	42	1974-75

Forwards	Ast.	Season
1. Alex Stivrins	99	1984-85
2. Matt Bullard	86	1985-86
3. Alex Stivrins	83	1983-84
4. Jacques Tuz	75	1980-81
5. Randy Robinson	72	1992-93
6. Sande Goltart	69	1994-95
7. Nick Mohr	67	2000-01
8. Jacques Tuz	66	1981-82
9. Martice Moore	65	1995-96
10. Martice Moore	63	1996-97
Rob Gonzalez	63	1981-82

Guards	Ast.	Season
1. Jose Winston	194	2000-01
2. McKinley Wright IV	175	2017-18
3. Jay Humphries	174	1981-82
4. Jay Humphries	173	1983-84
5. Billy Law	170	1990-91
6. McKinley Wright IV	167	2018-19
Mike Reid	167	1985-86
8. Mike Reid	156	1984-85
9. Billy Law	151	1991-92
10. Derrick White	148	2016-17



Mike Reid is one of four players in school history to average six or more assists in a single season.




Standing at 6'8", Alex Stivrins handed-out 99 assists in 1984-85, tops of all CU forwards in a single season.

## STEALS

### SINGLE-GAME STEALS

- 10, Jay Humphries vs. Wisconsin-Milwaukee, Jan. 15, 1983
- 8, Marcus Hall vs. Tulsa, Jan. 7, 2008
- 8, Jose Winston vs. St. Mary's Nov. 19, 1999
- 8, Jose Winston at Nebraska, Jan. 23, 1999
- 8, Keith Higgins vs. Washington, Feb. 22, 1995
- 8, Randy Robinson at Missouri, Jan. 25, 1992
- 8, Jay Humphries vs. Oklahoma, Feb. 26, 1983
- 8, Jay Humphries at Cal-Irvine, Dec. 10, 1983
- 8, Jay Humphries at New Mexico State, Jan. 3, 1983
- 7, Stevie Wise at Texas-San Antonio, Nov. 28, 1990
- 7, Jay Humphries vs. Kansas, Feb. 29, 1984
- 7, Jay Humphries vs. Oklahoma, Jan. 18, 1984
- 7, Keith Higgins vs. Hofstra, Dec. 3, 1994
- 6, Namon Wright at Xavier, Dec. 9, 2017
- 6, Spencer Dinwiddie vs. Jackson State, Nov. 16, 2013
- 6, Marcus Hall at Kansas State, Mar. 4, 2008
- 6, Richard Roby at Oklahoma State, Jan. 21, 2006
- 6, Jaquay Walls at Kansas, Jan. 24, 2000
- 6, Donnie Boyce vs. Wyoming, Dec. 9, 1993
- 6, Donnie Boyce at Colorado State, Dec. 6, 1993
- 6, Donnie Boyce at Kansas, Feb. 27, 1993
- 6, Pete Hefty vs. Wisconsin-Green Bay, Dec. 8, 1992
- 6, Brent Vaughan vs. Nebraska, Jan. 30, 1988
- 6, Jay Humphries vs. TCU, Dec. 27, 1983
- 6, Jay Humphries vs. Rockhurst, Nov. 25, 1983
- 6, Jay Humphries at Colorado State, Dec. 19, 1981
- 6, Toney Ellis vs. Oklahoma (at Kansas City), Dec. 29, 1977



Jay Humphries holds almost every steal record at CU, ranging from game to single-season to career steals.



Randy Robinson left the CU program second overall in career steals, today he ranks ninth.

### Most Steals

**Half:** 6, Richard Roby at Oklahoma State, Jan. 21, 2006 (1st); 6, Stevie Wise at Texas-San Antonio, Nov. 28, 1990 (2nd); 6, Jay Humphries vs. Oklahoma, Feb. 26, 1983 (2nd)  
**Game:** 10, Jay Humphries vs. Wisconsin-Milwaukee, Jan. 15, 1983  
**Season:** 115, Jay Humphries, 1982-83  
**Career:** 309, Jay Humphries, 1981-84


**Conference Half:** 6, Richard Roby at Oklahoma State, Jan. 21, 2006 (1st); 6, Jay Humphries vs. Oklahoma, Feb. 26, 1983 (2nd)  
**Conference Game:** 8, Jose Winston at Nebraska, Jan. 23, 1999; Randy Robinson at Missouri Jan. 25, 1992; Jay Humphries vs. Oklahoma, Feb. 26, 1983  
**Conference Season:** 47, Jay Humphries, 1982-83  
**Conference Career:** 139, Jay Humphries, 1981-84

**Home Game:** 10, Jay Humphries vs. Wisconsin-Milwaukee, Jan. 15, 1983  
**Road Game:** 8, on four occasions  
**Neutral Court:** 6, Toney Ellis vs. Oklahoma State (at Kansas City), Dec. 29, 1977

**Freshman Game:** 8, Jose Winston at Nebraska, Jan. 23, 1999  
**Sophomore Game:** 6, on five occasions  
**Junior Game:** 10, Jay Humphries vs. Wisconsin-Milwaukee, Jan. 15, 1983  
**Senior Game:** 8, Marcus Hall vs. Tulsa, Jan. 7, 2008; 8, Jay Humphries at Cal-Irvine, Dec. 19, 1983

### CAREER STEALS

Player	G	Stl.	Avg.	Seasons
1. Jay Humphries	112	309	2.8	1980-84
2. Donnie Boyce	106	245	2.3	1991-95
3. Cory Higgins	132	192	1.5	2007-11
4. Jose Winston	85	179	2.1	1998-01
Stevie Wise	119	179	1.5	1987-91
6. Richard Roby	119	176	1.5	2004-08
7. Andre Roberson	105	164	1.6	2010-13
8. Askia Booker	134	155	1.2	2011-15
9. Randy Robinson	108	143	1.3	1988-93
10. Marcus Hall	120	140	1.2	2003-06, 07-08
11. Mike Reid	108	137	1.3	1982-85
12. Blair Wilson	119	119	1.0	2000-04
13. Billy Law	61	114	1.9	1990-92
Michael Lee	103	114	1.1	1985-88
15. Stephane Pelle	123	112	0.9	1999-03
16. Nate Tomlinson	129	111	0.9	2008-12
17. Toney Ellis	108	110	1.0	1977-80
18. Chauncey Billups	55	104	1.9	1995-97
19. Michel Morandais	116	103	0.9	2000-04
Vince Kelley	112	103	0.9	1981-84
21. Dominique Collier	121	98	0.8	2014-18
22. Spencer Dinwiddie	86	97	1.1	2011-14
23. Jacques Tuz	104	96	0.9	1978-82
24. Jaquay Walls	65	95	1.5	1998-00
25. Emmett Lewis	104	94	0.9	1976-79
26. Howard Frier	92	81	0.9	1994-98
Alex Stivrins	56	81	1.4	1984-85




Jose Winston recorded 53 steals in 1998-99, the second most for a freshman in Colorado history.





Donnie Boyce set Colorado's freshman season record for steals with 68 in 1991-92.



Keith Higgins is one of five CU players to swipe at least eight steals in a single game.

## SEASON STEALS BY CLASS

Senior	Stl.	Season
1. Jay Humphries	101	1983-84
2. Stevie Wise	69	1990-91
3. Donnie Boyce	66	1994-95
4. Billy Law	59	1991-92
5. Marcus Hall	58	2007-08

Junior	Stl.	Season
1. Jay Humphries	115	1982-83
2. Keith Higgins	72	1994-95
3. Andre Roberson	67	2012-13
4. Randy Robinson	63	1991-92
5. Cory Higgins	60	2009-10

Sophomore	Stl.	Season
1. Jose Winston	82	1999-00
2. Richard Roby	62	2005-06
Chauncey Billups	62	1996-97
4. Donnie Boyce	52	1992-93
Jay Humphries	52	1981-82

Freshman	Stl.	Season
1. Donnie Boyce	68	1991-92
2. Jose Winston	53	1998-99
3. Andre Roberson	51	2010-11
4. Richard Roby	48	2004-05
5. Chauncey Billups	42	1995-96

## SINGLE-SEASON STEAL AVERAGE

Player	Avg.	Season
1. Jay Humphries	4.1	1982-83
2. Jay Humphries	3.5	1983-84
3. Jose Winston	2.6	1999-00
Keith Higgins	2.6	1994-95
5. Donnie Boyce	2.5	1994-95
6. Donnie Boyce	2.4	1991-92
7. Donnie Boyce	2.3	1993-94
Randy Robinson	2.3	1991-92
9. Andre Roberson	2.2	2012-13
10. Richard Roby	2.1	2005-06
Chauncey Billups	2.1	1996-97
Randy Robinson	2.1	1992-93
Billy Law	2.1	1991-92
Stevie Wise	2.1	1990-91

## SINGLE-SEASON STEALS

Player	Stl.	Season
1. Jay Humphries	115	1982-83
2. Jay Humphries	101	1983-84
3. Jose Winston	82	1999-00
4. Keith Higgins	72	1994-95
5. Stevie Wise	69	1990-91
6. Donnie Boyce	68	1991-92
7. Andre Roberson	67	2012-13
8. Donnie Boyce	66	1994-95
9. Chauncey Billups	63	1996-97
Randy Robinson	63	1992-93
11. Richard Roby	62	2005-06
12. Cory Higgins	60	2009-10
13. Donnie Boyce	59	1993-94
Billy Law	59	1991-92
15. Marcus Hall	58	2007-08
16. Jose Winston	53	1998-99
17. Andre Roberson	51	2010-11
18. Jaquay Wells	49	1999-00
Stevie Wise	49	1989-90
20. Richard Roby	48	2004-05
Jacques Tuz	48	1981-82
22. Andre Roberson	46	2011-12
Jaquay Walls	46	1998-99
Michael Lee	46	1985-86
25. Askia Booker	45	2013-14
Toney Ellis	45	1978-79
27. Askia Booker	44	2014-15
Jose Winston	44	2000-01
Mike Reid	44	1984-85
Mike Reid	44	1983-84
31. Dominique Coleman	43	2006-07
Alex Stivrins	43	1983-84
33. Derrick White	42	2016-17
Chauncey Billups	42	1995-96
35. Alec Burks	41	2010-11
Mike Reid	41	1985-86
Vince Kelley	41	1982-83
Joe Cooper	41	1980-81
Jay Humphries	41	1980-81
40. McKinley Wright IV	39	2018-19
Martice Moore	39	1995-96



In three years as a Buff, Andre Roberson is seventh in career steals.



## BLOCKED SHOTS

### SINGLE-GAME BLOCKS

11, David Harrison vs. Nebraska, March 8, 2003  
 10, David Harrison vs. Stetson, Nov. 24, 2002  
 7, Wesley Gordon vs. Nicholls, Dec. 18, 2015  
 7, Wesley Gordon vs. UCLA, Jan. 2, 2015  
 7, Andre Roberson vs. Oregon, Feb. 4, 2012  
 7, David Harrison vs. Texas Tech, Feb. 18, 2004  
 7, David Harrison vs. Michigan St., March 21, 2003  
 7, David Harrison vs. Kansas State, March 13, 2003  
 7, Ted Allen vs. Maryland-Eastern Shore, Dec. 30, 1993  
 7, Joe Cooper vs. Adams State, Dec. 16, 1980  
 6, Wesley Gordon vs. Oregon State, Jan. 13, 2016  
 6, Wesley Gordon vs. Portland, Nov. 20, 2015  
 6, Jermyl Jackson-Wilson vs. Northern Colorado, Dec. 2, 2006  
 6, Julius Ashby at Michigan, Nov. 17, 2004  
 6, David Harrison vs. Iowa State, Feb. 8, 2003  
 6, David Harrison vs. Cal Poly, Nov. 22, 2002  
 6, Charlie Melvin vs. Nebraska, Feb. 21, 1998  
 6, Ted Allen vs. Sam Houston State, Dec. 3, 1993  
 6, Ted Allen vs. Buffalo, Jan. 13, 1993



**Ted Allen, fourth in career blocked shots (161) was the first of four Colorado players to record 40 or more blocks in three straight seasons.**



**David Harrison is the only CU player to record double-digit blocked shots in a single game. He performed the feat, twice (vs. Nebraska: 11; vs. Stetson: 10). Both instances resulted in triple-double performances.**

### Most Blocks

**Half:** 7, Wesley Gordon vs. Nicholls, Dec. 18, 2015 (2nd)  
**Game:** 11, David Harrison vs. Nebraska, March 8, 2003  
**Season:** 106, David Harrison, 2002-03

**Conference Game:** 11, David Harrison vs. Nebraska, March 8, 2003  
**Conference Season:** 50, David Harrison, 2002-03  
**Conference Career:** 110, David Harrison, 2001-04

**Home Game:** 11, David Harrison vs. Nebraska, March 8, 2003  
**Road Game:** 6, Julius Ashby at Michigan, Nov. 17, 2004; David Harrison at Pepperdine, Nov. 24, 2003  
**Neutral Court:** 7, David Harrison vs. Michigan State (NCAA Tournament, Tampa, Fla.), March 21, 2003; vs. Kansas State (Big 12 Tournament), March 13, 2003

**Freshman Game:** 5, Wesley Gordon vs. USC, Jan. 18, 2014; David Harrison vs. St. Joseph's, Nov. 11, 2001, and Iowa State, Jan. 16, 2002  
**Sophomore Game:** 11, David Harrison vs. Nebraska, March 8, 2003  
**Junior Game:** 7, Wesley Gordon vs. Nicholls, Dec. 18, 2015; David Harrison vs. Texas Tech, Feb. 18, 2004; Ted Allen vs. Maryland-Eastern Shore, Dec. 20, 1993  
**Senior Game:** 7, Joe Cooper vs. Adams State, Dec. 16, 1980

### Block Average

**Season:** 3.3, David Harrison, 2002-03  
**Career:** 2.6, David Harrison, 2001-04





Poncho Hodges ranks third all-time in single-season blocked shots (73) and single-season block average (2.6). On the career blocks list, he's sixth (131).



Wesley Gordon became the second player in school history to reach 200 career blocks. His 204 blocks are eighth on the Pac-12 career list.



Josh Scott ranks third in career blocks, knocking down 162 from 2012-16.

## SINGLE-SEASON BLOCKS

Player	Blk.	Season
1. David Harrison	106	2002-03
2. David Harrison	85	2003-04
3. Poncho Hodges	73	1991-92
4. Wesley Gordon	68	2015-16
5. Andre Roberson	67	2011-12
6. Poncho Hodges	58	1992-93
7. Joe Cooper	57	1980-81
8. Ted Allen	55	1993-94
9. Ted Allen	53	1992-93
10. Josh Scott	52	2015-16
11. Derrick White	49	2016-17
Marcus King-Stockton	49	2007-08
13. Wesley Gordon	48	2016-17
14. Wesley Gordon	47	2014-15
15. Josh Scott	46	2014-15
16. Tyler Bey	44	2018-19
17. Andre Roberson	42	2010-11
Martice Moore	42	1996-97
19. Wesley Gordon	41	2013-14
Andre Roberson	41	2012-13
21. Josh Scott	40	2013-14
Donnie Boyce	40	1993-94
Ronnie DeGray	40	1997-98
24. Carlton Carter	39	1998-99
Ronnie DeGray	39	1996-97
26. Shaun Vandiver	38	1990-91
27. Chris Copeland	36	2004-05
Shaun Vandiver	36	1989-90
29. Matt Bullard	35	1986-87
30. Dallas Walton	34	2017-18
David Harrison	34	2001-02

## SINGLE-SEASON BLOCK AVERAGE

Player	Blk.	Season
1. David Harrison	3.3	2002-03
2. David Harrison	2.9	2003-04
3. Poncho Hodges	2.6	1991-92
4. Poncho Hodges	2.1	1992-93
5. Ted Allen	2.0	1993-94
6. Joe Cooper	2.0	1980-81
7. Wesley Gordon	2.0	2015-16
8. Ted Allen	2.0	1992-93
9. Andre Roberson	1.9	2011-12
10. Ted Allen	1.9	1994-95

## CAREER BLOCKS

Player	G	Blk.	Avg.	Seasons
1. David Harrison	88	225	2.6	2001-04
2. Wesley Gordon	131	204	1.6	2013-17
3. Josh Scott	124	162	1.3	2012-16
4. Ted Allen	83	161	1.9	1991-95
5. Andre Roberson	105	150	1.4	2010-13
6. Poncho Hodges	55	131	2.4	1991-93
7. Cliff Meely	80	123	1.5	1968-71
8. Donnie Boyce	106	114	1.1	1991-95
9. Marcus King-Stockton	112	111	0.9	2004-08
10. Rodell Guest	119	98	0.8	1988-91
11. Richard Roby	119	92	0.7	2004-08
12. Shaun Vandiver	91	90	1.0	1988-91
13. Chris Copeland	113	88	0.8	2002-06
14. Martice Moore	58	85	1.5	1995-97
15. Ronnie DeGray	58	79	1.4	1996-98
16. Stephane Pelle	94	75	1.3	1999-03
Fred Edmonds	91	75	0.8	1993-97
18. Randy Downs	112	74	0.7	1982-86
19. Jermyl Jackson-Wilson	90	73	0.8	2006-09
20. Charlie Melvins	85	71	0.8	1995-98

## PARTICIPATION

### CAREER GAMES PLAYED

Player	Seasons	Games
1. Austin Dufault	2008-12	136
2. Xavier Talton	2012-16	135
3. Askia Booker	2011-15	134
4. Cory Higgins	2007-11	132
5. Wesley Gordon	2013-17	131
6. Nate Tomlinson	2008-12	129
7. George King	2013-14, 15-18	127
Xavier Johnson	2012-15, 16-17	127
9. Josh Scott	2012-16	124
10. Levi Knutson	2007-11	123
Stephane Pelle	1999-03	123
Will Smith	1996-00	123
13. Dominique Collier	2014-18	121
14. Marcus Hall	2003-06, 07-08	120
Glean Eddy	2002-06	120
16. Richard Roby	2004-08	119
Blair Wilson	2000-04	119
Rodell Guest	1987-91	119
Stevie Wise	1987-91	119
20. Dwight Thorne II	2006-10	117
Antoine McGee	2002-06	117
22. Jayson Obazuaye	2002-06	116
Michel Morandais	2000-04	116
24. Chris Copeland	2002-06	113
25. Marcus King-Stockton	2004-08	112
Randy Downs	1982-86	112
Jay Humphries	1980-84	112
Vince Kelley	1980-84	112

### CAREER GAMES STARTED

Player	Seasons	Games
1. Cory Higgins	2007-11	131
2. Austin Dufault	2008-12	130
3. Wesley Gordon	2013-17	122
4. Josh Scott	2012-16	120
5. Richard Roby	2004-08	116
6. Nate Tomlinson	2008-12	112
7. Donnie Boyce	1991-95	105
8. Randy Downs	1982-86	103
Jay Humphries	1980-84	103
10. Stevie Wise	1987-91	102
11. Xavier Johnson	2012-15, 16-17	97
Askia Booker	2011-15	97
13. George King	2013-14, 15-18	90
Vince Kelley	1980-84	90
15. Shaun Vandiver	1988-91	89
16. Spencer Dinwiddie	2011-14	86
Will Smith	1996-00	86
18. Mike Reid	1982-86	82
19. David Harrison	2001-04	81
20. Stephane Pelle	1999-03	78
21. Rodell Guest	1987-91	77
22. Marcus Hall	2003-06, 07-08	76
23. Brian Johnson	1977-81	75
24. Michel Morandais	2000-04	73
25. Sande Goltart	1991-95	69
26. Dominique Collier	2014-18	68
Fred Edmonds	1993-97	68
28. Alec Burks	2009-11	67
Blair Wilson	2000-04	67



Austin Dufault holds the school record for career games played (136) and career conference games (66).

#### Games Played

Season: 38, by six players, 2010-11  
 Career: 136, Austin Dufault, 2008-12  
 Conference/Career: 72, Dominique Collier, 2014-18

#### Games Started

Season: 38, Austin Dufault, 2010-11; Marcus Relphorde, 2010-11  
 Career: 131, Cory Higgins, 2007-11  
 Conference Career: 64, Cory Higgins, 2007-11

#### Minutes Played

Game: 65, Frank Javernick vs. Iowa State, Feb. 27, 1960  
 Conference Game: 65, Frank Javernick vs. Iowa State, Feb. 27, 1960  
 Season: 1,222, Cory Higgins, 2010-11  
 Conference/Season: 609, Marcus Hall, 2007-08  
 Career: 4,478, Cory Higgins, 2007-11  
 Conference/Career: 2,253, Cory Higgins, 2007-11

#### Average Minutes Per Game

Season: 38.6 Jay Humphries, 1983-84  
 Career: 35.2, Cory Higgins, 2007-11; 34.8 Alex Stivrins, 1983-85



Cory Higgins played the most minutes ever by a CU player (man or woman) in a single-season (1,222) and in a career (4,478).

### SINGLE-SEASON MINUTES PLAYED

Player	Season	Mins.
1. Cory Higgins	2010-11	1,222
2. Marcus Hall	2007-08	1,202
3. Alec Burks	2010-11	1,193
4. Cory Higgins	2008-09	1,146
5. McKinley Wright IV	2018-19	1,137
6. Stevie Wise	1990-91	1,127
7. Shaun Vandiver	1990-91	1,122
8. Jay Humphries	1983-84	1,120
9. Derrick White	2016-17	1,116
10. Richard Roby	2007-08	1,110
11. Andre Roberson	2011-12	1,087
12. Josh Scott	2013-14	1,107
13. Cory Higgins	2007-08	1,074
14. Spencer Dinwiddie	2012-13	1,073
15. Askia Booker	2013-14	1,068
Nate Tomlinson	2011-12	1,068
Marcus Relphorde	2010-11	1,068
18. Askia Booker	2012-13	1,050
19. Blair Wilson	2002-03	1,048
20. McKinley Wright IV	2017-18	1,042
21. Andre Roberson	2012-13	1,036
Cory Higgins	2009-10	1,036
23. Dwight Thorne II	2008-09	1,035
24. Stevie Wise	1989-90	1,034
Jay Humphries	1982-83	1,034

### CAREER MINUTES PLAYED

Player	Seasons	Mins.
1. Cory Higgins	2007-11	4,478
2. Jay Humphries	1980-84	3,864
3. Askia Booker	2011-15	3,808
4. Richard Roby	2004-08	3,805
5. Josh Scott	2012-16	3,761
6. Stevie Wise	1987-91	3,586
7. Nate Tomlinson	2008-12	3,540
8. Donnie Boyce	1991-95	3,528
9. Austin Dufault	2008-12	3,439
10. Wesley Gordon	2013-17	3,405
11. Xavier Johnson	2012-15, 16-17	3,387
12. Vince Kelley	1980-84	3,365
13. Randy Downs	1982-86	3,354
14. Marcus Hall	2003-06, 07-08	3,294
15. Blair Wilson	2000-04	3,234
16. Shaun Vandiver	1988-91	3,145
17. Stephane Pelle	1999-03	3,141
18. Michel Morandais	2000-04	3,013
19. Andre Roberson	2010-13	2,970
20. George King	2013-14, 15-18	2,866
21. Mike Reid	1982-86	2,699
22. Jamahl Mosley	1997-01	2,583
23. Spencer Dinwiddie	2011-14	2,590
24. Scott Wilke	1984-88	2,564
25. Michael Lee	1984-88	2,500
26. David Harrison	2001-04	2,480
27. Dwight Thorne II	2006-10	2,468
28. Dominique Collier	2014-18	2,438
29. Xavier Talton	2012-16	2,418
30. Rodell Guest	1987-91	2,411



## FOULS/TURNOVERS

### SINGLE-SEASON FOULS

Player	PF	Season
1. Andre Roberson	112	2010-11
Austin Dufault	112	2010-11
David Harrison	112	2002-03
4. Evan Battey	108	2018-19
5. Shaun Vandiver	105	1990-91
6. Richard Roby	104	2007-08
7. Ronnie DeGray	102	1996-97
Shaun Vandiver	102	1989-90
9. Randy Robinson	101	1992-93
Shaun Vandiver	101	1988-89

### SINGLE-SEASON DISQUALIFICATIONS

Player	DQ	Season
1. Craig Austin	11	1978-79
2. Bill Cole	10	1972-73
Art Bunte	10	1952-53
4. Randy Robinson	9	1992-93
5. Shaun Vandiver	8	1988-89
Brian Johnson	8	1979-80
Brian Johnson	8	1978-79
Brian Johnson	8	1977-78
Emmett Lewis	8	1976-77
Greg Mueller	8	1974-75

### CAREER FOULS

Player	PF	Seasons
1. Austin Dufault	373	2008-12
2. Brian Johnson	356	1977-81
3. Jay Humphries	350	1980-84
4. Donnie Boyce	346	1991-95
5. Rodell Guest	336	1987-91
6. Shaun Vandiver	308	1988-91
Craig Austin	308	1977-81
8. Xavier Johnson	307	2012-15, 16-17
Scott Wilke	307	1984-88
10. Cory Higgins	304	2007-11

### CAREER DISQUALIFICATIONS

Player	DQ	Seasons
1. Brian Johnson	29	1977-81
2. Craig Austin	22	1977-81
3. Randy Robinson	17	1988-83
Emmett Lewis	17	1975-79
Bill Cole	17	1972-74
6. Shaun Vandiver	16	1988-91
Jay Humphries	16	1980-84
8. Rodell Guest	15	1987-91
Vince Kelley	15	1980-84
10. Donnie Boyce	14	1991-95
Don Walker	14	1956-59

### FEWEST CAREER FOULS PER 40 MINUTES PLAYED

Player	PF	Min.	PF40
1. Dwight Jones, 1997-99	46	1190	1.5
2. Kenny Price, 1997-99	85	1774	1.9
3. Billy Houston, 1981-83	63	1282	2.0
4. Blair Wilson, 2000-04	185	3234	2.3
5. Marcus Hall, 2003-06, 07-08	190	3294	2.3
6. Josh Scott, 2012-16	232	3761	2.5
7. Askia Booker, 2011-15	243	3808	2.6
8. Jo Jo Hunter, 1979-81	108	1637	2.6
9. Levi Knutson, 2007-11	158	2371	2.6
10. Cory Higgins, 2007-11	304	4478	2.7

### Most Fouls

Game: 6, Mack Tuck at Kansas, Jan. 31, 1995

(five personals then technical)

Season: 112, Austin Dufault & Andre Roberson, 2010-11; David Harrison, 2002-03

Career: 356, Brian Johnson, 1977-81

### Most Disqualifications

Season: 11, Craig Austin, 1978-79

Career: 29, Brian Johnson, 1977-81

### Most Action Without Disqualification

Career Games Played: 123, Levi Knutson, 2007-11

Career Minutes Played: 3,234, Blair Wilson, 2000-04

Fewest Career Fouls Per 40 Minutes Played: 1.5, Dwight Jones, 1997-99

### Single-Game Turnovers

11, James Wright at Kansas, Feb. 2, 2002

10, Xavier Silas at Kansas State, Feb. 10, 2007

10, Mack Tuck vs. KU at Kansas City, Mar. 8, 1996

9, five times, last by Michel Morandias vs. Iowa State, Jan. 17, 2004

### Most Turnovers

Half: 7, Richard Roby at Nebraska, Jan. 20, 2007

Game: 11, James Wright at Kansas, Feb. 2, 2002

Season: 118, Chauncey Billups, 1995-96

Career: 379, Donnie Boyce, 1991-95

Conference Game: 9, Michel Morandias vs. Iowa State, Jan. 17, 2004; Donnie Boyce at Iowa State (ot), Feb. 10, 1992; Stevie Wise at Oklahoma State, Feb. 24, 1991

Conference Season: 73, Chauncey Billups, 1995-96

Conference Career: 211, Donnie Boyce, 1990-91

Home Games: 9, Michel Morandias vs. Iowa State, Jan. 17, 2004

Road Games: 11, James Wright at Kansas, Feb. 2, 2002

Neutral Court: 10, Mack Tuck vs. Kansas (Kansas City), Mar. 8, 1996

### CAREER TURNOVERS

Player	G	TO	Avg.	Seasons
1. Donnie Boyce	107	379	3.5	1991-95
2. Richard Roby	119	342	2.9	2004-08
3. Stevie Wise	119	319	2.7	1987-91
4. Cory Higgins	132	305	2.3	2007-11
5. Askia Booker	134	287	2.1	2011-15
6. Jay Humphries	112	286	2.6	1980-84
7. Mike Reid	108	263	2.4	1982-86
8. Michel Morandias	116	246	2.1	2000-04
9. Nate Tomlinson	129	241	1.9	2008-12
10. Brian Johnson	106	236	2.2	1977-81
Michael Lee	103	236	2.5	1984-88



Blair Wilson played a school record 3,234 minutes without fouling out.

### MOST CAREER GAMES PLAYED WITHOUT FOULING OUT

Player, Years	Games
1. Levi Knutson, 2007-11	123
2. Glean Eddy, 2002-06	120
3. Blair Wilson, 1996-2000	119
4. Antoine McGee, 2002-06	113
5. Will Smith, 1996-2000	100
6. David Kuosman, 1985-89	88
7. Ernest Renfro, 1997-2001	87
8. Askia Booker, 2013-15	82
9. Pat Kelly, 1971-74	76
10. Bill Markham, 1987-92	75

### CAREER MINUTES PLAYED WITHOUT FOULING OUT

Player, Years	Min.
1. Blair Wilson, 2000-04	3,234
2. Askia Booker, 2013-15	2,497
3. Levi Knutson, 2007-11	2,371
4. Spencer Dinwiddie, 2011-14	1,790
5. Will Smith, 1996-2000	1,742
6. Glean Eddy, 2002-06	1,730
7. Antoine McGee, 2002-06	1,539
8. Nate Tomlinson, 2010-12	1,506
9. Marcus Hall, 2003-05	1,257
10. James Wright, 2001-03	1,207

### MOST SINGLE-SEASON TURNOVERS

Player	TO	Season
1. Chauncey Billups	118	1995-96
2. Randy Robinson	113	1992-93
3. McKinley Wright IV	108	2018-19
4. Richard Roby	107	2007-08
5. Donnie Boyce	105	1991-92
Jaquay Walls	105	1998-99
7. Alec Burks	99	2010-11
Donnie Boyce	99	1993-94
9. Michel Morandias	98	2003-04
10. Donnie Boyce	96	1992-93
Stevie Wise	96	1990-91

### SINGLE-SEASON ASSIST-TO-TURNOVER RATIO

Player	A	TO	Ratio	Season
1. Billy Houston	104	37	2.81	1982-83
2. Dwight Jones	43	17	2.53	1997-98
3. Joe Washington	88	35	2.51	1981-82
4. Dwight Jones	50	20	2.50	1998-99
5. Billy Law	170	75	2.27	1990-91
6. Nate Tomlinson	108	59	2.20	2011-12
7. Marcus Hall	124	57	2.18	2005-06
8. Mike Reid	167	77	2.17	1985-86
9. Nick Mohr	83	49	2.13	2001-02
Billy Law	151	71	2.13	1991-92

### CAREER ASSIST-TO-TURNOVER RATIO

Player	A	TO	Ratio	Seasons
1. Dwight Jones	93	37	2.51	1997-99
2. Billy Law	321	146	2.20	1990-92
3. Curtis Rayford	33	16	2.06	1980-82
4. Jay Humphries	562	286	1.97	1980-84
5. Billy Houston	133	68	1.96	1981-83
6. Marcus Hall	423	224	1.89	2003-06, 07-08
7. Joe Washington	177	95	1.86	1978-82
8. Mike Reid	446	263	1.70	1982-86
9. Nate Tomlinson	405	241	1.68	2008-12
10. Reggie Morton	243	156	1.56	1988-90

## TEAM RECORDS — SINGLE GAME

(All records except points, wins and losses are since 1952-53 season)

### Most Minutes Played

65, vs. Iowa State, Feb. 27, 1960 (5 ot)

### Most Points

Half: 75, vs. Central Connecticut State, Dec. 7, 1990 (2nd)

Overall: 132, vs. George Mason, Dec. 2, 1995 (ot)

Conference: 107, vs. Iowa State, Mar. 5, 1970

Both Teams: 249, Colorado (132) vs. George Mason (117), Dec. 2, 1995 (ot)

Conference/Both Teams: 218, Colorado (84) at Oklahoma (134), Feb. 27, 1988

Two Consecutive Games: 224, Dec. 3, 2000, vs. Texas-Arlington (119-75); Dec. 6, 2000, at St. Mary's (105-61)

Three Consecutive Games: 318, Dec. 29, 1990, to Jan. 5, 1991; Nov. 28, 2000, to Dec. 6, 2000

Consecutive Points Scored/Game: 24, vs. Valparaiso, Nov. 27, 1989

Winning Margin: 66, Colorado (76) at Leadville H.S. (10), Jan. 7, 1910; 64, CU (116) vs. Savannah State (64), Jan. 3, 2006

Losing Margin: 52, Colorado (40) at Kansas State (92), Feb. 2, 1952

### Fewest Points

Overall: 6, vs. Boulder Youth Association, Feb. 22, 1903

Conference: 9, vs. Colorado Mines, Feb. 22, 1923

### Most Rebounds

Half: 39, vs. Central Connecticut State, Dec. 7, 1990 (1st)

Overall: 70, vs. New Mexico, Dec. 7, 1959

Conference Half: 33, vs. Washington, Feb. 13, 2016 (1st)

Conference: 68, vs. Iowa State, Feb. 27, 1960

### Most Field Goals

Overall Made: 50 (of 83), vs. Adams State, Dec. 16, 1980

Conference Made: 44 (of 84), vs. Iowa State, Mar. 5, 1970

Overall Attempted: 96, vs. Oklahoma, Jan. 17, 1955; at Oklahoma, Jan. 12, 1953

Conference Attempted: 96, vs. Oklahoma, Jan. 17, 1955; at Oklahoma, Jan. 12, 1953

Overall 3PT FG Made: 17, vs. Oklahoma State, Jan. 30, 2005

Conference 3PT FG Made: 17, vs. Oklahoma State, Jan. 30, 2005

Overall 3PT FG Attempted: 35, vs. Montana, Dec. 10, 2001

Conference 3PT FG Attempted: 31, vs. Iowa State, Mar. 5, 2005

Overall Percentage: .758, (25 of 33), at Nebraska, Jan. 21, 1981

Conference Percentage: .758, (25 of 33), at Nebraska, Jan. 21, 1981

### Fewest Field Goals

Overall Made: 12, on four occasions

Conference Made: 12, vs. Oklahoma, Mar. 7, 1997

Overall Attempted: 30, vs. Kansas, Feb. 10, 1958

Conference Attempted: 30, vs. Kansas, Feb. 10, 1958

### Most Free Throws

Overall Made: 46, (of 62) vs. Brigham Young, Dec. 4, 1954

Conference Made: 39, (of 54) vs. Oklahoma, Feb. 16, 1957

Consecutive Made: 28, in 1983 (Dec. 7 vs. Colorado State, 23; Dec. 10, at UC-Irvine, 5)

Overall Attempted: 62, vs. Brigham Young, Dec. 4, 1954

Conference Attempted: 54, vs. Oklahoma, Feb. 16, 1957

Overall Percentage (min. 10 Attempts): 1.000, 26 of 26, vs. Georgia, Dec. 28, 2013

Conference Percentage: 1.000, 14 of 14, at Nebraska, Feb. 16, 1980

### Fewest Free Throws

Overall Made: 0, (of 1) at Iowa State, Jan. 14, 1987

Conference Made: 0, (of 1) at Iowa State, Jan. 14, 1987

Overall Attempted: 1, at Iowa State, Jan. 14, 1987

Conference Attempted: 1, at Iowa State, Jan. 14, 1987

### Most Assists

Half: 23, vs. Arkansas-Little Rock, Dec. 11, 1976 (2nd)

Overall: 44, vs. George Mason (ot), Dec. 2, 1995

Conference: 31, Oklahoma, Jan. 13, 1982

### Most Steals

Half: 13, vs. Wisconsin-Milwaukee, Jan. 15, 1983 (1st)

Overall: 21, vs. Wisconsin-Milwaukee, Jan. 15, 1983

Conference: 19, at Oklahoma State, Jan. 16, 1988

### Most Turnovers

Half: 20, at Iowa State, Feb. 6, 1993 (1st)

Overall: 36, vs. Iowa State, Dec. 27, 1974

Conference: 31, at Oklahoma, Feb. 20, 1985

### Fewest Turnovers

Half: 0, last time at Utah, Jan. 20, 2019 (2nd)

Overall: 2, at San Jose State, Dec. 19, 1978

Conference: 4, at Iowa State, Jan. 30, 2010

### Most Blocked Shots

Half: 8, on five occasions

Overall: 15, vs. Nebraska, March 8, 2003

Conference: 15, vs. Nebraska, March 8, 2003

### Most Personal Fouls

Half: 24, vs. Arizona, Mar. 10, 2016 (Pac-12) (2nd)

Overall: 37, vs. Denver, Dec. 4, 1964

Conference: 36, vs. Kansas State, Jan. 16, 2010

### Fewest Personal Fouls

Half: 2, on two occasions

Overall: 5, vs. Norfolk State, Nov. 27, 1997

### Most Disqualifications

5, at Southern Cal, Dec. 20, 1975

### Consecutive Points Scored

Two Games: 29, last 13 points vs. Texas, Feb. 4, 2003; first 16 points vs. Iowa State, Feb. 8, 2003

## OPPONENT RECORDS — SINGLE GAME

### INDIVIDUAL

Most Minutes Played: 58, Matt Clark, Oklahoma State at Boulder, Feb. 5, 1983 (4 ot)

Most Field Goals Made: 19, Hercle Ivy, Iowa State at Ames, Feb. 22, 1975

Most Field Goals Attempted: 33, Wilt Chamberlain, Kansas at Kansas City, Dec. 29, 1956

Best Field Goal Percentage: 1.000 (11 of 11), Eddie Elder, Kansas State at Manhattan, Feb. 23, 1985

Three-Point Field Goals Made: 10, Kyle Kerlegan, Cal State-Northridge at Boulder, Nov. 23, 1990; Calvin Curry, Oklahoma at Boulder, Mar. 2, 1994

Three-Point Field Goals Attempted: 21, Kyle Kerlegan, Cal State-Northridge at Boulder, Nov. 23, 1990

Most Free Throws Made: 24, Arlen Clarke, Oklahoma State at Stillwater, Mar. 7, 1959

Best Free Throw Percentage: 1.000 (24 of 24), Arlen Clarke, Oklahoma State at Stillwater, Mar. 7, 1959

Most Points Scored: 45, Wilt Chamberlain, Kansas at Kansas City, Dec. 29, 1956

Most Rebounds: 24, Bill Cain, Iowa State at Ames, Jan. 19, 1970

Most Assists: 16, Anthony Manuel, Bradley at Peoria, Dec. 9, 1987

Most Steals: 7, three times, recent, Delon Wright, Utah at Boulder, Feb. 1, 2014

Most Blocked Shots: 9, Jordan Bachynski, Arizona State at Tempe, Jan. 6, 2013

Most Turnovers: 11, Devon Chambers, SUNY-Buffalo at Boulder, Jan. 13, 1993; Isaac Spencer, Murray State at Boulder, Dec. 28, 2000

### TEAM

Most Field Goals Made: 56, Oklahoma at Norman, Feb. 27, 1988

Most Field Goals Attempted: 107, UNLV at Boulder, Dec. 3, 1975

Best Field Goal Percentage: .704 (38 of 54), Kansas at Lawrence, Feb. 25, 1989

Three-Point Field Goals Made: 20, Missouri at Boulder, Feb. 23, 2002

Three-Point Field Goals Attempted: 44, Cal State-Northridge at Boulder, Nov. 23, 1990; Central Connecticut State at Boulder, Dec. 7, 1990

Most Free Throws Made: 42, UCLA at Los Angeles, Dec. 2, 1977

Most Free Throws Attempted: 52, Kansas State at Boulder, Jan. 16, 2010

Best Free Throw Percentage: 1.000 (17 of 17), Oklahoma at Norman, Feb. 16, 1990; 1.000 (8 of 8), Iowa State at Boulder, Jan. 16, 2002

Most Points Scored/Half: 80, Central Connecticut State at Boulder, Dec. 7, 1990

Most Points Scored/Game: 134, Oklahoma at Norman, Feb. 20, 1985; Iowa State at Ames, Mar. 5, 1988

Most Rebounds: 72, Northwestern at Chicago, Dec. 12, 1964; Kansas at Lawrence, Feb. 26, 1994

Most Assists: 35, Oklahoma at Boulder, Feb. 17, 1996

Most Steals: 19, Oklahoma State at Stillwater, Jan. 10, 1981; Iowa State at Kansas City, Dec. 27, 1974

Most Blocked Shots: 15, at Washington in Seattle, Jan. 20, 2016

Most Turnovers: 31, on four occasions

Most Personal Fouls: 40, Kansas State at Kansas City, Dec. 29, 1965

Fewest Personal Fouls: 7, Kansas at Kansas City, Dec. 29, 1956

Most Points Scored in a Losing Game: 108, Central Connecticut State vs. Colorado (124) in Boulder, Dec. 7, 1990

Most Points Scored in a Losing Game/Overtime: 117, George Mason vs. Colorado (132) in Boulder, Dec. 2, 1996



## SINGLE-SEASON RECORDS

### MOST WINS (Season)

1.	24	2011-12
	24	2010-11
3.	23	2018-19
	23	2013-14
5.	22	2015-16
	22	1996-97
7.	21	2012-13
	21	1968-69
9.	20	2005-06
	20	2002-03

Fewest Wins/Season: 2, 1902-03

### LONGEST WINNING STREAKS

1.	14	1941-42
2.	13	1928-30*
3.	12	1939-40
	12	1961-62
5.	11	2015-16
6.	10	2013-14
	10	1944-45
	10	1920-22*
9.	9	2005-06

\*-over two seasons

### LONGEST CONFERENCE WIN STREAK

(two seasons): 13: Feb. 2, 1929-Jan. 25, 1930

### LONGEST WIN STREAK TO START A SEASON

7: Nov. 26-Dec. 18, 1982; Dec. 2-Dec. 17, 1960

### LONGEST LOSING STREAK:

17: Jan. 8-Mar. 7, 1986

### LONGEST CONFERENCE LOSING STREAK:

14: Jan. 15-Mar. 1, 1986

### HIGHEST WINNING PERCENTAGE

(min. of 15 games):

1.	.889 (16-2), 1941-42
2.	.813 (13-3), 1944-45
3.	.810 (17-4), 1939-40
4.	.778 (14-4), 1938-39
5.	.760 (19-6), 1954-55
6.	.750 (21-7), 1968-69
7.	.731 (19-7), 1962-63
	.731 (19-7), 1961-62
9.	.714 (15-6), 1937-38
10.	.688 (22-10), 1996-97

Lowest Winning Percentage: .250, 1988-89

### GAMES PLAYED

1.	38	2010-11
2.	36	2011-12
	36	2018-19
4.	35	2013-14
5.	34	2016-17
	34	2015-16
	34	2014-15
8.	33	2012-13
		1998-99
		1990-91

Fewest Games: 4, 1901-02

### MOST POINTS

1.	3,025	2010-11
2.	2,717	1990-91
3.	2,648	2018-19
4.	2,576	2015-16
5.	2,568	2016-17
6.	2,457	2013-14
7.	2,437	1989-90
8.	2,429	2011-12
9.	2,419	2000-01
10.	2,411	1998-99

Fewest Points (min. 20 games): 1201, 1950-51

### HIGHEST SCORING AVERAGE (Season)

1.	82.3	1990-91
2.	81.2	1989-90
3.	80.6	2000-01
4.	79.7	2001-02
5.	79.6	2010-11
6.	79.5	1994-95
7.	76.8	2005-06
8.	76.6	1988-89
	76.6	1968-69
10.	76.4	1969-70

Lowest Scoring Average/Season:

(min. 25 games): 64.2, 1961-62

### FIELD GOALS

1.	1,058	2010-11
2.	996	1990-91
3.	924	2018-19
4.	911	1989-90
5.	888	2016-17
6.	869	2002-03
7.	865	2015-16
8.	844	1999-2000
9.	839	1998-99
10.	837	2000-01

Fewest FGs Made (min. of 25 games): 580,

1954-55

### FIELD GOAL PERCENTAGE

1.	.502	1985-86
2.	.498	1980-81
3.	.493	1983-84
4.	.486	1982-83
5.	.483	1979-80
6.	.481	1981-82
7.	.479	1989-90
8.	.474	1986-87
9.	.473	2010-11
	.473	2009-10

Lowest FG Percentage (min. of 25 games):

.356, 1954-55

### FIELD GOAL PCT. DEFENSE (Oppt. FG%)

1.	.298	1948-49
2.	.299	1949-50
3.	.328	1951-52
4.	.345	1954-55
5.	.349	1952-53
6.	.355	1953-54
7.	.356	1955-56
8.	.363	1958-59
	.368	1962-63
10.	.372	1960-61

Highest Oppt. FG Pct.: .515, 1981-82

### 3-POINT FIELD GOALS (since 1986-87)

1.	252	2015-16
2.	250	2016-17
3.	241	2017-18
4.	240	2005-06
5.	230	2018-19
	230	2010-11
7.	223	2004-05
8.	218	1998-99
8.	206	2009-10
10.	199	2011-12

### 3-POINT PERCENTAGE (min. of 300 attempts)

1.	.389	2015-16
2.	.388	2009-10
3.	.372	2010-11
	.372	2003-04
5.	.371	1995-96
6.	.362	1996-97
7.	.359	2000-01
8.	.359	2017-18
9.	.357	2001-02
10.	.353	2004-05

Lowest 3-Point Percentage: .290,

1993-94 & 1988-89

### FREE THROWS MADE

1.	679	2010-11
2.	648	2013-14
3.	612	1954-55
4.	594	2015-16
5.	570	2018-19
6.	565	1999-2000
7.	561	2009-10
8.	560	2011-12
9.	559	2000-01
10.	547	1996-97

Fewest FT Made: 239, 1948-49

### FREE THROW PERCENTAGE

1.	.778	2012-11 (679-873)
2.	.766	2009-10 (561-732)
3.	.753	2018-19 (570-757)
4.	.752	1979-80 (431-573)
5.	.741	1985-86 (443-598)
6.	.734	2015-16 (594-809)
7.	.731	2008-09 (429-587)
8.	.729	2017-18 (446-612)
9.	.728	1990-91 (545-749)
10.	.719	1981-82 (418-581)

Lowest FT Percentage: .609, 1951-52 (399-655)

### TOTAL REBOUNDS (since 1951-52)

1.	1,433	2015-16
2.	1,367	2010-11
3.	1,354	2018-19
4.	1,351	2002-03
5.	1,305	2013-14
6.	1,289	2011-12
7.	1,288	1999-2000
8.	1,275	2016-17
9.	1,269	2014-15
10.	1,251	1998-99

Fewest Rebounds: 740, 1953-54

### REBOUND AVERAGE (since 1951-52)

1.	49.8	1960-61
2.	49.2	1954-55
3.	47.1	1962-63
4.	46.7	1959-60
5.	45.1	1964-65
6.	44.5	1955-56
7.	44.3	1965-66
8.	44.2	1961-62
9.	43.2	1968-69
10.	43.1	1963-64

Lowest Rebounds: 27.6, 2008-09

### REBOUND MARGIN

1.	+8.9	1962-63
2.	+8.6	2015-16
3.	+6.4	2001-02
4.	+6.3	2018-19
5.	+6.2	1961-62
6.	+5.9	2013-14
	+5.9	1959-60
7.	+5.5	2002-03
9.	+5.0	2014-15
	+5.0	1960-61

Lowest Rebound Margin: -9.2, 1974-75

### ASSISTS (since 1974-75)

1.	561	1990-91
2.	531	1982-83
3.	524	2010-11
4.	522	1984-85
5.	517	2000-01
6.	508	2001-02
7.	501	1983-84
8.	497	2005-06
9.	491	1986-87
10.	482	1998-99

Fewest Team Assists: 297, 1978-79

### ASSIST AVERAGE (since 1974-75)

1.	19.0	1982-83
2.	18.6	1984-85
3.	17.5	2001-02
	17.5	1995-96
	17.5	1985-86
6.	17.3	1983-84
7.	17.2	2000-01
	17.2	1981-82
9.	17.0	1990-91
	17.0	1976-77

Lowest Assist Average: 9.9, 2012-13

### BLOCKED SHOTS (since 1977-78)

1.	214	2002-03
2.	177	1996-97
3.	174	2005-06
	174	2003-04
5.	168	2015-16
6.	159	1992-93
7.	158	2004-05
8.	152	1993-94
9.	146	2016-17
10.	139	1994-95

Fewest Team Blocks: 46, 1979-80

### STEALS (since 1977-78)

1.	285	1994-95
2.	281	1998-99
3.	275	1999-00
4.	265	1982-83
5.	263	1990-91
6.	259	2010-11
7.	258	1996-97
8.	256	2009-10
9.	255	1991-92
10.	254	2005-06

Fewest Team Steals: 123, 1978-79

## CU EVENTS CENTER RECORDS

### POINTS

**Overall:** 43, Tony Dumas, UMKC, Jan. 12, 1994  
**CU Overall:** 42, Jaquay Walls vs. Iowa State, Feb. 19, 2000  
**CU Conference:** 42, Jaquay Walls vs. Iowa State, Feb. 19, 2000  
**Opp Conference:** 40, Clarence Gilbert, Missouri, Feb. 23, 2002  
**CU Pac-12:** 31, Derrick White vs. Utah, Feb. 23, 2017  
**Opp Pac-12:** 37, Bryce Alford, UCLA, Jan. 12, 2017  
**CU NonCon:** 37, Scott Wilke vs. Loyola-Chicago, Dec. 22, 1987  
**Opp NonCon:** 43, Tony Dumas, UMKC, Jan. 12, 1994  
**Overall Half:** 29, Rob Davis, Fort Hays State, Dec. 17, 2016 (2nd)  
**CU Half:** 28, Cory Higgins vs. Colorado State, Dec. 10, 2008 (2nd)

**Team Overall:** 132, Colorado (vs. George Mason) Dec. 2, 1995  
**Opp Overall:** 117, George Mason, Dec. 2, 1995  
**CU Conference:** 106, vs. Missouri, Jan. 29, 1996  
**Opp Conference:** 106, Oklahoma, Feb. 18, 1989  
**CU Pac-12:** 100, vs. Oregon, Jan. 5, 2014  
**Opp Pac-12:** 104, UCLA, Jan. 12, 2017  
**CU NonCon:** 132, vs. George Mason, Dec. 2, 1995  
**Opp NonCon:** 117, George Mason, Dec. 2, 1995

**Overall Half:** 80, Central Connecticut State, Dec. 7, 1990  
**CU Half:** 75, vs. Central Connecticut State, Dec. 7, 1990  
**CU Conference Half:** 59 vs. Iowa State, Jan. 5, 1991  
**Opp Conference Half:** 60, Oklahoma, Feb. 18, 1989; Kansas State, Jan. 21, 1987  
**CU Pac-12 Half:** 56, UCLA, Mar. 7, 2019 (2nd); vs. Oregon, Jan. 5, 2014 (2nd)  
**Opp Pac-12 Half:** 57, Arizona, Feb. 22, 2014 (2nd)  
**CU NonCon Half:** 75, vs. Central Connecticut State, Dec. 7, 1990  
**Opp NonCon Half:** 80, Central Connecticut State, Dec. 7, 1990

**Two-Team Overall:** 249, CU (132) vs. George Mason (117), Dec. 2, 1995  
**Two-Team Conference:** 200, CU (106) vs. Missouri (94), Feb. 29, 1996  
**Two-Team Pac-12:** 193, UCLA (104) vs. CU (89), Jan. 12, 2017  
**Two-Team Half Overall:** 155, Central Connecticut State (80) vs. CU (75), Dec. 7, 1990  
**Two-Team Half Conference:** 113, Oklahoma (60) vs. CU (53), Feb. 18, 1989  
**Two-Team Half Pac-12:** 105, CU (56) vs. Oregon (49), Jan. 5, 2015

**Team Single OT Overall:** 26, Colorado (vs. George Mason) Dec. 2, 1995  
**Opp Single OT Overall:** 21, Oklahoma State, Jan. 23, 1982  
**Two-Team Single OT:** 37, CU (26) vs. George Mason (11), Dec. 2, 1995; Oklahoma State (21) vs. CU (16), Jan. 23, 1982

**Fewest Points Overall:** 33, Utah, Dec. 21, 2011  
**CU Fewest Overall:** 43, vs. Stanford, Dec. 2, 2007  
**CU Fewest Conference:** 44, vs. Nebraska, Jan. 19, 1980  
**Opp Fewest Conference:** 33, Utah, Dec. 21, 2011  
**CU Fewest Pac-12:** 50, vs. Washington, Jan. 22, 2015; vs. Stanford, Feb. 23, 2012  
**Opp Fewest Pac-12:** 33, Utah, Dec. 21, 2011  
**CU Fewest NonCon:** 43, vs. Stanford, Dec. 2, 2007  
**Opp Fewest NonCon:** 34, New Orleans, Dec. 28, 2011

**Fewest Points Half Overall:** 11, Utah, Dec. 31, 2011; Colorado (vs. Air Force), Nov. 18, 2006  
**CU Fewest Half Conference:** 18, vs. Kansas, Jan. 23, 1993; vs. Kansas, Feb. 21, 1981  
**Opp Fewest Half Conference:** 11, Utah, Dec. 31, 2011

**CU Fewest Half Pac-12:** 20, vs. Stanford, Feb. 23, 2012  
**Opp Fewest Half Pac-12:** 11, Utah, Dec. 31, 2011  
**CU Fewest Half NonCon:** 11, vs. Air Force, Nov. 18, 2006  
**Opp Fewest Half NonCon:** 14, New Orleans, Dec. 28, 2011

**Two-Team Fewest Points Overall:** 97, Nebraska (53) vs. CU (44), June 19, 1980  
**Two-Team Fewest Pac-12:** 100, CU (54) vs. California (46), Mar. 4, 2017  
**Two-Team Fewest NonCon:** 106, CU (55) vs. Regis (51), Nov. 28, 1984  
**Two-Team Fewest Points Half:** 35, CU (18) vs. Kansas (17), Feb. 21, 1981  
**Two-Team Fewest Half Pac-12:** 38, CU (27) vs. Utah (11), Dec. 31, 2011  
**Two-Team Fewest Half NonCon:** 38, TCU (24) vs. CU (14), Dec. 3, 2008

**Consecutive Points, Team:** 24, Colorado (vs. Valparaiso), Nov. 27, 1989

### FIELD GOALS MADE

**Overall:** 16, Jaquay Walls, Colorado (vs. Iowa State), Feb. 19, 2000; Scott Wilke, Colorado (vs. Loyola-Chicago) Dec. 22, 1987; Wayman Tisdale, Oklahoma, Jan. 18, 1984  
**CU Conference:** 16, Jaquay Walls, vs. Iowa State, Feb. 19, 2000  
**Opp Conference:** 16, Wayman Tisdale, Oklahoma, Jan. 18, 1984  
**CU Pac-12:** 13, Tyler Bey vs. UCLA, Mar. 7, 2019  
**Opp Pac-12:** 11, 4 times, last by Deandre Ayton, Arizona, Jan. 6, 2018  
**CU NonCon:** 16, Scott Wilke, vs. Loyola-Chicago, Dec. 22, 1987  
**Opp NonCon:** 14, Mike Daum, South Dakota State, Dec. 15, 2017; Johnny Rodgers, UC Irvine, Nov. 26, 1984

**Team Overall:** 50, Colorado (vs. Adams State), Dec. 16, 1980  
**Opp Overall:** 44, Oklahoma, Feb. 17, 1996; Oklahoma, Feb. 18, 1989  
**CU Conference:** 41, vs. Oklahoma, Feb. 26, 1983  
**Opp Conference:** 44, Oklahoma, Feb. 17, 1996; Oklahoma, Feb. 18, 1989  
**CU Pac-12:** 35, vs. Washington State, Jan. 10, 2019; vs. Stanford, Mar. 2, 2017  
**Opp Pac-12:** 35, UCLA, Jan. 12, 2017; Arizona, Feb. 22, 2014  
**CU NonCon:** 50, vs. Adams State, Dec. 16, 1980  
**Opp NonCon:** 39, Wyoming, Dec. 2, 1987

**Two-Team Overall:** 89, CU (48) vs. Central Connecticut State (41), Dec. 7, 1990  
**Two-Team Conference:** 78, CU (41) vs. Oklahoma (37) Feb. 26, 1983  
**Two-Team Pac-12:** 64, Oregon (33) vs. CU (31), Jan. 5, 2014

### FIELD GOALS ATTEMPTED

**Overall:** 30, Barry Stevens, Iowa State, Feb. 8, 1984; Kevin Jones, Wisconsin-Milwaukee, Jan. 15, 1983  
**CU Overall:** 25, Scott Wilke vs. Loyola-Chicago, Dec. 22, 1987  
**CU Conference:** 24, Jaquay Walls vs. Iowa State, Feb. 19, 2000; Donnie Boyce vs. Missouri, Jan. 15, 1994; Stevie Wise vs. Missouri, Jan. 27, 1990  
**Opp Conference:** 30, Barry Stevens, Iowa State, Feb. 8, 1984  
**CU Pac-12:** 20, Tyler Bey vs. UCLA, Mar. 7, 2019  
**Opp Pac-12:** 22, Que Johnson, Washington State, Feb. 11, 2016  
**CU NonCon:** 25, Scott Wilke vs. Loyola-Chicago, Dec. 22, 1987  
**Opp NonCon:** 30, Kevin Jones, Wisconsin-Milwaukee, Jan. 15, 1983

**Team Overall:** 103, George Mason, Dec. 2, 1995 (ot)  
**CU Overall:** 92, vs. Central Connecticut State, Dec. 7, 1990  
**CU Conference:** 83, vs. Oklahoma, Feb. 26, 1983  
**Opp Conference:** 85, Oklahoma, Feb. 18, 1989  
**CU Pac-12:** 69 vs. Washington State, Feb. 13, 2016  
**Opp Pac-12:** 78, Oregon, Jan. 5, 2014



## CU EVENTS CENTER RECORDS

**CU NonCon:** 92, vs. Central Connecticut State, Dec. 7, 1990  
**Opp NonCon:** 103, George Mason, Dec. 2, 1995 (ot)  
**Two-Team Overall:** 190, Central Connecticut State (98) vs. CU (92), Dec. 7, 1990  
**Two-Team Conference:** 161, Oklahoma (85) vs. CU (76), Feb. 18, 1989  
**Two-Team Pac-12:** 139, Arizona State (76), CU (63), Jan. 4, 2018

### FIELD GOAL PERCENTAGE

**Overall:** 1.000 (10-10), David Harrison, Colorado (vs. Baylor), Jan. 31, 2004  
**Opp Overall:** 1.000 (7-7), Travis Reynolds, Kansas State, Mar. 3, 2001; Kevin Pritchard, Kansas, Feb. 21, 1990; Ricky Frazier Missouri, Feb. 13, 1980  
**CU Conference:** 1.000 (10-10), David Harrison, vs. Baylor, Jan. 31, 2004  
**Opp Conference:** 1.000 (7-7), Travis Reynolds, Kansas State, Mar. 3, 2001; Kevin Pritchard, Kansas, Feb. 21, 1990; Ricky Frazier Missouri, Feb. 13, 1980  
**CU Pac-12:** 1.000 (9-9) Tyler Bey vs. Oregon, Feb. 2, 2019  
**Opp Pac-12:** .875 (7-8) Eric Moreland, Oregon State, Mar. 9, 2013  
**CU NonCon:** 1.000 (7-7) Shaun Vandiver vs. Utah, Dec. 6, 1988; Scott Wilke vs. Marquette, Jan. 3, 1987  
**Opp NonCon:** 1.000 (6-6) Willie Hones, Wyoming, Dec. 2, 1987; Bill Garnett, Wyoming, Dec. 10, 1981

**Team Overall:** .673 (33-49), Kansas State, Jan. 16, 1982  
**CU Overall:** .656 (40-61), vs. Midwestern State, Dec. 29, 1979  
**CU Conference:** .633 (31-49), vs. Kansas, Feb. 17, 1982  
**Opp Conference:** .673 (33-49), Kansas State, Jan. 16, 1982  
**CU Pac-12:** .596 (28-47), vs. California, Jan. 27, 2013  
**Opp Pac-12:** .603 (33-58), Arizona, Feb. 22, 2014  
**CU NonCon:** .656 (40-61), vs. Midwestern State, Dec. 29, 1979  
**Opp NonCon:** .600 (27-45), Tulsa, Jan. 7, 2008

### 3-POINT FIELD GOALS MADE

**Overall:** 12, Clarence Gilbert, Missouri, Feb. 23, 2002  
**CU Overall:** 7, six times, last by Richard Roby vs. Kansas State, Feb. 26, 2005  
**CU Conference:** 7, five times, last by Richard Roby vs. Kansas State, Feb. 26, 2005  
**Opp Conference:** 12, Clarence Gilbert, Missouri, Feb. 23, 2002  
**CU Pac-12:** 6, Carlon Brown vs. Washington State, Jan. 12, 2012  
**Opp Pac-12:** 9, Bryce Alford, UCLA, Jan. 12, 2017  
**CU NonCon:** 7, Stevie Wise, vs. Wisconsin-Green Bay, Dec. 4, 1990  
**Opp NonCon:** 9, Sebastian Koch, Elon, Dec. 13, 2013; Omar Strong, Texas Southern, Nov. 27, 2012

**Team Overall:** 20, Missouri, Feb. 23, 2002  
**CU Overall:** 17, vs. Oklahoma State, Jan. 30, 2005  
**Opp Conference:** 20, Missouri, Feb. 23, 2002  
**CU Pac-12:** 14 vs. UCLA, Feb. 25, 2018  
**Opp Pac-12:** 19, UCLA, Jan. 12, 2017  
**CU NonCon:** 16, vs. Montana, Feb. 10, 2001  
**Opp NonCon:** 17, Wisconsin-Milwaukee, Dec. 30, 2001

**Two-Team Overall:** 30, CU (17) vs. Oklahoma State (13), Jan. 30, 2005  
**Two-Team Pac-12:** 28, CU (14) vs. UCLA (14), Feb. 25, 2018  
**Two-Team NonCon:** 29, CU (16) vs. Montana (13), Feb. 10, 2001

### 3-POINT FIELD GOALS ATTEMPTED

**Overall:** 21, Kyle Kerlegan, Cal State-Northridge, Nov. 23, 1990  
**CU Overall:** 16, Kenny Price vs. Kansas State, Feb. 27, 1999  
**CU Conference:** 16, Kenny Price vs. Kansas State, Feb. 27, 1999  
**Opp Conference:** 17, Clarence Gilbert, Missouri, Feb. 23, 2002

**CU Pac-12:** 12, Carlon Brown vs. Washington State, Jan. 7, 2012  
**Opp Pac-12:** 14, Bryce Alford, UCLA, Jan. 12, 2017  
**CU NonCon:** 14, Stevie Wise vs. Wisconsin-Green Bay, Dec. 4, 1990  
**Opp NonCon:** 21, Kyle Kerlegan, Cal State-Northridge, Nov. 23, 1990

**Team Overall:** 44, Central Connecticut State, Dec. 7, 1990; Cal State-Northridge, Nov. 23, 1990

**CU Overall:** 37, vs. Utah, Dec. 7, 2005  
**CU Conference:** 31, vs. Iowa State, Mar. 5, 2005  
**Opp Conference:** 37, Missouri, Feb. 23, 2002; Baylor, Jan. 30, 2002  
**CU Pac-12:** 30, vs. UCLA, Feb. 25, 2018  
**Opp Pac-12:** 34, Washington State, Jan. 18, 2018; Arizona State, Jan. 4, 2018; UCLA, Jan. 12, 2017  
**CU NonCon:** 37, vs. Utah, Dec. 7, 2005  
**Opp NonCon:** 44, Central Connecticut State, Dec. 7, 1990; Cal State-Northridge, Nov. 23, 1990

**Two-Team Overall:** 65, Cal State-Northridge (44) vs. CU (21), Nov. 23, 1990  
**Two-Team Conference:** 61, UCLA (31) vs. CU (30), Feb. 25, 2018  
**Two-Team Pac-12:** 61, UCLA (31) vs. CU (30), Feb. 25, 2018

### FREE THROWS MADE

**Overall:** 18, Jaquay Walls, Colorado (vs. Oklahoma State), Feb. 10, 1999  
**Opp Overall:** 16, Tra Holder, Arizona State, Mar. 1, 2015  
**CU Conference:** 18, Jaquay Walls, vs. Oklahoma State, Feb. 10, 1999  
**Opp Conference:** 16, Tra Holder, Arizona State, Mar. 1, 2015  
**CU Pac-12:** 14, Spencer Dinwiddie vs. Arizona State, Feb. 16, 2013  
**Opp Pac-12:** 16, Tra Holder, Arizona State, Mar. 1, 2015  
**CU NonCon:** 16, Spencer Dinwiddie vs Texas-Southern, Nov. 27, 2012; Cory Higgins vs. Arkansas-Pine Bluff, Nov. 13 2009  
**Opp NonCon:** 14, Tony Dumas, UMKC, Jan. 20, 1993

**Team Overall:** 38, Kansas State, Jan. 16, 2010  
**CU Overall:** 36, vs. Missouri, Feb. 22, 1997; vs. Iowa State, Jan. 30, 1980  
**CU Conference:** 36, vs. Missouri, Feb. 22, 1997; vs. Iowa State, Jan. 30, 1980  
**Opp Conference:** 38, Kansas State, Jan. 16, 2010  
**CU Pac-12:** 33, vs. Oregon, Jan. 5, 2014  
**Opp Pac-12:** 25, Utah, Feb. 23, 2017; Arizona State, Mar. 1, 2015  
**CU NonCon:** 35, vs. Colorado State, Dec. 8, 2010  
**Opp NonCon:** 35, George Mason, Dec. 2, 1995

**Two-Team Overall:** 65, Kansas State (38) vs. CU (27), Jan. 16, 2010  
**Two-Team Pac-12:** 50, CU (25) vs. Arizona State (25), Mar. 1, 2015  
**Two-Team NonCon:** 64, George Mason (35) vs. CU (29), Dec. 2, 1995

### FREE THROWS ATTEMPTED

**Overall:** 21, Tony Dumas, UMKC, Jan. 12, 1994  
**CU Overall:** 20, four times, last by Alec Burks vs. Texas, Feb. 26, 2011  
**CU Conference:** 20, Alec Burks vs. Texas, Feb. 26, 2011; Jaquay Walls vs. Oklahoma State, Feb. 10, 1999; Poncho Hodges vs. Oklahoma, Feb. 20, 1993  
**Opp Conference:** 17, Marcus Fizer, Iowa State, Feb. 19, 2000  
**CU Pac-12:** 14, McKinley Wright IV vs. California, Feb. 7, 2018; Spencer Dinwiddie vs. Arizona State, Feb. 16, 2013  
**Opp Pac-12:** 16, Tra Holder, Arizona State, Mar. 1, 2015  
**CU NonCon:** 20, Billy Law vs. Towson State, Nov. 25, 1991  
**Opp NonCon:** 21, Tony Dumas, UMKC, Jan. 12, 1994

## CU EVENTS CENTER RECORDS

**Team Overall:** 54, Kansas State, Jan. 16, 2010  
**CU Overall:** 49, vs. Missouri, Feb. 22, 1997; vs. Towson State, Nov. 25, 1991  
**CU Conference:** 49, vs. Missouri, Feb. 22, 1997  
**Opp Conference:** 54, Kansas State, Jan. 16, 2010  
**CU Pac-12:** 40 vs. Washington State, Feb. 11, 2016  
**Opp Pac-12:** 39, Arizona State, Mar. 1, 2015  
**CU NonCon:** 49, vs. Towson State, Nov. 25, 1991  
**Opp NonCon:** 48, George Mason, Dec. 2, 1995

**Two-Team Overall:** 94, Kansas State (54) vs. CU (40), Jan. 16, 2010  
**Two-Team Pac-12:** 72, Arizona State (39) vs. CU (33), Mar. 1, 2015  
**Two-Team NonCon:** 91, George Mason (48) vs. CU (43), Dec. 2, 1995

### FREE THROW PERCENTAGE

**Overall:** 1.000 (16-16), Cory Higgins, Colorado (vs. Arkansas-Pine Bluff) Nov. 13, 2009; Chauncey Billups, Colorado (vs. Oklahoma), Feb. 17, 1996; Jo Jo Hunter, Colorado (vs. Iowa State), Jan. 30, 1980  
**Opp Overall:** 1.000 (11-11), Antoine Wright, Texas A&M, Feb. 19, 2005  
**CU Conference:** 1.000 (16-16) Chauncey Billups, Colorado (vs. Oklahoma), Feb. 17, 1996; Jo Jo Hunter, Colorado (vs. Iowa State), Jan. 30, 1980  
**Opp Conference:** 1.000 (11-11), Antoine Wright, Texas A&M, Feb. 19, 2005  
**CU Pac-12:** 1.000 (14-14) Spencer Dinwiddie vs. Arizona State, Feb. 16, 2013  
**Opp Pac-12:** 1.000 (10-10) Roberto Nelson, Oregon State, Jan. 2, 2014  
**CU NonCon:** 1.000 (16-16), Cory Higgins, vs. Arkansas-Pine Bluff, Nov. 13, 2009  
**Opp NonCon:** 1.000 (10-10) Matt Nelson, Colorado State, Dec. 18, 2004

**Team Overall:** 1.000 (26-26) Colorado (vs. Georgia), Dec. 28, 2013  
**Opp Overall:** 1.000 (8-8), Iowa State, Jan. 16, 2002  
**CU Conference:** 1.000 (12-12), vs. Iowa State, Feb. 27, 2010  
**Opp Conference:** 1.000 (8-8), Iowa State, Jan. 16, 2002  
**CU Pac-12:** .909 (10-11) vs. USC, Feb. 21, 2018  
**Opp Pac-12:** .938 (15-16), UCLA, Jan. 12, 2017  
**CU NonCon:** 1.000 (26-26), vs. Georgia, Dec. 28, 2013  
**Opp NonCon:** .905 (19-21), Denver, Nov. 10, 2006

### REBOUNDS

**Overall:** 22, Jamahl Mosley, Colorado (vs. Missouri), Jan. 10, 2001  
**Opp Overall:** 21, Brad Buckman, Texas, Feb. 8, 2005  
**CU Conference:** 22, Jamahl Mosley, vs. Missouri, Jan. 10, 2001  
**Opp Conference:** 21, Brad Buckman, Texas, Feb. 8, 2005  
**CU Pac-12:** 20, Andre Roberson vs. Stanford, Jan. 24, 2013  
**Opp Pac-12:** 15, Gary Payton II, Oregon State, Jan. 13, 206  
**CU NonCon:** 21, Stephane Pelle vs. Stetson, Nov. 24, 2002  
**Opp NonCon:** 17, Dominique Lee, Northern Colorado, Dec. 13, 2014  
**Overall (Half):** 14, Stephane Pelle vs. Missouri, Feb. 22, 2003

**Team Overall:** 61, Colorado (vs. Stetson), Nov. 24, 2002  
**Opp Overall:** 52, four times, last by George Mason, Dec. 2, 1995  
**CU Conference:** 56 vs. Baylor, Jan. 18, 2006; vs. Missouri, Jan. 10, 2001  
**Opp Conference:** 52, Oklahoma, Feb. 18, 1989; Oklahoma, Jan. 27, 1987  
**CU Pac-12:** 55 vs. Washington, Feb. 13, 2016  
**Opp Pac-12:** 50, Washington, Jan. 20, 2018; Stanford, Feb. 23, 2012  
**CU NonCon:** 61, vs. Stetson, Nov. 24, 2002  
**Opp NonCon:** 52, George Mason, Dec. 2, 1995; Northern Arizona, Dec. 21, 1991

**Two-Team Overall:** 110, CU (59) vs. CSU Northridge (51), Nov. 23, 1990  
**Two-Team Conference:** 107, CU (56) vs. Missouri (51), Jan. 10, 2001  
**Two-Team Pac-12:** 90, CU (55) vs. Washington (35), Feb. 13, 2016

### ASSISTS

**Overall:** 15, Jose Winston, Colorado (vs. Coppin State), Jan. 2, 2001; Keith Gibbs, Cal State-Northridge, Nov. 23, 1990  
**CU Conference:** 14, Mike Reid vs. Missouri, Mar. 1, 1986  
**Opp Conference:** 13, Tim McCalister, Oklahoma, Jan. 18, 1984  
**CU Pac-12:** 10, McKinley Wright IV vs. Arizona, Jan. 6, 2018  
**Opp Pac-12:** 11, Delon Wright, Utah, Feb. 1, 2014  
**CU NonCon:** 15, Jose Winston, vs. Coppin State, Jan. 2, 2001  
**Opp NonCon:** 15, Keith Gibbs, Cal State-Northridge, Nov. 23, 1990

**Team Overall:** 44, Colorado (vs. George Mason), Dec. 2, 1995  
**Opp Overall:** 35, Oklahoma, Feb. 17, 1996  
**CU Conference:** 33 vs. Oklahoma, Feb. 26, 1983  
**Opp Conference:** 35, Oklahoma, Feb. 17, 1996  
**CU Pac-12:** 25 vs. Stanford, Mar. 2, 2017; vs. Washington State, Jan. 24, 2015  
**Opp Pac-12:** 24 vs. Arizona, Feb. 22, 2014  
**CU NonCon:** 44, vs. George Mason, Dec. 2, 1995  
**Opp NonCon:** 26, Wyoming, Dec. 2, 1987

**Two-Team Overall:** 67, CU (44) vs. George Mason (23), Dec. 2, 1995 (ot)  
**Two-Team Conference:** 58, CU (33) vs. Oklahoma (25), Feb. 26, 1983  
**Two-Team Pac-12:** 39, CU (25) vs. Stanford (14), Mar. 2, 2017; CU (25), Washington State (14), Jan. 4, 2015

### STEALS

**Overall:** 10, Jay Humphries, Colorado (vs. Wisconsin-Milwaukee), Jan. 15, 1983  
**Opp Overall:** 7, Delon Wright, Utah, Feb. 1, 2014; Tony Wroten, Washington, Jan. 5, 2012; Brooks Thompson, Oklahoma State, Feb. 21, 1994  
**CU Conference:** 8, Jay Humphries vs. Oklahoma, Feb. 26, 1983  
**Opp Conference:** 7, Delon Wright, Utah, Feb. 1, 2014; Tony Wroten, Washington, Jan. 5, 2012; Brooks Thompson, Oklahoma State, Feb. 21, 1994  
**CU Pac-12:** 5, Spencer Dinwiddie vs. Oregon State, Mar. 9, 2013; vs. USC, Jan. 10, 2013  
**Opp Pac-12:** 7, Delon Wright, Utah, Feb. 1, 2014; Tony Wroten, Washington, Jan. 5, 2012  
**CU NonCon:** 10, Jay Humphries, Colorado (vs. Wisconsin-Milwaukee), Jan. 15, 1983  
**Opp NonCon:** 6, Tony Dumas, UMKC, Jan. 12, 1994; John Martinez, Wis.-Green Bay, Dec. 4, 1990; Kyle Kerlegan, CSU-Northridge, Nov. 23, 1990

**Team Overall:** 21, Colorado (vs. Wisconsin-Milwaukee), Jan. 15, 1983  
**Opp Overall:** 17, Wyoming, Dec. 13, 1995  
**CU Conference:** 17, vs. Kansas, Feb. 29, 1984  
**Opp Conference:** 16, California, Jan. 27, 2013  
**CU Pac-12:** 15, vs. USC, Jan. 10, 2013  
**Opp Pac-12:** 16, California, Jan. 27, 2013  
**CU NonCon:** 21, vs. Wisconsin-Milwaukee, Jan. 15, 1983  
**Opp NonCon:** 17, Wyoming, Dec. 13, 1995

**Two-Team Overall:** 29, CU (15) vs. UMKC (14), Feb. 10, 1996; CU (21) vs. Wisconsin-Milwaukee (8), Jan. 15, 1983  
**Two-Team Conference:** 27, CU (16) vs. Nebraska (11), Feb. 8, 1995  
**Two-Team Pac-12:** 22, CU (15) vs. USC (7), Jan. 10, 2013



# COLORADO BUFFALOES

## CU EVENTS CENTER RECORDS

### TURNOVERS

**Overall:** 11, Isaac Spencer, Murray State, Dec. 28, 2000; Devon Chambers, SUNY-Buffalo, Jan. 13, 1993

**CU Overall:** 9, Michel Morandais vs. Iowa State, Jan. 17, 2004

**CU Conference:** 9, Michel Morandais vs. Iowa State, Jan. 17, 2004

**Opp Conference:** 10, Bo Overton, Oklahoma, Jan. 28, 1981

**CU Pac-12:** 7, McKinley Wright IV vs. Arizona, Jan. 6, 2018; Josh Fortune vs. Washington, Feb. 13, 2016

**Opp Pac-12:** 6, Josh Hawkinson, Washington State, Feb. 12, 2017; Ike Iroegbu, Washington State, Feb. 11, 2016

**CU NonCon:** 7, Martice Moore vs. Wyoming, Dec. 13, 1995; Mike Reid vs. Utah, Dec. 1, 1984

**Opp NonCon:** 11, Isaac Spencer, Murray State, Dec. 28, 2000; Devon Chambers, SUNY-Buffalo, Jan. 13, 1993

**Team Overall:** 31, Iowa State, Jan. 7, 1995; SUNY-Buffalo, Jan. 13, 1993

**CU Overall:** 26, vs. Iowa State, Jan. 17, 2004; vs. Stetson, Nov. 24, 2002; vs. Oklahoma, Jan. 20, 1988

**CU Conference:** 26, vs. Iowa State, Jan. 17, 2004; vs. Oklahoma, Jan. 20, 1988

**Opp Conference:** 31, Iowa State, Jan. 7, 1995

**CU Pac-12:** 22 vs. Washington, Feb. 13, 2016

**Opp Pac-12:** 24, Washington State, Feb. 12, 2017

**CU NonCon:** 26, vs. Stetson, Nov. 24, 2002

**Opp NonCon:** 31, SUNY-Buffalo, Jan. 13, 1993

### BLOCKED SHOTS

**Overall:** 11, David Harrison, Colorado (vs. Nebraska), Mar. 8, 2003

**Opp Overall:** 8, Laurence Bowers, Missouri, Jan. 8, 2011

**CU Conference:** 11, David Harrison, vs. Nebraska, Mar. 8, 2003

**Opp Conference:** 8, Laurence Bowers, Missouri, Jan. 8, 2011

**CU Pac-12:** 7, Wesley Gordon vs. UCLA, Jan. 2, 2015; Andre Roberson vs. Oregon, Feb. 4, 2012

**Opp Pac-12:** 6, Marquese Chriss, Washington, Feb. 13, 2016

**CU NonCon:** 10, David Harrison vs. Stetson, Nov. 24, 2002

**Opp NonCon:** 7, Neil Yanke, Yale, Nov. 25, 1999

**Team Overall:** 15, Colorado (vs. Nebraska), Mar. 8, 2003

### PERSONAL FOULS

**Team Overall:** 36, Colorado (vs. Kansas State), Jan. 16, 2010; Northwestern State, Dec. 30, 1996

**CU Conference:** 36, vs. Kansas State, Jan. 16, 2010

**Opp Conference:** 32, Kansas State, Jan. 16, 2010

**CU Pac-12:** 29 vs. Arizona State, Mar. 1, 2015

**Opp Pac-12:** 28, Washington State, Feb. 11, 2016; California, Jan. 31, 2016

**CU NonCon:** 29, vs. Rice, Nov. 24, 1989

**Opp NonCon:** 36, Northwestern State, Dec. 30, 1996

**Two-Team Overall:** 68, CU (36) vs. Kansas State (32), Jan. 16, 2010

**Two-Team Pac-12:** 56, CU (29) vs. Arizona State (27), Mar. 1, 2015

**Two-Team NonCon:** 59, Rice (30) vs. CU (29), Nov. 24, 1989

### MINUTES PLAYED

**Overall:** 58, Matt Clark, Oklahoma State, Feb. 5, 1983

**CU Overall:** 57, Vince Kelley vs. Oklahoma State, Feb. 5, 1983

**CU Conference:** 57, Vince Kelley vs. Oklahoma State, Feb. 5, 1983

**Opp Conference:** 58, Matt Clark, Oklahoma State, Feb. 5, 1983

**CU Pac-12:** 45, Wesley Gordon vs. Washington State, Feb. 11, 2016

**Opp Pac-12:** 45, Josh Hawkinson, Washington State, Feb. 11, 2016

**CU NonCon:** 45, Askia Booker vs. Texas Southern, Nov. 27, 2012

**Opp NonCon:** 49, Omar Strong, Texas Southern, Nov. 27, 2012

**Team Overall:** 300, Colorado and Oklahoma State (40), Feb. 5, 1983

**Pac-12:** 250, Colorado and Washington State, Feb. 11, 2016

**NonCon:** 250, Colorado and Texas Southern, Nov. 27, 2012

### DISQUALIFICATIONS

**Team Overall:** 5, Northwestern State, Dec. 30, 1996

**CU Overall:** 3, four times, last vs. Kansas, Feb. 7, 1999

**CU Conference:** 3, vs. Kansas, Feb. 7, 1999, vs. Kansas State, Feb. 19, 1992, vs. Oklahoma State, Feb. 5, 1983

**Opp Conference:** 4, Oklahoma State, Feb. 10, 1999; Oklahoma State, Feb. 5, 1983

**CU Pac-12:** 1, 4 times, last vs. USC, Feb. 21, 2018

**Opp Pac-12:** 3, Oregon, Jan. 28, 2017

**CU NonCon:** 3 vs. Centenary, Jan. 6, 1993

**Opp NonCon:** 5, Northwestern State, Dec. 30, 1996

**Two-Team Overall:** 7, Oklahoma State (4) vs. CU (3), Feb. 5, 1983

### MARGIN OF VICTORY

**Overall:** 58, CU (92) vs. New Orleans (34), Dec. 28, 2011

**Opp Overall:** 34, Kansas (87) vs. CU (53), Jan. 29, 1994

**CU Conference:** 40, CU (73) vs. Utah (33), Dec. 31, 2011

**Opp Conference:** 34, Kansas (87) vs. CU (53), Jan. 29, 1994

**CU Pac-12:** 40, CU (73) vs. Utah (33), Dec. 31, 2011

**Opp Pac-12:** 28, Arizona (82) vs. CU (54), Feb. 26, 2015

**CU NonCon:** 58, CU (92) vs. New Orleans (34), Dec. 28, 2011

**Opp NonCon:** 32, Wyoming (100) vs. CU (68), Dec. 2, 1987

### ATTENDANCE

**Overall:** 11,708 vs. Colorado State, Dec. 5, 2012 (CU, 70-61)

**Conference:** 11,363 vs. Kansas, Jan. 22, 2001 (KU, 85-75)

**Pac-12:** 11,309 vs. Arizona, Feb. 24, 2016 (CU 75-72)

**Season Opener:** 10,611 vs. Wofford, Nov. 9, 2012 (CU, 74-59)

**Exhibition:** 9,679, CU vs. USSR, Nov. 8, 1979 (USSR, 88-73)

## TOP COLORADO PERFORMANCES AT CU EVENTS CENTER

### SCORING

Rk	Pts	Player	Oppt.	Date
1	42	Jaquay Walls	Iowa State (ot)	Feb. 19, 2000
2	37	Scott Wilke	Loyola-Chicago	Dec. 22, 1987
3	36	Alec Burks	Missouri	Jan. 8, 2011
4	34	Cory Higgins	Texas	Feb. 14, 2009
	34	Jaquay Walls	Oklahoma St.	Feb. 10, 1999
	34	Shaun Vandiver	Illinois State	Dec. 4, 1989
7	33	Alec Burks	Texas	Feb. 26, 2011
	33	Cory Higgins	Colorado State	Dec. 10, 2008
	33	Michel Morandais	Missouri	Feb. 23, 2002
10	32	Richard Roby	Pepperdine	Dec. 4, 2006
	32	Jaquay Walls	Kansas State	Jan. 22, 2000
	32	Poncho Hodges	Centenary	Jan. 6, 1993
	32	Stevie Wise	Kansas	Feb. 20, 1991
	32	Scott Wilke	Iowa State	Feb. 10, 1988
15	31	Derrick White	Utah	Feb. 23, 2017
	31	Marcus Hall	Iowa State	Mar. 1, 2008
	31	David Harrison	Stetson	Nov. 24, 2002
	31	Chauncey Billups	Missouri	Feb. 22, 1997
	31	Chauncey Billups	NW State	Nov. 27, 1995
	31	Martice Moore	George Mason (ot)	Dec. 2, 1995
	31	Scott Wilke	Missouri	Feb. 24, 1988
	31	Jay Humphries	Rockhurst	Nov. 25, 1983

### REBOUNDS

Rk.	No.	Player	Oppt.	Date
1	22	Jamahl Mosley	Missouri	Jan. 10, 2001
2	21	Stephane Pelle	Stetson	Nov. 24, 2002
3	20	Andre Roberson	Stanford	Jan. 24, 2013
	20	Poncho Hodges	Centenary	Jan. 6, 1993
5	19	Lamar Harris	Iowa State	Jan. 17, 2004
	19	Charlie Melvin	Texas Tech (2ot)	Feb. 11, 1998
	19	Poncho Hodges	UMKC	Jan. 20, 1993
	19	Shaun Vandiver	Iowa State	Feb. 13, 1990
9	18	Stephane Pelle	Missouri	Feb. 22, 2003
	18	David Harrison	Georgia	Dec. 3, 2002
	18	Shaun Vandiver	CSU-Northridge	Nov. 23, 1990
	18	Alex Stivrins	Hartford	Jan. 2, 1985
13	17	<b>Tyler Bey</b>	<b>Arizona State</b>	<b>Feb. 13, 2019</b>
	17	Wesley Gordon	Washington	Jan. 22, 2015
	17	Andre Roberson	Utah	Dec. 31, 2011
	17	Jermeyl Jackson-Wilson	Denver	Nov. 10, 2006
	17	David Harrison	Stetson	Nov. 24, 2002
	17	Stephane Pelle	Nebraska (ot)	Feb. 17, 2001
	17	Alex Stivrins	Nebraska	Feb. 13, 1985
	17	Alex Stivrins	Kansas State	Jan. 19, 1985

### ASSISTS

Rk	Asts.	Player	Oppt.	Date
1	15	Jose Winston	Coppin State	Jan. 2, 2001
2	14	Mike Reid	Missouri	Mar. 1, 1986
3	13	Jose Winston	Elon	Nov. 20, 1998
4	12	Jay Humphries	Oklahoma State	Feb. 11, 1984
	12	Jay Humphries	Oklahoma	Feb. 26, 1983
	12	Jay Humphries	Oklahoma	Jan. 13, 1982
7	11	McKinley Wright IV	Colorado State	Dec. 1, 2018
	11	McKinley Wright IV	South Dakota State (2ot)	Dec. 15, 2017
	11	Jose Winston	Murray State	Dec. 28, 2000
	11	Jose Winston	Colorado State	Dec. 23, 2000
	11	Jose Winston	Southern Illinois	Mar. 16, 2000
	11	Chauncey Billups	Oklahoma State (ot)	Jan. 15, 1997
	11	Chauncey Billups	Colorado State	Dec. 12, 1996
	11	Chauncey Billups	George Mason (ot)	Dec. 2, 1995
	11	Mike Reid	Iowa State	Feb. 7, 1985

### BLOCKED SHOTS

Rk.	No.	Player	Oppt.	Date
1	11	David Harrison	Nebraska	Mar. 8, 2003
2	10	David Harrison	Stetson	Nov. 24, 2002
3	7	Wesley Gordon	Nicholls	Dec. 18, 2015
	7	Wesley Gordon	UCLA	Jan. 2, 2015
	7	Andre Roberson	Oregon	Feb. 4, 2012
	7	David Harrison	Texas Tech	Feb. 18, 2004
	7	Ted Allen	MD-Eastern Shore	Dec. 30, 1993
	7	Joe Cooper	Adams State	Dec. 16, 1980
9	6	Wesley Gordon	Oregon State	Jan. 13, 2016
	6	Wesley Gordon	Portland	Nov. 20, 2015
	6	Jermeyl Jackson-Wilson	Northern Colorado	
Dec. 2, 2006	6	David Harrison	Iowa State	Feb. 8, 2003
	6	David Harrison	Cal-Poly	Nov. 22, 2002
	6	Charlie Melvin	Nebraska	Feb. 21, 1998
	6	Ted Allen	Sam Houston State	Dec. 3, 1993
	6	Ted Allen	Buffalo	Jan. 13, 1993

### STEALS

Rk	No.	Player	Oppt.	Date
1	10	Jay Humphries	Wis.-Milwaukee	Jan. 15, 1983
2	8	Marcus Hall	Tulsa	Jan. 7, 2008
	8	Jose Winston	St. Mary's	Nov. 19, 1999
	8	Keith Higgins	Washington	Feb. 22, 1995
	8	Jay Humphries	Oklahoma	Feb. 26, 1983
6	7	Keith Higgins	Hofstra	Dec. 3, 1994
	7	Jay Humphries	Kansas	Feb. 29, 1984
	7	Jay Humphries	Oklahoma	Jan. 18, 1984
9	6	Spencer Dinwiddie	Jackson State	Nov. 16, 2013
	6	Donnie Boyce	Wyoming	Dec. 9, 1993
	6	Pete Hefty	Wis.-Green Bay	Dec. 8, 1992
	6	Brent Vaughan	Nebraska	Jan. 30, 1988
	6	Jay Humphries	TCU	Dec. 27, 1983
	6	Jay Humphries	Rockhurst	Nov. 25, 1983



## CU EVENTS CENTER CROWDS AND STREAKS

### Non-Conference Consecutive Home Game Winning Streaks

35: Dec. 4, 1976-Dec. 5, 1981  
 27: Dec. 10, 2008-Dec. 7, 2011  
 23: Dec. 19, 2011-Dec. 3, 2014  
 18: Dec. 20, 1981-Dec. 27, 1983  
 17: Dec. 22, 1997-Dec. 15, 2000  
 17: Dec. 5, 1966-Dec. 11, 1969  
 17: Dec. 14, 1959-Dec. 16, 1963  
 16: Jan. 8, 2004-Jan. 3, 2006  
 16: Nov. 28, 2000-Nov. 24, 2002  
 14: Dec. 21, 1991-Dec. 4, 1993

### Conference Consecutive Home Game Winning Streaks

29: Jan. 8, 1937-Feb. 21, 1941  
 19: Jan. 14, 1961-Mar. 4, 1963  
 16: Mar. 9, 1917-Jan. 10, 1922  
 15: Jan. 11, 1954-Feb. 11, 1956  
 15: Jan. 26, 1929-Jan. 9, 1931  
 14: Jan. 6, 1962-Mar. 4, 1963  
 10: Dec. 12, 2011-Dec. 4, 2012  
 9: Jan. 28, 1970-Feb. 13, 1971  
 9: Jan. 28, 1969-Mar. 8, 1969  
 9: Feb. 28, 1966-Mar. 11, 1967  
 9: Feb. 10, 1964-Feb. 20, 1965  
 8: Jan. 13, 2016-Feb. 28, 2016  
 8: Jan. 15, 2003-Mar. 13, 2003  
 7: Dec. 31, 2011-Feb. 23, 2012  
 7: Jan. 18, 2006-Mar. 4, 2006  
 7: Jan. 17, 2004-Mar. 6, 2004  
 7: Jan. 25, 1984-Jan. 19, 1985  
 7: Jan. 11, 1969-Mar. 8, 1969

### TOP 25 COORS EVENTS CROWDS

- 1) 11,708 Colorado State, Dec. 5, 2012 (CU, 70-61)
- 2) 11,363 #5 Kansas, Jan. 22, 2001 (KU, 85-75)
- 3) 11,309 Arizona, Feb. 24, 2016 (CU, 75-72)
- 4) 11,291 \*Wyoming, Mar. 18, 1991 (CU, 83-75)
- 5) 11,212 Stanford, Jan. 24, 2013 (CU, 75-54)
- 6) 11,203 #6/6 Kansas, Jan. 25, 2011 (KU, 82-78)
- 7) 11,199 #1 Kansas, Jan. 23, 1993 (KU, 82-51)
- 11,199 Oklahoma, Feb. 27, 1991 (OU, 69-68)
- 11,199 Nebraska, Jan. 22, 1983 (CU, 72-69)
- 10) 11,198 #1 Kansas, Jan. 26, 1997 (KU, 77-68)
- 11,198 #3 Kansas, Jan. 20, 1996 (KU, 80-78)
- 12) 11,120 #7 Arizona, Feb. 26, 2015 (UA, 82-54)
- 11,120 #9 Arizona, Feb. 14, 2013 (CU, 71-58)
- 14) 11,113 #6 Kansas, Dec. 7, 2013 (CU, 75-72)
- 15) 11,112 Nebraska, Mar. 5, 2011 (CU, 67-57)
- 16) 11,096 Oklahoma State, Jan. 15, 2011 (CU, 75-71)
- 17) 11,076 #6/6 Kansas, Jan. 22, 2003 (CU, 60-69)
- 11,076 #2 Kansas, Jan. 5, 2002 (KU, 97-85)
- 11,076 #9 Kansas, Jan. 8, 2000 (KU, 84-69)
- 20) 11,067 Nebraska, Jan. 28, 1984 (CU, 60-57)
- 21) 11,057 #2/2 Kansas, Jan. 15, 2005 (KU, 76-61)
- 22) 11,056 Arizona, Jan. 21, 2012 (CU, 64-63)
- 23) 11,052 Oregon, Feb. 4, 2012 (CU, 72-71)
- 11,052 Kansas State, Feb. 12, 2011 (CU 58-56)
- 25) 11,043 California, Feb. 26, 2012 (CU, 70-57)

\*-NIT

- CU played a school-record five sellouts in 2010-11.
- CU played in back-to-back sellout home crowds for the first time against Oklahoma State (11,096; Jan. 15, 2011) and Kansas (11,203; Jan. 25, 2011).



### LARGEST HOME PAC-12 CROWDS (Overall Rank)

- 1) (3) 11,309 #9 ARIZONA FEB. 24, 2016 (CU, 75-72)
- 2) (5) 11,212 STANFORD JAN. 24, 2013 (CU, 75-54)
- 3) (1-12) 11,120 #7 ARIZONA FEB. 26, 2015 (UA, 82-54)
- (1-12) 11,120 #9 ARIZONA FEB. 14, 2013 (CU, 71-58)
- 5) (21) 11,056 ARIZONA JAN. 21, 2012 (CU, 64-63)
- 6) (22) 11,052 OREGON FEB. 4, 2012 (CU, 72-71)
- 7) (24) 11,043 CALIFORNIA FEB. 26, 2012 (CU, 70-57)
- 8) (25) 11,036 STANFORD FEB. 23, 2012 (STANFORD, 74-50)
- 9) (29) 11,025 ARIZONA FEB. 22, 2014 (ARIZONA, 88-61)
- 10) (30) 11,013 OREGON MAR. 7, 2013 (CU, 76-53)
- 11) (31) 10,926 ARIZONA STATE FEB. 16, 2013 (ASU, 63-62, OT)
- 12) (38) 10,802 UCLA JAN. 16, 2014 (UCLA, 69-56)

## FRESHMEN BESTS - SEASON

### MOST POINTS

1) Alec Burks, 2009-10.....	512
2) Richard Roby, 2004-05.....	480
3) Chauncey Billups, 1995-96.....	465
4) <b>McKinley Wright IV, 2017-18.....</b>	<b>454</b>
5) Donnie Boyce, 1991-92.....	417
6) Emmett Lewis, 1975-76.....	389
7) David Harrison, 2001-02.....	375
8) Spencer Dinwiddie, 2011-12.....	360
8) Matt Bullard, 1985-86.....	356
10) Randy Downs, 1982-83.....	322
11) Josh Scott, 2012-13.....	317
Askia Booker, 2011-12.....	317
13) Xavier Silas, 2006-07.....	301
14) Xavier Johnson, 2012-13.....	295
15) <b>Evan Battey, 2018-19.....</b>	<b>292</b>
16) Stephane Pelle, 1999-00.....	272
17) Cory Higgins, 2007-08.....	266
18) Andre Roberson, 2010-11.....	256
19) Austin Dufault, 2008-09.....	254
20) Toney Ellis, 1976-77.....	245

### MOST REBOUNDS

1) Andre Roberson, 2010-11.....	297
2) Stephane Pelle, 1999-00.....	218
3) Richard Fox, 1999-00.....	191
4) David Harrison, 2001-02.....	188
5) Wesley Gordon, 2013-14.....	186
5) Matt Bullard, 1985-86.....	179
6) Josh Scott, 2012-13.....	178
7) Chauncey Billups, 1995-96.....	165
8) <b>Tyler Bey, 2017-18.....</b>	<b>164</b>
9) Xavier Johnson, 2012-13.....	159
10) Larry Vaculik, 1974-75.....	158
11) <b>Evan Battey, 2018-19.....</b>	<b>157</b>
12) Alec Burks, 2009-10.....	150
13) <b>McKinley Wright IV.....</b>	<b>149</b>
14) Carlton Carter, 1998-99.....	146
15) Marcus Hall, 2004-05.....	143
16) Cory Higgins, 2007-08.....	136
17) Donnie Boyce, 1991-92.....	133
18) Spencer Dinwiddie, 2011-12.....	131
19) Randy Downs, 1982-83.....	121
20) Austin Dufault, 2008-09.....	115

### MOST ASSISTS

1) <b>McKinley Wright IV, 2017-18.....</b>	<b>175</b>
2) Chauncey Billups, 1995-96.....	143
3) Toney Ellis, 1976-77.....	138
4) Jose Winston, 1998-99.....	119
5) Jay Humphries, 1980-81.....	99
6) Donnie Boyce, 1991-92.....	87
7) Matt Bullard, 1985-86.....	86
8) Nate Tomlinson, 2008-09.....	83
9) Stevie Wise, 1987-88.....	79
10) Cory Higgins, 2007-08.....	73
11) Spencer Dinwiddie, 2011-12.....	64
12) Richard Roby, 2004-05.....	58
13) Pete Hefty, 1992-93.....	54
14) Thomas Akyazili, 2015-16.....	53
Alec Burks, 2009-10.....	53
16) Kal Bay, 2006-07.....	52
17) Askia Booker, 2011-12.....	49
18) <b>Daylen Kountz, 2018-19.....</b>	<b>46</b>
19) Marcus Hall, 2003-04.....	45
Matt Daniel, 1994-95.....	45

### BLOCKED SHOTS

1) Andre Roberson, 2010-11.....	42
2) Wesley Gordon, 2013-14.....	41
3) Carlton Carter, 1998-99.....	39
4) <b>Dallas Walton, 2017-18.....</b>	<b>34</b>
David Harrison, 2001-02.....	34
6) Matt Bullard, 1985-86.....	32
7) Stephane Pelle, 1999-2000.....	27
Donnie Boyce, 1991-92.....	27
9) Josh Scott, 2012-13.....	24
10) Richard Roby, 2004-05.....	23
Fred Edmonds, 1993-94.....	23
11) <b>Tyler Bey, 2017-18.....</b>	<b>22</b>
Jeremy Williams, 2006-07.....	22
Randy Downs, 1982-83.....	22



Alec Burks



Andre Roberson



McKinley Wright IV




## 40-POINT, 15-REBOUNDS, 10-STEALS, 10-BLOCKS

### 40-POINT GAMES

Pts	Player	Opponent	Date/Site
47	Cliff Meely	Oklahoma	Feb. 13, 1971/Boulder
46	Donnie Boyce	at Oklahoma State	Mar. 5, 1994/Stillwater
44	Cliff Meely	Oklahoma State	Mar. 11, 1971/Boulder
43	Askia Booker	at USC	Jan. 29, 2015/Los Angeles
43	Cliff Meely	at Oklahoma	Jan. 16, 1971/Norman
42	Jaquay Walls	Iowa State (ot)	Feb. 19, 2000/Boulder
42	Cliff Meely	Iowa State	Jan. 23, 1971/Boulder
42	Chuck Gardner	Nebraska	Mar. 5, 1966/Boulder
40	Cliff Meely	at Iowa State (ot)	Feb. 22, 1969/Ames



Donnie Boyce



Chuck Williams

### 30-POINT GAMES

Pts	Player	Opponent	Date/Site
39	Jim Creighton	Iowa State	Feb. 14, 1972/Boulder
39	Chuck Gardner	at Kansas	Mar. 7, 1966/Lawrence
39	Art Bunte	Oklahoma	Feb. 23, 1953/Boulder
38	D.J. Harrison	Austin Peay	Nov. 18, 2000/Fairbanks
38	Chuck Williams	Iowa State	Feb. 28, 1968/Boulder
37	Shaun Vandiver	at San Diego (ot)	Jan. 2, 1991/San Diego
37	Scott Wilke	Loyola-Chicago	Dec. 22, 1987/Boulder
36	Alec Burks	Missouri	Jan. 8, 2011/Boulder
36	Emmett Lewis	Missouri	Jan. 19, 1977/Boulder
36	Pat Frink	Utah	Dec. 5, 1966/Boulder
35	Derrick White	at Arizona State	Jan. 5, 2017/Tempe
35	Chauncey Billups	at Nebraska	Feb. 5, 1997/Lincoln
35	Stevie Wise	at Eastern Michigan	Jan. 2, 1990/Ypsilanti
35	Shaun Vandiver	vs. North Carolina	Dec. 30, 1989/Denver
35	Ken Charlton	at Kansas	Jan. 5, 1963/Lawrence
35	Ken Charlton	at Missouri	Mar. 5, 1962/Columbia
35	Wilky Gilmore	N. Mexico State (2ot)	Dec. 14, 1960/Boulder
34	Cory Higgins	Texas	Feb. 14, 2009/Boulder
34	Jaquay Walls	Oklahoma State	Feb. 10, 1999/Boulder
34	Donnie Boyce	at Oklahoma	Feb. 12, 1994/Stillwater
34	Shaun Vandiver	vs. Massachusetts	Mar. 27, 1991/NYC (NIT)
34	Shaun Vandiver	Illinois State	Dec. 4, 1989/Boulder
34	Cliff Meely	at San Diego State	Jan. 4, 1971/San Diego
34	Cliff Meely	Oklahoma	Feb. 10, 1969/Boulder
33	Alec Burks	Texas	Feb. 26, 2011/Boulder
33	Cory Higgins	Colorado State	Dec. 10, 2008/Boulder
33	Richard Roby	at Missouri	Jan. 14, 2006/Columbia
33	Michel Morandais	Missouri	Feb. 23, 2002/Boulder
33	Chauncey Billups	at Colorado State	Dec. 6, 1995/Fort Collins
33	Shaun Vandiver	at Hawaii	Dec. 9, 1989/Maui
33	Burdette Haldorson	at Nebraska	Feb. 7, 1955/Lincoln
33	Burdette Haldorson	at Oklahoma	Feb. 27, 1954/at Norman
32	Josh Scott	at Wash. State (ot)	Mar. 7, 2015/Pullman
32	Richard Roby	vs. Baylor	Mar. 13, 2008/at Kansas City
32	Richard Roby	Pepperdine	Dec. 4, 2006/Boulder
32	Jaquay Walls	Kansas State	Jan. 22, 2000/Boulder
32	Jaquay Walls	Villanova	Dec. 27, 1999/Honolulu
32	Poncho Hodges	Centenary	Jan. 6, 1993/Boulder
32	Stevie Wise	Kansas	Feb. 20, 1991/Boulder
32	Scott Wilke	Iowa State	Feb. 10, 1988/Boulder
32	Scott Wedman	Long Beach State	Dec. 5, 1973/Boulder
32	Cliff Meely	vs. Colorado State	Mar. 13, 1969/Manhattan
32	Pat Frink	Texas	Dec. 11, 1967/Boulder
32	Pat Frink	Kansas	Feb. 10, 1968/Lawrence
32	Jim Davis	Missouri	Jan. 13, 1964/Boulder
31	Derrick White	Utah	Feb. 23, 2017/Boulder
31	Derrick White	vs. Arizona	Mar. 9, 2017/Las Vegas
31	Marcus Hall	Iowa State	Mar. 1, 2008/Boulder
31	David Harrison	Stetson	Nov. 24, 2002/Boulder
31	Kenny Price	vs. Texas	Mar. 5, 1999/Kansas City
31	Chauncey Billups	Missouri	Feb. 22, 1997/Boulder
31	Chauncey Billups	NW State	Nov. 27, 1995/Boulder
31	Martice Moore	George Mason (ot)	Dec. 2, 1995/Boulder
31	Shaun Vandiver	vs. Oklahoma	Mar. 25, 1991/NYC (NIT)
31	Scott Wilke	Missouri	Feb. 24, 1988/Boulder
31	Jay Humphries	Rockhurst	Nov. 25, 1983/Boulder
31	Emmett Lewis	New Mexico	Nov. 29, 1975/Boulder
31	Cliff Meely	at Nebraska	Mar. 6, 1971/Lincoln
31	Cliff Meely	Missouri	Mar. 1, 1971/Boulder
31	Cliff Meely	Oklahoma	Jan. 28, 1970/Boulder
31	Gordon Tope	Missouri	Mar. 8, 1969/Boulder
31	Cliff Meely	at Kansas State	Feb. 15, 1969/Manhattan

## 30-POINT GAMES *continued*

Pts	Player	Opponent	Date/Site
31	Cliff Meely	at Oklahoma State	Jan. 11, 1969/Stillwater
31	Pat Frink	at Arizona	Dec. 18, 1967/Tucson
31	Ken Charlton	Kansas State	Jan. 6, 1962/Boulder
31	Roger Voss	at Missouri	Feb. 4, 1961/Columbia
31	Burdette Haldorson	Oklahoma	Jan. 17, 1955/Boulder
31	Burdette Haldorson	vs. Oklahoma	Dec. 29, 1952/Kansas City
30	McKinley Wright IV	South Dakota State	Dec. 15, 2017/Boulder
30	Derrick White	at UCF	Mar. 19, 2017/Orlando (NIT)
30	Askia Booker	at Arizona	Jan. 15, 2015/Tucson
30	Richard Roby	Texas	Jan. 6, 2007/Boulder
30	Richard Roby	at Kansas	Jan. 27, 2007/Lawrence
30	Richard Roby	Nebraska	Jan. 25, 2006/Boulder
30	Richard Roby	Kansas State	Feb. 26, 2005/Boulder
30	David Harrison	at Pepperdine	Nov. 24, 2003/Malibu
30	Chauncey Billups	at Oklahoma State	Feb. 3, 1996/Stillwater
30	Chauncey Billups	Southern Utah (ot)	Jan. 16, 1996/Boulder
30	Martice Moore	Nebraska	Feb. 28, 1996/Boulder
30	Donnie Boyce	Kansas State	Feb. 5, 1994/Boulder
30	Mark Dean	Nebraska	Jan. 19, 1994/Boulder
30	Donnie Boyce	Missouri	Jan. 15, 1994/Boulder
30	Donnie Boyce	at Kansas	Feb. 27, 1993/Lawrence
30	Stevie Wise	vs. Oklahoma (2ot)	Mar. 10, 1989/Kansas City
30	Matt Bullard	at San Diego	Dec. 31, 1986/San Diego
30	Jay Humphries	TCU	Dec. 27, 1983/Boulder
30	Jo Jo Hunter	Baylor	Dec. 20, 1980/Boulder
30	Jo Jo Hunter	Adams State	Dec. 16, 1980/Boulder
30	Larry Vaculik	at Missouri (ot)	Jan. 18, 1978/Columbia
30	Scott Wedman	vs. Kansas	Dec. 26, 1973/Kansas City
30	Cliff Meely	Kansas State	Jan. 30, 1971/Boulder
30	Cliff Meely	Santa Barbara	Dec. 8, 1970/Boulder
30	Bob Jeangerard	Kansas	Feb. 22, 1955/Boulder
30	Art Bunte	at Kansas	Mar. 2, 1953/Lawrence
30	Ken Hills	Kansas	Mar. 8, 1948/Boulder



Richard Roby

## 15-REBOUND GAMES

No.	Player	Opponent	Date/Site
31	Burdette Haldorson	vs. Oklahoma	Dec. 29, 1952/Kansas City
27	Roger Voss	at Missouri	Feb. 4, 1961/Columbia
25	Cliff Meely	Oklahoma	Feb. 13, 1971/Boulder
22	Jamahl Mosley	Missouri	Jan. 10, 2001/Boulder
22	Burdette Haldorson	Nebraska	Mar. 6, 1955/Boulder
22	Burdette Haldorson	Oklahoma	Feb. 27, 1954/Boulder
21	Stephane Pelle	Stetson	Nov. 24, 2002/Boulder
21	Cliff Meely	Missouri	Mar. 8, 1969/Boulder
21	Jim Davis	Missouri	Jan. 13, 1964/Boulder
21	Burdette Haldorson	at Oklahoma	Jan. 8, 1955/Norman
20	Andre Roberson	Stanford	Jan. 24, 2013/Boulder
20	Andre Roberson	at Fresno State	Dec. 12, 2012/Fresno
20	Jamahl Mosley	vs. Baylor (ot)	Mar. 8, 2001/Kansas City
20	Poncho Hodges	Centenary	Jan. 6, 1993/Boulder
20	Cliff Meely	Iowa State	Mar. 5, 1970/Boulder
20	Jim Davis	Iowa State	Feb. 25, 1963/Boulder
20	Jim Davis	Houston	Dec. 12, 1963/Boulder
19	Lamar Harris	Iowa State	Jan. 17, 2004/Boulder
19	Charlie Melvin	Texas Tech (2ot)	Feb. 11, 1998/Boulder
19	Poncho Hodges	UMKC	Jan. 20, 1993/Boulder
19	Shaun Vandiver	Iowa State	Feb. 13, 1990/Boulder
19	Cliff Meely	at Kansas State	Feb. 26, 1970/Manhattan
19	Cliff Meely	Oklahoma	Jan. 28, 1970/Boulder
19	Cliff Meely	Oklahoma State	Feb. 17, 1969/Boulder
19	Jim Davis	at Oklahoma	Feb. 1, 1964/Norman
19	Jim Davis	vs. Nebraska	Dec. 30, 1963/Kansas City
19	Jim Davis	Oklahoma	Feb. 11, 1963/Boulder
19	Jim Ranglos	vs. Bradley	Mar. 12, 1955/Kansas City
19	Burdette Haldorson	Kansas	Feb. 22, 1955/Boulder
19	Burdette Haldorson	Kansas State	Feb. 19, 1955/Boulder
19	Burdette Haldorson	at Nebraska	Feb. 7, 1955/Lincoln
19	Burdette Haldorson	Oklahoma	Jan. 17, 1955/Boulder
18	Stephane Pelle	Missouri	Feb. 22, 2003/Boulder
18	David Harrison	Georgia	Dec. 3, 2002/Boulder
18	Stephane Pelle	at Missouri	Jan. 19, 2002/Columbia
18	Donnie Boyce	at Kansas State	Mar. 4, 1995/Manhattan
18	Shaun Vandiver	CSU-Northridge	Nov. 23, 1990/Boulder
18	Shaun Vandiver	at San Diego (ot)	Jan. 2, 1991/San Diego
18	Shaun Vandiver	at Missouri	Feb. 4, 1990/Columbia
18	Shaun Vandiver	vs. St. Joseph's	Dec. 29, 1988/Portland
18	Alex Stivins	Hartford	Jan. 2, 1985/Boulder
18	Cliff Meely	Oklahoma State	Mar. 11, 1971/Boulder
18	Cliff Meely	Kansas	Feb. 21, 1970/Boulder
18	Cliff Meely	Nebraska	Feb. 8, 1969/Boulder
18	Cliff Meely	vs. Washington State	Dec. 19, 1969/Albuquerque
18	Jim Davis	Oklahoma State	Feb. 23, 1963/Boulder
18	Burdette Haldorson	Oklahoma State	Dec. 14, 1953/Boulder
18	Burdette Haldorson	at Kansas State	Feb. 26, 1955/Manhattan
17	Tyler Bey	Arizona State	Feb. 13, 2019/Boulder
17	Josh Scott	at Oregon	Feb. 18, 2015/Eugene
17	Andre Roberson	Utah	Dec. 31, 2011/Boulder
17	Jermyl Jackson-Wilson	Denver	Nov. 10, 2006/Boulder
17	David Harrison	Stetson	Nov. 24, 2002/Boulder
17	Stephane Pelle	Nebraska (ot)	Feb. 17, 2001/Boulder
17	Shaun Vandiver	SW Missouri	Dec. 1, 1990/Springfield
17	Shaun Vandiver	at St. Louis	Dec. 23, 1989/St. Louis
17	Alex Stivins	Kansas State	Jan. 19, 1985/Boulder
17	Alex Stivins	Nebraska	Feb. 13, 1985/Boulder
17	Cliff Meely	Kansas State	Feb. 7, 1970/Boulder
17	Ron Smith	Arizona	Dec. 19, 1968/Boulder
17	Jim Davis	Nebraska	Mar. 9, 1964/Boulder
17	Jim Davis	vs. Oklahoma City	Mar. 15, 1963/Manhattan
17	Milt Mueller	Missouri	Jan. 12, 1963/Boulder
17	Jim Davis	Arizona State	Dec. 16, 1963/Boulder
17	George Hannah	at Oklahoma	Feb. 20, 1956/Norman
17	George Hannah	at Oregon State	Dec. 3, 1955/Corvallis
17	Burdette Haldorson	Iowa State	Jan. 22, 1955/Boulder
17	Burdette Haldorson	Missouri	Feb. 12, 1955/Boulder
17	George Hannah	Iowa	Dec. 12, 1955/Boulder



## 15-REBOUND GAMES *continued*


No.	Player	Opponent
16	Tyler Bey	at Washington
16	Andre Roberson	UNLV
16	Andre Roberson	at Utah
16	Andre Roberson	Texas Southern
16	David Harrison	Oklahoma State
16	David Harrison	Oregon State
16	Stephane Pelle	Nebraska
16	Stephane Pelle	Missouri
16	Stephane Pelle	at Kansas
16	Ronnie DeGray	Texas Tech (2ot)
16	Shaun Vandiver	at Rice
16	Shaun Vandiver	Illinois State
16	Shaun Vandiver	vs. Oklahoma State
16	Matt Bullard	vs. Missouri
16	Alex Stivins	Kansas State
16	Alex Stivins	UC Irvine
16	Vince Kelley	Cincinnati
16	Scott Wedman	Missouri
16	Cliff Meely	at Nebraska
16	Cliff Meely	vs. Iowa State
16	Cliff Meely	at Kansas
16	Cliff Meely	at Texas Tech
16	Chuck Gardner	at Oklahoma
16	Chuck Gardner	vs. Iowa State
16	Chuck Gardner	Missouri
16	Chuck Gardner	at Missouri
16	Wilky Gilmore	Oklahoma State
16	Jim Jochems	Oregon State
16	Jim Jochems	Idaho
16	Bob Helzer	vs. Missouri
16	Burdette Haldorson	vs. Nebraska
15	Tyler Bey	Illinois-Chicago
15	George King	Air Force
15	Josh Scott	Fort Lewis
15	Wesley Gordon	Northern Colorado
15	Josh Scott	Gardner-Webb
15	Xavier Johnson	Elon
15	Andre Roberson	Arizona State
15	Andre Roberson	California
15	Andre Roberson	Oregon State
15	Andre Roberson	Georgia
15	Andre Roberson	Fort Lewis
15	Alec Burks	vs. Iowa State
15	Andre Roberson	vs. Iowa State
15	Dominique Coleman	Oklahoma State
15	Dominique Coleman	Nebraska
15	Richard Roby	Texas Tech
15	David Harrison	Oklahoma (ot)
15	Stephane Pelle	at Texas Tech
15	David Harrison	Iowa State
15	Stephane Pelle	at Nebraska
15	Stephane Pelle	Kansas
15	Stephane Pelle	Texas
15	Martice Moore	Missouri
15	Martice Moore	George Mason (ot)
15	Poncho Hodges	at Iowa State
15	Mark Dean	LaSalle
15	Shaun Vandiver	at Wyoming
15	Shaun Vandiver	Oklahoma
15	Shaun Vandiver	Nebraska
15	Matt Bullard	at Detroit
15	Alex Stivins	Oklahoma
15	Joe Cooper	Long Beach State
15	Dave Logan	at Nebraska
15	Scott Wedman	Kansas
15	Cliff Meely	Iowa State
15	Cliff Meely	at Iowa State
15	Cliff Meely	at Missouri
15	Cliff Meely	UTEP

Date/Site
Mar. 15, 2019/Las Vegas
Mar. 15, 2012/Albuquerque
Feb. 18, 2012/Salt Lake City
Dec. 22, 2011/Boulder
Mar. 5, 2003/Boulder
Dec. 1, 2003/Boulder
Feb. 5, 2002/Boulder
Feb. 23, 2002/Boulder
Feb. 21, 2001/Lawrence
Feb. 11, 1998/Boulder
Nov. 26, 1990/Houston
Dec. 4, 1989/Boulder
Mar. 10, 1990/Kansas City
Mar. 6, 1987/Kansas City
Jan. 25, 1984/Boulder
Nov. 26, 1984/Boulder
Dec. 18, 1982/Boulder
Jan. 26, 1974/Boulder
Mar. 6, 1971/Lincoln
Dec. 30, 1970/Kansas City
Feb. 1, 1969/Lawrence
Dec. 5, 1968/Lubbock
Jan. 8, 1966/Norman
Dec. 28, 1965/Kansas City
Feb. 22, 1965/Boulder
Jan. 4, 1965/Boulder
Feb. 8, 1960/Boulder
Dec. 3, 1956/Boulder
Dec. 17, 1956/Boulder
Dec. 30, 1955/Kansas City
Dec. 29, 1955/Kansas City
Dec. 8, 2018/Boulder
Nov. 26, 2017/Boulder
Dec. 2, 2015/Boulder
Nov. 29, 2015/Boulder
Mar. 18, 2015/Boulder
Dec. 13, 2013/Boulder
Feb. 16, 2013/Boulder
Feb. 26, 2012/Boulder
Feb. 2, 2012/Boulder
Nov. 28, 2011/Boulder
Nov. 11, 2011/Boulder
Mar. 9, 2011/Kansas City
Mar. 9, 2011/Kansas City
Feb. 3, 2007/Boulder
Mar. 3, 2007/Boulder
Feb. 11, 2006/Boulder
Feb. 25, 2004/Boulder
Jan. 29, 2003/Lubbock
Jan. 16, 2002/Boulder
Jan. 12, 2002/Lincoln
Jan. 22, 2001/Boulder
Feb. 7, 2001/Boulder
Jan. 29, 1996/Boulder
Dec. 2, 1995/Boulder
Mar. 3, 1993/Boulder
Dec. 4, 1993/Boulder
Dec. 12, 1990/Laramie
Feb. 18, 1989/Boulder
Feb. 8, 1989/Boulder
Jan. 5, 1987/Detroit
Jan. 29, 1985/Boulder
Jan. 3, 1981/Boulder
Mar. 5, 1974/Lincoln
Jan. 22, 1972/Boulder
Dec. 22, 1971/Boulder
Mar. 8, 1971/Ames
Feb. 2, 1970/Columbia
Dec. 7, 1970/Boulder

No.	Player	Opponent	Date/Site
15	Mike Coleman	Missouri	Mar. 8, 1969/Boulder
15	Mike Coleman	Kansas	Mar. 1, 1969/Boulder
15	Cliff Meely	Kansas	Mar. 1, 1969/Boulder
15	Cliff Meely	vs. Oklahoma	Dec. 30, 1969/Kansas City
15	Cliff Meely	vs. Missouri	Dec. 29, 1969/Kansas City
15	Cliff Meely	vs. Kansas State	Dec. 30, 1968/Kansas City
15	Mike Coleman	at Air Force	Dec. 2, 1967/Colorado Springs
15	Bob Bauers	at Cincinnati	Dec. 19, 1966/Cincinnati
15	Chuck Gardner	at Oklahoma State (3ots)	Jan. 28, 1965/Stillwater
15	Chuck Gardner	Nebraska	Feb. 6, 1965/Boulder
15	Jim Davis	Oklahoma	Feb. 10, 1964/Boulder
15	Jim Davis	at Kansas State	Mar. 9, 1963/Manhattan
15	Burdette Haldorson	vs. Iowa State	Dec. 29, 1953/Kansas City
15	Burdette Haldorson	Iowa State	Feb. 15, 1954/Boulder



Stephane Pelle



Mike Coleman

## 10-ASSIST GAMES

Assts. Player	Opponent	Date/Site
15 Jose Winston	Coppin State	Jan. 2, 2001/Boulder
14 Mike Reid	Missouri	Mar. 1, 1986/Boulder
14 Jay Humphries	at Oklahoma	Jan. 29, 1983/Norman
13 Jose Winston	Elon	Nov. 20, 1998/Boulder
13 Toney Ellis	Iowa State	Jan. 8, 1977/Boulder
12 Askia Booker	at UCLA	Feb. 13, 2014/Los Angeles
12 Jay Humphries	Oklahoma State	Feb. 11, 1984/Boulder
12 Jay Humphries	Oklahoma	Feb. 26, 1983/Boulder
12 Jay Humphries	Oklahoma	Jan. 13, 1982/Boulder
11 McKinley Wright IV	Colorado State	Dec. 1, 2018/Boulder
11 McKinley Wright IV	Arizona State	Mar. 3, 2018/Las Vegas
11 McKinley Wright IV	South Dakota State (2ot)	Dec. 15, 2017/Boulder
11 Nick Mohr	at Texas A&M	Feb. 26, 2002/College Station
11 Jose Winston	Murray State	Dec. 28, 2000/Boulder
11 Jose Winston	Colorado State	Dec. 23, 2000/Boulder
11 Jose Winston	Southern Illinois	Mar. 16, 2000/Boulder
11 Chauncey Billups	Colorado State	Dec. 12, 1996/Boulder
11 Chauncey Billups	Oklahoma State (ot)	Jan. 15, 1997/Boulder
11 Chauncey Billups	George Mason (ot)	Dec. 2, 1995/Boulder
11 Mike Reid	Iowa State	Feb. 7, 1985/Boulder
10 McKinley Wright IV	Arizona	Jan. 6, 2017/Boulder
10 Marcus Hall	vs. Baylor	Mar. 13, 2008/Kansas City
10 Marcus Hall	South Dakota State	Feb. 14, 2005/Boulder
10 Antoine McGee	Stetson	Nov. 24, 2002/Boulder
10 Jose Winston	Oklahoma State	Jan. 27, 2001/Boulder
10 Jaquay Walls	California	Dec. 4, 1999/Boulder
10 Marlon Hughes	Georgia	Dec. 9, 1997/Boulder
10 Chauncey Billups	Nebraska	Jan. 4, 1997/Boulder
10 Marlon Hughes	NW State	Nov. 22, 1997/Boulder
10 Chauncey Billups	Oklahoma State	Feb. 24, 1996/Boulder
10 Donnie Boyce	Oklahoma	Mar. 2, 1994/Boulder
10 Billy Law	Kansas State	Feb. 1, 1992/Manhattan
10 Billy Law	Missouri	Feb. 19, 1992/Boulder
10 Billy Law	Iowa State	Jan. 5, 1991/Boulder
10 Mike Reid	Kansas State (ot)	Jan. 18, 1986/Boulder
10 Mike Reid	Texas Tech (ot)	Dec. 27, 1984/Boulder
10 Mike Reid	Oklahoma State	Feb. 16, 1985/Boulder
10 Mike Reid	Kansas State	Jan. 19, 1985/Boulder
10 Jay Humphries	Iowa State	Feb. 8, 1984/Boulder
10 Jay Humphries	Pepperdine	Jan. 9, 1984/Boulder
10 Jay Humphries	Iowa State	Feb. 4, 1981/Boulder

## 10-BLOCKED SHOTS GAMES

No. Player	Opponent	Date/Site
11 David Harrison	Nebraska	Mar. 8, 2003/Boulder
10 David Harrison	Stetson	Nov. 24, 2002/Boulder

## 10-STEALS GAMES

No. Player	Opponent	Date/Site
10 Jay Humphries	Wisconsin-Milwaukee	Jan. 15, 1983/Boulder



David Harrison is the only CU player to ever record two triple-doubles.

## 30-POINT GAMES

Cliff Meely	15	Martice Moore	2
Richard Roby	7	Scott Wedman	2
Chauncey Billups	6	Matt Bullard	1
Shaun Vandiver	6	Jim Creighton	1
Donnie Boyce	5	Jim Davis	1
Cory Higgins	5	Mark Dean	1
Burdette Haldorson	4	Wilky Gilmore	1
Jaquay Walls	4	Marcus Hall	1
Derrick White	4	D.J. Harrison	1
Ken Charlton	3	Ken Hills	1
Pat Frink	3	Poncho Hodges	1
Emmett Lewis	3	Bob Jeangerard	1
Scott Wilke	3	Michel Morandais	1
Stevie Wise	3	Kenny Price	1
Askia Booker	2	Josh Scott	1
Alec Burks	2	Gordon Tope	1
Art Bunte	2	Larry Vaculik	1
Chuck Gardner	2	Roger Voss	1
David Harrison	2	Chuck Williams	1
Jay Humphries	2	McKinley Wright IV	1
JoJo Hunter	2		

## 15-REBOUND GAMES

Cliff Meely	24	Donnie Boyce	1
Burdette Haldorson	15	Alec Burks	1
Shaun Vandiver	13	Joe Cooper	1
Andre Roberson	12	Mark Dean	1
Jim Davis	12	Ronnie DeGray	1
Stephane Pelle	11	Wilky Gilmore	1
Chuck Gardner	6	Wesley Gordon	1
David Harrison	6	Lamar Harris	1
Alex Stivrins	6	Bob Helzer	1
Tyler Bey	3	Jermey Jackson-Wilson	1
Mike Coleman	3	Xavier Johnson	1
George Hannah	3	Vince Kelley	1
Poncho Hodges	3	George King	1
Josh Scott	3	Dave Logan	1
Matt Bullard	2	Charlie Melvin	1
Dominique Coleman	2	Milt Mueller	1
Jim Jochems	2	Jim Ranglos	1
Martice Moore	2	Richard Roby	1
Jamahl Mosley	2	Ron Smith	1
Scott Wedman	2	Roger Voss	1
Bob Bauers	1		

## 10-ASSIST GAMES

Jay Humphries	7
Mike Reid	6
Jose Winston	6
Chauncey Billups	5
McKinley Wright IV	4
Billy Law	3
Marcus Hall	2
Marlon Hughes	2
Askia Booker	1
Donnie Boyce	1
Toney Ellis	1
Antoine McGee	1
Nick Mohr	1
Jaquay Walls	1

## 10-BLOCK GAMES

David Harrison	2
----------------	---



## SEASONAL LEADERS IN THREE OR MORE CATEGORIES

### BUFF SEASONAL LEADERS IN THREE CATEGORIES

(points, rebounds, assists, steals, blocks)

[assists kept since '76-77, steals and blocks since '77-78]



Donnie Boyce

2018-19	Tyler Bey 13.6 ppg, 9.9 rpg, 44 blk
2017-18	McKinley Wright IV 14.2 ppg, 175 assts, 31 stls
2016-17	Derrick White 18.1 ppg, 148 assts, 49 blk, 42 stls
2014-15	Askia Booker 17.2 ppg, 99 assts., 44 stls.
2012-13	Andre Roberson 11.2 rpg, 67 stls., 41 blks.
2011-12	Andre Roberson 11.1 rpg., 46 stls., 67 blks.
2010-11	Andre Roberson: 7.8 rpg, 51 stls, 42 blks (freshman record)
2008-09	Cory Higgins: 17.4 ppg, 5.4 rpg, 59 stls
2006-07	Dominique Coleman: 6.9 rpg, 3.4 apg, 43 stls
2005-06	Richard Roby: 17.0 ppg, 5.5 rpg, 62 stls
2003-04	David Harrison: 17.1 ppg, 8.8 rpg, 106 blks (record)
1999-00	Jaquay Walls: 17.0 ppg, 7.1 rpg, 4.5 apg
1996-97	Chauncey Billups: 19.1 ppg, 4.8 apg, 62 stls
1995-96	Chauncey Billups: 17.9 ppg, 5.5 apg, 42 stls
1994-95	Donnie Boyce: 18.5 ppg, 6.5 rpg, 4.1 apg
1993-94	Donnie Boyce: 22.4 ppg, 4.5 apg, 59 stls
1989-90	Shaun Vandiver: 22.3 ppg, 11.2 rpg, 36 blks
1987-88	Scott Wilke: 21.5 ppg, 8.4 rpg, 31 stls, 21 blks
1986-87	Matt Bullard: 16.6 ppg, 9.3 rpg, 35 blks
1985-86	Matt Bullard: 12.7 ppg, 6.4 rpg, 32 blks
1983-84	Jay Humphries: 15.4 ppg, 6.0 apg, 101 stls
1982-83	Jay Humphries, 14.3 ppg, 6.2 apg, 115 stls (record)
1980-81	Joe Cooper, 7.1 rpg, 41 stls, 57 blks
1977-78	Larry Vaculik: 12.9 ppg, 6.9 rpg, 17 blks



Cory Higgins

### SEASONAL LEADERS IN THREE CATEGORIES

(points, rebounding, FT percentage before assists, blocks, steals were kept)

1972-73	Scott Wedman: 17.7 ppg, 9.3 rpg, .811 FT%
1970-71	Cliff Meely: 28.0 ppg (record), 11.9 rpg, .696 FT%
1965-66	Chuck Gardner: 20.2 ppg, 9.8 rpg, .650 FT%
1961-62	Ken Charlton: 19.9 ppg, 9.5 rpg, .778 FT%
1952-53	Art Bunte: 19.1 ppg, 8.5 rpg, .711 FT%
1951-52	Frank Gompert: 11.6 ppg, 9.0 rpg, .649 FT%
1949-50	Kendall Hills: 12.4 ppg, 5.5 rpg, .802 FT%
1948-49	Bob Rolander: 10.6 ppg, 6.0 rpg, .703 FT%
1947-48	Bob Rolander: 9.7 ppg, 6.3 rpg, .653 FT%

### BUFF SEASONAL LEADERS IN FOUR CATEGORIES

2016-17:	Derrick White 18.1 ppg, 148 assts, 49 blk, 42 stls
2014-15	Askia Booker 17.2 ppg, 99 assts., 44 stls., .834 FT%
2011-12	Andre Roberson, 11.1 rpg., 67 blks., 46 stls., .510 FG%
2008-09	Cory Higgins, 17.4 ppg, 5.4 rpg, .830 FT%, 59 stls
2005-06	Richard Roby, 17.0 ppg, 5.5 rpg, .736 FT%, 62 stls
1999-00	Jaquay Walls, 17.0 ppg, 7.1 rpg, .854 FT%, 4.5 apg
1996-97	Chauncey Billups, 19.1 ppg, .854 FT%, 4.8 apg, 62 stls
1995-96	Chauncey Billups, 17.9 ppg, .861 FT%, 5.5 apg, 42 stls
1987-88	Scott Wilke, 21.5 ppg, 8.4 rpg, 31 stls, 21 blks
1986-87	Matt Bullard, 16.6 ppg, 9.3 rpg, .742 FT%, 35 blks
1985-86	Matt Bullard, 12.7 ppg, 6.4 rpg, .818 FT%, 32 blks
1977-78	Larry Vaculik, 12.9 ppg, 6.9 rpg, .696 FT%, 17 blks



Dominique Coleman



Scott Wilke

## CAREER DOUBLE-DOUBLES, TRIPLE-DOUBLES


### MOST DOUBLE-DOUBLES

#### Double-Doubles (Career)

1. Shaun Vandiver, 1988-91	59
2. Cliff Meely, 1968-71	54
3. Jim Davis, 1961-64	47
4. Andre Roberson, 2010-13	37
5. Josh Scott, 2012-16	36
Stephane Pelle, 1999-03	36
7. Scott Wedman, 1971-74	35
8. Burdette Haldorson, 1951-55	33
9. Ken Charlton, 1960-63	31
10. Alex Stivrins, 1983-85	29
11. David Harrison, 2001-04	25
12. Wilky Gilmore, 1959-62	22
13. Tyler Bey, 2017-pre	19
14. Vince Kelley, 1980-84	17
15. Roger Voss, 1959-61	15

#### Double-Doubles (Season)


1. Shaun Vandiver, 1989-90	21
Burdette Haldorson, 1954-55	21
3. Andre Roberson, 2011-12	20
4. Cliff Meely, 1968-69	20
5. Shaun Vandiver, 1990-91	19
Jim Davis, 1962-63	19
6. Jim Davis, 1962-63	18
8. Tyler Bey, 2018-19	17
Shaun Vandiver, 1988-89	17
Alex Stivrins, 1984-85	17
Cliff Meely, 1969-70	17
12. Wilky Gilmore, 1959-69	14
13. Josh Scott, 2015-16	13
Josh Scott, 2013-14	13
Stephane Pelle, 2001-02	13
Scott Wedman, 1971-72	13
Cliff Meely, 1970-71	13
Roger Voss, 1960-61	13
19. Andre Roberson, 2012-13	12
David Harrison, 2003-04	12
Stephane Pelle, 2002-03	12
Alex Stivrins, 1983-84	12
Scott Wedman, 1972-73	12
Jim Creighton, 1971-72	12
Chuck Gardner, 1965-66	12
Ken Charlton, 1961-62	12
Ken Charlton, 1960-61	12
28. Mark Dean, 1993-94	10
Scott Wedman, 1973-74	10
Jim Davis, 1961-62	10
31. Josh Scott, 2014-15	8



Stephane Pelle is tied with Josh Scott for fifth in career double-doubles with 36.



Shaun Vandiver holds the CU record for most double-doubles in a career (59) and in a season (21).



Cliff Meely ranks second in career double-doubles (54) and is tied for third in seasonal doubles (20). Both Meely and Shaun Vandiver played only three years as a Buff.

### TRIPLE-DOUBLES (3)

#### POINTS-REBOUNDS-BLOCKS

David Harrison 2  
vs. Stetson, Nov. 24, 2002 (31 pts., 17 rbs., 10 blks.)  
vs. Nebraska, Mar. 8, 2003 (20 pts., 10 rbs., 11 blks.)

#### POINTS-REBOUNDS-ASSISTS

Chauncey Billups 1  
vs. George Mason, Dec. 2, 1995 (24 pts., 11 rbs., 11 assts.)



## MILESTONE DOUBLE-DOUBLE CLUB

### 40+ POINTS, 20+ REBOUNDS CLUB

Points	Rebounds	Player - Position	Opponent	Date
47	25	Cliff Meely - F/C	Oklahoma	Feb. 13, 1971

### 40+ POINTS, 15+ REBS.

Points	Rebounds	Player - Position	Opponent	Date
44	18	Cliff Meely - F/C	Oklahoma State	Mar. 11, 1971
42	15	Cliff Meely - F/C	Iowa State	Jan. 23, 1971

### 30+ POINTS, 30+ REBS.

Points	Rebounds	Player - Position	Opponent	Date
31	31	Burdette Haldorson - C	Oklahoma (KC)	Dec. 29, 1952

### 30+ POINTS, 20+ REBS.

Points	Rebounds	Player - Position	Opponent	Date
33	22	Burdette Haldorson - C	at Oklahoma	Feb. 27, 1954
32	21	Jim Davis - C	Missouri	Jan. 13, 1964
31	27	Roger Voss - C	at Missouri	Feb. 4, 1961
32	20	Poncho Hodges - C	Centenary	Jan. 6, 1993

### 30 PTS., 15+ REBS.

Points	Rebounds	Player - Position	Opponent	Date
37	18	Shaun Vandiver - C	at San Diego	Jan. 2, 1991
34	16	Shaun Vandiver - C	Illinois State	Dec. 4, 1989
33	19	Burdette Haldorson - C	at Nebraska	Feb. 7, 1955
31	19	Cliff Meely - C	Oklahoma	Jan. 28, 1970
31	19	Burdette Haldorson - C	Oklahoma	Jan. 17, 1955
31	17	David Harrison - C	Stetson	Nov. 24, 2002
31	15	Martice Moore - F	George Mason	Dec. 2, 1995

### 25-29 PTS., 15+ REBS.

Points	Rebounds	Player - Position	Opponent	Date
29	15	Alec Burks - G	Iowa State (KC)	Mar. 9, 2011
29	15	Cliff Meely - F	vs. Kansas State (KC)	Dec. 30, 1968
29	17	Milton Mueller - F	Missouri	Jan. 12, 1963
29	16	Art Bunte - F	at Iowa State	Feb. 7, 1953
28	19	Jim Davis - C	at Oklahoma	Feb. 1, 1964
28	15	Cliff Meely - F/C	UTEP	Dec. 7, 1970
27	19	Burdette Haldorson - C	Kansas	Feb. 22, 1955
27	18	Cliff Meely - F	Nebraska	Feb. 8, 1969
27	15	Shaun Vandiver - C	Nebraska	Feb. 8, 1989
27	15	Cliff Meely - F	Kansas	Mar. 1, 1969
27	19	Charlie Melvin - C	Texas Tech	Feb. 2, 1998
27	18	Shaun Vandiver - C	CSU Northridge	Nov. 23, 1990
27	17	Shaun Vandiver - C	at SW Missouri State	Dec. 1, 1990
27	17	Burdette Haldorson - C	Iowa State	Jan. 22, 1955
27	16	Chuck Gardner - C	Missouri	Feb. 22, 1965
26	22	Burdette Haldorson - C	Nebraska	Mar. 6, 1955
26	21	Burdette Haldorson - C	at Oklahoma	Jan. 8, 1955
26	19	Shaun Vandiver - C	Iowa State	Feb. 13, 1990
26	17	Stephane Pelle - F	Nebraska	Feb. 17, 2001
26	16	Shaun Vandiver - C	Oklahoma State (KC)	Mar. 10, 1990
26	16	Cliff Meely - F	at Kansas	Feb. 1, 1969
26	15	Cliff Meely - C	Missouri (KC)	Dec. 29, 1969
25	18	Alex Stivrins - F	Hartford	Jan. 1, 1985
25	15	Martice Moore - F	Missouri	Jan. 29, 1996
25	16	Burdette Haldorson - C	*Nebraska	Dec. 29, 1954
25	15	George King - F	Air Force	Nov. 26, 2017

### 20-29 PTS., 20+ REBS.

Points	Rebounds	Player - Position	Opponent	Date
27	20	Cliff Meely - C	Iowa State	Mar. 5, 1970
26	20	Burdette Haldorson - C	Nebraska	Mar. 5, 1955
25	20	Jim Davis - C	Houston	Dec. 12, 1963

### 20-24 PTS., 15+ REBS.

Points	Rebounds	Player - Position	Opponent	Date
24	18	Cliff Meely - C	Kansas	Feb. 21, 1970
24	16	Cliff Meely - F	at Texas Tech	Dec. 5, 1968
24	16	Jim Creighton - C	at Kansas	Feb. 21, 1972
24	16	Chuck Gardner - C	at Oklahoma	Jan. 8, 1966
24	15	Josh Scott - F	Fort Lewis	Dec. 2, 2015
23	18	Shaun Vandiver - C	at Missouri	Feb. 4, 1990
23	17	Shaun Vandiver - C	at St. Louis	Dec. 23, 1989
22	17	<b>Tyler Bey - F</b>	<b>Arizona State</b>	<b>Feb. 13, 2019</b>
22	17	Cliff Meely - C	Kansas State	Feb. 7, 1970
22	16	<b>Tyler Bey - F</b>	<b>vs. Washington (LV)</b>	<b>Mar. 15, 2019</b>
22	15	Burdette Haldorson - C	at Iowa State	Feb. 6, 1954
21	19	Cliff Meely - C	Kansas State	Feb. 26, 1970
21	18	Jim Davis - C	Pepperdine	Dec. 15, 1962
21	17	Ron Wrigley - C	Missouri	Mar. 8, 1975
21	16	James Ranglos - F	at BYU	Dec. 17, 1955
21	15	Dominique Coleman - G	Oklahoma State	Feb. 3, 2007
21	15	David Harrison - C	Oklahoma	Feb. 25, 2004
21	15	David Harrison - C	Iowa State	Jan. 16, 2002
21	16	Cliff Meely - F/C	Iowa State (KC)	Dec. 30, 1970
21	16	Chuck Gardner - C	Iowa State (KC)	Dec. 28, 1965
20	19	Jim Davis - C	Oklahoma	Feb. 11, 1963
20	19	Burdette Haldorson - C	Kansas State	Feb. 19, 1955
20	18	Jim Davis - C	Missouri	Dec. 29, 1962
20	18	Wilky Gilmore - F	Texas Tech	Dec. 5, 1959
20	18	Burdette Haldorson - C	at Kansas State	Feb. 26, 1955
20	16	Matt Bullard - F	Missouri (KC)	Mar. 6, 1987
20	16	Chuck Gardner - C	at Missouri	Jan. 4, 1965
20	15	Wayne Millies - F	Texas Tech	Dec. 5, 1959



Alec Burks

## DOUBLE-DOUBLES (FORWARDS, CENTERS, GUARDS)

### FORWARDS (20+ PTS./15+ REBS.)

Points/Rebs.	Player	Opponent	Date
47/25	Cliff Meely	Oklahoma	Feb. 13, 1971
44/18	Cliff Meely	Oklahoma State	Mar. 11, 1971
42/15	Cliff Meely	Iowa State	Jan. 23, 1971
31/19	Cliff Meely	Oklahoma	Jan. 28, 1970
31/15	Martice Moore	George Mason	Dec. 2, 1995
29/17	Milton Mueller	Missouri	Jan. 12, 1963
29/16	Art Bunte	at Iowa State	Feb. 7, 1953
29/15	Cliff Meely	vs. Kansas State (KC)	Dec. 30, 1968
28/15	Cliff Meely	UTEP	Dec. 7, 1970
27/18	Cliff Meely	Nebraska	Feb. 8, 1969
27/15	Cliff Meely	Kansas	Mar. 1, 1969
26/17	Stephane Pelle	Nebraska	Feb. 17, 2001
26/16	Cliff Meely	at Kansas	Feb. 1, 1969
26/15	Cliff Meely	vs. Missouri (KC)	Dec. 29, 1969
25/18	Alex Stivrins	Hartford	Jan. 1, 1985
25/15	Martice Moore	Missouri	Jan. 29, 1996
24/18	Cliff Meely	Kansas	Feb. 21, 1970
24/16	Cliff Meely	at Texas Tech	Dec. 5, 1968
24/15	Josh Scott	Fort Lewis	Dec. 2, 2015
23/15	Josh Scott	Gardner-Webb	Mar. 18, 2015
22/17	<b>Tyler Bey</b>	<b>Arizona State</b>	<b>Feb. 13, 2019</b>
22/17	Cliff Meely	Kansas State	Feb. 7, 1970
22/16	<b>Tyler Bey</b>	<b>vs. Washington (LV)</b>	<b>Mar. 15, 2019</b>
21/16	Cliff Meely	vs. Iowa State (KC)	Dec. 30, 1970
21/16	James Ranglos	at BYU	Dec. 17, 1955
20/18	Wilky Gilmore	Texas Tech	Dec. 5, 1959
20/16	Matt Bullard	vs. Missouri (KC)	Mar. 6, 1987
20/15	Wayne Millies	Texas Tech	Dec. 5, 1959
25/15	George King	Air Force	Nov. 26, 2017

### GUARDS (20+ pts./10+ steals)

Points/Stls.	Player	Opponent	Date
21/10	Jay Humphries	Wisconsin-Milwaukee	Jan. 15, 1983

### (20+ pts./10+rebs.)


Points/Rebs.	Player	Opponent	Date
33/10	Alec Burks	Texas	Feb. 26, 2011
32/12	Richard Roby	vs. Baylor (Kansas City)	Mar. 13, 2008
29/15	Alec Burks	vs. Iowa State (KC)	Mar. 9, 2011
29/10	Chauncey Billups	at Texas Tech	Jan. 11, 1997
27/14	Richard Roby	New Orleans	Dec. 12, 2007
25/10	Alec Burks	Kent State	Mar. 22, 2011
24/10	Alec Burks	vs. Texas Tech (KC)	Mar. 10, 2010
24/10	Cory Higgins	Western State	Jan. 7, 2009
23/11	Chauncey Billups	Kansas State	Feb. 19, 1997
21/15	Dominique Coleman	Oklahoma State	Feb. 3, 2007
21/10	Cory Higgins	vs. Coppin State (Hawai'i)	Dec. 28, 2008
21/10	Richard Roby	Northern Colorado	Dec. 2, 2006
21/10	Blair Wilson	at Kansas	Feb. 19, 2003
20/11	Alec Burks	Oklahoma State	Jan. 15, 2011

### (20+ pts./10+assists)

Points/Assts.	Player	Opponent	Date
30/11	<b>McKinley Wright IV</b>	<b>South Dakota State (2ot)</b>	<b>Dec. 15, 2017</b>
28/10	Donnie Boyce	Oklahoma	Mar. 2, 1994
25/10	Marcus Hall	vs. Baylor (Kansas City)	Mar. 13, 2008
22/11	Chauncey Billups	Oklahoma State	Jan. 15, 1997
21/14	Jay Humphries	at Oklahoma	Jan. 29, 1983
20/12	Jay Humphries	Oklahoma	Feb. 26, 1983
20/11	<b>McKinley Wright IV</b>	<b>Arizona State (Las Vegas)</b>	<b>Mar. 7, 2018</b>
20/10	Chauncey Billups	Nebraska	Jan. 4, 1997
20/10	Jay Humphries	Pepperdine	Jan. 9, 1984

### CENTERS (20+ PTS./15+ REBS.)

Points/Rebs.	Player	Opponent	Date
37/18	Shaun Vandiver	at San Diego	Jan. 2, 1991
34/16	Shaun Vandiver	Illinois State	Dec. 4, 1989
33/22	Burdette Haldorson	at Oklahoma	Feb. 27, 1954
33/19	Burdette Haldorson	at Nebraska	Feb. 7, 1955
32/21	Jim Davis	Missouri	Jan. 13, 1964
32/20	Poncho Hodges	Centenary	Jan. 6, 1993
31/31	Burdette Haldorson	vs. Oklahoma (KC)	Dec. 29, 1952
31/27	Roger Voss	at Missouri	Feb. 4, 1961
31/19	Burdette Haldorson	Oklahoma	Jan. 17, 1955
31/17	David Harrison	Stetson	Nov. 24, 2002
28/19	Jim Davis	at Oklahoma	Feb. 1, 1964
27/20	Cliff Meely	Iowa State	Mar. 5, 1970
27/19	Charlie Melvin	Texas Tech	Feb. 2, 1998
27/19	Burdette Haldorson	Kansas	Feb. 22, 1955
27/18	Shaun Vandiver	CSU Northridge	Nov. 23, 1990
27/17	Shaun Vandiver	at SW Missouri State	Dec. 1, 1990
27/17	Burdette Haldorson	Iowa State	Jan. 22, 1955
27/16	Chuck Gardner	Missouri	Feb. 22, 1965
27/15	Shaun Vandiver	Nebraska	Feb. 8, 1989
26/22	Burdette Haldorson	Nebraska	Mar. 6, 1955
26/21	Burdette Haldorson	at Oklahoma	Jan. 8, 1955
26/20	Burdette Haldorson	Nebraska	Mar. 5, 1955
26/19	Shaun Vandiver	Iowa State	Feb. 13, 1990
26/16	Shaun Vandiver	vs. Oklahoma State (KC)	Mar. 10, 1990
25/20	Jim Davis	Houston	Dec. 12, 1963
25/16	Burdette Haldorson	Nebraska	Dec. 29, 1954
24/16	Jim Creighton	at Kansas	Feb. 21, 1972
24/16	Chuck Gardner	at Oklahoma	Jan. 8, 1966
23/18	Shaun Vandiver	at Missouri	Feb. 4, 1990
23/17	Shaun Vandiver	at St. Louis	Dec. 23, 1989
22/15	Burdette Haldorson	at Iowa State	Feb. 6, 1954
21/19	Cliff Meely	Kansas State	Feb. 26, 1970
21/18	Jim Davis	Pepperdine	Dec. 15, 1962
21/17	Ron Wrigley	Missouri	Mar. 8, 1975
21/16	Chuck Gardner	vs. Iowa State (KC)	Dec. 28, 1965
21/15	David Harrison	Iowa State	Jan. 16, 2002
21/15	David Harrison	Oklahoma	Feb. 25, 2004
20/19	Jim Davis	Oklahoma	Feb. 11, 1963
20/19	Burdette Haldorson	Kansas State	Feb. 19, 1955
20/18	Jim Davis	Missouri	Dec. 29, 1962
20/18	Burdette Haldorson	at Kansas State	Feb. 26, 1955
20/16	Chuck Gardner	at Missouri	Jan. 4, 1965



Jay Humphries



## NCAA RANKINGS / CONFERENCE LEADERS

COLORADO NATIONALLY RANKED IN ANY STATISTICAL CATEGORY

### TEAM (Top 50)

#### Scoring Offense

Year	Rank	Pts.	Avg.
2010-11	12	3,025	79.6
2005-06	29	2,305	76.8
2000-01	23	2,419	80.6

#### Scoring Defense

Year	Rank	Pts.	Avg.
1966-67	25	1,656	66.2
1964-65	18	1,652	66.1
1962-63	15	1,553	59.7
1961-62	15	1,597	61.4
1960-61	24	1,717	68.7
1958-59	24	1,459	60.8
1955-56	22	1,374	65.1
1954-55	18	1,568	62.7
1948-49	23	862	47.8

#### Field Goal Percentage

Year	Rank	FG-FGA	Avg.
2010-11	19	1058-2237	.473
2009-10	26	773-1634	.473
1966-67	22	659-1391	.474

#### FG % Defense

Year	Rank	FG-FGA	Avg.
2011-12	36	812-2009	.404

#### Free Throw Percentage

Year	Rank	FT-FTA	Avg.
2018-19	30	570-757	.753
2015-16	46	594-809	.734
2010-11	5	679-873	.778
2009-10	3	561-732	.766
2008-09	45	429-587	.731
1979-80	12	431-573	.752
1954-55	23	612-865	.710
1949-50	2	395-576	.686
1948-49	12	239-353	.677
1947-48	7	300-452	.664

#### Blocked Shots Per Game

Year	Rank	Avg.
2015-16	33	4.9
2005-06	15	5.8
2004-05	16	5.3
2003-04	6	6.0
2002-03	3	6.7

#### 3-Point FG Per Game

Year	Rank	Avg.
2005-06	34	8.0

#### 3-Point FG Percentage

Year	Rank	Pct.
2015-16	17	.389
2010-11	50	.372
2009-10	21	.388

#### 3-Point Defense

Year	Rank	Avg.
2018-19	49	.318

#### Steals

Year	Rank	Avg.
2009-10	30	8.3
2005-06	42	8.5

#### Assists

Year	Rank	Avg.
2005-06	18	16.6

#### Rebounding Average

Year	Rank	Avg.
2015-16	4	42.1

#### Rebounding Margin

Year	Rank	Margin
2018-19	20	+6.3
2015-16	10	+8.6
2014-15	33	+5.0
2013-14	16	+5.9
2005-06	48	+4.0

#### Turnovers

Year	Rank	Avg.
2011-12	37	11.7



Andre Roberson

### INDIVIDUAL (TOP 100)

#### Scoring

Year	Player	Rank	Pts.	Avg.
2016-17	Derrick White	96	615	18.1
2014-15	Askia Booker	74	532	17.2
2010-11	Alec Burks	18	779	20.5
2009-10	Cory Higgins	45	587	18.9
2008-09	Cory Higgins	93	538	17.4
2006-07	Richard Roby	89	466	17.3
1970-71	Cliff Meely	9	729	28.0

#### Field Goals Made

Year	Player	Rank	FGM
2016-17	Derrick White	92	205

#### Field Goal Percentage

Year	Player	Rank	FG-FGA	Avg.
2018-19	Tyler Bey	51	184-340	.541
2016-17	Derrick White	98	205-404	.507
2015-16	Josh Scott	66	187-352	.531
2014-15	Josh Scott	36	130-239	.544
2009-10	Alec Burks	33	172-320	.538
2009-10	Cory Higgins	69	193-382	.505
2003-04	David Harrison	4	186-295	.631
2001-02	David Harrison	3	139-218	.638
1985-86	Matt Bullard	18	142-235	.604

#### Free Throws Made

Year	Player	Rank	FTM
2016-17	Derrick White	80	148

#### Free Throw Percentage

Year	Player	Rank	FT-FTA	Avg.
2014-15	Askia Booker	68	131-157	.834
2012-13	Spencer Dinwiddie	90	198-240	.825
2010-11	Cory Higgins	36	174-201	.866
	Alec Burks	98	249-302	.825
2009-10	Cory Higgins	81	169-203	.833
2008-09	Cory Higgins	77	176-212	.830
1996-97	Chauncey Billups	20	176-206	.854
1982-83	Rob Gonzalez	1	75-82	.915
1980-81	Jo Jo Hunter	29	109-129	.845
1968-69	Gordon Tope	17	133-158	.842

#### Steals

Year	Player	Rank	Stl.	Avg.
2012-13	Andre Roberson	30	67	2.2
2009-10	Cory Higgins	47	60	1.9
2008-09	Cory Higgins	63	59	1.9
2007-08	Marcus Hall	86	58	1.8
2005-06	Richard Roby	63	62	2.1
1982-83	Jay Humphries	1	115	4.2

#### Assist-Turnover Ratio

Year	Player	Rank	A-To
2009-10	Nate Tomlinson	74	2.03
2007-08	Marcus Hall	100	1.80

#### Rebounding

Year	Player	Rank	Reb.	Avg.
2018-19	Tyler Bey	20	356	9.9
2015-16	Josh Scott	63	282	8.8
2014-15	Josh Scott	50	219	8.4
2013-14	Josh Scott	60	295	8.4
2012-13	Andre Roberson	2	347	11.2
2011-12	Andre Roberson	3	401	11.1
2010-11	Andre Roberson	100	297	7.8
1989-90	Shaun Vandiver	t-14	336	11.2
1988-89	Shaun Vandiver	15	295	10.5
1984-85	Alex Stivrins	6	317	11.7

#### Double-Doubles

Year	Player	Rank	Total
2018-19	Tyler Bey	15	17

## Assists

Year	Player	Rank	Assts.	Avg.
2018-19	McKinley Wright IV	53	167	4.8
2017-18	McKinley Wright IV	52	175	5.5
2016-17	Derrick White	82	148	
2000-01	Jose Winston	11	194	6.5

## Blocked Shots

Year	Player	Rank	Blocks	Avg.
2016-17	Derrick White	85	49	1.4
2016-17	Wesley Gordon	91	48	1.5
2015-16	Wesley Gordon	35	68	2.0
2015-16	Josh Scott	91	52	1.6
2014-15	Josh Scott	68	46	1.8
2012-13	Andre Roberson	54	67	1.9
2007-08	Marcus King-Stockton	91	49	1.6
2003-04	David Harrison	112	85	2.9
1991-92	Poncho Hodges	6	73	2.6

## 3-Point FGs Made Per Game

Year	Player	Rank	3-Pt. FG	Avg.
2001-02	Blair Wilson	33	76	3.0
1997-98	Kenny Price	9	90	3.3

## TEAM CONFERENCE CHAMPIONS (ALL GAMES)

### Scoring Offense

Year	G	W-L	Pts.	Avg/G
1998-99	33	18-15	2411	73.1

### FG% Defense

Year	G	FG	FGA	Pct.
2011-12	36	812	2009	.404
1996-97	32	777	1942	.400

### Free Throw Percentage

Year	G	FT	FTA	Pct.
2015-16	34	594	809	.734
2010-11	38	679	873	.778
2009-10	31	561	732	.766

### Rebounding

Year	G	Reb.	Avg/G
2015-16	34	1433	42.1
2005-06	30	1227	40.9
2002-03	32	1351	42.2

### Offensive Rebounds

Year	G	Reb.	Avg/G
2005-06	30	476	15.87

### Defensive Rebounds

Year	G	Reb.	Avg/G
2015-16	34	987	29.03
2011-12	36	938	26.10
2002-03	32	890	27.81

### Rebounding Margin

Year	G	Margin
2018-19	36	+6.3

### Rebounding Defense

Year	G	OppReb	Avg/G
2018-19	36	1128	31.3

## 3-Point FGs Made

Year	G	3FG	Avg/G
2005-06	30	240	8.00

## 3-Point FG Pct.

Year	G	3FG	3FGA	Pct.
2015-16	34	252	647	.389

## Blocked Shots

Year	G	Blocks	Avg/G
2005-06	30	174	5.80
2004-05	30	158	5.27
2003-04	29	174	6.00
2002-03	32	214	6.69

## TEAM (CONFERENCE GAMES ONLY)

### Scoring Defense

Year	G	Pts.	Avg/G
2012-13	16	1119	62.2

### Field Goal Defense

Year	G	FGM	FGM	Pct
2017-18	18	452	1070	.422

### Rebounding

Year	G	No.	Avg/G
2015-16	18	732	40.7
2005-06	16	643	40.2
2002-03	16	690	43.1

### Offensive Rebounds

Year	G	No.	Avg/G
2015-16	18	237	13.2
2005-06	16	261	16.3
2004-05	16	209	13.1
2000-01	16	232	14.5

### Defensive Rebounds

Year	G	No.	Avg/G
2013-14	18	585	32.50
2011-12	18	467	25.94
2002-03	16	458	28.63

### Defensive Rebounding

Year	G	DReb	Opp-OR	Deb. %
2013-14	18	904	319	.739
2011-12	18	467	172	.731

### Rebounding Margin

Year	G	Margin
2018-19	18	+4.5

### Rebounding Defense

Year	G	OppReb	Avg
2018-19	18	568	31.6

### Blocked Shots

Year	G	Blks	Avg/G
2005-06	16	95	5.94
2004-05	16	81	5.06
2003-04	16	93	5.81
2002-03	16	122	7.63

## 3-Point FG Percentage

Year	G	FG	FGA	Pct.
2009-10	16	110	279	.394
2003-04	16	114	280	.407
1996-97	16	86	213	.404

## 3-Point FG Made

Year	G	FG	Avg/G
2005-06	16	136	8.5

## Steals

Year	G	Stls	Avg/G
2008-09	16	133	8.31
2000-01	16	138	8.63

## Free Throw Percentage

Year	G	FT	FTA	Pct.
2010-11	16	262	334	.784

## CONFERENCE CHAMPIONS (ALL GAMES)

### Scoring

Year	Player	G	Pts.	Avg.
2010-11	Alec Burks	38	779	20.5
1989-90	Shaun Vandiver	30	668	22.3
1980-81	JoJo Hunter	28	535	19.1
1976-77	Emmett Lewis	27	529	19.6
1970-71	Cliff Meely	26	729	28.0
1968-69	Cliff Meely	28	667	23.8
1963-64	Jim Davis	25	463	18.5
1962-63	Ken Charlton	26	514	19.8
1954-55	Burdette Halderson	21	397	18.9



George King



## Rebounding

Year	Player	G	Rebs.	Avg/G
2012-13	Andre Roberson	31	347	11.2
2011-12	Andre Roberson	36	401	11.1

## Field Goal Percentage

Year	Player	G	FG	FGA	Pct.
2009-10	Alec Burks	30	172	320	.538
2003-04	David Harrison	29	186	295	.631
2001-02	David Harrison	27	139	218	.638

## Free Throw Percentage

Year	Player	G	FT	FTA	Pct.
2011-12	Spencer Dinwiddie	101	120	147	.816
1996-97	Chauncey Billups	29	176	206	.854

## 3-Point FG Made

Year	Player	G	3FG	Avg/G
2003-04	Blair Wilson	29	75	2.59
1997-98	Kenny Price	27	90	3.3
1998-99	Kenny Price	32	97	3.0

## 3-Point FG Percentage

Year	Player	G	3FG	FGA	Pct.
2015-16	George King	34	68	149	.456
2010-11	Levi Knutson	38	81	171	.474
1997-98	Kenny Price	27	90	214	.421

## Assist-Turnover Ratio

Year	Player	G	Asst	Avg.	Turn	Avg.	Ratio
2011-12	Nate Tomlinson	36	108	3.0	59	1.6	1.83
2005-06	Marcus Hall	30	124	4.1	57	1.9	2.18
2000-01	Jose Winston	30	194	6.5	87	2.9	2.23
2000-01 (2nd)	Ernest Renfroe	29	15	0.5	7	0.2	2.14

## Offensive Rebounds

Year	Player	G	No.	Avg/G
2014-15	Josh Scott	26	89	3.42
2011-12	Andre Roberson	36	111	3.08
2003-04	David Harrison	29	108	3.72
2001-02	Stephane Pelle	29	107	3.69

## Defensive Rebounds

Year	Player	G	No.	Avg/G
2012-13	Andre Roberson	31	255	8.25
2011-12	Andre Roberson	36	290	8.06

## Blocked Shots

Year	Player	G	Blocks	Avg/G
2011-12	Andre Roberson	54	67	1.9
2003-04	David Harrison	29	85	2.93
2002-03	David Harrison	32	106	3.31

## Steals

Year	Player	G	Steals	Avg/G
2009-10	Cory Higgins	31	60	1.94

## Minutes Played

Year	Player	G	Mins.	Avg/G
2007-08	Marcus Hall	32	1202	37.56

## Double-Doubles

Year	Player	G	Total
2018-19	Tyler Bey	36	17

## INDIVIDUAL (CONFERENCE GAMES ONLY)

### Scoring

Year	Player	G	Pts.	Avg.
1993-94	Donnie Boyce	13	349	26.8
1970-71	Cliff Meely	14	427	30.5
1968-69	Cliff Meely	14	348	24.9
1965-66	Chuck Gardner	14	284	20.3
1962-63	Ken Charlton	14	269	19.2
1954-55	Burdette Haldorson	12	287	23.9
1953-54	Burdette Haldorson	12	256	21.3

### Rebounding

Year	Player	G	Off	Def	Tot	Avg/G
2012-13	Andre Roberson	16	46	130	176	11.0
2011-12	Andre Roberson	18	50	147	197	10.9
2001-02	Stephane Pelle	16	69	119	188	11.8

### Offensive Rebounds

Year	Player	G	No.	Avg/G
2015-16	Wesley Gordon	18	65	3.61
2001-02	Stephane Pelle	16	69	4.31

### Defensive Rebounds

Year	Player	G	No.	Avg/G
2012-13	Andre Roberson	16	130	8.1

### FG Percentage

Year	Player	G	FG	FGA	Pct.
2003-04	David Harrison	16	101	165	.612
2001-02	David Harrison	16	88	133	.662

### 3-Point FG Made

Year	Player	G	3FG	Avg/G
2003-04	Blair Wilson	16	47	2.9
1998-99	Kenny Price	15	53	3.5
1997-98	Kenny Price	16	58	3.6

### Steals

Year	Player	G	Stls	Avg/G
2009-10	Cory Higgins	16	34	2.13

### Blocked Shots

Year	Player	G	Blocks	Avg/G
2011-12	Andre Roberson	18	42	2.33
2003-04	David Harrison	16	44	2.75
2002-03	David Harrison	16	50	3.13

### Assist-Turnover Ratio

Year	Player	G	Asst	Avg.	Turn	Avg.	Ratio
2000-01	Ernest Renfroe	15	12	0.8	2	0.1	6.00
2000-01 (2nd)	Jose Winston	16	89	5.6	40	2.5	2.23
1999-2000	Ernest Renfroe	12	3	0.2	1	0.1	3.00
1998-99	Dwight Jones	16	27	1.7	7	0.4	3.86

## ALL-TIME GREATEST COMEBACKS

(1947 to present)

### Overall

Trailed By (Score, time left)	Final Score	Opponent, Date
23 (9-32, 8:03, 1st Half)	63-60	at Kansas State, Feb. 26, 1955
22 (21-43, 4:39, 1st Half)	91-89	vs. Texas, Feb. 26, 2011
20 (21-41, 1:50, 1st Half)	68-67	at Texas A&M, Jan. 28, 1998
19 (11-30, 7:01, 1st Half)	73-63	vs. Washington State, Mar. 8, 2017 (Las Vegas)
18 (17-35, 2:25, 1st Half)	75-73	vs. Wyoming, Dec. 10, 1981
18 (39-57, 14:32, 2nd Half)	83-80	vs. Oklahoma State, Feb. 10, 1999
17 (15-32, 7:07, 1st Half)	78-75	at New Mexico, Dec. 11, 2018
17 (2-19, 12:46, 1st Half)	76-68	vs. Eastern Washington, Dec. 22, 2016
17 (32-49, 12:24, 2nd Half)	67-66	vs. Purdue, Dec. 4, 1988 (at Denver)
16* (39-55, 14:00, 2nd Half)	75-73	#vs. Missouri, Dec. 29, 1969
15 (29-44, 3:48, 1st Half)	91-84	at Auburn, Nov. 17, 2015
15 (20-35, 3:42, 1st Half)	85-80 (2ot)	vs. Texas Southern, Nov. 27, 2012
15 (13-28, 9:13, 1st Half)	78-60	vs. Missouri, Feb. 25, 2006
15 (28-43, 17:26 2nd Half)	74-71 (ot)	at Wisconsin-Milwaukee, Dec. 29, 2000
14 (30-44, 19:20, 2nd Half)	70-62	vs. Harvard, Nov. 24, 2013
14 (19-33, 5:14, 1st Half)	72-62	vs. Air Force, Dec. 10, 1966
14 (25-39, 16:53, 2nd Half)	56-54	vs. Oklahoma State, Feb. 24, 1964
14 (33-47, 11:48, 2nd Half)	60-59	at Kansas State, Jan. 6, 1964
13 (47-60, 5:25, 2nd Half)	70-69	vs. Quinnipiac, Nov. 17, 2017 (Lynchburg, Va.)
13 (39-52, Halftime)	88-77	at Colorado State, Dec. 6, 2015
13 (45-32, 18:43, 2nd Half)	87-82	vs. Omaha, Nov. 22, 2015
12 (3-15, 14:37, 1st Half)	90-81 (ot)	vs. Arizona State, Jan. 4, 2018
12 (14-26, 8:33, 1st Half)	70-68	Georgia, Nov. 28, 2011
12 (9-21, 11:36, 1st Half)	81-76	vs. W. Michigan (San Juan), Nov. 20, 2011
12 (19-31, 7:34, 1st Half)	93-80	vs. Texas, Feb. 4, 2003
12 (12-24, 10:29, 1st Half)	81-64	at Texas, Feb. 28, 1998
12 (28-40, 5:00 1st Half)	100-92	at Missouri-Kansas City, Feb. 11, 1995
12 (14-26, 1:38 1st Half)	52-49	at Air Force, Dec. 6, 1975

\*- No Play-by-Play Available. Time of comeback not official (info from newspaper clipping with time of comeback rounded)

### CU GAME LEADER (All 5 Categories)

Matt Bullard at Dayton (Jan. 8, 1986) L, 66-67  
15 points, 9 rebounds, 5 assists, 2 steals, 1 block


### Led CU in 5 Categories (tied in one or two categories)

Derrick White vs. Utah (Feb. 23, 2017) L, 81-86 31 points, 6 rebounds, 5 assists, 4 blocks, t-1 steal	Matt Bullard Utah (Dec. 2, 1986) W, 68-61 28 points, 11 rebounds, t-3 assists, 2 blocks, t-1 steal
Derrick White at Stanford (Feb. 2, 2017) W, 81-74 t-19 points, 8 rebounds, 8 assists, 4 blocks, 2 steals	Alex Stivrins at Kansas State (Feb. 23, 1985) L, 67-76 14 points, 11 rebounds, t-4 assists, 4 steals, t-1 block
Donnie Boyce at Missouri (Feb. 9, 1994) L, 70-82 27 points, 12 rebounds, 4 assists, 2 blocks, t-1 steal	Alex Stivrins at Oregon (Dec. 8, 1984) L, 60-79 15 points, 13 rebounds, 6 assists, 2 steals, t-1 block
Scott Wilke vs. Oklahoma (at Kansas City) (Mar. 11, 1988) L, 66-99 20 points, 10 rebounds, 3 assists, t-3 blocks, t-1 block	Mike Gorman at Oklahoma (Feb. 27, 1979) L, 57-77 t-10 points, t-5 rebounds, 3 assists, 2 steals, t-1 block

Scott Wilke at Purdue (Dec. 7, 1987) L, 54-72  
14 points, 13 rebounds, t-3 assists, t-1 block, t-1 steal



Alec Burks and Nate Tomlinson begin to celebrate the upset win over No. 5 Texas at the CU Events Center.



Matt Bullard is the only CU player to lead the Buffaloes out-right in scoring, rebounds, assists, steals, and blocks in a single game.