

FIELD GOALS



On Dec. 2, 1995, Chauncey Billups became the first Buff player to record a triple-double (points, assists, rebounds).

SINGLE GAME FIELD GOALS MADE

- 19, Cliff Meely vs. Oklahoma State, Mar. 11, 1971
- 18, Cliff Meely vs. Oklahoma, Feb. 13, 1971
- 17, Donnie Boyce at Oklahoma State, Mar. 5, 1994
- 16, Jaquay Walls vs. Iowa State, Feb. 19, 2000
- 16, Scott Wilke vs. Loyola-Chicago, Dec. 22, 1987
- 16, Jim Creighton vs. Iowa State, Feb. 14, 1972
- 16, Cliff Meely vs. Oklahoma, Feb. 10, 1969
- 15, on eight occasions

SINGLE GAME FIELD GOALS ATTEMPTED

- 35, Burdette Haldorson vs. Oklahoma, Dec. 29, 1952
- 33, Cliff Meely vs. Iowa State, Jan. 23, 1971
- 32, Donnie Boyce at Kansas, Feb. 26, 1994
- 32, Cliff Meely vs. Oklahoma State, Mar. 11, 1971
- 31, Cliff Meely at Oklahoma, Jan. 16, 1971
- 31, Cliff Meely vs. Oklahoma, Feb. 10, 1969
- 31, Pat Frink at Arizona, Dec. 18, 1967
- 31, Burdette Haldorson vs. Oklahoma, Jan. 17, 1955
- 31, Burdette Haldorson at Nebraska, Feb. 7, 1955
- 30, on four occasions

CONSECUTIVE FGs MADE: Then-sophomore Andre Roberson shot 66.7 percent during the Pac-12 Tournament (20-of-30). Roberson made 11 straight field goal attempts dating back to the game-winning put-back against Oregon in the quarterfinals. His streak tied for the third longest, and just one off the school record of 12 held by teammates House Guest and Shaun Vandiver one year apart. Roberson's 11-straight are the most on the road or at a neutral site. His 6-of-6 performance from the field against Cal, which included two 3-pointers, was a career-best percentage.

- 12—Shaun Vandiver vs. Illinois State in Boulder, Dec. 4, 1989.
- 12—Rodell "House" Guest vs. Central Connecticut State (5) & Eastern Michigan (7) in Boulder, Dec. 7-8, 1990.
- 11—Andre Roberson vs. Oregon (1), California (6) & Arizona (4) in Los Angeles, Mar. 8-10, 2012.
- 11—Jim Creighton vs. Iowa State in Boulder, Feb. 14, 1972.

Most Field Goals Made

- Half:** 12, Donnie Boyce at Oklahoma State, Mar. 5, 1994;
12, Cliff Meely vs. Oklahoma, Feb. 13, 1971
- Game:** 19, Cliff Meely vs. Oklahoma, Feb. 13, 1971
- Season:** 282, Cliff Meely, 1968-69
- Career:** 750, Shaun Vandiver, 1988-91; Cliff Meely, 1968-71

Conference Half: 12, Donnie Boyce at Oklahoma State, Mar. 5, 1994;
12, Cliff Meely vs. Oklahoma, Feb. 13, 1971

Conference Game: 19, Cliff Meely vs. Oklahoma, Feb. 13, 1971

Conference Season: 168, Cliff Meely, 1970-71

Conference Career: 409, Cliff Meely, 1968-71

Consecutive FG Made: 12, Rodell Guest vs. Central Connecticut State and Eastern Michigan, Dec. 7-8, 1990; 12, Shaun Vandiver vs. Illinois State, Dec. 4, 1989

Most Field Goals Attempted

- Half:** 19, Cliff Meely vs. Iowa State, Jan. 23, 1971 (1st)
- Game:** 35, Burdette Haldorson vs. Oklahoma (at Kansas City), Dec. 29, 1952
- Season:** 590, Cliff Meely, 1968-69
- Career:** 1,648, Donnie Boyce, 1991-95

Conference Half: 19, Cliff Meely vs. Iowa State, Jan. 23, 1971 (1st)

Conference Game: 35, Burdette Haldorson vs. Oklahoma (at Kansas City), Dec. 29, 1952

Conference Season: 330, Cliff Meely, 1970-71

Conference Career: 980, Cliff Meely, 1968-71

Field Goal Percentage

- Game (min. 15 attempts):** .938 (15-16), Shaun Vandiver vs. Illinois State, Dec. 4, 1989
- Game (Most makes without a miss):** 1.000 (10-of-10), David Harrison vs. Baylor, Jan. 31, 2004
- Season (min. 100 attempts):** .638, David Harrison, 2002-03
- Career (Minimum 200 attempts):** .602, David Harrison, 2001-04



Rodell Guest made 12 consecutive field goals tying for the most ever at CU.



David Harrison tops the list as CU's single-season and career leader in FG%.

SINGLE-SEASON FIELD GOALS MADE

	Player	FGM	Season
1.	Cliff Meely	282	1970-71
2.	Shaun Vandiver	278	1990-91
3.	Shaun Vandiver	274	1989-90
4.	Cliff Meely	271	1968-69
5.	Alec Burks	251	2010-11
6.	Scott Wilke	241	1987-88
7.	Stevie Wise	223	1990-91
8.	Emmett Lewis	221	1976-77
9.	Jo Jo Hunter	213	1980-81
10.	Derrick White	205	2016-17

SINGLE-SEASON FIELD GOALS ATTEMPTED

	Player	FGA	Season
1.	Cliff Meely	590	1968-69
2.	Cliff Meely	566	1970-71
3.	Stevie Wise	541	1990-91
4.	Alec Burks	535	2010-11
5.	Cliff Meely	482	1969-70
6.	Shaun Vandiver	478	1990-91
7.	Donnie Boyce	471	1993-94
8.	Emmett Lewis	465	1976-77
9.	Shaun Vandiver	462	1989-90
10.	Cory Higgins	461	2010-11

CAREER FIELD GOALS MADE

	Player	FGM	Seasons
1.	Shaun Vandiver	750	1988-91
	Cliff Meely	750	1968-71
3.	Emmett Lewis	707	1975-79
4.	Donnie Boyce	693	1991-95
5.	Richard Roby	688	2004-08
6.	Cory Higgins	653	2007-11
7.	Randy Downs	609	1982-86
8.	Josh Scott	600	2012-16
9.	Askia Booker	595	2011-15
10.	Stevie Wise	589	1987-91

CAREER FIELD GOALS ATTEMPTED

	Player	FGA	Seasons
1.	Donnie Boyce	1648	1991-95
2.	Cliff Meely	1638	1968-71
3.	Richard Roby	1596	2004-08
4.	Askia Booker	1551	2011-15
5.	Emmett Lewis	1520	1975-79
6.	Stevie Wise	1415	1987-91
7.	Cory Higgins	1397	2007-11
8.	Shaun Vandiver	1307	1988-91
9.	Michel Morandais	1169	2000-04
10.	Josh Scott	1157	2012-16

SINGLE-SEASON FIELD GOAL PERCENTAGE

	Player	M	A	Pct.	Season
1.	David Harrison	139	218	.638	2001-02
2.	David Harrison	186	295	.631	2003-04
3.	Matt Bullard	142	235	.604	1985-86
4.	Shaun Vandiver	274	462	.593	1989-90
5.	Shaun Vandiver	278	478	.582	1990-91
	Randy Downs	167	287	.582	1983-84
7.	Andre Roberson	101	174	.580	2010-11
8.	Joe Cooper	126	219	.575	1980-81
9.	Jack Magno	62	108	.574	1978-79
	Fred McDonald	66	115	.574	1974-75

CAREER FIELD GOAL PERCENTAGE

	Player	FGM	FGA	Pct.	Seasons
1.	David Harrison	489	813	.602	2001-04
2.	Joe Cooper	126	219	.575	1980-81
3.	Shaun Vandiver	750	1307	.574	1988-91
4.	Jack Magno	134	235	.570	1978-80
5.	Matt Bullard	324	584	.555	1985-87
6.	Randy Downs	609	1119	.544	1982-86
7.	Mike Coleman	263	486	.541	1967-70
8.	Rob Gonzalez	210	391	.537	1981-83
9.	Scott Wilke	527	984	.536	1984-88
10.	Alex Stivrins	313	591	.530	1983-85




Alec Burks is the last player to make at least 250 field goals in a season (2010-11).



Josh Scott is one of eight Colorado players with at least 600 field goals made.



Shaun Vandiver shares the career field goals made record of 750 with Cliff Meely.



Cliff Meely played only three years as a Buff and ranks among the school's best in a number of categories.

THREE-POINT FIELD GOALS

ALL-TIME SINGLE-GAME THREE-POINT FIELD GOALS MADE

- 9, Kenny Price vs. Texas (Kansas City), Mar. 5, 1999
- 8, Kenny Price at Texas, Feb. 28, 1998
- 7, **Shane Gatling at UCLA, Feb. 6, 2019**
- 7, Richard Roby vs. Kansas State, Feb. 26, 2005
- 7, Richard Roby at Texas Tech, Feb. 2, 2005
- 7, Blair Wilson vs. Kansas State, Feb. 7, 2004
- 7, D.J. Harrison vs. Nebraska, Feb. 5, 2002
- 7, Blair Wilson vs. Kansas State, Jan. 1, 2002
- 7, Jaquay Walls vs. Iowa State, Feb. 19, 2000
- 7, Chauncey Billups at Nebraska, Feb. 5, 1997
- 7, Mack Tuck at New Mexico, Mar. 15, 1995
- 7, Donnie Boyce at Oklahoma State, Mar. 5, 1994
- 7, Stevie Wise at Eastern Michigan, Jan. 2, 1990
- 7, Reggie Morton at Nebraska, Feb. 28, 1990
- 7, Stevie Wise vs. Wisconsin-Green Bay, Dec. 4, 1990
- 7, Stevie Wise vs. North Carolina, Dec. 20, 1989

ALL-TIME SINGLE-GAME THREE-POINT FIELD GOALS ATTEMPTED

- 16, Kenny Price vs. Kansas State, Feb. 27, 1999
- 15, Kenny Price at Texas, Feb. 28, 1998
- 15, Mack Tuck at New Mexico, Mar. 15, 1995
- 14, Kenny Price vs. Kansas, Feb. 7, 1999
- 14, Kenny Price at Nebraska, Jan. 23, 1999
- 14, Leroy Carter vs. New Mexico, Mar. 15, 1995
- 14, Stevie Wise vs. Kansas, Feb. 20, 1991
- 14, Stevie Wise vs. Wisconsin-Green Bay, Dec. 4, 1990
- 14, Stevie Wise vs. North Carolina, Dec. 20, 1989
- 13, on three occasions



Kenny Price holds the top two all-time single-season three-point shooting performances (game & season) in CU history.

Most Three-Point Field Goals Made

- Half:** 6, Blair Wilson vs. Kansas State, Feb. 7, 2004 (1st); Kenny Price vs. Texas at Kansas City, Mar. 5, 1999 (1st); Chauncey Billups vs. Kansas, Jan. 26, 1997 (2nd)
- Game:** 9, Kenny Price vs. Texas (Kansas City), Mar. 5, 1999
- Season:** 87, Kenny Price, 1998-99
- Career:** 257, Blair Wilson, 2000-04

Conference Half:

- 6, Blair Wilson vs. Kansas State, Feb. 7, 2004 (1st); Chauncey Billups vs. Kansas, Jan. 26, 1997 (2nd)

Conference Game:

- 8, Kenny Price at Texas, Feb. 28, 1998

Conference Season:

- 58, Kenny Price, 1997-98

Conference Career:

- 145, Blair Wilson 2000-04

Consecutive Three-Point FG Made:

- 6, **Shane Gatling at UCLA, Feb. 6, 2019**; Blair Wilson vs. Kansas State, Feb. 7, 2004; Kenny Price vs. Texas (Kansas City), Mar. 5, 1999; Stevie Wise vs. North Carolina at Denver, Dec. 20, 1989

Most Three-Point Field Goals Attempted

- Half:** 10, Kenny Price vs. Kansas State, Feb. 28, 1999
- Game:** 16, Kenny Price vs. Kansas State, Feb. 28, 1999
- Season:** 271, Stevie Wise, 1990-91
- Career:** 670, Stevie Wise, 1987-91

Conference Half:

- 10, Kenny Price vs. Kansas State, Feb. 28, 1999

Conference Game:

- 16, Kenny Price vs. Kansas State, Feb. 28, 1999

Conference Season:

- 148, Kenny Price, 1997-98

Conference Career:

- 302, Stevie Wise, 1987-91

Three-Point Field Goal Percentage

- Game (min. 7 attempts):** .857 (six of seven), Dominique Collier at Washington, Jan. 20, 2016; Kenny Price vs. Georgia, Dec. 9, 1997
- Game (most makes without a miss):** 1.000 (six-of-six), Blair Wilson vs. Kansas State, Feb. 7, 2004
- Season (Minimum 100 attempts):** .474, Levi Knutson, 2010-11
- Career (Minimum 200 attempts):** .406 Mack Tuck, 1993-96



Blair Wilson is the school's all-time leader in 3-pointers made and attempts.



Shane Gatling hit seven 3-pointers at UCLA on Feb. 6, 2019.

SINGLE-SEASON THREE-POINT FIELD GOALS MADE

Player	3FGM	Season
1. Kenny Price	97	1998-99
2. Kenny Price	90	1997-98
3. Stevie Wise	86	1990-91
4. Blair Wilson	83	2002-03
5. Levi Knutson	81	2010-11
6. Blair Wilson	76	2001-02
Stevie Wise	76	1989-90
8. Blair Wilson	75	2003-04
Chauncey Billups	75	1996-97
10. George King	68	2015-16

SINGLE-SEASON THREE-POINT FIELD GOALS ATTEMPTED

Player	3FGA	Season
1. Stevie Wise	271	1990-91
2. Kenny Price	257	1998-99
3. Blair Wilson	237	2002-03
4. Stevie Wise	223	1989-90
5. Kenny Price	214	1997-98
6. Blair Wilson	190	2003-04
7. Chauncey Billups	187	1996-97
8. Shane Gatling	185	2018-19
9. Richard Roby	179	2004-05
10. Richard Roby	177	2005-06
Blair Wilson	177	2001-02

SINGLE-SEASON THREE-POINT FIELD

Goal PERCENTAGE (min. 100 attempts)

Player	3PM	3FA	Pct.	Season
1. Levi Knutson	81	171	.474	2010-11
2. George King	68	149	.456	2015-16
3. Mack Tuck	54	120	.450	1994-95
4. Blair Wilson	76	177	.429	2001-02
5. Kenny Price	90	214	.421	1997-98
6. Chauncey Billups	75	187	.401	1996-97
7. Mack Tuck	63	159	.396	1995-96
8. Derrick White	57	144	.396	2016-17
9. Blair Wilson	75	190	.395	2003-04
10. Marcus Relphorde	88	113	.394	2010-11

CAREER THREE-POINT FG MADE

Player	3FGM	Seasons
1. Blair Wilson	257	2000-04
2. Richard Roby	214	2004-08
Stevie Wise	214	1987-91
4. Kenny Price	187	1997-99
5. George King	181	2013-14, 15-18
6. Askia Booker	170	2011-15
7. Marcus Hall	152	2003-06, 07-08
8. Xavier Johnson	130	2012-15, 16-17
9. Levi Knutson	129	2007-11
Donnie Boyce	129	1991-95

CAREER THREE-POINT FG ATTEMPTED

Player	3FGA	Seasons
1. Blair Wilson	679	2000-04
2. Stevie Wise	670	1987-91
3. Richard Roby	617	2004-08
4. Askia Booker	538	2011-15
5. Kenny Price	471	1997-99
6. George King	451	2013-14, 15-18
7. Marcus Hall	430	2003-06, 07-08
8. Donnie Boyce	419	1991-95
9. Cory Higgins	360	2007-11
10. Nick Mohr	349	1998-02

CAREER THREE-POINT FIELD GOAL

PERCENTAGE (min. 160 attempts)

Player	3PM	3FA	Pct.	Seasons
1. Mack Tuck	126	310	.406	1993-96
2. George King	181	451	.401	2013-14, 15-18
3. Kenny Price	187	471	.397	1997-99
4. Levi Knutson	129	328	.393	2007-11
5. Spencer Dinwiddie	115	298	.386	2011-14
6. Xavier Johnson	130	340	.382	2012-15, 16-17
7. Chauncey Billups	120	314	.382	1995-97
8. Dwight Jones	76	200	.380	1997-99
9. Blair Wilson	257	679	.379	2000-04
10. Martice Moore	65	173	.376	1995-97



In his final year with the Buffs, Levi Knutson played his best season becoming the single-season 3-Point FG percentage leader and making 81 treys.



George King is second in career 3-point shooting at 40.1 percent.

FREE THROWS

SINGLE GAME FREE THROWS MADE

19, Ken Charlton at Missouri, Mar. 5, 1962
 18, Jaquay Walls vs. Oklahoma St., Feb. 10, 1999
 16, Chauncey Billups vs. Oklahoma, Feb. 17, 1996
 16, Poncho Hodges vs. Oklahoma, Feb. 20, 1993
 16, Jo Jo Hunter vs. Iowa State, Jan. 30, 1980
 15, on eight occasions

SINGLE GAME FREE THROWS ATTEMPTED

22, Ken Charlton at Missouri, Mar. 5, 1962
 22, Wilky Gilmore vs. Oklahoma, Jan. 8, 1960
 21, Wilky Gilmore at Arizona, Dec. 2, 1960
 20, Jaquay Walls vs. Oklahoma St., Feb. 10, 1999
 20, Chauncey Billups at Missouri, Jan. 7, 1997
 20, Donnie Boyce at Oklahoma, Feb. 12, 1994
 20, Poncho Hodges vs. Oklahoma, Feb. 20, 1993
 20, Billy Law vs. Towson State, Nov. 25, 1991
 20, Chuck Gardner vs. Kansas State (Kansas City),
 Dec. 29, 1965
 19, on four occasions

Most Free Throws Made

Half: 11, Derrick White at Arizona State, Jan. 5, 2017 (2nd);
 Alec Burks vs. Iowa State (KC), Mar. 9, 2011 (2nd);
 Jaquay Walls vs. Oklahoma State, Feb. 10, 1999 (2nd)
Game: 19, Ken Charlton at Missouri, Mar. 5, 1962
Season: 249, Alec Burks, 2010-11
Career: 570, Cory Higgins, 2007-11

Conference Half: 11, Derrick White at Arizona State, Jan. 5, 2017 (2nd);

Jaquay Walls vs. Oklahoma State, Feb. 10, 1999 (2nd)

Conference Game: 19, Ken Charlton at Missouri, Mar. 5, 1962

Conference Season: 114, Chauncey Billups, 1996-97

Conference Career: 282, Donnie Boyce, 1991-95; 281, Cory Higgins, 2007-11

Consecutive Free Throws Made

45: Cory Higgins, Dec. 10, 2008-Jan. 14, 2009 (9 games); Big 12 Record

39: Rob Gonzalez, Jan. 10-Feb. 26, 1983 (13 games)

37: Randy Downs, Feb. 2-Dec. 5, 1983 (14 games)

33: Spencer Dinwiddie, Feb. 7-21, 2013 (5 games)

33: Jo Jo Hunter, Feb. 9-Dec. 3, 1980 (8 games)

29: Michel Morandais, Jan. 31-Feb. 21, 2004 (6 games)

29: Bob Joyce, Dec. 16-28, 1963 (5 games)

Most Free Throws Attempted

Half: 18, Billy Law vs. Towson State, Nov. 25, 1991 (2nd)

Game: 22, Ken Charlton at Missouri, Mar. 5, 1962; Wilky Gilmore vs. Oklahoma, Jan. 8, 1960

Season: 302, Alec Burks, 2010-11; **Career:** 721, Donnie Boyce, 1991-95

Conference Half: 13, Ken Charlton at Missouri, Mar. 5, 1962 (1st)

Conference Game: 22, Ken Charlton at Missouri, Mar. 5, 1962; Wilky Gilmore vs. Oklahoma, Jan. 8, 1960


Conf. Season: 140, Donnie Boyce, 1993-94

Free Throw Percentage (min. 12)

Game: 1.000 (16-of-16), Chauncey Billups vs. Oklahoma, Feb. 17, 1996; (16-16), Jo Jo Hunter vs. Iowa State, Jan. 20, 1980; (14-14), Spencer Dinwiddie vs. Arizona State, Feb. 16, 2013; (12-12), Derrick White at Arizona State, Jan. 5, 2017; (12-12), Cory Higgins vs. Kansas, Jan. 17, 2009; (12-12), Cory Higgins vs. Coppin State, Dec. 28, 2008; (12-12) Jim Davis vs. Arizona, Dec. 9, 1961

Season (Minimum 50 attempts): .915 Rob Gonzalez, 1982-83


Career (Minimum 100 attempts): .867, Rob Gonzalez, 1981-83



Rob Gonzalez holds the CU best mark for free throw percentage in a single-season and career.



Cory Higgins holds the career school record for free throws made with 570.



In three seasons, Wilky Gilmore scored 1,026 points and grabbed 591 rebounds from 1959-60.

SINGLE-SEASON FREE THROWS MADE

Player	FT	Season
1. Alec Burks	249	2010-11
2. Spencer Dinwiddie	198	2012-13
3. Ken Charlton	194	1962-63
4. Chauncey Billups	176	1996-97
5. Josh Scott	175	2013-14
6. Cory Higgins	174	2010-11
7. Ken Charlton	172	1961-62
8. Cory Higgins	169	2009-10
9. Donnie Boyce	165	1993-94
Cliff Meely	165	1970-71

CAREER FREE THROWS MADE

Player	FT	Seasons
1. Cory Higgins	570	2007-11
2. Josh Scott	504	2012-16
3. Donnie Boyce	480	1991-95
4. Ken Charlton	454	1960-63
5. Cliff Meely	440	1968-71
6. Spencer Dinwiddie	420	2011-14
7. Richard Roby	411	2004-08
8. Alec Burks	398	2009-11
9. Askia Booker	380	2011-15
10. Stephane Pelle	375	1999-03

SINGLE-SEASON FREE THROWS ATT.

Player	FTA	Season
1. Alec Burks	302	2010-11
2. Ken Charlton	245	1962-63
3. Spencer Dinwiddie	240	2012-13
4. Cliff Meely	237	1970-71
Chuck Gardner	237	1965-66
6. Donnie Boyce	233	1993-94
7. David Harrison	232	2003-04
8. Cliff Meely	224	1969-70
9. Jim Creighton	222	1971-72
10. Ken Charlton	221	1961-62

CAREER FREE THROWS ATTEMPTED

Player	FT	Seasons
1. Donnie Boyce	721	1991-95
2. Cory Higgins	691	2007-11
3. Cliff Meely	669	1968-71
4. Josh Scott	655	2012-16
5. David Harrison	613	2001-04
6. Ken Charlton	580	1960-63
7. Richard Roby	554	2004-08
8. Spencer Dinwiddie	506	2011-14
9. Xavier Johnson	499	2012-15,
16-17		
Shaun Vandiver	499	1988-91

SINGLE-SEASON FREE-THROW PERCENTAGE (min. 145 attempts)

Player	FT	FTA	Pct.	Season
1. Cory Higgins	174	201	.866	2010-11
2. Chauncey Billups	130	151	.861	1995-96
3. Chauncey Billups	176	206	.854	1996-97
4. Stevie Wise	133	158	.842	1989-90
Gordon Tope	133	158	.842	1968-69
6. Askia Booker	131	157	.834	2014-15
7. Cory Higgins	169	203	.833	2009-10
8. Cory Higgins	176	212	.830	2008-09
9. Spencer Dinwiddie	198	240	.825	2012-13
Alec Burks	249	302	.825	2010-11

CAREER FREE THROW PERCENTAGE (min. 145 attempts)

Player	FT	FTA	Pct.	Seasons
1. Chauncey Billups	306	357	.857	1995-97
2. Jo Jo Hunter	186	219	.849	1979-81
3. Spencer Dinwiddie	420	506	.830	2011-14
4. Cory Higgins	570	691	.825	2007-11
5. Russ Lind	158	194	.814	1957-60
6. Derrick White	148	182	.813	2016-17
7. Dwight Thorne	159	196	.811	2006-10
8. Alec Burks	398	495	.804	2009-11
9. Gordon Tope	282	351	.803	1967-70
10. Blair Wilson	170	214	.794	2000-04



Alec Burks holds the school record for single-season free throws made (249) and attempts (302).



Jaquay Walls is one of three players (Alec Burks, Derrick White) to make 11 free throws in one half.



Billy Law holds the school record for free throw attempts in a half (18).